



Systematic Analysis of the Effects of Moulding Conditions on the Properties of Shape Memory Polymers

Danielak, Anna Halina; Islam, Aminul

Publication date:
2018

Document Version
Peer reviewed version

[Link back to DTU Orbit](#)

Citation (APA):

Danielak, A. H., & Islam, A. (2018). Systematic Analysis of the Effects of Moulding Conditions on the Properties of Shape Memory Polymers. Paper presented at 34th International Conference of the Polymer Processing Society, Taipei, Taiwan, Province of China.

DTU Library

Technical Information Center of Denmark

General rights

Copyright and moral rights for the publications made accessible in the public portal are retained by the authors and/or other copyright owners and it is a condition of accessing publications that users recognise and abide by the legal requirements associated with these rights.

- Users may download and print one copy of any publication from the public portal for the purpose of private study or research.
- You may not further distribute the material or use it for any profit-making activity or commercial gain
- You may freely distribute the URL identifying the publication in the public portal

If you believe that this document breaches copyright please contact us providing details, and we will remove access to the work immediately and investigate your claim.

Systematic Analysis of the Effects of Moulding Conditions on the Properties of Shape Memory Polymers

A. H. Danielak^a, A. Islam (presenting author)^{a, b*}

^a*Department of Mechanical Engineering, Technical University of Denmark, Produktionstorvet, Building 427, Dk-2800 Kgs Lyngby, Denmark*

annada@mek.dtu.dk

^b*Centre for Acoustic-Mechanical Micro Systems, Technical University of Denmark, Ørstedes Plads, Building 352, DK-2800 Kgs. Lyngby, Denmark*

mais@mek.dtu.dk

Abstract. Shape memory polymers (SMP) demonstrate a unique ability to recover to their original shape upon application of the external stimulus after being deformed and fixed into a temporary shape. The SMP part can be produced by injection moulding process but limited work has been done to understand the effects of moulding conditions on the shape memory effect. The aim of this research is to investigate the influence of selected moulding parameters on the shape memory effect (SME). Three moulding process parameters - injection speed, packing pressure and mould temperature were differentiated in order to produce the test parts. The samples were subjected to thermomechanical experiments and their shape before and after the experiments were analysed along with the overall quality of the parts. The results from these analyses are presented in the paper.

Keywords: Shape Memory Polymer, Shape Memory Effect, Injection Moulding Process, Thermo-mechanical Testing.

INTRODUCTION

Shape memory polymers (SMP) represent a very interesting class of so-called smart materials as they demonstrate a unique ability to recover to their original shape upon application of the external stimuli after being deformed and fixed into a temporary form. This mechanism is called shape memory effect (SME). In recent years SMP have received significant attention because of their flexibility, bio-compatibility, low cost, and ease of manufacturing together with their possibilities for many advanced applications. One of the main advantages is the ability to process SMP with conventional technology, such as injection moulding. In order to enhance their properties, their chemical composition has been constantly under development. Moreover several studies have been made in order to determine the influence on the deformation and recovery of the SMP by means of thermomechanical experiments. Various factors, such as environmental conditions, the deformation pattern, geometry of the samples, the molecular structures of the selected material etc. were studied [1, 2, 3, 4, and 5]. However, it is also necessary to characterise the influence of the processing methods and associated parameters on the recovery characteristics, which is an intermediate step between the material development and utilization. Moreover, the interplay between the overall quality of the parts and the shape memory properties need to be determined in order to achieve the best performance. This study focuses on establishment of the influence of the production process parameters on the shape memory characteristics and the resulting quality of the produced parts, by means of commonly used thermomechanical experiments and geometrical measurements of the shape of the specimens.

EXPERIMENTAL PROCEDURE

Specimen fabrication: Among commercial materials Thermoplastic Polyurethane (TPU) provided by BASF® was selected for the experiment. Glass transition of the material was 33 °C. Two standard shapes of the specimens were chosen for the investigation: rectangular bar and dog-bone as shown in Figure 1.

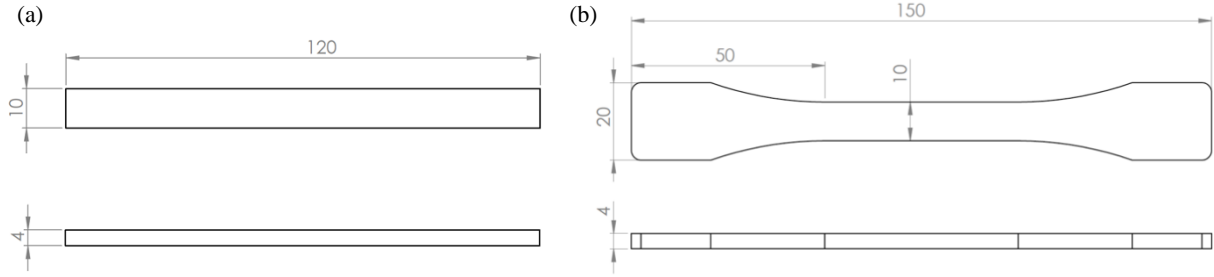


FIGURE 1. Drawings of the parts (dimensions in mm), rectangular-shaped specimen used for 3-point-bending test (a) and dog-bone-shaped specimen used for tensile test.

The parts were injection moulded using Milacron® Ferromatik K60 injection moulding machine. Process window was determined by means of simulation using Autodesk® Moldflow software. Table 1 shows the parameters selected and differentiated for the DOE analysis. Remaining moulding parameters were kept constant according to standard TPU process settings. The melt temperature was set to 235 °C and the cycle time was 25 s with 20 s cooling time.

TABLE 1. Values of combined parameters.

Parameter	Low level	High level
Injection speed	30 mm/s	50 mm/s
Packing pressure	90 bar	110 bar
Mould temperature	20 °C	40 °C

Thermomechanical experiment

3-point-bending test for rectangular-shaped specimens was chosen in order to trigger the shape memory effect in TPU. The experiment was performed at MTS® 810 Material Testing System with climatic chamber and the maximum bending angle was set to 130°. Figure 2 depicts the course of the experiment. For a comparative study, the tensile test was performed for dog-bone-shaped samples at Instron® 8521 Material Testing System with climatic chamber. The maximum elongation of the sample was set to 55 mm. Both tests had the same patterns. First the specimens were heated to the deformation temperature, $T_d = T_g + 25$ °C and deformed to the pre-determined strain. Next, they were cooled down under the load to fixing temperature, $T_f = T_g - 5$ °C and held for 5 min. The specimens were then unloaded and heated to the recovery temperature, $T_r = T_g + 25$ °C and also kept for 5 min. For each sample only one cycle was executed.




FIGURE 2. 3-point-bending experiment, stages: (a) the beginning of the experiment, (b) deformation in T_d and lowering the temperature to T_f , (c) unloading and (d) heating to T_r and recovery of the material.

Geometrical measurements

Both sets of specimens were measured before and after the thermomechanical experiments. For bending test, Computed Tomography (CT) was applied in order to achieve fast and automated measurements. CT scanning was performed at Nikon® XT H 225 ST system. The comparison was performed by measuring the angles of the samples before and after subjecting to bending, which is illustrated in Figure 3. The samples subjected to tension were measured by the calliper. The recovery ratio (R_R) was calculated according to formula (1) [5] and adjusted to the investigated values of bending angle for rectangular and length of the dog-bone-shaped samples accordingly.

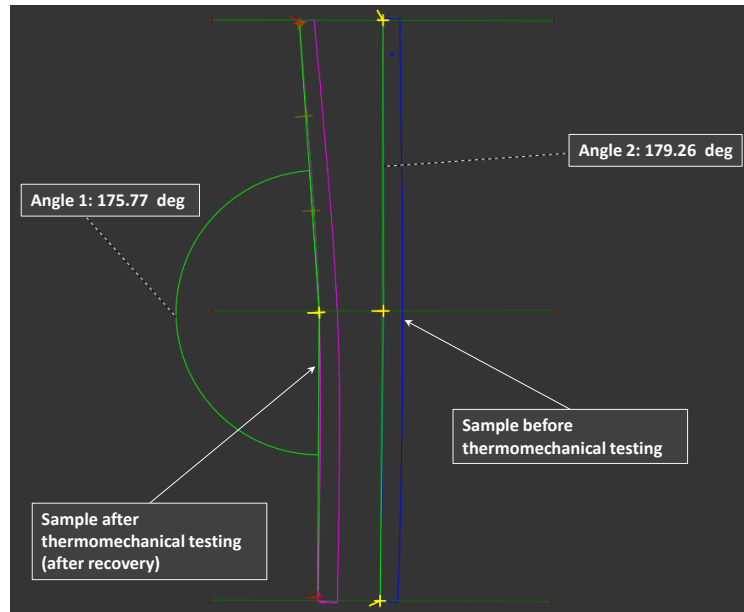


FIGURE 3. Angle measurement results from the rectangular bar before and after thermomechanical experiment.

The 3D scans were also used to assess the overall quality of the parts. This was performed by comparing the obtained geometry of the rectangular samples to the CAD design of the parts. The quality of the parts was evaluated by the percentage of the geometry of the part which falls into the pre-determined deviation threshold of $\pm 200 \mu\text{m}$.

$$R_R = \frac{\varepsilon_m - \varepsilon_p(N)}{\varepsilon_m - \varepsilon_p(N-1)} \quad (1)$$

RESULTS

Recovery ratio (R_R): Due to the differences in the measuring methods, samples geometry, and the applied deformation, the absolute values cannot be compared. However the obtained R_R revealed that significant increase of the recovery ratio in case of both bending and tensile test occurs when the samples are produced with higher injection speed. This is evident when looking at the main effects plots, which are shown in Figure 4.

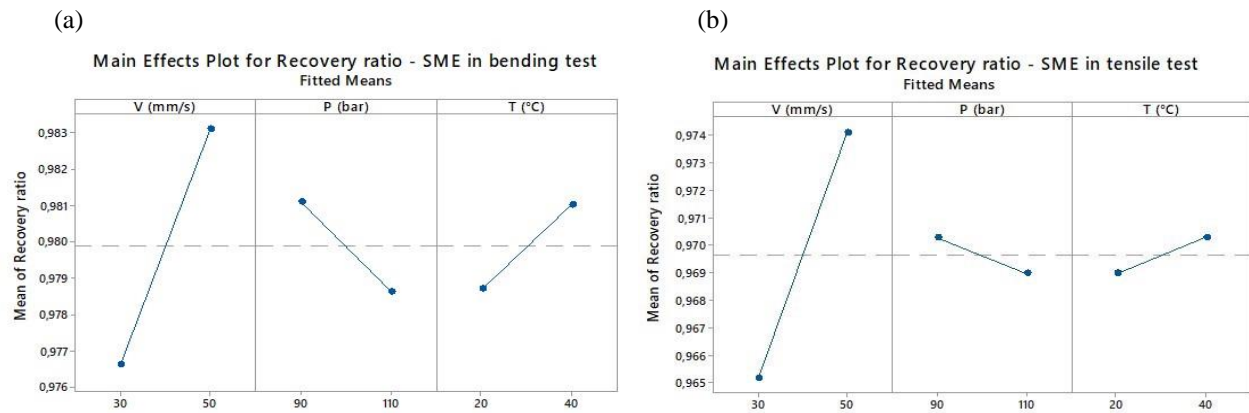


FIGURE 4. Main effects plots of the recovery ratio of the samples after bending and tensile experiments for injection velocity, packing pressure and mould temperature (abbreviated as V, P and T respectively).

This phenomenon was associated to the effect of molecular orientation, which increases with the raised shear rate due to the higher injection speed. This was confirmed by the results of the values of the maximum shear rate obtained by means of simulation with fixed remaining parameters, as illustrated in Table 2. High orientation increases the hard segments aggregation, which enhances the recovery force at elevated temperature [6]. Moreover, slight increase of the recovery was observed with decreasing packing pressure and increasing mould temperature. This dependency should be however further investigated, as the differences in the results are not significant. Nevertheless, both 3-point-bending and tensile tests resulted in recovery ratio higher than 95 %, which revealed the excellent shape memory characteristics of the chosen TPU.

TABLE 2. Dependency of the shear rate on the injection speed.

Shape	Injection velocity	Shear rate
Rectangular bar	30 mm/s	170 1/s
	50 mm/s	208.8 1/s
Dog-bone	30 mm/s	232.7 1/s
	50 mm/s	285.1 1/s

Dimensional accuracy of the parts: As it can be seen in Figure 5, the dimensions fall in the set interval in the highest amount when the packing pressure is increased. This phenomenon is due to the fact that increased packing pressure reduces the volumetric shrinkage of the parts, resulting in dimensions corresponding to the cavity [7]. The increased conformance of geometry with increased injection speed and mould temperature was also found to be insignificant. It is evident however that the two process parameters, i.e. injection speed and packing pressure have a vast influence on two different properties of TPU (Recovery ratio and Dimensional accuracy respectively).

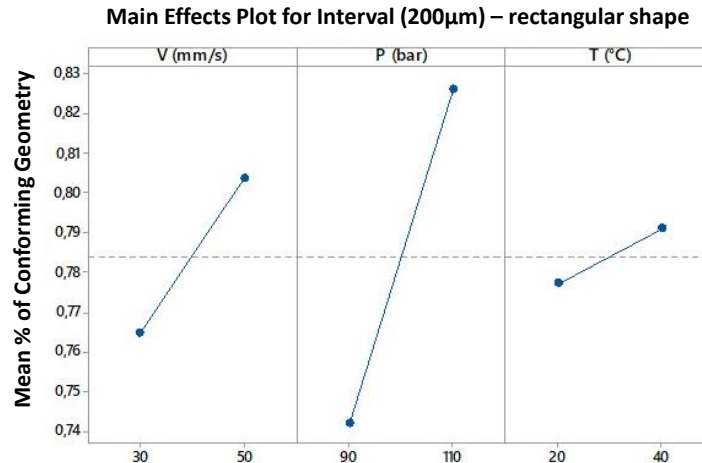


FIGURE 5. Main effects plot of the conformation of the rectangular-shaped parts with the respect to the CAD design for injection velocity, packing pressure and mould temperature, abbreviated as V, P and T respectively.

CONCLUSIONS

The outcome of the research showed that increased injection speed has an advantageous influence on the thermally-induced recovery characteristics and packing pressure enhances overall quality of the parts produced with injection moulding. The shape memory effect is governed by the molecular orientation of moulded parts whereas the dimensional accuracy of the part is dependent on the compensation of the shrinkage. From the manufacturing point of view, it is therefore of great importance to collectively analyses the influential parameters for moulding the parts that should exhibit the shape memory characteristics together with the dimensional accuracy. As future continuation of this work, it is suggested to investigate the other relevant moulding parameters and different SMP materials in order to establish a wide range of the process window for the highest recovery ratio in general. An increased interval of the selected process parameters for DOE analysis could be advantageous to achieve a higher recovery effect. Moreover the investigation of molecular orientation and fiber orientation in case of fiber filled materials are advised in order to evaluate their influences on the shape memory effect.

ACKNOWLEDGEMENTS

The presented research in this paper was carried out at Department of Mechanical Engineering, Department of Physics and Villum Center for Advanced Structural and Material Testing at Technical University of Denmark (DTU).

REFERENCES

1. T. Sauter, M. Heuchel, K. Kratz, and A. Lendlein, "Quantifying the shape-memory effect of polymers by cyclic thermomechanical tests", *Polymer Reviews*, vol. 53, no. 1, pp. 6-40, 2013.
2. J. L. Hu, F. L. Ji and Y. W. Wong, "Dependency of the shape memory properties of a polyurethane upon thermomechanical cyclic conditions", *Polymer International*, vol. 54, no. 3, pp. 600-605, 2005.
3. T. Zhou, H. Tan, and Y. Liu, "Shape Recovery Characteristics of Shape Memory Polymers Subjected to Bending", *Advanced Materials Research*, vol. 834-836, pp. 160-164, 2013.
4. J. Yu, H. Xia, A. Teramoto, and Q. Ni, "Fabrication and characterization of shape memory polyurethane porous scaffold for bone tissue engineering", *Journal of Biomedical Materials Research*, vol. 105, no. 4, pp. 1132-1137, 2017.
5. A. Lendlein and S. Kelch, "Shape-memory polymers", *Angewandte Chemie*, vol. 41, no. 12, pp. 2034-2057, 2002.
6. F. L. Ji, Y. Zhu, J. L. Hu, L. Yeung, and G. D. Ye, "Smart polymers with fibers with shape memory effect", *Smart materials and Structures*, vol. 15, no. 6, pp. 1547-1554, 2006.
7. H. Hassan, "An experimental work on the effect of injection molding parameters on the cavity pressure and product weight", *The International Journal of Advanced Manufacturing Technology*, vol. 67, pp. 675-686, 2013.