



## Stabilization of anarobic digester sludge through vermicomposting

Ankur Rajpal<sup>1\*</sup>, Renu Bhargava<sup>1</sup> and A. K. Chopra<sup>2</sup>

<sup>1</sup>Department of Civil Engineering, Indian Institute of Technology, Roorkee-247667 (U.K.), INDIA

<sup>2</sup>Department of Zoology and Environmental Science, Gurukula Kangari University, Haridwar-249401 (U.K.), INDIA

\*Corresponding author. E-mail: [ankur.envt@gmail.com](mailto:ankur.envt@gmail.com)

**Abstract:** In this study, efficiency of vermitechnology in stabilizing sludge without pre-treatment was studied. The sludge was directly introduced in the vermicomposting reactors after their withdrawal from the bio-methanation reactor installed for experimentation on domestic waste. One Liter (5% TS) sludge was loaded after every fourth day and it was discontinued after sixteen days. However, the chemical analysis of the compost was done till twenty-fourth day. The present study also evaluated the potential of one indigenous *Perionyx excavates* (*P.e.*) and one exotic epigeic earthworm species *Eisenia fetida* (*E.f.*). The results clearly elucidate that vermireactor with indigenous earthworms (*P.e.*) gives over all comparable similar results with world wide known exotic species (*E.f.*). The results of the study show a significant reduction in initial C/N ratio from an initial value of 19 to 9 for all reactors with earthworms, total organic matter (TOC) reduced by 50% and pH also reduced nearer to neutral, but increase in, total nitrogen (TN) 95%,  $\text{NH}_4\text{-N}$  reduced from 0.52% to 0.31% and  $\text{NO}_3\text{-N}$  increased from 0 to 0.13%, total phosphorus (TP) increased from the initial concentration of 0.76% to 1.31%. However, removal efficiency of Fecal coliforms (indicator organism) in the prepared vermicompost through *P.e.* and *E.f.* was in the 6 log and 7 log (MPN/gm) respectively.

**Keywords:** Earthworm, *Eisenia fetida*, *Perionyx excavatus* and Sludge vermitechnology

### INTRODUCTION

Vermitechnology is a bio-oxidation and stabilization of organic material involving the joint action of earthworms and microorganisms. Although microbes are responsible for biochemical degradation of organic matter, earthworms are the important drivers of the process, conditioning the substrate and altering biological activity (Dominguez *et al.*, 2001; Rajpal *et al.*, 2011). During the process of vermicomposting the earthworm acts as the carriers of microorganism, they feed on the organic matter and convert them into stable casting (ejected matter), which are rich in plant nutrients like nitrogen, phosphorous and potassium. The chemical analysis of the casting shows two times available magnesium, fifteen times available nitrogen and seven times potassium when compared to the surrounding soil.

Sludge from bio-methanation is residual solid wastes generated in the bio-methanation process which is sent to sludge drying bed and once dry, sold as manure. The fertilizer properties of the dry sludge are limited as the concentration of nitrate is comparatively low. In good fertilizer the concentration of nitrate is high, as this form of nitrogen is readily absorbed by plant roots. Also dry sludge may contain fraction of heavy metals, which is toxic to soil. Therefore, the effluent sludge from digesters must be subjected to further stabilization or other supplementary processes with a simple technology, easy

operation, and of higher efficiency. Vermicomposting involves bio-oxidation and stabilization of organic material by the joint action of earthworms and mesophilic microorganisms under aerobic conditions. Although several studies have evaluated the efficiency of the combined composting and vermicomposting for biosolids stabilization (Ndegwa and Thompson, 2001; Alidadi *et al.*, 2004; Nair *et al.*, 2006; Tognetti *et al.*, 2007; Lazcano *et al.*, 2008; Monson and Murugappan, 2010; Mupondi *et al.*, 2010), there are no studies addressing the optimization of the integrated system. Vermitechnology has now a day attracted much attention as a method of sludge stabilization worldwide due to simple, natural and needs low cost equipments (Ndegwa and Thompson, 2000; Gupta and Garg, 2008; Suthar and Singh, 2008; Suthar, 2009; Khwairakpam and Bhargava, 2009).

In the present study, the efficiency of Vermitechnology in stabilizing sludge without pre-treatment is studied. The changes in TOC, TKN, COD, BOD, ammonical nitrogen, nitrate nitrogen, total phosphorous, and micro nutrient were monitored to determine the efficiency of the system. Also comparative study between one exotic species (*E. fetida*) and indigenous species (*P. excavatus*) was performed to determine the potential of native species vis-a-vis the exotic species in vermicomposting of sludge.

### MATERIALS AND METHODS

**Collection and culturing of earthworms:** The earthworms

*P. excavates* (*P.e.*) and *E. fetida* (*E.f.*) were collected from earthworm pits of environmental laboratory, IIT Roorkee, India.

**Substrate for experiment:** Sludge for vermicomposting was obtained from bio-methanation reactor installed for experimentation on vegetable waste at Indian Institute of Technology, Roorkee (IITR). The sludge was directly introduced for vermicomposting after its withdrawal from the bio-methanation reactor. The initial physico-chemical characteristic of the sludge is given in Table 1.

**Experimental setup:** The experiment was conducted in controlled condition created inside laboratory where temperature was maintained between  $22\pm 3^{\circ}\text{C}$ . The experiment was conducted in plastic container of 6L capacity. The container was punched with 2mm holes on bottom and side for leaching of extra water and aeration. A total of three containers was used for the study, with each having *P. excavatus* ( $R_1$ ), *E. fetida* ( $R_2$ ) and the last acting as the control ( $R_3$ ). Half depth (15cm) of each container was filled with fully stabilized compost free of earthworm, which acted as the initial habitat of earthworms. In each container 30 gram of respective type of earthworm was added, which were counted before introducing them to the reactor. One Litre (5% TS) sludge was loaded every fourth day and it was discontinued after sixteen days. However the chemical analysis of the compost was done on every eighth day and was continued till twenty- fourth day.

**Chemical analysis:** The chemical analysis was done on every eighth day and the parameters monitored (APHA, 2005) where pH using pH meter, total organic carbon (TOC) determined by Shimadzu (TOC-Vcsn) solid sample module (SSM-5000A), total kjeldahl nitrogen (TKN) using Kjeldahl method, ammoniacal nitrogen ( $\text{NH}_4^+\text{-N}$ ) and nitrate nitrogen ( $\text{NO}_3^-\text{-N}$ ) using KCl extraction (Tiquia and Tam, 2000), total potassium (TK), chemical oxygen demand (COD) by spectrophotometer, biochemical oxygen demand (BOD), were analyzed through azide modified method. In addition the temperature of the composting bed was monitored on daily basis.

**Statistical analysis:** All the reported data are the mean of four replicates. One way analysis of variance (ANOVA) was used to determine any significance among the parameters analyzed ( $p < 0.05$ ).

## RESULTS AND DISCUSSION

**pH:** The initial pH of the sludge was 6.85 which increased for all the reactors as shown in Fig. 1. Maximum and minimum increase in pH was observed for *E. fetida* ( $LT_3$ ) and control, respectively.

**Total phosphorous (TP):** Total Phosphorous increased during vermicomposting because of the mineralization of the organic matter. The initial value was 0.76% which had subsequently increased to 1.31% for  $R_1$ , 1.41% for  $R_2$

and 1.07% for  $R_3$  (Fig. 1). The maximum increase was observed in  $R_2$  with 85% higher than the initial value. Increase in TP during vermicomposting is due to mineralization and mobilization of phosphorus by bacterial and fecal phosphates activity of earthworm (Edwards and Batey, 1992). A high significance was observed for TP as per the ANOVA ( $F=4.3953$ ,  $p < 0.013$ ).

**Total organic carbon (TOC):** The total organic carbon had reduced during the process of vermicomposting. A large fraction of TOC is lost as  $\text{CO}_2$  and due to consumption of available carbon as an energy source by earthworms and microorganisms. The maximum reduction was for  $R_2$  from 36.4% to 32.8% and the minimum reduction was observed in case of  $R_3$  from 36.4% to 34.7% (Fig. 2). Kaviraj and Sharma, 2003 had reported 20-45% loss of carbon as  $\text{CO}_2$  during vermicomposting of municipal or industrial waste. A non significant variation ( $F= 2.42$ ,  $p < 0.0061$ ) was observed for all the reactors as per the ANOVA.

**C/N ratio :** The role of organic carbon and inorganic nitrogen for cell synthesis, growth, and metabolism is important in all living organisms. Plants cannot assimilate N unless the C/N ratio is less than 20 (Edward *et al.*, 1996). To provide proper nutrition for earthworms during vermicomposting, carbon and nitrogen must be present in the substrates at the correct ratio. The usual practice is to arbitrarily add either a rich nitrogenous material or a rich carbonaceous material to the feed substrate to correct for C/N imbalance.

The initial C/N value of the substrate was 19, which had subsequently reduced during vermicomposting to 9.2 for  $R_1$ , 10.1 for  $R_2$  and 16 for  $R_3$  (Fig. 3). The maximum reduction in C/N ratio was observed in case of  $R_2$  and the minimum reduction was observed in case of  $R_3$ . The decrease in C/N ratio over time is attributed to rapid decrease in organic carbon due to increase in oxidation of the organic matter. A low significance was observed for C/N as per the ANOVA ( $F=.6212$ ,  $p < 0.6543$ ).

**Macro-nutrients (potassium, sodium, calcium):** The initial concentration of Potassium in the substrate was 0.62% which had subsequently increased for all reactors. The maximum increase was observed for reactor  $R_2$  to 0.72% and the minimum increase was for  $R_3$  to 0.64% (Fig.3). Acid production by the microorganisms is the major mechanism for solubilization of insoluble potassium. The enhanced number of micro flora present in the gut of earthworms in the case of vermicomposting plays an important role in this process and results in increased potassium over the control (Kaviraj and Sharma, 2003; Khwairakpam and Bhargava, 2009). However the increase in concentration is nominal when compared to the results reported earlier. This is attributed to leaching of the soluble elements by excess water that drained through the mass. Some researchers had reported

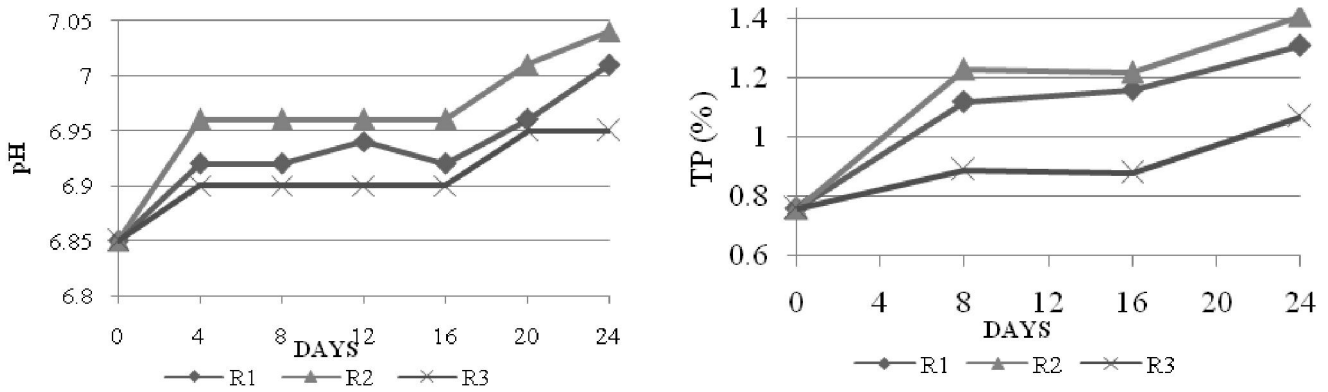


Fig. 1. pH and TP profile during vermicomposting.

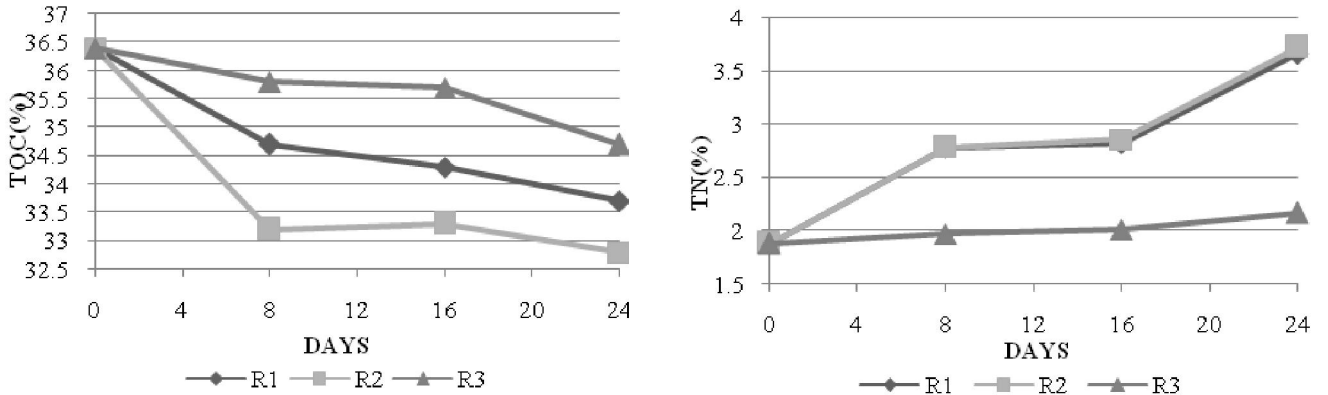


Fig. 2. TOC and TN profile during vermicomposting.

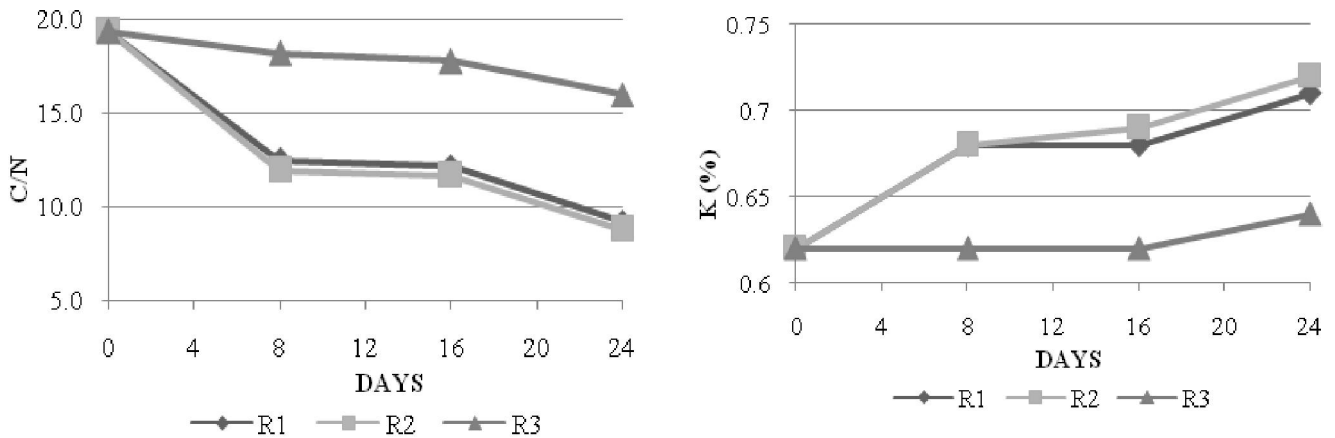


Fig. 3. C/N and potassium profile during vermicomposting.

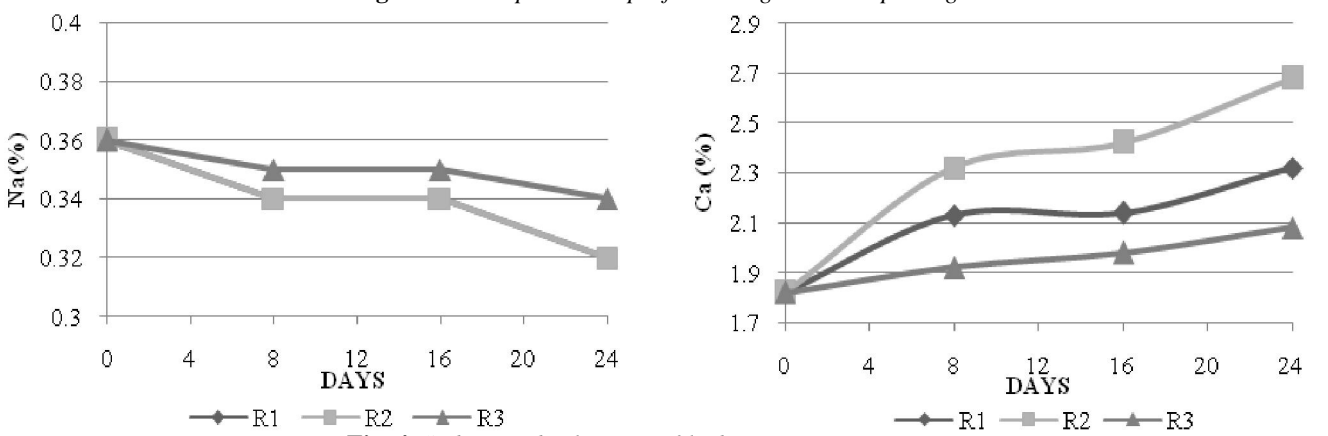


Fig. 4. Sodium and calcium profile during vermicomposting.

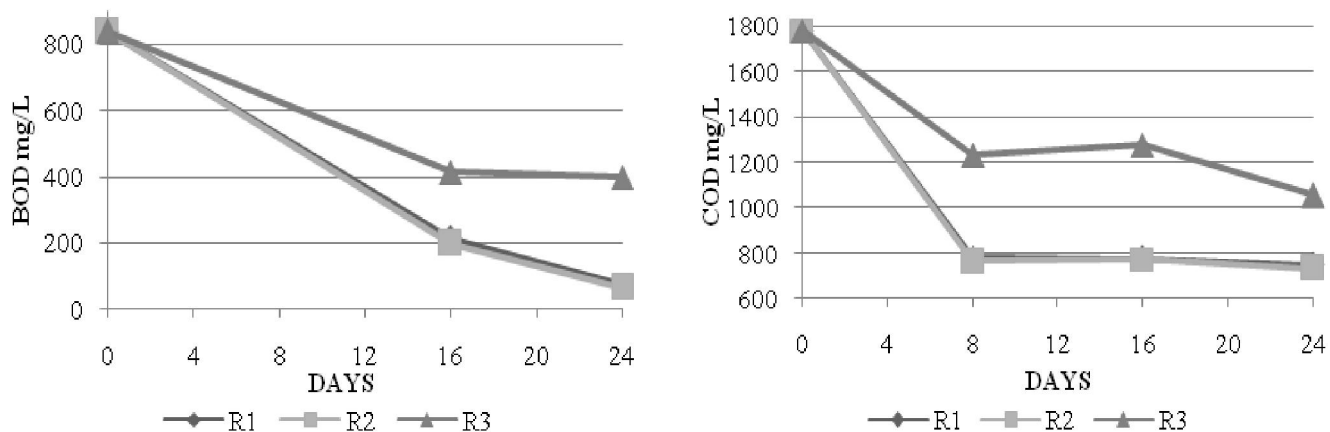


Fig. 5. BOD and COD profile during vermicomposting.

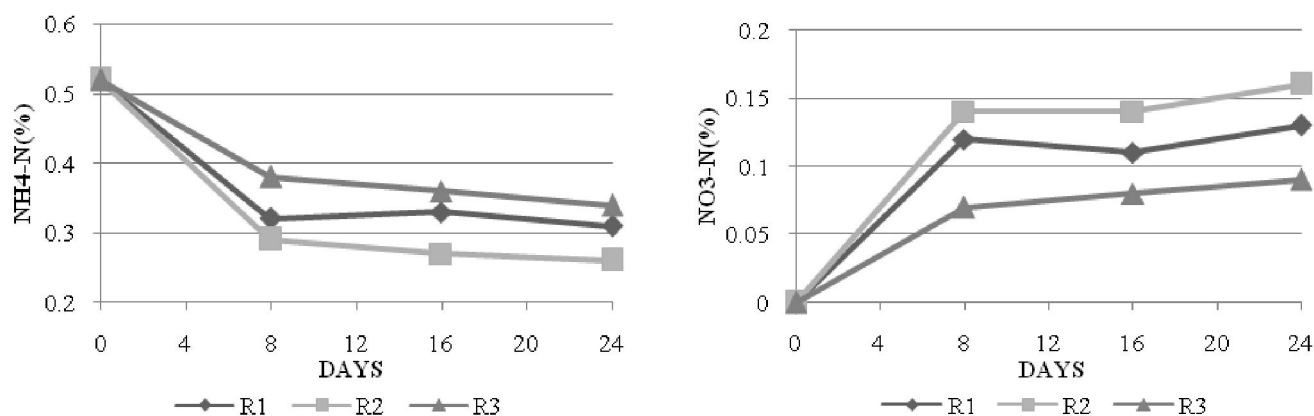


Fig. 6.  $\text{NH}_4\text{-N}$  and  $\text{NO}_3\text{-N}$  profile during vermicomposting.

that the leachate collected during vermicomposting process had higher potassium concentrations (Benitez *et al.*, 1999). A decrease in potassium and a non significant increase in calcium have been reported in the vermicomposting process where excess water was used that drained through the mass (Elvira *et al.*, 1996). A high significance was observed for K as per the ANOVA analysis of variance ( $F=4.8216$ ,  $p < 0.0105$ ). The initial concentration of Na was 0.36%, which had decreased for all reactors. The maximum decrease of was observed in case of  $R_2$  and  $R_1$  to 0.32% and a minimum decrease was observed for  $R_3$  to 0.34% (Fig. 4). A high significance was observed for Na as per the ANOVA ( $F=5.0961$ ,  $p < 0.0085$ ).

The initial concentration of Ca was 1.82 %, which had subsequently increased for all reactors, the increased to 2.32% for  $R_1$ , 2.68% for  $R_2$  and 2.08% for  $R_3$  (Fig. 4). A high significance was observed for Ca as per the ANOVA ( $F=3.1868$ ,  $p < 0.00278$ ).

**COD and BOD:** The composting potential of a substrate is directly proportional to the quantity of biodegradable organic matter contained in the substrate. The substrate will not stabilize till all the biodegradable organic content is converted to stabilized form, which is odorless, pathogen free and is a poor breeding ground for flies and other insects. Even if the compost is stable, care

should be taken while applying to soil for crop use because the biological processes will continue and can strip the nutrients of soil (Wang *et al.*, 2004). In all reactors BOD and COD had shown a trend of reduction during the course of vermicomposting. The initial COD of the substrate was 1781 mg/l, which had reduced to 748 mg/l for  $R_1$ , 733 mg/l for  $R_2$  and 1056 mg/l for  $R_3$ . Similarly the BOD had reduced for all reactors from initial value of 837mg/l to 75 mg/l for  $R_1$ , 65mg/l for  $R_2$  and 398 mg/l for  $R_3$  (Fig. 5). ANOVA showed high significance level for COD and BOD in all reactor ( $p < 0.05$ ).

**Total nitrogen (Tn), ammonical nitrogen ( $\text{NH}_4^+$ ), nitrate nitrogen ( $\text{NO}_3^{-2}$ ):** The total nitrogen content was increased (Fig. 2) for all the reactors, the maximum increase of 97% was observed for reactor  $R_2$ . The minimum increase of 15% was observed for control. For  $R_1$  the increase was in the order of 95%. The reduction in organic carbon due to substrate utilization by microbes and earthworm, water loss by evaporation, and mineralization of organic matter leads to relative increase in nitrogen (Viel *et al.*, 1987; Rajpal *et al.*, 2011).

The exchangeable  $\text{NH}_4^+\text{-N}$  in the vermicompost was always greater than the  $\text{NO}_3^{-2}\text{-N}$  during the course of experiment. A decrease in  $\text{NH}_4^+\text{-N}$  was observed in correspondence with an increase in  $\text{NO}_3^{-2}\text{-N}$  at the end of the vermicomposting process. However, the rapid

**Table 1.** Initial physico-chemical characteristics of the sludge.

Parameter	Values	F value	p-value
pH	6.85±0.21	2.433	0.143
TOC (%)	62.8±1.8	2.421	0.006
COD (mg/l)	1781±76.74	137.919	9.251
BOD (mg/l)	837±7.21	39.035	0.037
TN (%)	1.88±0.11	5.105	0.050
Ammonical Nitrogen (%)	0.52±0.03	6.880	0.027
Nitrate Nitrogen (%)	0.0±0.0	7.290	0.024
Total Phosphorous (%)	0.76±0.02	4.395	0.013
Na (%)	0.36±0.02	5.0961	0.008
K (%)	0.62±0.15	4.821	0.010
Ca (%)	1.82±0.06	3.1868	0.002
C/N (%)	19±.61	3.621	0.654

All values ±SD represent average of three replicates.

decrease in  $\text{NH}_4^+$ -N during composting did not coincide with a rapid increase in  $\text{NO}_3^-$ -N. The difference between various forms of N would be either due to immobilization / denitrification or both (Fig. 6). High significance was observed for  $\text{NH}_4^+$ -N as per the ANOVA ( $F=5.06814$ ,  $p<0.008711$ ). Similarly a high significance was observed for  $\text{NO}_3^-$ -N as per ANOVA ( $F=5.325992$ ,  $p<0.007137$ ).

### Conclusion

The present study inferred that the vermicomposting of sludge stabilizes the sludge rapidly and converts it into vermicompost. The C/N ratio is brought down which assist the plants in assimilate N easily. There is an overall increase in concentration of TKN and nitrate nitrogen which can easily be fixed by plants. In previous studies on vermicomposting of sludge, the sludge was dried in the sludge drying bed and later applied for vermicomposting. However with the provision of an adequate depth of matured compost the sludge can directly be applied on the reactor. Matured compost act as a secured habitat for the earthworms, from where they can migrate and feed on the bio solid of the sludge under favorable conditions. The integrated vermicomposting system has potential to stabilize and converts the organic waste into quality organic manure for agronomic applications without any adverse effects.

### REFERENCES

Alidadi, H., Parvaresh, A.R., Shahmansouri, M.R. and Pourmoghadas, H. (2004). Combined composting and vermicomposting process in the treatment and bioconversion of sludge. *Iran. J. Environ. Health Sci. Eng.*, 2 (4): 251–254.

APHA (2005). *Standard methods for the examination of water and wastewater* (21st Edn.). Washington, D.C.: American Public Health Association.

Benitez, E., Nogales, R., Elvira, C., Masciandaro, G. and

Ceccanti, C. B. (1999). Enzyme activities as indicators of the stabilization of sewage sludge composting with *Eisenia fetida*. *Bioresource Technology*, 67: 297-303.

Dominguez, J., Edwards, C.A. and Ashby, J. (2001). The biology and population dynamics of *Eudriluseugeniae* (Kinberg) (*Oligochaeta*) in cattle waste solids. *Pedobiologia*, 45: 341-353.

Datar, M.T., Rao, M.N. and Reddy, S. (1997). Vermicomposting-a technological option for solid waste management. *J. Solid Waste Technol. Manag.*, 24 : 89–93.

Edwards, C.A. and Bohlen, P.J. (1996). *Biology and Ecology of Earthworms*. Chapman and Hall, London, UK.

Edwards, C.A. and Batey, J.E. (1992). The use of earthworms in environmental management. *Soil Biology and Biochemistry*, 24:1683-1689.

Elvira, C., Goicoechea, M., Sampdro, L., Mato, S. and Nogales R. (1996). Bioconversion of solid paper-pulp mill sludge by earthworms. *Bioresource Technology*, 75: 173–177.

Gupta, R. and Garg, V. K. (2008). Stabilization of primary sewage sludge during vermicomposting. *J. Hazard. Mater.*, 153 (3) : 1023–1030.

Khwairakpam, M. and Bhargava R. (2009). Vermitechnology for sewage sludge recycling. *Journal of Hazard. Mater.*, 161: 948-954.

Kaviraj and Sharma, S. (2003). Municipal solid waste management through vermi-composting employing exotic and local species of earthworms. *Bioresource Technology*, 90: 169–173.

Lazcano, C., Gómez-Brandón, M. and Domínguez, J. (2008). Comparison of the effectiveness of composting and vermicomposting for the biological stabilization of cattle manure. *Chemosphere*, 72 : 1013–1019

Monson, C.C. and Murugappan, A. (2010). Combined thermophilic composting and vermicomposting in the bioconversion of vegetable market waste. *Int. J. Appl. Eng. Res.*, 5 (5), 785–794.

Mupondi, L.T., Mnkeni, P.N.S and Muchaonyerwa, P. (2010). Effectiveness of combined thermophilic composting and

- vermicomposting on biodegradation and sanitization of mixtures of dairy manure and waste paper. *Afr. J. Biotechnol.*, 9 (30) : 4754–4763.
- Ndegwa, P.M. and Thompson, S.A. (2001). Integrating composting and vermicomposting in the treatment and bioconversion of biosolids. *Bioresour. Technol.*, 76 (2): 107–112.
- Nair, J., Sekiozoic, V. and Anda, M. (2006). Effect of pre-composting on vermicomposting of kitchen waste. *Bioresour. Technol.*, 97: 2091–2095.
- Ndegwa, P.M. and Thompson, S.A. (2000a). Effect of C-to-N ratio on vermicomposting of biosolids. *Bioresource Technology*, 75(1): 7-12.
- Rajpal, A., Bhargava, R., Sasi, S.K. and Chopra, A. K. (2011). Onsite domestic organic waste treatment through vermiculture using indigenous earthworm species. *J. Waste Management and Research*, 1-10, DOI:10.1177/0734242X11403798.
- Suthar, S. (2009). Vermistabilization of municipal sewage sludge amended with sugarcane trash using epigeic *Eisenia fetida* (Oligochaeta). *J. Hazard. Mater.*, 163 : 199-206.
- Suthar, S. and Singh, S. (2008). Feasibility of vermicomposting in biostabilization of sludge from a distillery industry. *Sci. Total Environ.* 394 (2–3) : 237–243.
- Tiquia, S.M. and Tam, N.F.Y. (2000). Fate of nitrogen during composting of chicken litter. *Environmental Pollution*, 110:535-541.
- Tognetti, C., Mazzarino, M.J. and Laos, F. (2007). Co-composting biosolids and municipal organic waste: effects of process management on stabilization and quality. *Biol. Fertil. Soils*, 43 : 387–397.
- Viel, M., Sayag, D. and Andre, L. (1987). Optimisation of agricultural, industrial waste management through in-vessel composting. In: de Bertoldi, M. (Ed.), *Compost: Production, Quality and Use. Elsevier Appl. Sci. Essex*: 230–237.
- Wang, P., Changa, C. M. , Watson, M. E., Dick, W. A., Chen, Y. and Hoitink, H. A. J. (2004). Maturity indices for composted dairy and pig manures. *Soil Biol. and Biochem.*, 36: 767- 776.