

A Work Project presented as part of the requirements for the Award of a Master's Degree in
Economics from the Nova School of Business and Economics – Universidade Nova de Lisboa

On the Labor Share

The Long-run equilibrium and its adjustment process

Eduardo Polena Pacheco Araújo Costa

Student number 689

A project carried out under the supervision of:

Professor Miguel Lebre de Freitas

Professor Luís Catela Nunes

January, 2016

On the Labor Share: The Long-run equilibrium and its adjustment process

Eduardo Costa

Nova School of Business and Economics – Universidade Nova de Lisboa

Master's Thesis developed under the advisory of Professor Miguel Lebre de Freitas and Professor Luís Catela Nunes

January, 2016

Abstract

This research computes an Equilibrium Labor Share using a VECM for a panel of 19 countries, analyzes what determines the speed at which the labor share adjusts towards that equilibrium and decomposes this adjustment in terms of real wages and employment. Results suggest that the speed at which a country adjusts decreases with employment protection legislation and labor taxes. Most countries' labor shares adjustment is made through real wages changes instead of changing employment, suggesting that wage moderation policies may play an important role on the adjustment process without harming employment.

Keywords: Equilibrium Labor Share; Real Wages; Unemployment; VECM

Acknowledgments: I would like to thank to my family and to Inês for all the support during the last few months. Additionally, I would like to thank to António Ribeiro dos Santos, Rui Mascarenhas and Jaime Marques Pereira for all the useful discussions and valuable insights.

1. Introduction

The distribution of income between labor and capital has always been a very relevant topic in economics. The portion of income attributed to remunerate the labor input is known as labor share¹. Until recently, labor share did not generate a lot of curiosity since, in 1963, Kaldor documented its stability as a stylized fact of economic growth. Nevertheless, data from recent decades has challenged this stability as a steady decline in the labor share was observed (Arpaia, et al. 2009), while several European countries faced a rising inequality and decreasing real wages for low-skilled workers (European Commission, 2007). The labor share decay is frequently employed by unions in Europe as a reason against wage moderation policies, and it is being seized upon by governments as an argument for profit taxation. Policy makers struggle to understand what drives the labor share in the long-run and which factors are likely to deviate it from its long-run *equilibrium* level in the medium/short-run.

The paper objectives are threefold. Firstly it aims to estimate the equilibrium labor share as a function of key determinants. Secondly, it intends to analyze why countries adjust at different speeds to equilibrium. Finally it will study how this adjustment is made. Since one can decompose labor share as real wages times the inverse of labor productivity, this research aims to understand which variable is responsible for the adjustment to its long-run level. For instance, if labor share is higher than its equilibrium, in some countries, firms may adjust by dismiss workers while others will opt by wage cuts.

¹The Labor Share is defined as the nominal total compensation of labor (wage bill) over the nominal gross domestic product.

$$S_L = \frac{wL}{PY} = \frac{w}{P} \frac{1}{\frac{Y}{L}} = \frac{\text{average wage}}{\text{productivity}}$$

The policy pursued will have significant implications. Wage changes may be seen as a more equitable tool since it circumvents unemployment and firing costs to firms. Additionally, up to a certain extent, wage moderation policies (nominal wage increases below inflation), may slyly contribute to the adjustment – without having such explicit and immediate consequences as firing workers. On the other hand, significant employment changes may reflect a more flexible labor market where hiring and firing workers is easier. This may dodge real wage adjustments but will require more support for the unemployed – otherwise significant social problems might arise. Thus, the adjustment variable should depend on labor and product market characteristics, and will be different, not only among countries, but also over time.

The paper innovates on introducing an *equilibrium labor share* concept, independent of economic cycles, which will allow us to analyze the adjustment process towards that benchmark in terms of wages and employment, as well as to relate this adjustment with country-specific characteristics. This research also innovates on using a VECM model to capture this long-run relation.

The structure of this paper is the following: the next chapter reviews the theoretical determinants of the labor share, while presenting and proposing a theoretical model to explain its dynamics. Section 3 presents some stylized facts about the Labor Share and describes the data used in the estimation. Section 4 explains the methodology pursued and discusses some econometric concerns. Using a VECM model, the equilibrium labor share is estimated and the corresponding gap is computed in section 5. Since the model estimated predicts different adjustment speeds among countries, section 6 takes a closer look on factors driving those speeds, in light of the theoretical model proposed before. Section 7 extends the analysis on the adjustment process and decomposes it in real wages and employment effects. The last section presents the main conclusions and its policy implications, as well as proposes further research.

2. Labor Share dynamics: a model for the Labor Share

The neo-classical growth model assumptions imply that the equilibrium labor share would always be constant over time. Since this is not the case, as a decline trend is observed, the model proposed deviates from the Cobb-Douglas function and uses instead a Constant Elasticity of Substitution production function (CES) that allows the elasticity of substitution to be different from one. This model will allow the long-run labor share to evolve over time. Please refer to appendix I for more details on model derivations.

Let L and K be Labor and Capital inputs with costs w and r respectively. A and B are labor and capital productivity levels, while γ is the substitution parameter which is closely related to the elasticity of substitution between capital and labor². Firms in this economy aim to maximize their profits according to the following formulation:

$$\max_{\{L,K\}} \pi = PY - wL - rK \quad s.t. Y = [\beta(AL)^{-\gamma} + (1 - \beta)(BK)^{-\gamma}]^{-\frac{1}{\gamma}} \quad (1)$$

According to Bentolila and Saint-Paul model (2003), differences across countries' long-run labor shares are explained by different steady-state levels of capital-output ratio (k) – this relation is known as the SK schedule. If however there is capital-augmenting technical progress the SK relation will shift³. Arpaia et al. (2009) argue that capital-augmenting technical progress, which is low-skilled labor saving, is a main driver in plummeting European countries' labor share. Also if the production function depends in an intermediate input (such as an imported material like energy), the labor share will no longer be a sole function of k since it will hinge on also on the real

² $\sigma = \frac{1}{1+\gamma}$ and $\gamma = \frac{1-\sigma}{\sigma}$

³ Considering a production function as follows the labor share will be given by: $Y = f(AK, BL) \Rightarrow s_L = \frac{h(Ak)f'(h(Ak))}{f(h(Ak))} Ak$

price of this good. Accordingly, as in the long-run companies operate under perfect competition without market frictions, real wages will be equal to the marginal product of labor.

$$\frac{w}{P} = MPL = \frac{\partial Y}{\partial L} = \beta A^{-\gamma} \left(\frac{Y}{L}\right)^{1+\gamma} \quad (2)$$

The Labor Share is therefore given by:

$$s_{L,PC} = \frac{wL}{PY} = MPL \frac{L}{Y} = \beta \left(\frac{Y}{AL}\right)^{\gamma} = \beta (Bk)^{-\gamma} = \beta (Bk)^{\frac{\sigma-1}{\sigma}} \quad (3)$$

Equation (3) suggests that, in the long-run, Labor Share is determined by the level of the capital-output ratio and capital augmenting technical progress. However, in the medium-run markets are not competitive. Therefore we need to depart from the assumption behind the SK schedule (Magnani, 2009) and account not only for monopolistic competition (imperfections in the product market) but also to union wages bargaining (imperfections on the labor market). Blanchard (1997 and 1998) has empirically found that the presence of imperfect competition decreases the labor share. According to Arpaia et al. (2009) and to the European Commission (2007), wages will no longer be equal to the marginal productivity of labor since firms will apply a markup over the marginal cost which is influenced by the business-cycle, competition regulations and entry costs.

Let ε be the product demand elasticity⁴, then prices will be set as described by (4):

$$P_i = \frac{\varepsilon}{1 + \varepsilon} \frac{w}{MPL} = \mu \frac{w}{MPL} \quad (4)$$

From (4) we have that the labor share under imperfect competition will be equal to:

$$s_{L,IC} = \frac{1}{\mu} \beta (Bk)^{-\gamma} = \frac{\beta}{\mu} (Bk)^{\frac{\sigma-1}{\sigma}} \quad (5)$$

⁴ $\mu = \frac{\varepsilon}{1+\varepsilon}$ The price-markup reflects the degree of competition in the market. The more competition, the lower the value of the markup.

Under a Cobb-Douglas framework with $\sigma=1$, the labor share will be equal to $\frac{\beta}{\mu}$. Within a perfect competition background there will be no markup on prices ($\mu = 1$), since demand will be fully elastic. Thus the labor share will be equal to β - its equilibrium level (just as forecasted by theory).

The presence of adjustment costs also impacts the labor share behavior (Arpaia et al, 2009). If the labor share is above its long-run level there will be downward pressure on the wage bill. High hiring and firing costs (like in Europe), or even higher labor taxes, prevent a quicker adjustment towards the equilibrium labor share level. This happens since firms will set wages bellow marginal productivity of labor, signaling an insurance premium. Thus, if real wages are not flexible downwards, the unemployment may surge due to misalignments between wages and productivity. Take C^5 as an insurance premium proportional to wage. In this analysis no capital adjustment costs were considered. Assuming also an imperfect product market, firms will set real wages equal to:

$$\frac{w}{P} = \frac{1}{(1+c)\mu} MPL \quad (6)$$

The first order conditions maximization will lead to the following labor share:

$$S_{L,IC,A} = \frac{wL}{PY} = \frac{MPL \times L}{(1+c)\mu Y} = \frac{1}{(1+c)\mu} \beta (Bk)^{-\gamma} = \frac{\beta}{(1+c)\mu} (Bk)^{\frac{\sigma-1}{\sigma}} \quad (7)$$

With no adjustment costs and a fully elastic demand (perfect competition), labor share will be equal to (3). The increase in adjustment costs will nonetheless lessening the labor share since rigidities are introduced in the labor market.

As discussed previously, in the medium-run, markets might not be competitive since changes in the relative bargaining power of workers are likely to affect the long-run relation. This effect is

⁵ $C \geq 0$, where 0 stands for no adjustment costs

obviously larger in European countries where unions play a pivotal role, leading to a higher workers bargaining power. In fact, Schneider (2011) shows that changes in the bargaining power will change the SK relation, impairing labor share. Let δ be the relative workers bargaining power. Assuming that firms and workers determine both wage and employment levels under an efficient bargaining framework⁶ then real wages will be equal to:

$$\frac{w}{P} = \delta \frac{Y}{L} + (1 - \delta) \frac{1}{(1 + c)\mu} MPL \quad (8)$$

If workers have all bargaining power ($\delta = 1$), then wages will be equal to Y/L , with no income addressed to the remuneration of capital. If workers have no relative bargaining power, the closer wage will be to (6). Replacing (8) in the labor share definition we reach:

$$s_{L,IC,A,B} = \left[\delta \frac{Y}{L} + (1 - \delta) \frac{1}{(1+c)\mu} MPL \right] \frac{L}{Y} = \delta + \left(\frac{1-\delta}{(1+c)\mu} \right) \beta (Bk)^{\frac{\sigma-1}{\sigma}} \quad (9)$$

The previous equation describes the labor share dynamics and accounts for imperfections both in the product and labor market (not only adjustment costs but also efficient wage bargaining).

Nevertheless, labor share dynamics are also flanked by other issues. In fact, Harisson (2005) and Guscina (2006), show that higher economic integration – measured in terms of trade flows - lowers the labor share in developed economies, while government spending and capital controls increase it. Bernanke (2007) has found a complementary effect between high-skilled workers and capital, but a substitution effect amongst low-skilled workers and capital. Karanassou and Sala (2010) have shown that the labor share is not neutral to employment suggesting that declining labor shares harms employment. This view is challenged by Bridgman (2014) that suggests that a labor's loss

⁶ Firms and unions negotiate over employment and wages. The equilibrium will be efficient since the isoprofit curve for the firm will be tangent to the indifference curve of the union.

is not necessarily a capital's gain. The declining labor share is also associated to the global rise of corporate savings as shown by Karabarbounis and Neiman (2012, 2014), and to the increase on ICT investment (Jaumotte and Tytell, 2007).

Given the above specifications the labor share will therefore depend on several variables according to the following functional form:

$$s_L = f(B, k, \mu, \delta, C) \quad (10)$$

The long-run labor share is determined according to the capital-output ratio as well as to capital augmenting technical progress. In the medium-run, market frictions in the product and labor market displace the labor share from its equilibrium. In the short-run the speed of adjustment towards its long-run level depends on the magnitude of labor adjustment costs.

3. Methodology and econometric concerns

The purpose of this research is to study the adjustment of the Labor Share and analyze the impact of changes on real wages and employment on its adjustment. In order to accomplish this, paper follows a three-step procedure.

Firstly the equilibrium labor share is computed given the predictions of the theoretical model derived above. Although equation (10) identifies the main drivers of the Labor Share, in the long-run Labor Share is expected to change only according to the variables in equation (3). In order to account for unitary roots and to distinguish the long-run components from other medium and short-run shocks, a Vector Error Correction model is employed:

$$\Delta X_t = \alpha EC_{t-1} + \sum_{i=1}^i \gamma_i \Delta X_{t-i} + v_t \quad (11)$$

Where EC is the error correction term, and X is a vector of the labor share and explanatory variables specified by equation (3). This will allow to deal not only with the unitary roots, but also to account for possible endogeneity concerns, such as reverse causality relations likely to occur. The OLS estimation would not be suitable when all variables are integrated of order one since it would not account for short run dynamics and deviations from a long-run equilibrium.

There are few studies that have used error-correction models to understand labor share dynamics. Schneider (2011) employs an error-correction framework to discuss the long and short-run dynamics of bargaining in the labor share. Karanassou and Sala (2010), have used an Autoregressive distributed lag model as an alternative to the VECM approach to understand whether labor share was neutral, or not, to employment. Azetsu (2013) also employed a VECM to study the adjustment of wages and employment in the Japanese labor market, using the model to estimate the optimal labor demand. Nonetheless, a common alternative to error-correction models on studying labor share determinants is the use of instrumental variables and panel data methods (Jaumotte and Tytell, 2007; Buch, et al. 2008; European Commission, 2007).

Prior to estimation, stationary tests were carried out (Augmented Dickey-Fuller tests are enclosed in appendix III) and the optimal number of lags was selected – since there was evidence of the same order of integration among variables (test was performed up to a maximum of 4 lags)⁷.

The presence of a cointegration relation was tested following Johansen multiple trace statistic method (1991) which is based in the Johansen's maximum likelihood estimator. Cointegration relations were not found in Canada, and therefore this country was dropped out from estimation.

⁷ The lag length was chosen arbitrarily. The optimal number of lags was chosen according to the results of the following information criteria: final prediction error (FPE), Akaike's (AIC), Schwarz's Bayesian (SBIC), and the Hannan and Quinn (HQIC).

In Belgium and Portugal the Johansen test was inconclusive⁸, still estimation was pursued since models provided a good fit. For the remaining countries one cointegration vector was found between the three variables.

A VECM for the labor share and its long-run determinants: capital output ratio and total factor productivity (as a proxy for capital technical progress) was estimated for a panel of 18 OECD countries between 1970 and 2014. Since the rank is always equal to one, no additional restrictions were imposed. All models were subjected to robustness tests which are described in appendix IV. Seven countries exhibit not normal error terms and, despite the presence of lags, Finland and Spain present autocorrelation in the second lag – additional lags were not incorporated in order to avoid losing more observations. Data exhibit some turbulences in the first years of the sample, which may reflect the impact of oil shocks and other factors. Thus, whenever necessary, the sample was restricted. In Austria, Italy, Sweden, Portugal and Norway estimation was performed from 1980 to 2014, while in Japan the estimation was carried out from 1975 to 2014.

Given the estimates, the labor share that balances the cointegration equation was derived. Since the expected value of the long-run error term is zero, one can derive the labor share as a function of the observed values of both capital output ratio and total factor productivity in each year:

$$s_{L_t}^* = -\beta_0 - \beta_1 \left(\frac{K}{Y}\right)_t - \beta_2 TFP_t \quad (11)$$

This *long-run labor share* represents the level that would be required to achieve the long-run relation given the levels of capital and productivity observed. However, in order to achieve equilibrium, labor share does not necessarily have to be equal to the estimated level, since equilibrium could also be reached with changes in capital and productivity. Still, as labor share is

⁸ The null hypothesis is always rejected suggesting that the number of cointegration relations is always larger than the one tested. This would indicate a stationary relation between variables. However, as the Dickey-Fuller tests performed show that variables are not stationary, results are inconclusive.

usually more volatile than its two long-run determinants, adjustments should be mainly made through changes in the labor share. The VECM adjustment parameters estimates will assess whether the adjustment towards the relation found is in fact made by this variable or through changes in the long-run determinants.

With this equilibrium benchmark, the gap was computed as the division between the observed labor share and the equilibrium one according to equation (12). A positive gap betokens a labor share above its equilibrium level, while a negative gap means the opposite.

$$gap_t = \frac{s_{Lt}}{s_{Lt}^*} - 1 \quad (12)$$

The second step of this research aims to understand which factors determine the adjustment speed predicted by the VECM estimated. Different countries will adjust at different speeds towards equilibrium. The theoretical model proposed suggests that the presence of adjustment costs, imperfect competition or efficient wage bargaining might deviate the labor share from its fundamental level. Therefore, a cross-sectional OLS equation is employed to capture the impact of these short and medium-run shocks in the adjustment speed towards the long-run.

$$\alpha_i = \beta_0 + \beta_i X_i + \varepsilon_i \quad (13)$$

Let α be the labor share adjustment parameter predicted by the VECM model and X the explanatory variable that will capture the dynamics associated to adjustment costs, imperfect competition or imperfect labor market. Since we are now dealing with cross-sectional data (given that for each country we only have one adjustment parameter), we will use the average value for each explanatory variable from 2000 to 2014 as described by appendix II. The model estimated was corrected for autocorrelation and heteroscedasticity.

Finally, after computing the equilibrium and examine its adjustment speed, the third step intends to analyze the impact of changes in real wage (price effect) and unemployment (quantity effect) on the adjustment process. We aim to understand which variable is responsible for the adjustment, in order to appreciate how different countries perform the predicted adjustment towards equilibrium. Significant coefficients of explanatory variables imply that changes on those variables explain the adjustment.

The change in gap across periods indicates whether a country's Labor Share is adjusting towards its equilibrium or not. If the change in the absolute value of the gap is positive, a country is diverging from its equilibrium, since the gap (in absolute terms) is increasing. In order to converge, a country must have a negative change in the absolute value of the gap.

Although the adjustment behavior may hinge on whether a country is adjusting or diverging from equilibrium, it may also be subject to the gap sign. The impact of real wages and unemployment changes on the adjustment may differ if the country is above equilibrium or below it. However, the sample is not large enough to estimate the four different cases.

Thus, we regressed the change in the gap with the change in real wage and the change in unemployment rate, both for the cases when a country is converging and diverging. All variables are now stationary, so OLS yields solid estimates. The models estimated were corrected for autocorrelation and heteroscedasticity and are displayed in appendix VI.

$$\left\{ \begin{array}{ll} \Delta gap_t = \beta_0 + \beta_1 \left(\Delta \frac{w}{p} \right)_t + \beta_2 (\Delta U)_t + v_t & \text{if } \Delta |gap_t| < 0 \quad (14) \\ \Delta gap_t = \beta_0 + \beta_1 \left(\Delta \frac{w}{p} \right)_t + \beta_2 (\Delta U)_t + v_t & \text{if } \Delta |gap_t| > 0 \quad (15) \end{array} \right.$$

4. A closer look on Labor Share data

Labor Share computation is a matter of discussion due to difficulties on estimating the income generated by self-employed or unpaid family workers. Although several contributions to solve this problem have already been made⁹, studies on labor share often ignores it. This paper uses the adjusted labor share from AMECO which is computed as the compensation per employee over the GDP at current market prices per unit of employment, accounting therefore for the income of the self-employed.

Regarding labor share dynamics, figure 1 describes the pattern of the labor share in the European Union (15 countries), the US, UK, Germany and Australia using data from 1970 until 2014. One can observe a steady decline in the labor shares for all countries. Extending the analysis to other countries will not affect significantly the conclusions. In fact, looking into to the constant annual growth rate of the labor share (figure 2), one can easily check that all countries exhibit a significant deterioration of the labor share over time, except Belgium. Countries like Portugal or Ireland have seen their labor share decreasing by 27,64% and 24,17%, respectively, since 1970.

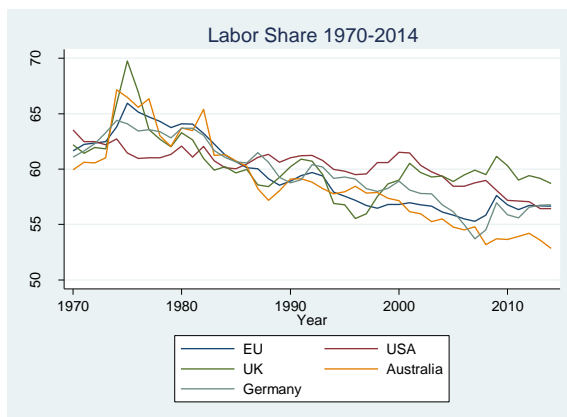


Figure 1: Labor Share Decline (1970-2014)

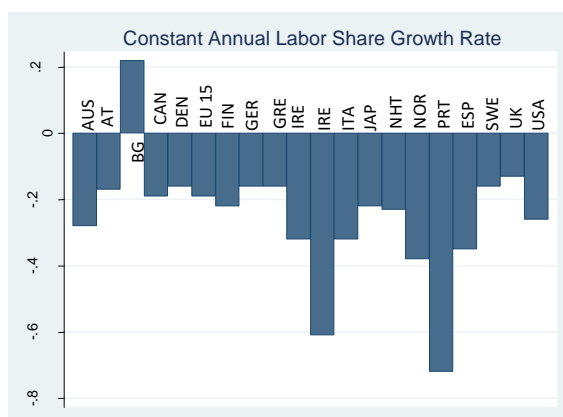


Figure 2: Labor Share Constant Annual Growth Rate (1970-2014)

⁹ The adjusted labor share attributes a proportion of proprietor's income to wage bill (Gollin, 2002 and Freeman, 2011). This avoid measurement errors especially in countries with a high-share of self-employed workers.

For the estimation, in order to capture the long-run relation, we will use the adjusted labor share and its long run determinants predict by equation (3). The capital-output ratio was computed as the capital stock over the GDP in market prices and total factor productivity was employed as a proxy for capital augmenting technical progress.

The second step of the estimation was performed using the adjustment parameter for the labor share given by the VECM and a set of variables according to equation (12). In order to capture product market frictions, we have computed a trade openness variable (the higher the openness, the higher should the competition level on an economy be, according to Chen et al, 2009) as the sum of exports and imports as a percentage of GDP, and also employed the product market regulation index from OECD. Finally we use the trade union density and employment strictness protection index to capture labor market frictions. Adjustment costs were captured by the unemployment rate and labor taxes (the sum of social security contributions with direct taxes as percentage of GDP).

For the last step of the estimation, we used real wages and the unemployment rate in order to decompose the adjustment process. Variables were collected for a panel of 19 OECD countries – although Canada was dropped out from estimation. Appendix II describes the sources and data computations with more detail.

5. The equilibrium Labor Share

Following the methodology proposed in section 3, a VECM was estimated for the labor share (s) and its two long-run determinants (the capital-output ratio – k - and the capital augmenting technical progress - captured by total factor productivity - TFP). VECM estimates are enclosed in appendix IV while output and gap plots are enclosed in appendix V. As expounded previously, the equilibrium relation may be achieved by changes in labor share, capital-output ratio and total factor productivity. The equilibrium labor share give us the labor share that would balance the long-run

relation assuming the observed values for the two long-run determinants. However, since these variables might also have adjustment dynamics, it is important to analyze the adjustment parameters (Table I).

Table 1: Adjustment Parameters and Cointegration Equation Coefficients from VECM Estimates

	Variable	Australia	Austria	Belgium	Denmark	Finland	France	Germany	Greece	Ireland
Adjustment Parameters	S	* -0,592	0,128	*-0,131	-0,029	-0,059	-0,006	*-0,141	*-0,335	*-0,331
	K	-0,017	*0,361	*0,236	*0,482	*0,315	0,021	0,036	-0,028	0,046
	TFP	-0,073	*-0,226	*-0,262	*-0,354	*-0,317	** -0,037	-0,062	-0,002	-0,056
Cointegration Equation	K	* 0,523	*-1,406	-0,368	*-0,246	-0,109	***1,116	*1,588	*0,493	***-0,174
	TFP	*0,684	*0,713	*0,401	*0,180	*0,401	*1,027	*0,981	0,134	0,462
	Constant	-10,012	0,961	-3,878	-3,495	-5,225	-15,177	-17,599	-7,539	-5,08

	Variable	Italy	Japan	Netherlands	Norway	Portugal	Spain	Sweden	UK	USA
Adjustment Parameters	S	***-0,265	*-0,296	*-0,228	*-0,421	*-0,227	-0,016	*-0,304	*-0,357	*-0,568
	K	0,096	0,004	-0,087	-0,037	*0,165	*0,045	0,133	*-0,21	0,325
	TFP	0,116	0,023	0,011	***-0,095	-0,057	*-0,059	-0,037	*-0,148	-0,248
Cointegration Equation	K	0,044	*0,499	*0,664	-0,237	*0,279	-0,345	*0,301	*1,350	*0,417
	TFP	*0,839	*0,254	*0,899	*0,260	** -0,256	*2,874	0,075	*0,671	*0,317
	Constant	-8,082	-8,115	-11,934	-3,768	-4,434	-15,345	-6,021	-14,687	-7,776

All variables are expressed in logarithms

Significance levels: * 1% **5% ***10%

For Austria, Denmark, Finland, France and Spain, the labor share is not predicted to adjust and therefore the equilibrium labor share computed might not be fully achieved through changes in labor share. In fact, for these countries the adjustment might be accomplished with capital and productivity fluctuations. This helps to explain the behavior of France's and Spain's equilibrium labor share, which exhibit unusually large gaps. This analysis is also pertinent since countries which exhibit fast adjustment should exhibit high unemployment when their labor share is below equilibrium, if wages are not flexible downwards.

Results suggest that, for the majority of countries, an increase in capital output ratio or in total factor productivity decreases the equilibrium labor share. An increase in productivity is expected

to increase labor share only for Portugal, while a positive response of the labor share given a shock in capital is predicted only for Austria, Denmark and Ireland.

Australia's, Japan's and Italy's labor shares are usually slightly above their predicted long-run level, Although in Australia, in the first years of the sample and during the late 80's, the labor share was below its benchmark level. In Japan, since 2008, the labor share has always been close to equilibrium both with positive and negative gaps.

The opposite situation is verified for Belgium, Ireland, Germany and the Netherlands. Historically, Belgium's and Germany's labor shares have always been close, but below, their equilibrium level. However, since 2000, labor shares have been converging towards equilibrium. On the other hand, since the financial 2008 crisis, Finland's and Ireland's labor shares have been above equilibrium. The Netherlands exhibit a cyclical behavior, although its labor share is usually below equilibrium. Still, since 2008, this gap became positive. Greece's, Norway's, Sweden's, the UK's and USA's labor shares evolve cyclically around their long-run level exhibiting several convergence and divergence processes, although their gap relative to equilibrium have always been small.

In the beginning of the 80's, Portugal's labor share has been significantly above equilibrium (about 10 percentage points). This result may be attributed to the return of Portuguese people from the ex-colonies as well as to substantial wage increases experienced after the 1974 revolution. These two factors are likely to have increased pressure on the wage bill leading to a higher labor share. However, the gap was corrected in the last years of the decade. From 1990 onwards the labor share has been close to equilibrium levels although slightly above it. The situation has changed recently. In fact, since 2010 the labor share is now below its equilibrium level suggesting that, given the capital-output ration and productivity levels observed, the wage bill (wages and employment) might be below the desirable level.

6. The adjustment speed towards equilibrium

The previous section describes the long-run equilibrium level for the labor share. Each country exhibit a specific performance on adjusting its labor share to the predicted long-run level. This volatility around equilibrium depends on the magnitude of the labor share adjustment coefficient estimated. The adjustment coefficients on each VECM equation allows one to understand at what speed each variable, and specifically the labor share, adjusts to the equilibrium relation found.

Equation (10) suggests that imperfections both in product and labor market, as well as adjustment costs, may put the Labor Share off its long-run level. Therefore, those factors are likely to affect the speed at which each country's labor share converges to its fundamental level.

Equation (12) is estimated given the specifications and variables discussed on previous sections. We have used an employment protection index as well as the trade union density variable to capture imperfections in the labor market. Product market imperfections were captured by both product market regulation index and trade openness, while adjustment costs were captured by both the unemployment rate and labor taxes (which include social security contributions).

There is evidence that employment protection and labor taxes are individually statistically significant on explaining the adjustment speed. Results however do not hold when additional variables are included in the regression. Trade union density, trade openness, product market regulation and unemployment rate, fail to explain different adjustment speed among countries. Countries such as France, Denmark, Austria or Spain present not only a highly protective labor market legislation but also an adjustment coefficient not statistically different from zero, meaning that the labor share does not adjust towards its equilibrium. On the other hand, countries like the United States, Australia or even the United Kingdom adjust significantly from one period to the

following, and at the same time exhibit a more flexible labor market when compared to other OECD countries.

Table 2: Individual regressions of the labor share adjustment parameter on a set of explanatory variables

Explanatory Variable	Employment Protection	Unemployment Rate	Labor Taxes	Union Power	Product Market Regulation	Trade
Coefficient	-0,2034543* (0,0580806)	-0,01136973 (-1,01)	-0,0262303* (-3,78)	-0,001598 (-0,75)	-0,1563607 (-0,85)	-0,1467186 (-1,21)
Constant	-0,7161961* (4,88)	0,3378853* (2,64)	0,7454153* (5,39)	0,2864539* (2,92)	0,4847889* (1,59)	0,344947* (3,20)
R ²	0,3013	0,0517	0,4367	0,0302	0,0430	0,0853
Prob > F	0,0029	0,3288	0,0016	0,4633	0,4061	0,2445
Observations	18	18	18	18	18	18

Significance levels: * 1% **5% ***10%
 Dependent Variable: VECM Labor Share Adjustment parameter
 Robust Standard Errors - t-statistics in brackets

Similar conclusions may be derived by looking to the relation between the adjustment speed of the labor share and labor taxes. In fact, the higher the labor taxes (direct taxes on payroll and social security contributions), the less a country fine-tunes towards equilibrium.

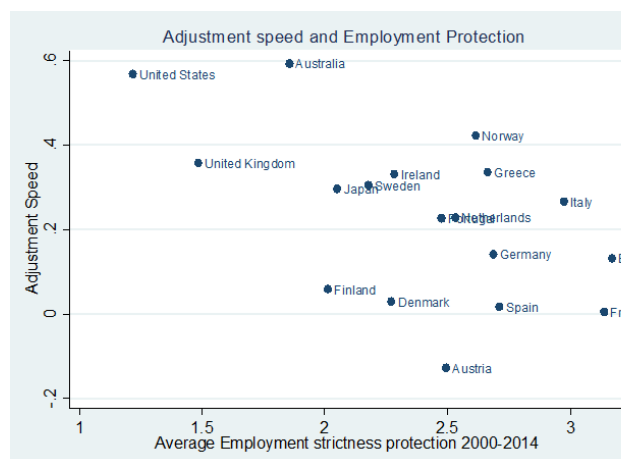


Figure 3: Adjustment Speed and Employment Protection

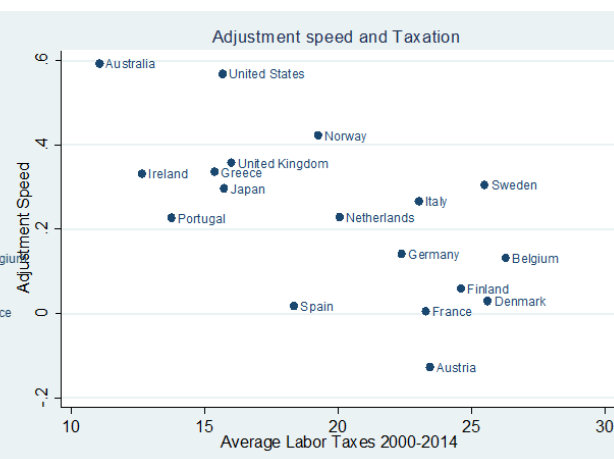


Figure 4: Adjustment Speed and Labor Taxes

Estimates show that one point increase in the employment protection strictness index will decrease the adjustment speed dramatically by 20 percentage points. By the same token, an increase of one

percentage point in labor taxes (as percentage of GDP) decreases the adjustment speed by almost 2.6 percentage points.

Results are in line with economic intuition and with model predictions, while having significant policy implications since higher regulation in the labor market is likely to prevent a quicker labor share adjustment towards its fundamental level.

7. The adjustment process: wages versus employment

This section aims to study which component of the labor share is responsible for the adjustment. As explained above, the labor share is equal to real wages times the inverse of labor productivity. This decomposition allow us to decompose the adjustment towards the long-run level estimated in terms of changes in real wages (capturing a price effect) and changes in unemployment (capturing a quantity effect). Changes in GDP are considered to be exogenous.

Equation (14) and (15) target to explain the speed at which a country converges or diverges, respectively, with changes in real wage and in unemployment. A positive change in real wage means that nominal wage has increased or price has decreased. By the same token, a positive change in unemployment rate means that employment has decreased – assuming a constant labor force. Besides these two adjustment variables, labor share is also changing with GDP changes. Results are enclosed in appendix VI. The behavior of countries is significantly different depending on whether a country is converging or diverging from its long-run equilibrium. The following figures represent the impact of real wages or unemployment changes in the adjustment process, both when a county is diverging and converging.

A positive change in real wages is expected to increase the speed at which a country converges or diverges. Still, for Austria, Germany and Japan, changes in real wages are not expected to influence

the adjustment process at all – suggesting that the adjustment is made through employment changes or through exogenous shocks (changes in GDP). Similarly, when the USA and France are diverging from equilibrium, real wages are not expected to influence the adjustment, since its coefficient is not statistically different from zero. Although several countries should exhibit a nominal wage downwards rigidity, increases of the nominal wage below inflation will decrease the real wages. This mechanism may help to explain why most countries adjustment is significantly explained with changes in real wages.

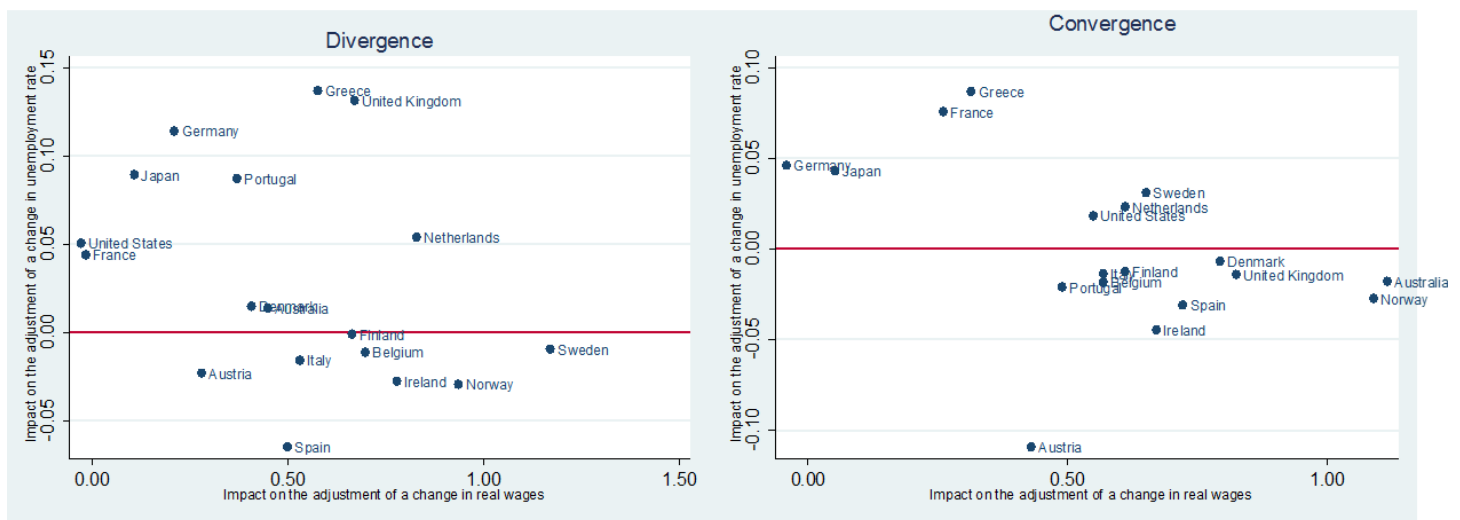


Figure 5: Impact of real wages and unemployment rate changes in a diverging and converging adjustment path.

The impact of the unemployment rate in the adjustment depends on countries. When Australia, Austria, Belgium, Finland, France, Ireland, Italy and Sweden are diverging, changes in employment are not expected to affect the adjustment. This advocates that the labor share adjustment in these countries is made through real wage changes or even external shocks. For Austria, Belgium, Ireland and Norway an increase in the unemployment rate change is expected to decrease the speed at which countries converge. Conversely, for France, Germany, the Netherlands and the USA, an increase in the unemployment rate change is expected to increase convergence towards equilibrium.

Results suggest that most countries adjustment process is made through changes in real wages instead of changes in employment. This result implies that some unemployment may be avoided when the labor share is below equilibrium since real wages adjust. Furthermore, when labor share is above equilibrium, employment increases will be partially crowded out by wage changes.

8. What have we learned about the Labor Share Adjustment?

This paper analyzes the Labor Share adjustment process. A cointegration relation between the labor share, capital-output ratio and total factor productivity was found. From this result the labor share that would balance this relation, given the values observed for the remaining variables, was computed. The estimation indicates that, for the vast majority of countries, labor share declines with increasing capital-output ratio and total factor productivity – which helps to explain the global declining labor share trend (since both capital-output ratio and total factor productivity tend to increase over time).

Most countries adjust towards the long-run relation through changes in the labor share. This is not the case for Austria, Denmark, Finland, France and Spain, which adjust with changes in the two long-run determinants (capital-output ratio and total factor productivity).

Different countries' labor shares are predicted to adjust at different speeds towards the long-run relation. This adjustment speed increases with less labor taxes (personal income tax and social security contributions) and with less employment protection strictness. The USA, the UK and Australia are countries that adjust quickly towards equilibrium and exhibit lower labor taxes as well as a low employment protection legislation index. A fast adjustment implies however higher unemployment or wage reduction policies when the labor share is below its equilibrium level.

Finally, we study the adjustment of the labor share in terms of changes in real wages and changes in unemployment in order to capture a price/quantity effect and to understand which variable is responsible for the adjustment analyzed in the previous sections. A positive change in real wages is expected to increase the speed at which a country converges or diverges. Additionally when Austria, Germany and Japan are converging, the adjustment process is not made through real wages. The same situation is verified for those countries as well as for the USA and France, when diverging. On these countries, the adjustment is solely made through changes in employment suggesting that wage rigidities will harm employment during adjustment.

On the other hand, for several countries, the adjustment is not explained in terms of employment changes. Changes in employment may have different effects on the speed of adjustment depending on countries. Results suggest that most countries adjust with real wage changes instead of through employment changes. This implies that, when the labor share is above equilibrium, wage moderation policies – nominal wage increases below inflation - may be driving the adjustment of the labor share, protecting employment.

It would be interesting to further analyze the existence of a benchmark labor share using sectorial data in order to understand whether our results are different depending on workers skill level (since a complementary relation between high skilled workers and capital is observed, while low skilled workers tend to be seen as substitutes to capital). Additionally, extending the sample or using quarterly data, would allow one to study the adjustment in terms of employment and real wage changes, not only for converging and diverging situations but also for positive and negative gaps scenarios, overcoming the current data restrictions. Finally, results suggest that, for some countries, the labor share behavior has changed since the 2008 financial crisis. It would be useful to further study the crisis impact on the adjustment process.

9. Bibliography

Acemoglu, Daron. 2000. "Labor and Capital Augmenting Technical Change." NBER Working Paper 7544.

Arpaia, Alfonso, P Esther, Karl Pichelmann. 2009. "Understanding Labor Income Share dynamics in Europe." *European Commission – Economic Papers*, 379.

Azetsu, Kenji, Junya Masuda. 2013. "The wage and employment adjustment process in the Japanese Labor Market: A VECM approach." Chukyo University of Economics Discussion Paper Series 1208.

Bassanini, Andrea, Romain Duval. 2006. "Employment Patterns in OECD Countries." OECD Employment and Migration Working Papers 35.

Bental, Benjamin, Dominique Demougin. 2006. "Institutions, Bargaining Power and Labor Shares." SFB 649 Discussion paper 2006-009.

Bentolila, Samuel, Gilles Saint-Paul. 2003. "Explaining Movements in the Labor Share." *The BE Journal of Macroeconomics*, Volume 3 Issue 1 October 2003.

Bernanke, Ben. 2007. 'The level and distribution of economic well-being.' Greater Omaha Chamber of Commerce, Omaha, Nebraska on 6 February

Blanchard, Olivier J., William D. Nordhaus, and Edmund S. Phelps. 1997. "The Medium Run." *Brookings Papers on Economic Activity* 1997.2.

Blanchard, Olivier. 1998. "Revisiting European Unemployment: unemployment, capital accumulation and factor prices." NBER Working Paper Series 6566.

Bridgman, Benjamin. 2014. "Is Labor's Loss Capital's Gain ? Gross versus Net Labor Shares." Bureau of Economic Analysis WP 2014-204

Buch, Claudia M, Paola Monti, Farid Toubal. 2008. "Trade's Impact on the Labor Share: Evidence from German and Italian Regions." IAW-Diskussionspapiere 46.

Chen, Natalie, Jean Imbs, Andrew Scott. 2009. "The dynamics of trade and competition." *Journal of International Economics* 77.1: 50-62.

- Dickey, David A., Wayne A. Fuller.** 1981. "Likelihood ratio statistics for autoregressive time series with a unit root." *Econometrica: Journal of the Econometric Society*: 1057-1072.
- Diwan, Ishac.** 1999. "Labor Shares and Financial Crises." *World Bank, Washington, DC. Mimeo.*
- Elsby, Michael W L, Bart Hobijn.** 2013. "The Decline of the U.S. Labor Share." Federal Reserve Bank of San Francisco Working Paper 2013-27.
- Enders, Walter.** 2004. *Applied Econometric Time Series.* Wiley.
- European Commission.** 2007. "The Labour Income Share in the EU." In *Employment in Europe*, Ch. 5.
- Freeman, Rebecca A.** 2011. "Accounting for the Self-Employed in Labour Share Estimates." OECD Science, Technology and Industry Working Papers 2011/04.
- Gollin, Douglas.** 2002. "Getting Income Shares Right." *Journal of Political Economy* 110-2 p458-474.
- Gunes, Sahabettin.** 2007. "Functional Income Distribution in Turkey: A Cointegration and VECM Analysis." *Journal of Economic and Social Research*, 9(2), 23-36.
- Guscina, Anastasia.** 2006. "Effects of globalization on labor's share in national income." International Monetary Fund, Working Paper 06/294.
- Harrison, Ann.** 2005. "Has globalization eroded labor's share? Some cross-country evidence." MPRA paper 39649
- Jaumotte, Florence, Irina Tytell.** 2007. "How Has The Globalization of Labor Affected the Labor Income Share in Advanced Countries?" IMF Working Papers/07/298.
- Johansen, Søren.** 1991. "Estimation and hypothesis testing of cointegration vectors in Gaussian vector autoregressive models." *Econometrica: Journal of the Econometric Society*: 1551-1580.
- Josheski, Dushko, Darko Lazarov, Cane Koteski.** 2011. "Cobb-Douglas production function revisited, VAR and VECM analysis and a note on Fischer/Cobb-Douglas paradox." MPRA paper 33576.
- Kaldor, Nicholas.** 1961. *Capital accumulation and economic growth.* Macmillan.
- Karabarbounis, Loukas, Brent Neiman.** 2012. "Declining Labor Shares and the Global Rise of Corporate Savings." NBER Working Paper 18154.

- Karabarbounis, Loukas, Brent Neiman.** 2014. “The Global Decline of the Labor Share.” *Quarterly Journal of Economics*, 61-103.
- Karanassou, Marika, Hector Sala.** 2010. “The Wage-Productivity Gap Revisited.” Universitat Autònoma de Barcelona Departament D’Economia Aplicada – Document de Treball 10.06.
- Kessing, Sebastian.** 2002. “A note on the determinants of labour share Movements.” WZB Discussion Paper, No. FS IV 02-30.
- Krämer, Hagen.** 2010. “The alleged stability of the labour share of income in macroeconomic theories of income distribution.” Macroeconomic Policy Institute Working Paper 11/2010.
- Krolzig, Hans-martin, Massimiliano Marcellino, Grayham E. Mizon.** 2000. “Markov–Switching VECM of the UK Labour Market.” In *Advances in Markov-Switching Models* pp 91-112.
- Magnani, Marco.** 2009. “Labor Share Dynamics: A Survey of the Theory.” Parma University Economics Department Working Papers 2009-EP07.
- Ordóñez, Javier, Hector Sala, José Silva.** 2010. “Oil Price Shocks and Labor Market Fluctuations.” *The Energy Journal*, 32 (5096): 1–32.
- Prasad, Eswar, Michael Keane.** 1991. “The Employment and Wage Effects of Oil Price Shocks: A Sectoral Analysis.” Federal Reserve Bank of Minneapolis Discussion Paper 51.
- Rodriguez, Francisco, Arjun Jayadev.** 2010. “The declining Labor Share of Income.” United Nations Development Programme – Research Paper 2010/36.
- Schneider, Dorothee.** 2011. “Bargaining, Openness, and the Labor Share.” SFB 649 Economic Risk Discussion Paper 2011-068.
- Schneider, Dorothee.** 2011. “Monitoring, Information Technology and the Labor Share.” SFB 649 Economic Risk Discussion Paper 2011-066.
- Schneider, Dorothee.** 2011. “The Labor Share : A Review of Theory and Evidence.” SFB 649 Economic Risk Discussion Paper 2011-069.
- Stockhammer, Engelbert.** 2013. “Why Have Wage Shares Fallen?” International Labour Office: Conditions for work and employment series 35.