



PUBLISHED FOR SISSA BY SPRINGER

RECEIVED: October 25, 2017

REVISED: December 12, 2017

ACCEPTED: December 27, 2017

PUBLISHED: January 11, 2018

Pseudorapidity distributions of charged hadrons in proton-lead collisions at $\sqrt{s_{\text{NN}}} = 5.02$ and 8.16 TeV



The CMS collaboration

E-mail: cms-publication-committee-chair@cern.ch

ABSTRACT: The pseudorapidity distributions of charged hadrons in proton-lead collisions at nucleon-nucleon center-of-mass energies $\sqrt{s_{\text{NN}}} = 5.02$ and 8.16 TeV are presented. The measurements are based on data samples collected by the CMS experiment at the LHC. The number of primary charged hadrons produced in non-single-diffractive proton-lead collisions is determined in the pseudorapidity range $|\eta_{\text{lab}}| < 2.4$. The charged-hadron multiplicity distributions are compared to the predictions from theoretical calculations and Monte Carlo event generators. In the center-of-mass pseudorapidity range $|\eta_{\text{cm}}| < 0.5$, the average charged-hadron multiplicity densities $\langle dN_{\text{ch}}/d\eta_{\text{cm}} \rangle_{|\eta_{\text{cm}}| < 0.5}$ are 17.31 ± 0.01 (stat) ± 0.59 (syst) and 20.10 ± 0.01 (stat) ± 0.85 (syst) at $\sqrt{s_{\text{NN}}} = 5.02$ and 8.16 TeV, respectively. The particle densities per participant nucleon are compared to similar measurements in proton-proton, proton-nucleus, and nucleus-nucleus collisions.

KEYWORDS: Hadron-Hadron scattering (experiments), Heavy-ion collision

ARXIV EPRINT: [1710.09355](https://arxiv.org/abs/1710.09355)

Contents

1	Introduction	1
2	The CMS detector	2
3	Event selection	2
4	Data analysis	3
4.1	Systematic uncertainties	5
5	Results	6
6	Summary	9
	The CMS collaboration	15

1 Introduction

Studies of charged-hadron yields have long been a key tool for exploring perturbative and nonperturbative quantum chromodynamics (QCD) phenomena in high-energy particle and nuclear collisions [1]. Measurements in proton-lead (pPb) collisions can shed light on initial-state nuclear effects in these interactions [2]. An example is the nuclear modification of parton distribution functions (PDFs) that can be observed in measurements of hadron [3–7] and jet [8–10] production. Such measurements also provide reference data for understanding the hot, dense medium produced in nucleus-nucleus (AA) collisions. At the CERN LHC energies, measurements of proton-nucleus (pA) collisions allow studies of the nuclear gluon distributions and parton shadowing effects at very small values (10^{-4} – 10^{-6}) of the Bjorken x variable [2, 11]. This provides a crucial test of current theoretical approaches for high-energy QCD [11–13], and yields important constraints on phenomenological models and event generators [14–17].

The number of primary charged hadrons, N_{ch} , is commonly characterized by its pseudorapidity density, $dN_{\text{ch}}/d\eta$. The pseudorapidity, η , is defined as $-\ln[\tan \theta/2]$, where θ is the polar angle of the particle with respect to the beam axis. The center-of-mass energy dependence of $dN_{\text{ch}}/d\eta$ constrains the theoretical modeling of particle production arising from hard and soft QCD processes in high-energy hadronic interactions. In the presence of the quark-gluon plasma (QGP), the hot medium produced in AA collisions, modifications of hadron production have been observed. Studying the energy dependence of the pseudorapidity density in different colliding systems (proton-proton (pp), pA, AA), for both total inelastic and non-single-diffractive (NSD) [18–20] collision processes, improves our understanding of these modifications in the AA case by identifying nuclear effects present in the initial state. Monte Carlo (MC) event generators, which reproduce the main characteristics

of experimental results from hadronic collisions at lower energies, can provide predictions for the energy dependence of hadron production using different implementations of QCD effects [21].

In this paper, measurements of $dN_{\text{ch}}/d\eta_{\text{lab}}$ (where the pseudorapidity is measured in the laboratory frame) in the range $|\eta_{\text{lab}}| < 2.4$ are reported for NSD events in pPb collisions delivered by the LHC in 2016 at $\sqrt{s_{\text{NN}}} = 5.02$ and 8.16 TeV. Following earlier analyses in pp collisions at $\sqrt{s} = 0.9\text{--}13$ TeV [22–25] and in lead-lead collisions at $\sqrt{s_{\text{NN}}} = 2.76$ TeV [26], N_{ch} is restricted to “primary” charged hadrons, defined to include prompt hadrons as well as decay products of all particles with proper decay length $c\tau < 1$ cm, where τ is the proper lifetime of the particle and c is the velocity of light in vacuum. Contributions from prompt leptons and decay products of longer-lived particles and secondary interactions are excluded. For $\sqrt{s_{\text{NN}}} = 5.02$ (8.16) TeV, the beam energies per nucleon were 4 (6.5) TeV and 1.58 (2.56) TeV for the proton and lead nucleus, respectively. Because the beam energies were asymmetric and the proton was going in the positive η_{lab} direction, massless particles emitted at midrapidity in the nucleon-nucleon center-of-mass, $\eta_{\text{cm}} = 0$, will be detected at $\eta_{\text{lab}} = 0.465$. Results are compared to predictions from the KLN model [11], as well as the EPOS LHC (v3400) [17, 27], HIJING [14] (versions 1.3 [15] and 2.1 [12]), and DPMJET-III [16] MC event generators. The $\sqrt{s_{\text{NN}}}$ dependence of $dN_{\text{ch}}/d\eta_{\text{cm}}$ in the region $\eta_{\text{cm}} \approx 0$ is also presented.

2 The CMS detector

The central feature of the CMS apparatus is a superconducting solenoid of 6 m internal diameter. Within the solenoid volume are a silicon pixel and strip tracker, a lead tungstate crystal electromagnetic calorimeter, and a brass and scintillator hadron calorimeter, each composed of a barrel and two endcap sections. The silicon tracker measures charged particles within the range $|\eta_{\text{lab}}| < 2.5$. It consists of 1440 silicon pixel detector modules. The barrel region of the pixel detector consists of three layers, which are very close to the beam line. They are located at average radii of 4.3, 7.2, and 11.0 cm, and provide excellent position resolution with their $150 \times 100 \mu\text{m}$ pixels. The forward hadron (HF) calorimeter uses steel as an absorber and quartz fibers as the sensitive material. It consists of two halves, each located 11.2 m from the interaction region, and together they provide coverage in the range $3.0 < |\eta_{\text{lab}}| < 5.2$. The beam pickup for timing (BPTX) devices were used to trigger the detector readout. They are located around the beam pipe at a distance of 175 m on either side of the interaction point (IP) and are designed to provide precise information on the LHC bunch structure and the timing of the incoming beams. Muons are detected in gas-ionization chambers embedded in the steel flux-return yoke outside the solenoid. A more detailed description of the CMS detector, together with a definition of the coordinate system used and the relevant kinematic variables, can be found in ref. [28].

3 Event selection

The data used in this analysis were taken with the beam configuration in which the proton beam traveled in the negative pseudorapidity direction, and selected to contain collision

events recorded during low-intensity beam configurations, with 0.3–0.6% proton-lead interaction probability per bunch crossing. The collision events are selected online by requiring a coincidence of signals from both BPTX devices, indicating the presence of both proton and lead ion bunches crossing the IP, and at least one energy deposit above the readout threshold of 3 GeV on either side of the HF. The offline selection of NSD events is accomplished by requiring that at least one energy deposit greater than 3 GeV is found on each of the two sides of the HF and at least one reconstructed interaction vertex is found. A study of noncolliding bunches shows that these requirements are also sufficient to reject all backgrounds not originating from pPb collisions. The probability to select events in the presence of a single (noncolliding) beam is found to be around 2×10^{-5} per bunch crossing, to be compared to the average number of collisions per bunch crossing of 4.5×10^{-3} . Consequently, the contribution of background events from beam, beam halo, and cosmic ray sources to the observed yields is negligible. The total number of pPb collision events passing the selection criteria is approximately 420 thousand and 3 million at $\sqrt{s_{\text{NN}}} = 5.02$ and 8.16 TeV, respectively.

The corrections from the detector-level offline event selection to the hadron-level event definition are derived from MC simulations with the EPOS generator. The MC simulations are produced with the same vertex distribution along the interaction region as observed in data. The detector response is simulated with GEANT4 [29] and processed through the same event reconstruction chain as the collision data.

4 Data analysis

In the presence of a magnetic field, charged particles follow curved trajectories, perturbed mostly by multiple Coulomb scattering. The reconstructed pixel clusters (or “hits”) alone are sufficient to reconstruct vertices and tracks with high precision and purity. The analysis technique is based on tracklets, pairs of hits from two different layers, and relies on the fact that for a primary charged hadron, the differences in pseudorapidity ($\Delta\eta$) and azimuthal angle ($\Delta\phi$) between the two hits are small. This method is sensitive to charged hadrons with transverse momenta p_{T} as low as 40 MeV/c.

The primary vertex reconstruction is based on pixel hits in the first two layers of the detector, as in ref. [26]. In the first step, a hit from the first layer is selected and a matching hit from the second layer is sought. If the $|\Delta\phi|$ of the hits is smaller than 0.05 (optimized to maximize the vertex reconstruction efficiency), the z positions of the hits (with the z axis defined to be parallel to the beam axis) are extrapolated linearly and projected onto the beam axis. This procedure is repeated for every hit in the first layer, and the projected z positions are saved as vertex candidates. The primary vertex is determined in a second step. If the magnitude of the difference between the z positions of any two vertex candidates is smaller than 0.12 cm, they are combined into a vertex cluster. The vertex cluster with the highest number of associated vertex candidates is selected as the primary vertex, and the final vertex z position, z_v , is given by the average z position of the associated vertex candidates. The typical resolution of z_v is 0.02–0.04 cm, depending on the number of pixel hits. The vertex reconstruction efficiency is found to be high even

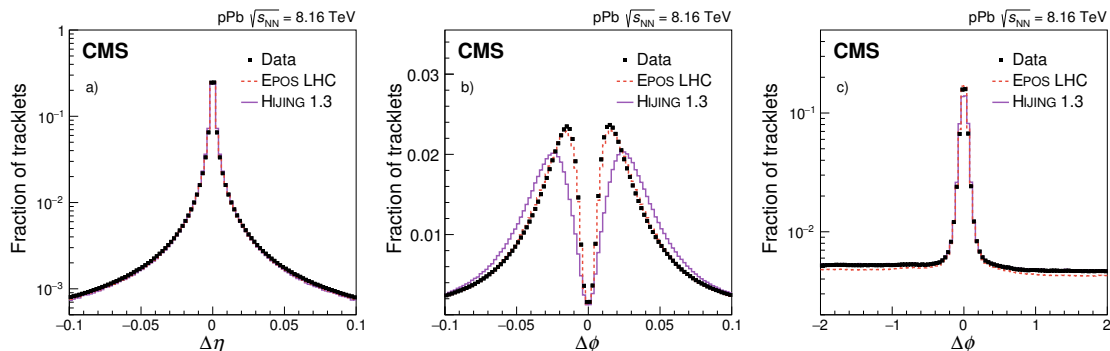


Figure 1. The $\Delta\eta$ (a) and $\Delta\phi$ (b, c) distributions of hit pairs for tracklets in pPb collisions at 8.16 TeV (squares) and from MC simulations with the EPOS and HIJING 1.3 generators (solid lines). The statistical uncertainties are smaller than the marker sizes for all distributions shown.

for low-multiplicity events with few pixel hits, with around 90 (100)% efficiency for events with 4 (10) hits in the first layer.

The tracklet reconstruction follows a separate algorithm from the vertex reconstruction. There is no requirement on the $\Delta\phi$ of the hits. Instead, a hit on a given layer is paired with the hit on another layer which is closest in η (where η is measured with respect to the primary vertex) and these two hits form a tracklet. No hit can be used more than once. No selection is applied on the hit quality or charge, such that the analysis is rather insensitive to the accuracy of the simulation of pixel cluster charge. Three different types of tracklets can be reconstructed, corresponding to different combinations of the three pixel detector layers: 1+2, 1+3, and 2+3. The reconstruction efficiency, acceptance, fraction of background hits, and sensitivity to particle p_T is different for each type of tracklet. This serves as a consistency check for the analysis, and reduces systematic biases in the measurement.

Figures 1(a) and (b) show the $\Delta\eta$ and $\Delta\phi$ distributions of reconstructed hit pairs for tracklets in data and simulation. To suppress the combinatorial background, while still including most particles in the analysis, only tracklets with $|\Delta\eta| < 0.1$ are considered “signal”. In this kinematic region, there is good agreement between data and simulations with the EPOS generator, indicating that the p_T distributions of both hard and soft particles in data are described well by this MC generator. The HIJING generator, used in this analysis for systematic studies, gives a poorer description of the distributions, especially for $\Delta\phi$. Tracklets corresponding to charged hadrons that originate from the primary vertex have small but nonzero $\Delta\phi$ due to the magnetic field in the detector, while background tracklets from uncorrelated pixel hits form a roughly flat $\Delta\phi$ spectrum over the entire $\Delta\phi$ range, as shown in figure 1(c), where the abscissa is extended to $|\Delta\phi| < 2$. Hence, a sideband region defined by $1 < |\Delta\phi| < 2$ is used to estimate the background fraction, which is then subtracted from the signal region ($|\Delta\phi| < 1$) to obtain the uncorrected $dN_{\text{ch}}/d\eta_{\text{lab}}$ [26]. The background estimation and subtraction is performed as a function of η_{lab} , z_v , and tracklet multiplicity. Typical values of the estimated background fraction in the signal region in data increase with $|\eta_{\text{lab}}|$ from 10–25%. The η_{lab} range is restricted to $|\eta_{\text{lab}}| < 2.4$ to avoid a large acceptance correction.

The final results need to be corrected for contributions from decaying particles with $c\tau > 1$ cm, particles created in secondary interactions, and prompt leptons. The contribution of these particles to $dN_{\text{ch}}/d\eta_{\text{lab}}$ is removed using a correction factor found using MC simulations. In addition, corrections are needed to account for the selection, efficiency, and acceptance of reconstructed tracklets, as well as trigger and vertexing efficiencies. The acceptance factor includes the extrapolation down to $p_{\text{T}} = 0$ GeV/ c . Correction factors (with a typical total of $<15\%$) are derived using the EPOS event generator as a reference and are calculated as a function of η_{lab} , z_v , and tracklet multiplicity, as was done in ref. [26].

To account for the differences between data and MC in the pixel detector geometry and its alignment conditions, an additional correction is applied as a function of η_{lab} and z_v . This correction is obtained by taking the ratio between data and simulation of the geometrical distribution of tracklets in (η_{lab}, z_v) intervals. The size of this correction ranges from 0 to 5%, where the largest correction factors are associated with the presence of inactive tracker modules.

4.1 Systematic uncertainties

The systematic uncertainties in the final results arise from several sources: detector misalignment, pixel hit reconstruction inefficiency, pixel cluster splitting, background modeling, selection of signal and sideband regions, parametrization of the correction factors, and the NSD event selection. For each source of uncertainty, that part of the analysis procedure is varied independently and the change is propagated to the final results. The individual contributions are then summed in quadrature to give the total systematic uncertainty.

To estimate the uncertainty from detector misalignment, each pixel hit is offset by a small distance corresponding to the uncertainty in the alignment of the pixel detectors. The effects of pixel hit reconstruction inefficiency are studied by randomly excluding 0.5% of the pixel hits from the analysis. The 0.5% inefficiency value is determined by studying tracklets reconstructed from pixel hits in layers 1 and 3, and taking the double ratio in data and simulation of the fraction of tracklets that have no corresponding hit in layer 2. Pixel cluster splitting refers to the situation where the charge deposit in the pixel detector from a single charged particle is reconstructed as two separate pixel clusters. Its effect on the measurement is estimated by randomly splitting pixel clusters with a probability of 1.2%, as determined by previous studies [22]. The contributions from the above three sources are all below 1%.

The remaining uncertainties are associated with the MC correction factors. Additional pixel hits, randomly sampled from the hit distributions in data, are added such that the $\Delta\phi$ sidebands match between data and MC. The percentage of additional pixel hits needed is less than 5%. The variations observed compared to the nominal results are around 1.5–2.5%. The signal and sideband regions are also varied to $|\Delta\phi| < 1.5$ and $1.5 < |\Delta\phi| < 3.0$, respectively. A variation of 0.6–1.5% is found as compared to the nominal setting, which is propagated as a systematic uncertainty. Different multiplicity variables are used to parametrize the correction factors, in addition to the background-subtracted tracklets variable used for the nominal results: number of tracklets (before background subtraction), number of pixel hits in the first pixel layer used (layer 1 for tracklet type 1+2 and 1+3, and

Source		Uncertainty [%]	
		5.02 TeV	8.16 TeV
Data and simulation	Detector misalignment	0.2 – 1.0	0.2 – 1.0
	Pixel hit reconstruction inefficiency	1.0	1.0
	Pixel cluster splitting	0.3 – 0.8	0.3 – 0.6
MC corrections	Background modeling	1.3 – 3.2	1.5 – 2.5
	Signal and sideband region selection	0.5 – 1.5	0.6 – 1.5
	Choice of parametrization variable	1.6 – 2.5	1.5 – 3.5
	NSD selection	1.2	1.2
Total uncertainty		3.0 – 4.3	3.7 – 4.6

Table 1. Summary of the systematic uncertainties from various sources, for pPb collisions at 5.02 and 8.16 TeV. The range of values indicates the minimum and maximum uncertainties across the η_{lab} range.

layer 2 for tracklet type 2+3). The maximum deviation in each η_{lab} interval, 1.5–2.5%, is quoted as an uncertainty. An uncertainty is assigned for the selection of NSD events. The fraction of the single-diffractive events removed by the event selection, as determined from the EPOS generator, is 16% when the tracklet multiplicity in the event is less than 10, and falls quickly to 0% with increasing tracklet multiplicity. This fraction is varied from 0% to twice the nominal value, and the maximum deviation from the final results, 1.2%, is quoted as the uncertainty. A summary of the systematic uncertainties for the measurements at 5.02 and 8.16 TeV is shown in table 1.

5 Results

Pseudorapidity density distributions of charged hadrons in the region $|\eta_{\text{lab}}| < 2.4$ for NSD pPb collisions are shown in figure 2. The distributions shown are the average of the measured distributions from the three types of tracklets (1+2, 1+3, and 2+3), which are consistent with each other within 3%. A clear difference in the particle densities between the lead ion ($\eta_{\text{lab}} < 0$) and the proton ($\eta_{\text{lab}} > 0$) beam directions is observed. The measured $dN_{\text{ch}}/d\eta_{\text{lab}}$ distribution at 5.02 TeV agrees with the measurement by the ALICE Collaboration [30]. The multiplicities at 8.16 TeV are significantly higher than those at 5.02 TeV.

Figure 3 shows a comparison between the measurement at 8.16 TeV and theoretical calculations from the HIJING (versions 1.3 and 2.1), EPOS LHC (v3400), and DPMJET-III MC generators, and the KLN model. The HIJING and EPOS generators were tuned to data from RHIC and the LHC, respectively. Calculations from HIJING 2.1, a two-component model that combines perturbative QCD descriptions of hard parton scatterings with a string excitation model for soft interactions, agree with the experimental data in the region $-0.5 < \eta_{\text{lab}} < 1.5$ when the nuclear modification of the initial parton distributions (shadowing) is included in the calculation. The HIJING 1.3 calculation overpredicts the particle density because it has an older implementation of the gluon shadowing effects. The

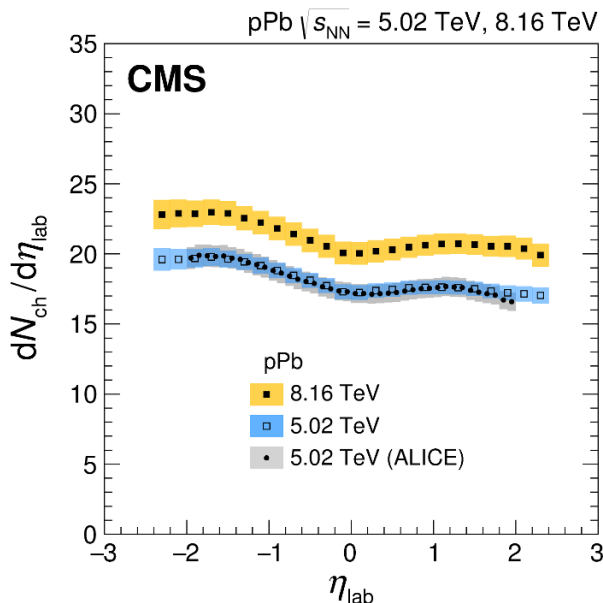


Figure 2. Distributions of the pseudorapidity density of charged hadrons in the region $|\eta_{lab}| < 2.4$ in NSD pPb collisions at $\sqrt{s_{NN}} = 5.02$ (open squares) and 8.16 TeV (full squares). The measurement at 5.02 TeV by the ALICE Collaboration [30] is shown as filled circles. The shaded boxes indicate the systematic uncertainties which, in the case of the CMS data, are correlated between the two beam energies. The proton beam goes in the positive η_{lab} direction.

importance of shadowing can be assessed using the comparison of HIJING 2.1 simulations generated with and without this physics process included. The results are significantly higher than the data when shadowing is disabled. The KLN parton saturation model combines Glauber modeling of the collision geometry with a simple model for the unintegrated parton distributions that accounts for the existence of a saturation momentum scale [31, 32]. It describes the particle density accurately for $|\eta_{lab}| < 1$ but overall shows a steeper increase of density versus η_{lab} than observed in the data, similar to what was observed in the comparisons to the PHOBOS deuteron-gold (dAu) data at 200 GeV [33] and ALICE data at 5.02 TeV [30]. The DPMJET-III generator, commonly used in the description of cosmic ray, nucleon-nucleon, and nucleon-nucleus interactions, is based on the dual parton model [34], which generates soft hadronic interactions by considering the expansion of nonperturbative QCD in the limit where the number of color and flavor states are large [35]. This generator is found to predict both a steeper increase versus η_{lab} and a higher particle density over the measured η_{lab} interval. The EPOS generator, which is based on the Gribov-Regge theory and includes the effect of collective hadronization in hadron-hadron scattering, was found to describe pp data up to 13 TeV [25], but underpredicts the observed $dN_{ch}/d\eta_{lab}$ by a roughly constant factor over the entire measured range for pPb at 8.16 TeV.

One of the main goals of the heavy ion studies is to understand hadron production in the extremely dense medium formed in AA collisions. One way to approach this goal is to consider a direct comparison between the charged-hadron multiplicity density in minimum

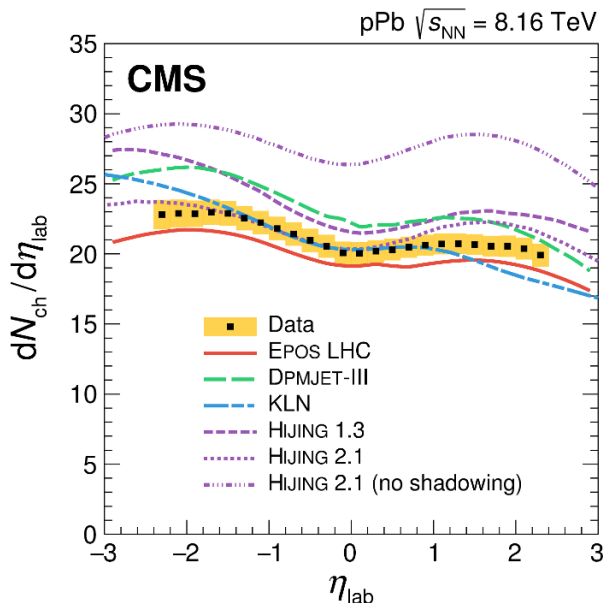


Figure 3. Distributions of the pseudorapidity density of charged hadrons in the region $|\eta_{\text{lab}}| < 2.4$ for NSD pPb collisions at 8.16 TeV (squares) compared to predictions from the MC event generators EPOS LHC [17, 27] (v3400), HIJING [14] (versions 1.3 [15] and 2.1 [12]), and DPMJET-III [16], as well as from the KLN model [11]. The shaded boxes around the data points indicate their systematic uncertainties. The proton beam goes in the positive η_{lab} direction.

bias pp and pA collisions, reference systems for particle production in the absence of a QGP, and central AA collisions (the most extreme type of collisions with the highest particle multiplicities). The comparison is made by dividing $dN_{\text{ch}}/d\eta_{\text{cm}}$ by the number of participating nucleons, N_{part} , determined by a Glauber model calculation [4, 36]. This normalization is the one assumed in two-component models (e.g. HIJING) for the bulk of the particle production.

In order to compare particle production in pPb collisions to that in symmetric collision systems such as pp or AA, the rapidity shift due to the asymmetric beam energies must be taken into account. The average charged-hadron multiplicity density at midrapidity in the center-of-mass frame, $\langle dN_{\text{ch}}/d\eta_{\text{cm}} \rangle|_{|\eta_{\text{cm}}| < 0.5}$, in pPb collisions is calculated by integrating the data in the interval $-0.035 < \eta_{\text{lab}} < 0.965$, corresponding to $|\eta_{\text{cm}}| < 0.5$ for massless particles. A correction is applied to account for the massless assumption entering the calculation of the pseudorapidity shift: 0.1 and 0.2% for the 5.02 TeV and 8.16 TeV analyses, respectively, as obtained from the EPOS generator. The 1% variation in the results, obtained when this correction is evaluated from HIJING, is quoted as an additional uncertainty for the $\langle dN_{\text{ch}}/d\eta_{\text{cm}} \rangle|_{|\eta_{\text{cm}}| < 0.5}$ results. In the range $|\eta_{\text{cm}}| < 0.5$, values of 17.31 ± 0.01 (stat) ± 0.59 (syst) and 20.10 ± 0.01 (stat) ± 0.85 (syst) are obtained for pPb collisions at $\sqrt{s_{\text{NN}}} = 5.02$ and 8.16 TeV, respectively.

Figure 4 shows the dependence of normalized $dN_{\text{ch}}/d\eta_{\text{cm}}$ on the collision energy for various collision systems and event selections. The NSD pA results are found to be lower than those from central AA collisions [26, 37–50] ($s_{\text{NN}}^{0.158}$ dependence) and NSD pp collisions

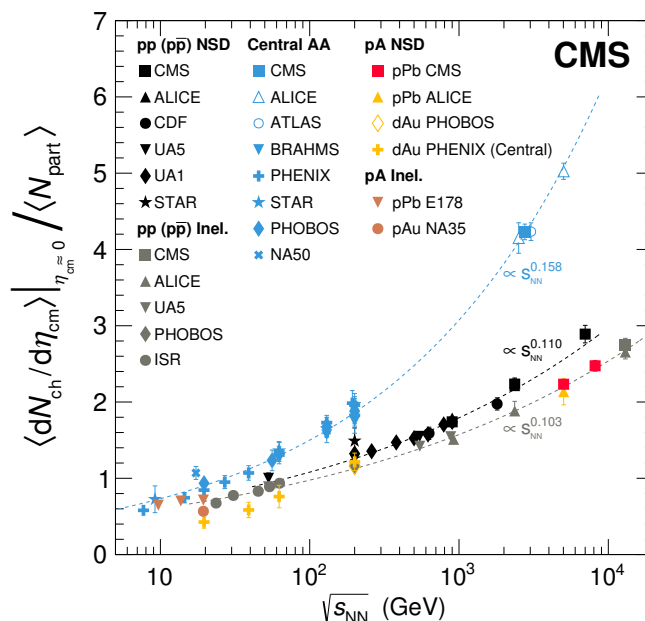


Figure 4. Comparison of the measured $dN_{ch}/d\eta_{cm}$ at midrapidity, scaled by the number of participating nucleons (N_{part}) in pPb [30, 51], pAu [52], dAu [33, 48, 53] and central heavy ion collisions [26, 37–50], as well as NSD [22, 23, 50, 54–57] and inelastic [25, 37, 56, 58, 59] pp collisions. The AA data points at $\sqrt{s_{NN}} = 2.76$ TeV have been shifted horizontally for visibility. The dashed curves, included to guide the eye, correspond to a fit to the data points using the same functional form as in refs. [46, 59].

($s_{NN}^{0.110}$ dependence) at similar center-of-mass energies, but coincide with the trend observed in inelastic pp collisions ($s_{NN}^{0.103}$ dependence). While the difference between the NSD pp and pA results could be attributed to non-QGP nuclear effects, the similarity between the NSD pA and total inelastic pp is yet to be understood.

6 Summary

The pseudorapidity distributions of primary charged hadrons have been measured by the CMS experiment at the LHC in proton-lead collisions at $\sqrt{s_{NN}} = 5.02$ and 8.16 TeV. Based on pairs of pixel clusters from two different layers of the barrel region of the CMS pixel detector, the distributions have been obtained for NSD pPb events at both collision energies. The measured $dN_{ch}/d\eta_{lab}$ distribution at 5.02 TeV is consistent with published results by the ALICE Collaboration. At 8.16 TeV, the measured $dN_{ch}/d\eta_{lab}$ distribution is higher than the predictions of EPOS LHC, but significantly lower than the predictions from the HIJING 1.3 and DPMJET-III event generators. At $\eta_{lab} \approx 0$, the measured distributions are in good agreement with calculations from the KLN gluon saturation model and predictions from the HIJING 2.1 event generator with the effects of gluon shadowing included. The charged-hadron multiplicity densities in the nucleon-nucleon center-of-mass frame, $\langle dN_{ch}/d\eta_{cm} \rangle|_{|\eta_{cm}| < 0.5}$, are 17.31 ± 0.01 (stat) ± 0.59 (syst) and 20.10 ± 0.01 (stat) ± 0.85 (syst) at $\sqrt{s_{NN}} = 5.02$ and 8.16 TeV, respectively. When comparing the average charged-particle

density per participant nucleon for pp, pA, and AA collisions as a function of collision energy, the pA results are found to be below those in central AA collisions and NSD pp collisions, but coincide with the trend seen in inelastic pp collisions. These results represent the first measurement of hadron production at this new center-of-mass energy frontier in nuclear collisions, and provide constraints for the understanding of nonperturbative QCD effects in high-energy nuclear collisions.

Acknowledgments

We congratulate our colleagues in the CERN accelerator departments for the excellent performance of the LHC and thank the technical and administrative staffs at CERN and at other CMS institutes for their contributions to the success of the CMS effort. In addition, we gratefully acknowledge the computing centers and personnel of the Worldwide LHC Computing Grid for delivering so effectively the computing infrastructure essential to our analyses. Finally, we acknowledge the enduring support for the construction and operation of the LHC and the CMS detector provided by the following funding agencies: BMWFW and FWF (Austria); FNRS and FWO (Belgium); CNPq, CAPES, FAPERJ, and FAPESP (Brazil); MES (Bulgaria); CERN; CAS, MoST, and NSFC (China); COLCIENCIAS (Colombia); MSES and CSF (Croatia); RPF (Cyprus); SENESCYT (Ecuador); MoER, ERC IUT, and ERDF (Estonia); Academy of Finland, MEC, and HIP (Finland); CEA and CNRS/IN2P3 (France); BMBF, DFG, and HGF (Germany); GSRT (Greece); OTKA and NIH (Hungary); DAE and DST (India); IPM (Iran); SFI (Ireland); INFN (Italy); MSIP and NRF (Republic of Korea); LAS (Lithuania); MOE and UM (Malaysia); BUAP, CINVESTAV, CONACYT, LNS, SEP, and UASLP-FAI (Mexico); MBIE (New Zealand); PAEC (Pakistan); MSHE and NSC (Poland); FCT (Portugal); JINR (Dubna); MON, RosAtom, RAS, RFBR and RAEP (Russia); MESTD (Serbia); SEIDI, CPAN, PCTI and FEDER (Spain); Swiss Funding Agencies (Switzerland); MST (Taipei); ThEPCenter, IPST, STAR, and NSTDA (Thailand); TUBITAK and TAEK (Turkey); NASU and SFFR (Ukraine); STFC (United Kingdom); DOE and NSF (U.S.A.).

Individuals have received support from the Marie-Curie program and the European Research Council and Horizon 2020 Grant, contract No. 675440 (European Union); the Leventis Foundation; the A. P. Sloan Foundation; the Alexander von Humboldt Foundation; the Belgian Federal Science Policy Office; the Fonds pour la Formation à la Recherche dans l'Industrie et dans l'Agriculture (FRIA-Belgium); the Agentschap voor Innovatie door Wetenschap en Technologie (IWT-Belgium); the Ministry of Education, Youth and Sports (MEYS) of the Czech Republic; the Council of Science and Industrial Research, India; the HOMING PLUS program of the Foundation for Polish Science, cofinanced from European Union, Regional Development Fund, the Mobility Plus program of the Ministry of Science and Higher Education, the National Science Center (Poland), contracts Harmonia 2014/14/M/ST2/00428, Opus 2014/13/B/ST2/02543, 2014/15/B/ST2/03998, and 2015/19/B/ST2/02861, Sonata-bis 2012/07/E/ST2/01406; the National Priorities Research Program by Qatar National Research Fund; the Programa Severo Ochoa del Principado de Asturias; the Thalís and Aristeia programs cofinanced by EU-ESF and the

Greek NSRF; the Rachadapisek Sompot Fund for Postdoctoral Fellowship, Chulalongkorn University and the Chulalongkorn Academic into Its 2nd Century Project Advancement Project (Thailand); the Welch Foundation, contract C-1845; and the Weston Havens Foundation (U.S.A.).

Open Access. This article is distributed under the terms of the Creative Commons Attribution License ([CC-BY 4.0](https://creativecommons.org/licenses/by/4.0/)), which permits any use, distribution and reproduction in any medium, provided the original author(s) and source are credited.

References

- [1] W. Busza, *Review of experimental data on hadron-nucleus collisions at high-energies*, *Acta Phys. Polon.* **B 8** (1977) 333 [[INSPIRE](#)].
- [2] C.A. Salgado et al., *Proton-nucleus collisions at the LHC: scientific opportunities and requirements*, *J. Phys.* **G 39** (2012) 015010 [[arXiv:1105.3919](#)] [[INSPIRE](#)].
- [3] CMS collaboration, *Nuclear effects on the transverse momentum spectra of charged particles in pPb collisions at $\sqrt{s_{NN}} = 5.02$ TeV*, *Eur. Phys. J.* **C 75** (2015) 237 [[arXiv:1502.05387](#)] [[INSPIRE](#)].
- [4] CMS collaboration, *Charged-particle nuclear modification factors in PbPb and pPb collisions at $\sqrt{s_{NN}} = 5.02$ TeV*, *JHEP* **04** (2017) 039 [[arXiv:1611.01664](#)] [[INSPIRE](#)].
- [5] CMS collaboration, *Study of B meson production in p+Pb collisions at $\sqrt{s_{NN}} = 5.02$ TeV using exclusive hadronic decays*, *Phys. Rev. Lett.* **116** (2016) 032301 [[arXiv:1508.06678](#)] [[INSPIRE](#)].
- [6] ALICE collaboration, *D-meson production in p-Pb collisions at $\sqrt{s_{NN}} = 5.02$ TeV and in pp collisions at $\sqrt{s} = 7$ TeV*, *Phys. Rev.* **C 94** (2016) 054908 [[arXiv:1605.07569](#)] [[INSPIRE](#)].
- [7] CMS collaboration, *Measurement of prompt and nonprompt J/ ψ production in pp and pPb collisions at $\sqrt{s_{NN}} = 5.02$ TeV*, *Eur. Phys. J.* **C 77** (2017) 269 [[arXiv:1702.01462](#)] [[INSPIRE](#)].
- [8] CMS collaboration, *Transverse momentum spectra of inclusive b jets in pPb collisions at $\sqrt{s_{NN}} = 5.02$ TeV*, *Phys. Lett.* **B 754** (2016) 59 [[arXiv:1510.03373](#)] [[INSPIRE](#)].
- [9] CMS collaboration, *Measurement of inclusive jet production and nuclear modifications in pPb collisions at $\sqrt{s_{NN}} = 5.02$ TeV*, *Eur. Phys. J.* **C 76** (2016) 372 [[arXiv:1601.02001](#)] [[INSPIRE](#)].
- [10] CMS collaboration, *Studies of dijet transverse momentum balance and pseudorapidity distributions in pPb collisions at $\sqrt{s_{NN}} = 5.02$ TeV*, *Eur. Phys. J.* **C 74** (2014) 2951 [[arXiv:1401.4433](#)] [[INSPIRE](#)].
- [11] A. Dumitru, D.E. Kharzeev, E.M. Levin and Y. Nara, *Gluon saturation in pA collisions at the LHC: KLN model predictions for hadron multiplicities*, *Phys. Rev.* **C 85** (2012) 044920 [[arXiv:1111.3031](#)] [[INSPIRE](#)].
- [12] R. Xu, W.-T. Deng and X.-N. Wang, *Nuclear modification of high- p_T hadron spectra in p+A collisions at LHC*, *Phys. Rev.* **C 86** (2012) 051901 [[arXiv:1204.1998](#)] [[INSPIRE](#)].
- [13] J.L. Albacete, A. Dumitru, H. Fujii and Y. Nara, *CGC predictions for p + Pb collisions at the LHC*, *Nucl. Phys.* **A 897** (2013) 1 [[arXiv:1209.2001](#)] [[INSPIRE](#)].

- [14] X.-N. Wang and M. Gyulassy, *HIJING: a Monte Carlo model for multiple jet production in pp, pA and AA collisions*, *Phys. Rev. D* **44** (1991) 3501 [INSPIRE].
- [15] M. Gyulassy and X.-N. Wang, *HIJING 1.0: A Monte Carlo program for parton and particle production in high-energy hadronic and nuclear collisions*, *Comput. Phys. Commun.* **83** (1994) 307 [nucl-th/9502021] [INSPIRE].
- [16] S. Roesler, R. Engel and J. Ranft, *The Monte Carlo event generator DPMJET-III*, in the proceedings of the *Advanced Monte Carlo for radiation physics, particle transport simulation and applications conference (MC2000)*, October 23–26, Lisbon, Portugal (2000).
- [17] T. Pierog, I. Karpenko, J.M. Katzy, E. Yatsenko and K. Werner, *EPOS LHC: test of collective hadronization with data measured at the CERN Large Hadron Collider*, *Phys. Rev. C* **92** (2015) 034906 [arXiv:1306.0121] [INSPIRE].
- [18] C. Halliwell et al., *Energy dependence of the pseudorapidity distributions in proton-nucleus collisions between 50 GeV/c and 200 GeV/c.*, *Phys. Rev. Lett.* **39** (1977) 1499 [INSPIRE].
- [19] W. Kittel and E.A. De Wolf, *Soft multihadron dynamics*, World Scientific, Singapore (2005).
- [20] CMS collaboration, *Charged particle multiplicities in pp interactions at $\sqrt{s} = 0.9, 2.36$ and 7 TeV*, *JHEP* **01** (2011) 079 [arXiv:1011.5531] [INSPIRE].
- [21] D. d’Enterria, R. Engel, T. Pierog, S. Ostapchenko and K. Werner, *Constraints from the first LHC data on hadronic event generators for ultra-high energy cosmic-ray physics*, *Astropart. Phys.* **35** (2011) 98 [arXiv:1101.5596] [INSPIRE].
- [22] CMS collaboration, *Transverse momentum and pseudorapidity distributions of charged hadrons in pp collisions at $\sqrt{s} = 0.9$ and 2.36 TeV*, *JHEP* **02** (2010) 041 [arXiv:1002.0621] [INSPIRE].
- [23] CMS collaboration, *Transverse-momentum and pseudorapidity distributions of charged hadrons in pp collisions at $\sqrt{s} = 7$ TeV*, *Phys. Rev. Lett.* **105** (2010) 022002 [arXiv:1005.3299] [INSPIRE].
- [24] CMS and TOTEM collaborations, *Measurement of pseudorapidity distributions of charged particles in proton-proton collisions at $\sqrt{s} = 8$ TeV by the CMS and TOTEM experiments*, *Eur. Phys. J. C* **74** (2014) 3053 [arXiv:1405.0722] [INSPIRE].
- [25] CMS collaboration, *Pseudorapidity distribution of charged hadrons in proton-proton collisions at $\sqrt{s} = 13$ TeV*, *Phys. Lett. B* **751** (2015) 143 [arXiv:1507.05915] [INSPIRE].
- [26] CMS collaboration, *Dependence on pseudorapidity and centrality of charged hadron production in PbPb collisions at a nucleon-nucleon centre-of-mass energy of 2.76 TeV*, *JHEP* **08** (2011) 141 [arXiv:1107.4800] [INSPIRE].
- [27] K. Werner, F.-M. Liu and T. Pierog, *Parton ladder splitting and the rapidity dependence of transverse momentum spectra in deuteron-gold collisions at RHIC*, *Phys. Rev. C* **74** (2006) 044902 [hep-ph/0506232] [INSPIRE].
- [28] CMS collaboration, *The CMS experiment at the CERN LHC*, 2008 *JINST* **3** S08004 [INSPIRE].
- [29] GEANT4 collaboration, S. Agostinelli et al., *GEANT4 — a simulation toolkit*, *Nucl. Instrum. Meth. A* **506** (2003) 250 [INSPIRE].
- [30] ALICE collaboration, *Pseudorapidity density of charged particles in p + Pb collisions at $\sqrt{s_{NN}} = 5.02$ TeV*, *Phys. Rev. Lett.* **110** (2013) 032301 [arXiv:1210.3615] [INSPIRE].

- [31] D. Kharzeev and E. Levin, *Manifestations of high density QCD in the first RHIC data*, *Phys. Lett. B* **523** (2001) 79 [[nucl-th/0108006](#)] [[INSPIRE](#)].
- [32] D. Kharzeev, E. Levin and M. Nardi, *The onset of classical QCD dynamics in relativistic heavy ion collisions*, *Phys. Rev. C* **71** (2005) 054903 [[hep-ph/0111315](#)] [[INSPIRE](#)].
- [33] PHOBOS collaboration, B.B. Back et al., *Pseudorapidity distribution of charged particles in d + Au collisions at $\sqrt{s_{NN}} = 200$ GeV*, *Phys. Rev. Lett.* **93** (2004) 082301 [[nucl-ex/0311009](#)] [[INSPIRE](#)].
- [34] A. Capella, U. Sukhatme, C.-I. Tan and J. Tran Thanh Van, *Dual parton model*, *Phys. Rept.* **236** (1994) 225 [[INSPIRE](#)].
- [35] G. Veneziano, *Regge intercepts and unitarity in planar dual models*, *Nucl. Phys. B* **74** (1974) 365 [[INSPIRE](#)].
- [36] M.L. Miller, K. Reygers, S.J. Sanders and P. Steinberg, *Glauber modeling in high energy nuclear collisions*, *Ann. Rev. Nucl. Part. Sci.* **57** (2007) 205 [[nucl-ex/0701025](#)] [[INSPIRE](#)].
- [37] PHOBOS collaboration, B. Alver et al., *Phobos results on charged particle multiplicity and pseudorapidity distributions in Au+Au, Cu+Cu, d+Au and p+p collisions at ultra-relativistic energies*, *Phys. Rev. C* **83** (2011) 024913 [[arXiv:1011.1940](#)] [[INSPIRE](#)].
- [38] NA50 collaboration, M.C. Abreu et al., *Scaling of charged particle multiplicity in Pb Pb collisions at SPS energies*, *Phys. Lett. B* **530** (2002) 43 [[INSPIRE](#)].
- [39] STAR collaboration, C. Adler et al., *Multiplicity distribution and spectra of negatively charged hadrons in Au+Au collisions at $\sqrt{s_{NN}} = 130$ GeV*, *Phys. Rev. Lett.* **87** (2001) 112303 [[nucl-ex/0106004](#)] [[INSPIRE](#)].
- [40] BRAHMS collaboration, I.G. Bearden et al., *Charged particle densities from Au+Au collisions at $\sqrt{s_{NN}} = 130$ GeV*, *Phys. Lett. B* **523** (2001) 227 [[nucl-ex/0108016](#)] [[INSPIRE](#)].
- [41] BRAHMS collaboration, I.G. Bearden et al., *Pseudorapidity distributions of charged particles from Au+Au collisions at the maximum RHIC energy*, *Phys. Rev. Lett.* **88** (2002) 202301 [[nucl-ex/0112001](#)] [[INSPIRE](#)].
- [42] PHENIX collaboration, K. Adcox et al., *Centrality dependence of charged particle multiplicity in Au-Au collisions at $\sqrt{s_{NN}} = 130$ GeV*, *Phys. Rev. Lett.* **86** (2001) 3500 [[nucl-ex/0012008](#)] [[INSPIRE](#)].
- [43] PHOBOS collaboration, B.B. Back et al., *Charged particle multiplicity near mid-rapidity in central Au+Au collisions at $\sqrt{s} = 56$ A/GeV and 130 A/GeV*, *Phys. Rev. Lett.* **85** (2000) 3100 [[hep-ex/0007036](#)] [[INSPIRE](#)].
- [44] PHOBOS collaboration, B.B. Back et al., *Charged particle pseudorapidity density distributions from Au+Au collisions at $\sqrt{s_{NN}} = 130$ GeV*, *Phys. Rev. Lett.* **87** (2001) 102303 [[nucl-ex/0106006](#)] [[INSPIRE](#)].
- [45] B.B. Back et al., *The Significance of the fragmentation region in ultrarelativistic heavy ion collisions*, *Phys. Rev. Lett.* **91** (2003) 052303 [[nucl-ex/0210015](#)] [[INSPIRE](#)].
- [46] ALICE collaboration, *Charged-particle multiplicity density at mid-rapidity in central PbPb collisions at $\sqrt{s_{NN}} = 2.76$ TeV*, *Phys. Rev. Lett.* **105** (2010) 252301 [[arXiv:1011.3916](#)] [[INSPIRE](#)].
- [47] ATLAS collaboration, *Measurement of the centrality dependence of the charged particle pseudorapidity distribution in lead-lead collisions at $\sqrt{s_{NN}} = 2.76$ TeV with the ATLAS detector*, *Phys. Lett. B* **710** (2012) 363 [[arXiv:1108.6027](#)] [[INSPIRE](#)].

- [48] PHENIX collaboration, A. Adare et al., *Transverse energy production and charged-particle multiplicity at midrapidity in various systems from $\sqrt{s_{\text{NN}}} = 7.7$ to 200 GeV*, *Phys. Rev. C* **93** (2016) 024901 [[arXiv:1509.06727](#)] [[INSPIRE](#)].
- [49] STAR collaboration, B.I. Abelev et al., *Identified particle production, azimuthal anisotropy and interferometry measurements in Au+Au collisions at $\sqrt{s_{\text{NN}}} = 9.2$ GeV*, *Phys. Rev. C* **81** (2010) 024911 [[arXiv:0909.4131](#)] [[INSPIRE](#)].
- [50] STAR collaboration, B.I. Abelev et al., *Systematic measurements of identified particle spectra in pp, d+Au and Au+Au collisions from STAR*, *Phys. Rev. C* **79** (2009) 034909 [[arXiv:0808.2041](#)] [[INSPIRE](#)].
- [51] J.E. Elias et al., *An experimental study of multiparticle production in hadron-nucleus interactions at high-energy*, *Phys. Rev. D* **22** (1980) 13 [[INSPIRE](#)].
- [52] NA35 collaboration, T. Alber et al., *Charged particle production in proton, deuteron, oxygen and sulphur nucleus collisions at 200 GeV per nucleon*, *Eur. Phys. J. C* **2** (1998) 643 [[hep-ex/9711001](#)] [[INSPIRE](#)].
- [53] PHENIX collaboration, C. Aidala et al., *Measurements of azimuthal anisotropy and charged-particle multiplicity in d+Au collisions at $\sqrt{s_{\text{NN}}} = 200, 62.4, 39$ and 19.6 GeV*, *Phys. Rev. C* **96** (2017) 064905 [[arXiv:1708.06983](#)] [[INSPIRE](#)].
- [54] UA1 collaboration, C. Albajar et al., *A study of the general characteristics of $p\bar{p}$ collisions at $\sqrt{s} = 0.2$ TeV to 0.9 TeV*, *Nucl. Phys. B* **335** (1990) 261 [[INSPIRE](#)].
- [55] UA5 collaboration, K. Alpgard et al., *Particle multiplicities in $\bar{p}p$ interactions at $\sqrt{s} = 540$ GeV*, *Phys. Lett.* **121B** (1983) 209 [[INSPIRE](#)].
- [56] UA5 collaboration, G.J. Alner et al., *Scaling of pseudorapidity distributions at c.m. energies up to 0.9 TeV*, *Z. Phys. C* **33** (1986) 1 [[INSPIRE](#)].
- [57] CDF collaboration, F. Abe et al., *Pseudorapidity distributions of charged particles produced in $\bar{p}p$ interactions at $\sqrt{s} = 630$ GeV and 1800 GeV*, *Phys. Rev. D* **41** (1990) 2330 [[INSPIRE](#)].
- [58] AACHEN-CERN-HEIDELBERG-MUNICH collaboration, W. Thome et al., *Charged particle multiplicity distributions in pp collisions at ISR energies*, *Nucl. Phys. B* **129** (1977) 365 [[INSPIRE](#)].
- [59] ALICE collaboration, *Charged-particle multiplicity measurement in proton-proton collisions at $\sqrt{s} = 0.9$ and 2.36 TeV with ALICE at LHC*, *Eur. Phys. J. C* **68** (2010) 89 [[arXiv:1004.3034](#)] [[INSPIRE](#)].

The CMS collaboration

Yerevan Physics Institute, Yerevan, Armenia

A.M. Sirunyan, A. Tumasyan

Institut für Hochenergiephysik, Wien, Austria

W. Adam, F. Ambrogi, E. Asilar, T. Bergauer, J. Brandstetter, E. Brondolin, M. Dragicevic, J. Erö, M. Flechl, M. Friedl, R. Frühwirth¹, V.M. Ghete, J. Grossmann, J. Hrubec, M. Jeitler¹, A. König, N. Krammer, I. Krätschmer, D. Liko, T. Madlener, I. Mikulec, E. Pree, N. Rad, H. Rohringer, J. Schieck¹, R. Schöfbeck, M. Spanring, D. Spitzbart, W. Waltenberger, J. Wittmann, C.-E. Wulz¹, M. Zarucki

Institute for Nuclear Problems, Minsk, Belarus

V. Chekhovsky, V. Mossolov, J. Suarez Gonzalez

Universiteit Antwerpen, Antwerpen, Belgium

E.A. De Wolf, D. Di Croce, X. Janssen, J. Lauwers, M. Van De Klundert, H. Van Haevermaet, P. Van Mechelen, N. Van Remortel

Vrije Universiteit Brussel, Brussel, Belgium

S. Abu Zeid, F. Blekman, J. D'Hondt, I. De Bruyn, J. De Clercq, K. Deroover, G. Flouris, D. Lontkovskiy, S. Lowette, S. Moortgat, L. Moreels, Q. Python, K. Skovpen, S. Tavernier, W. Van Doninck, P. Van Mulders, I. Van Parijs

Université Libre de Bruxelles, Bruxelles, Belgium

D. Beghin, H. Brun, B. Clerbaux, G. De Lentdecker, H. Delannoy, B. Dorney, G. Fasanella, L. Favart, R. Goldouzian, A. Grebenyuk, G. Karapostoli, T. Lenzi, J. Luetic, T. Maerschalk, A. Marinov, T. Seva, E. Starling, C. Vander Velde, P. Vanlaer, D. Vannerom, R. Yonamine, F. Zenoni, F. Zhang²

Ghent University, Ghent, Belgium

A. Cimmino, T. Cornelis, D. Dobur, A. Fagot, M. Gul, I. Khvastunov³, D. Poyraz, C. Roskas, S. Salva, M. Tytgat, W. Verbeke, N. Zaganidis

Université Catholique de Louvain, Louvain-la-Neuve, Belgium

H. Bakhshiansohi, O. Bondu, S. Brochet, G. Bruno, C. Caputo, A. Caudron, P. David, S. De Visscher, C. Delaere, M. Delcourt, B. Francois, A. Giammanco, M. Komm, G. Krintiras, V. Lemaitre, A. Magitteri, A. Mertens, M. Musich, K. Piotrkowski, L. Quertenmont, A. Saggio, M. Vidal Marono, S. Wertz, J. Zobec

Université de Mons, Mons, Belgium

N. Beliy

Centro Brasileiro de Pesquisas Fisicas, Rio de Janeiro, Brazil

W.L. Aldá Júnior, F.L. Alves, G.A. Alves, L. Brito, M. Correa Martins Junior, C. Hensel, A. Moraes, M.E. Pol, P. Rebello Teles

Universidade do Estado do Rio de Janeiro, Rio de Janeiro, Brazil

E. Belchior Batista Das Chagas, W. Carvalho, J. Chinellato⁴, E. Coelho, E.M. Da Costa, G.G. Da Silveira⁵, D. De Jesus Damiao, S. Fonseca De Souza, L.M. Huertas Guativa, H. Malbouisson, M. Melo De Almeida, C. Mora Herrera, L. Mundim, H. Nogima, L.J. Sanchez Rosas, A. Santoro, A. Sznajder, M. Thiel, E.J. Tonelli Manganote⁴, F. Torres Da Silva De Araujo, A. Vilela Pereira

Universidade Estadual Paulista ^a, Universidade Federal do ABC ^b, São Paulo, Brazil

S. Ahuja^a, C.A. Bernardes^a, T.R. Fernandez Perez Tomei^a, E.M. Gregores^b, P.G. Mercadante^b, S.F. Novaes^a, Sandra S. Padula^a, D. Romero Abad^b, J.C. Ruiz Vargas^a

Institute for Nuclear Research and Nuclear Energy of Bulgaria Academy of Sciences

A. Aleksandrov, R. Hadjiiska, P. Iaydjiev, M. Misheva, M. Rodozov, M. Shopova, G. Sultanov

University of Sofia, Sofia, Bulgaria

A. Dimitrov, I. Glushkov, L. Litov, B. Pavlov, P. Petkov

Beihang University, Beijing, China

W. Fang⁶, X. Gao⁶, L. Yuan

Institute of High Energy Physics, Beijing, China

M. Ahmad, J.G. Bian, G.M. Chen, H.S. Chen, M. Chen, Y. Chen, C.H. Jiang, D. Leggat, H. Liao, Z. Liu, F. Romeo, S.M. Shaheen, A. Spiezia, J. Tao, C. Wang, Z. Wang, E. Yazgan, H. Zhang, S. Zhang, J. Zhao

State Key Laboratory of Nuclear Physics and Technology, Peking University, Beijing, China

Y. Ban, G. Chen, Q. Li, S. Liu, Y. Mao, S.J. Qian, D. Wang, Z. Xu

Universidad de Los Andes, Bogota, Colombia

C. Avila, A. Cabrera, L.F. Chaparro Sierra, C. Florez, C.F. González Hernández, J.D. Ruiz Alvarez, M.A. Segura Delgado

University of Split, Faculty of Electrical Engineering, Mechanical Engineering and Naval Architecture, Split, Croatia

B. Courbon, N. Godinovic, D. Lelas, I. Puljak, P.M. Ribeiro Cipriano, T. Sculac

University of Split, Faculty of Science, Split, Croatia

Z. Antunovic, M. Kovac

Institute Rudjer Boskovic, Zagreb, Croatia

V. Brigljevic, D. Ferencek, K. Kadija, B. Mesic, A. Starodumov⁷, T. Susa

University of Cyprus, Nicosia, Cyprus

M.W. Ather, A. Attikis, G. Mavromanolakis, J. Mousa, C. Nicolaou, F. Ptochos, P.A. Razis, H. Rykaczewski

Charles University, Prague, Czech Republic

M. Finger⁸, M. Finger Jr.⁸

Universidad San Francisco de Quito, Quito, Ecuador

E. Carrera Jarrin

**Academy of Scientific Research and Technology of the Arab Republic of Egypt,
Egyptian Network of High Energy Physics, Cairo, Egypt**

A.A. Abdelalim^{9,10}, Y. Mohammed¹¹, E. Salama^{12,13}

National Institute of Chemical Physics and Biophysics, Tallinn, Estonia

R.K. Dewanjee, M. Kadastik, L. Perrini, M. Raidal, A. Tiko, C. Veelken

Department of Physics, University of Helsinki, Helsinki, Finland

P. Eerola, H. Kirschenmann, J. Pekkanen, M. Voutilainen

Helsinki Institute of Physics, Helsinki, Finland

J. Havukainen, J.K. Heikkilä, T. Järvinen, V. Karimäki, R. Kinnunen, T. Lampén,
K. Lassila-Perini, S. Laurila, S. Lehti, T. Lindén, P. Luukka, H. Siikonen, E. Tuominen,
J. Tuominiemi

Lappeenranta University of Technology, Lappeenranta, Finland

J. Talvitie, T. Tuuva

IRFU, CEA, Université Paris-Saclay, Gif-sur-Yvette, France

M. Besancon, F. Couderc, M. Dejardin, D. Denegri, J.L. Faure, F. Ferri, S. Ganjour,
S. Ghosh, A. Givernaud, P. Gras, G. Hamel de Monchenault, P. Jarry, I. Kucher, C. Leloup,
E. Locci, M. Mached, J. Malcles, G. Negro, J. Rander, A. Rosowsky, M.Ö. Sahin, M. Titov

Laboratoire Leprince-Ringuet, Ecole polytechnique, CNRS/IN2P3, Université Paris-Saclay, Palaiseau, France

A. Abdulsalam, C. Amendola, I. Antropov, S. Baffioni, F. Beaudette, P. Busson,
L. Cadamuro, C. Charlot, R. Granier de Cassagnac, M. Jo, S. Lisniak, A. Lobanov,
J. Martin Blanco, M. Nguyen, C. Ochando, G. Ortona, P. Paganini, P. Pigard, R. Salerno,
J.B. Sauvan, Y. Sirois, A.G. Stahl Leiton, T. Strebler, Y. Yilmaz, A. Zabi, A. Zghiche

Université de Strasbourg, CNRS, IPHC UMR 7178, F-67000 Strasbourg, France

J.-L. Agram¹⁴, J. Andrea, D. Bloch, J.-M. Brom, M. Buttignol, E.C. Chabert, N. Chanon,
C. Collard, E. Conte¹⁴, X. Coubez, J.-C. Fontaine¹⁴, D. Gelé, U. Goerlach, M. Jansová,
A.-C. Le Bihan, N. Tonon, P. Van Hove

**Centre de Calcul de l'Institut National de Physique Nucleaire et de Physique
des Particules, CNRS/IN2P3, Villeurbanne, France**

S. Gadrat

Université de Lyon, Université Claude Bernard Lyon 1, CNRS-IN2P3, Institut de Physique Nucléaire de Lyon, Villeurbanne, France

S. Beauceron, C. Bernet, G. Boudoul, R. Chierici, D. Contardo, P. Depasse, H. El Mamouni, J. Fay, L. Finco, S. Gascon, M. Gouzevitch, G. Grenier, B. Ille, F. Lagarde, I.B. Laktineh, M. Lethuillier, L. Mirabito, A.L. Pequegnot, S. Perries, A. Popov¹⁵, V. Sordini, M. Vander Donckt, S. Viret

Georgian Technical University, Tbilisi, Georgia

T. Toriashvili¹⁶

Tbilisi State University, Tbilisi, Georgia

Z. Tsamalaidze⁸

RWTH Aachen University, I. Physikalisches Institut, Aachen, Germany

C. Autermann, L. Feld, M.K. Kiesel, K. Klein, M. Lipinski, M. Preuten, C. Schomakers, J. Schulz, V. Zhukov¹⁵

RWTH Aachen University, III. Physikalisches Institut A, Aachen, Germany

A. Albert, E. Dietz-Laursonn, D. Duchardt, M. Endres, M. Erdmann, S. Erdweg, T. Esch, R. Fischer, A. Güth, M. Hamer, T. Hebbeker, C. Heidemann, K. Hoepfner, S. Knutzen, M. Merschmeyer, A. Meyer, P. Millet, S. Mukherjee, T. Pook, M. Radziej, H. Reithler, M. Rieger, F. Scheuch, D. Teyssier, S. Thüer

RWTH Aachen University, III. Physikalisches Institut B, Aachen, Germany

G. Flügge, B. Kargoll, T. Kress, A. Künsken, T. Müller, A. Nehr Korn, A. Nowack, C. Pistone, O. Pooth, A. Stahl¹⁷

Deutsches Elektronen-Synchrotron, Hamburg, Germany

M. Aldaya Martin, T. Arndt, C. Asawatangtrakuldee, K. Beernaert, O. Behnke, U. Behrens, A. Bermúdez Martínez, A.A. Bin Anuar, K. Borras¹⁸, V. Botta, A. Campbell, P. Connor, C. Contreras-Campana, F. Costanza, C. Diez Pardos, G. Eckerlin, D. Eckstein, T. Eichhorn, E. Eren, E. Gallo¹⁹, J. Garay Garcia, A. Geiser, A. Gizhko, J.M. Grados Luyando, A. Grohsjean, P. Gunnellini, M. Guthoff, A. Harb, J. Hauk, M. Hempel²⁰, H. Jung, A. Kalogeropoulos, M. Kasemann, J. Keaveney, C. Kleinwort, I. Korol, D. Krücker, W. Lange, A. Lelek, T. Lenz, J. Leonard, K. Lipka, W. Lohmann²⁰, R. Mankel, I.-A. Melzer-Pellmann, A.B. Meyer, G. Mittag, J. Mnich, A. Mussgiller, E. Ntomari, D. Pitzl, A. Raspereza, M. Savitskyi, P. Saxena, R. Shevchenko, S. Spannagel, N. Stefaniuk, G.P. Van Onsem, R. Walsh, Y. Wen, K. Wichmann, C. Wissing, O. Zenaiev

University of Hamburg, Hamburg, Germany

R. Aggleton, S. Bein, V. Blobel, M. Centis Vignali, T. Dreyer, E. Garutti, D. Gonzalez, J. Haller, A. Hinzmann, M. Hoffmann, A. Karavdina, R. Klanner, R. Kogler, N. Kovalchuk, S. Kurz, T. Lapsien, I. Marchesini, D. Marconi, M. Meyer, M. Niedziela, D. Nowatschin, F. Pantaleo¹⁷, T. Peiffer, A. Perieanu, C. Scharf, P. Schleper, A. Schmidt, S. Schumann, J. Schwandt, J. Sonneveld, H. Stadie, G. Steinbrück, F.M. Stober, M. Stöver, H. Tholen, D. Troendle, E. Usai, A. Vanhoefer, B. Vormwald

Institut für Experimentelle Kernphysik, Karlsruhe, Germany

M. Akbiyik, C. Barth, M. Baselga, S. Baur, E. Butz, R. Caspart, T. Chwalek, F. Colombo, W. De Boer, A. Dierlamm, N. Faltermann, B. Freund, R. Friese, M. Giffels, M.A. Harrendorf, F. Hartmann¹⁷, S.M. Heindl, U. Husemann, F. Kassel¹⁷, S. Kudella, H. Mildner, M.U. Mozer, Th. Müller, M. Plagge, G. Quast, K. Rabbertz, M. Schröder, I. Shvetsov, G. Sieber, H.J. Simonis, R. Ulrich, S. Wayand, M. Weber, T. Weiler, S. Williamson, C. Wöhrmann, R. Wolf

Institute of Nuclear and Particle Physics (INPP), NCSR Demokritos, Aghia Paraskevi, Greece

G. Anagnostou, G. Daskalakis, T. Gerasis, A. Kyriakis, D. Loukas, I. Topsis-Giotis

National and Kapodistrian University of Athens, Athens, Greece

G. Karathanasis, S. Kesisoglou, A. Panagiotou, N. Saoulidou

National Technical University of Athens, Athens, Greece

K. Kousouris

University of Ioánnina, Ioánnina, Greece

I. Evangelou, C. Foudas, P. Kokkas, S. Mallios, N. Manthos, I. Papadopoulos, E. Paradas, J. Strologas, F.A. Triantis

MTA-ELTE Lendület CMS Particle and Nuclear Physics Group, Eötvös Loránd University, Budapest, Hungary

M. Csanad, N. Filipovic, G. Pasztor, O. Surányi, G.I. Veres²¹

Wigner Research Centre for Physics, Budapest, Hungary

G. Bencze, C. Hajdu, D. Horvath²², Á. Hunyadi, F. Sikler, V. Veszpremi

Institute of Nuclear Research ATOMKI, Debrecen, Hungary

N. Beni, S. Czellar, J. Karancsi²³, A. Makovec, J. Molnar, Z. Szillasi

Institute of Physics, University of Debrecen, Debrecen, Hungary

M. Bartók²¹, P. Raics, Z.L. Trocsanyi, B. Ujvari

Indian Institute of Science (IISc), Bangalore, India

S. Choudhury, J.R. Komaragiri

National Institute of Science Education and Research, Bhubaneswar, India

S. Bahinipati²⁴, S. Bhowmik, P. Mal, K. Mandal, A. Nayak²⁵, D.K. Sahoo²⁴, N. Sahoo, S.K. Swain

Panjab University, Chandigarh, India

S. Bansal, S.B. Beri, V. Bhatnagar, R. Chawla, N. Dhingra, A.K. Kalsi, A. Kaur, M. Kaur, S. Kaur, R. Kumar, P. Kumari, A. Mehta, J.B. Singh, G. Walia

University of Delhi, Delhi, India

Ashok Kumar, Aashaq Shah, A. Bhardwaj, S. Chauhan, B.C. Choudhary, R.B. Garg, S. Keshri, A. Kumar, S. Malhotra, M. Naimuddin, K. Ranjan, R. Sharma

Saha Institute of Nuclear Physics, HBNI, Kolkata, India

R. Bhardwaj, R. Bhattacharya, S. Bhattacharya, U. Bhawandeep, S. Dey, S. Dutt, S. Dutta, S. Ghosh, N. Majumdar, A. Modak, K. Mondal, S. Mukhopadhyay, S. Nandan, A. Purohit, A. Roy, S. Roy Chowdhury, S. Sarkar, M. Sharan, S. Thakur

Indian Institute of Technology Madras, Madras, India

P.K. Behera

Bhabha Atomic Research Centre, Mumbai, India

R. Chudasama, D. Dutta, V. Jha, V. Kumar, A.K. Mohanty¹⁷, P.K. Netrakanti, L.M. Pant, P. Shukla, A. Topkar

Tata Institute of Fundamental Research-A, Mumbai, India

T. Aziz, S. Dugad, B. Mahakud, S. Mitra, G.B. Mohanty, N. Sur, B. Sutar

Tata Institute of Fundamental Research-B, Mumbai, India

S. Banerjee, S. Bhattacharya, S. Chatterjee, P. Das, M. Guchait, Sa. Jain, S. Kumar, M. Maity²⁶, G. Majumder, K. Mazumdar, T. Sarkar²⁶, N. Wickramage²⁷

Indian Institute of Science Education and Research (IISER), Pune, India

S. Chauhan, S. Dube, V. Hegde, A. Kapoor, K. Kothekar, S. Pandey, A. Rane, S. Sharma

Institute for Research in Fundamental Sciences (IPM), Tehran, Iran

S. Chenarani²⁸, E. Eskandari Tadavani, S.M. Etesami²⁸, M. Khakzad, M. Mohammadi Najafabadi, M. Naseri, S. Paktinat Mehdiabadi²⁹, F. Rezaei Hosseinabadi, B. Safarzadeh³⁰, M. Zeinali

University College Dublin, Dublin, Ireland

M. Felcini, M. Grunewald

INFN Sezione di Bari ^a, Università di Bari ^b, Politecnico di Bari ^c, Bari, Italy

M. Abbrescia^{a,b}, C. Calabria^{a,b}, A. Colaleo^a, D. Creanza^{a,c}, L. Cristella^{a,b}, N. De Filippis^{a,c}, M. De Palma^{a,b}, F. Errico^{a,b}, L. Fiore^a, G. Iaselli^{a,c}, S. Lezki^{a,b}, G. Maggi^{a,c}, M. Maggi^a, G. Miniello^{a,b}, S. My^{a,b}, S. Nuzzo^{a,b}, A. Pompili^{a,b}, G. Pugliese^{a,c}, R. Radogna^a, A. Ranieri^a, G. Selvaggi^{a,b}, A. Sharma^a, L. Silvestris^{a,17}, R. Venditti^a, P. Verwilligen^a

INFN Sezione di Bologna ^a, Università di Bologna ^b, Bologna, Italy

G. Abbiendi^a, C. Battilana^{a,b}, D. Bonacorsi^{a,b}, L. Borgonovi^{a,b}, S. Braibant-Giacomelli^{a,b}, R. Campanini^{a,b}, P. Capiluppi^{a,b}, A. Castro^{a,b}, F.R. Cavallo^a, S.S. Chhibra^a, G. Codispoti^{a,b}, M. Cuffiani^{a,b}, G.M. Dallavalle^a, F. Fabbri^a, A. Fanfani^{a,b}, D. Fasanella^{a,b}, P. Giacomelli^a, C. Grandi^a, L. Guiducci^{a,b}, S. Marcellini^a, G. Masetti^a, A. Montanari^a, F.L. Navarria^{a,b}, A. Perrotta^a, A.M. Rossi^{a,b}, T. Rovelli^{a,b}, G.P. Siroli^{a,b}, N. Tosi^a

INFN Sezione di Catania ^a, Università di Catania ^b, Catania, Italy

S. Albergo^{a,b}, S. Costa^{a,b}, A. Di Mattia^a, F. Giordano^{a,b}, R. Potenza^{a,b}, A. Tricomi^{a,b}, C. Tuve^{a,b}

INFN Sezione di Firenze ^a, Università di Firenze ^b, Firenze, Italy

G. Barbagli^a, K. Chatterjee^{a,b}, V. Ciulli^{a,b}, C. Civinini^a, R. D'Alessandro^{a,b}, E. Focardi^{a,b}, P. Lenzi^{a,b}, M. Meschini^a, S. Paoletti^a, L. Russo^{a,31}, G. Sguazzoni^a, D. Strom^a, L. Viliani^{a,b,17}

INFN Laboratori Nazionali di Frascati, Frascati, Italy

L. Benussi, S. Bianco, F. Fabbri, D. Piccolo, F. Primavera¹⁷

INFN Sezione di Genova ^a, Università di Genova ^b, Genova, Italy

V. Calvelli^{a,b}, F. Ferro^a, E. Robutti^a, S. Tosi^{a,b}

INFN Sezione di Milano-Bicocca ^a, Università di Milano-Bicocca ^b, Milano, Italy

A. Benaglia^a, A. Beschi, L. Brianza^{a,b}, F. Brivio^{a,b}, V. Ciriolo^{a,b}, M.E. Dinardo^{a,b}, S. Fiorendi^{a,b}, S. Gennai^a, A. Ghezzi^{a,b}, P. Govoni^{a,b}, M. Malberti^{a,b}, S. Malvezzi^a, R.A. Manzoni^{a,b}, D. Menasce^a, L. Moroni^a, M. Paganoni^{a,b}, K. Pauwels^{a,b}, D. Pedrini^a, S. Pigazzini^{a,b,32}, S. Ragazzi^{a,b}, N. Redaelli^a, T. Tabarelli de Fatis^{a,b}

INFN Sezione di Napoli ^a, Università di Napoli 'Federico II' ^b, Napoli, Italy, Università della Basilicata ^c, Potenza, Italy, Università G. Marconi ^d, Roma, Italy

S. Buontempo^a, N. Cavallo^{a,c}, S. Di Guida^{a,d,17}, F. Fabozzi^{a,c}, F. Fienga^{a,b}, A.O.M. Iorio^{a,b}, W.A. Khan^a, L. Lista^a, S. Meola^{a,d,17}, P. Paolucci^{a,17}, C. Sciacca^{a,b}, F. Thyssen^a

INFN Sezione di Padova ^a, Università di Padova ^b, Padova, Italy, Università di Trento ^c, Trento, Italy

P. Azzi^a, N. Bacchetta^a, L. Benato^{a,b}, D. Bisello^{a,b}, A. Boletti^{a,b}, R. Carlin^{a,b}, A. Carvalho Antunes De Oliveira^{a,b}, P. Checchia^a, P. De Castro Manzano^a, T. Dorigo^a, U. Dosselli^a, F. Gasparini^{a,b}, U. Gasparini^{a,b}, A. Gozzelino^a, S. Lacaprara^a, M. Margoni^{a,b}, A.T. Meneguzzo^{a,b}, N. Pozzobon^{a,b}, P. Ronchese^{a,b}, R. Rossin^{a,b}, F. Simonetto^{a,b}, E. Torassa^a, M. Zanetti^{a,b}, P. Zotto^{a,b}, G. Zumerle^{a,b}

INFN Sezione di Pavia ^a, Università di Pavia ^b, Pavia, Italy

A. Braghieri^a, A. Magnani^a, P. Montagna^{a,b}, S.P. Ratti^{a,b}, V. Re^a, M. Ressegotti^{a,b}, C. Riccardi^{a,b}, P. Salvini^a, I. Vai^{a,b}, P. Vitulo^{a,b}

INFN Sezione di Perugia ^a, Università di Perugia ^b, Perugia, Italy

L. Alunni Solestizi^{a,b}, M. Biasini^{a,b}, G.M. Bilei^a, C. Cecchi^{a,b}, D. Ciangottini^{a,b}, L. Fanò^{a,b}, P. Lariccia^{a,b}, R. Leonardi^{a,b}, E. Manoni^a, G. Mantovani^{a,b}, V. Mariani^{a,b}, M. Menichelli^a, A. Rossi^{a,b}, A. Santocchia^{a,b}, D. Spiga^a

INFN Sezione di Pisa ^a, Università di Pisa ^b, Scuola Normale Superiore di Pisa ^c, Pisa, Italy

K. Androsov^a, P. Azzurri^{a,17}, G. Bagliesi^a, T. Boccali^a, L. Borrello, R. Castaldi^a, M.A. Ciocci^{a,b}, R. Dell'Orso^a, G. Fedi^a, L. Giannini^{a,c}, A. Giassi^a, M.T. Grippo^{a,31}, F. Ligabue^{a,c}, T. Lomtadze^a, E. Manca^{a,c}, G. Mandorli^{a,c}, A. Messineo^{a,b}, F. Palla^a,

A. Rizzi^{a,b}, A. Savoy-Navarro^{a,33}, P. Spagnolo^a, R. Tenchini^a, G. Tonelli^{a,b}, A. Venturi^a, P.G. Verdini^a

INFN Sezione di Roma ^a, Sapienza Università di Roma ^b, Rome, Italy

L. Barone^{a,b}, F. Cavallari^a, M. Cipriani^{a,b}, N. Daci^a, D. Del Re^{a,b,17}, E. Di Marco^{a,b}, M. Diemoz^a, S. Gelli^{a,b}, E. Longo^{a,b}, F. Margaroli^{a,b}, B. Marzocchi^{a,b}, P. Meridiani^a, G. Organtini^{a,b}, R. Paramatti^{a,b}, F. Preiato^{a,b}, S. Rahatlou^{a,b}, C. Rovelli^a, F. Santanastasio^{a,b}

INFN Sezione di Torino ^a, Università di Torino ^b, Torino, Italy, Università del Piemonte Orientale ^c, Novara, Italy

N. Amapane^{a,b}, R. Arcidiacono^{a,c}, S. Argiro^{a,b}, M. Arneodo^{a,c}, N. Bartosik^a, R. Bellan^{a,b}, C. Biino^a, N. Cartiglia^a, F. Cenna^{a,b}, M. Costa^{a,b}, R. Covarelli^{a,b}, A. Degano^{a,b}, N. Demaria^a, B. Kiani^{a,b}, C. Mariotti^a, S. Maselli^a, E. Migliore^{a,b}, V. Monaco^{a,b}, E. Monteil^{a,b}, M. Monteno^a, M.M. Obertino^{a,b}, L. Pacher^{a,b}, N. Pastrone^a, M. Pelliccioni^a, G.L. Pinna Angioni^{a,b}, F. Ravera^{a,b}, A. Romero^{a,b}, M. Ruspa^{a,c}, R. Sacchi^{a,b}, K. Shchelina^{a,b}, V. Sola^a, A. Solano^{a,b}, A. Staiano^a, P. Traczyk^{a,b}

INFN Sezione di Trieste ^a, Università di Trieste ^b, Trieste, Italy

S. Belforte^a, M. Casarsa^a, F. Cossutti^a, G. Della Ricca^{a,b}, A. Zanetti^a

Kyungpook National University, Daegu, Korea

D.H. Kim, G.N. Kim, M.S. Kim, J. Lee, S. Lee, S.W. Lee, C.S. Moon, Y.D. Oh, S. Sekmen, D.C. Son, Y.C. Yang

Chonbuk National University, Jeonju, Korea

A. Lee

Chonnam National University, Institute for Universe and Elementary Particles, Kwangju, Korea

H. Kim, D.H. Moon, G. Oh

Hanyang University, Seoul, Korea

J.A. Brochero Cifuentes, J. Goh, T.J. Kim

Korea University, Seoul, Korea

S. Cho, S. Choi, Y. Go, D. Gyun, S. Ha, B. Hong, Y. Jo, Y. Kim, K. Lee, K.S. Lee, S. Lee, J. Lim, S.K. Park, Y. Roh

Seoul National University, Seoul, Korea

J. Almond, J. Kim, J.S. Kim, H. Lee, K. Lee, K. Nam, S.B. Oh, B.C. Radburn-Smith, S.h. Seo, U.K. Yang, H.D. Yoo, G.B. Yu

University of Seoul, Seoul, Korea

M. Choi, H. Kim, J.H. Kim, J.S.H. Lee, I.C. Park

Sungkyunkwan University, Suwon, Korea

Y. Choi, C. Hwang, J. Lee, I. Yu

Vilnius University, Vilnius, Lithuania

V. Dudenas, A. Juodagalvis, J. Vaitkus

National Centre for Particle Physics, Universiti Malaya, Kuala Lumpur, Malaysia

I. Ahmed, Z.A. Ibrahim, M.A.B. Md Ali³⁴, F. Mohamad Idris³⁵, W.A.T. Wan Abdullah, M.N. Yusli, Z. Zolkapli

Centro de Investigacion y de Estudios Avanzados del IPN, Mexico City, Mexico

Reyes-Almanza, R., Ramirez-Sanchez, G., Duran-Osuna, M. C., H. Castilla-Valdez, E. De La Cruz-Burelo, I. Heredia-De La Cruz³⁶, Rabadan-Trejo, R. I., R. Lopez-Fernandez, J. Mejia Guisao, A. Sanchez-Hernandez

Universidad Iberoamericana, Mexico City, Mexico

S. Carrillo Moreno, C. Oropeza Barrera, F. Vazquez Valencia

Benemerita Universidad Autonoma de Puebla, Puebla, Mexico

I. Pedraza, H.A. Salazar Ibarguen, C. Uribe Estrada

Universidad Autónoma de San Luis Potosí, San Luis Potosí, Mexico

A. Morelos Pineda

University of Auckland, Auckland, New Zealand

D. Krofcheck

University of Canterbury, Christchurch, New Zealand

P.H. Butler

National Centre for Physics, Quaid-I-Azam University, Islamabad, Pakistan

A. Ahmad, M. Ahmad, Q. Hassan, H.R. Hoorani, A. Saddique, M.A. Shah, M. Shoaib, M. Waqas

National Centre for Nuclear Research, Swierk, Poland

H. Bialkowska, M. Bluj, B. Boimska, T. Frueboes, M. Górski, M. Kazana, K. Nawrocki, M. Szleper, P. Zalewski

Institute of Experimental Physics, Faculty of Physics, University of Warsaw, Warsaw, Poland

K. Bunkowski, A. Byszuk³⁷, K. Doroba, A. Kalinowski, M. Konecki, J. Krolikowski, M. Misiura, M. Olszewski, A. Pyskir, M. Walczak

Laboratório de Instrumentação e Física Experimental de Partículas, Lisboa, Portugal

P. Bargassa, C. Beirão Da Cruz E Silva, A. Di Francesco, P. Faccioli, B. Galinhas, M. Gallinaro, J. Hollar, N. Leonardo, L. Lloret Iglesias, M.V. Nemallapudi, J. Seixas, G. Strong, O. Toldaiev, D. Vadrucchio, J. Varela

Joint Institute for Nuclear Research, Dubna, Russia

S. Afanasiev, P. Bunin, M. Gavrilenko, I. Golutvin, I. Gorbunov, A. Kamenev, V. Karjavin, A. Lanev, A. Malakhov, V. Matveev^{38,39}, V. Palichik, V. Perelygin, S. Shmatov, S. Shulha, N. Skatchkov, V. Smirnov, N. Voytishin, A. Zarubin

Petersburg Nuclear Physics Institute, Gatchina (St. Petersburg), Russia

Y. Ivanov, V. Kim⁴⁰, E. Kuznetsova⁴¹, P. Levchenko, V. Murzin, V. Oreshkin, I. Smirnov, V. Sulimov, L. Uvarov, S. Vavilov, A. Vorobyev

Institute for Nuclear Research, Moscow, Russia

Yu. Andreev, A. Dermenev, S. Gninenko, N. Golubev, A. Karneyeu, M. Kirsanov, N. Krasnikov, A. Pashenkov, D. Tlisov, A. Toropin

Institute for Theoretical and Experimental Physics, Moscow, Russia

V. Epshteyn, V. Gavrilov, N. Lychkovskaya, V. Popov, I. Pozdnyakov, G. Safronov, A. Spiridonov, A. Stepenov, M. Toms, E. Vlasov, A. Zhokin

Moscow Institute of Physics and Technology, Moscow, Russia

T. Aushev, A. Bylinkin³⁹

National Research Nuclear University 'Moscow Engineering Physics Institute' (MEPhI), Moscow, Russia

M. Chadeeva⁴², P. Parygin, D. Philippov, S. Polikarpov, E. Popova, V. Rusinov

P.N. Lebedev Physical Institute, Moscow, Russia

V. Andreev, M. Azarkin³⁹, I. Dremin³⁹, M. Kirakosyan³⁹, A. Terkulov

Skobeltsyn Institute of Nuclear Physics, Lomonosov Moscow State University, Moscow, Russia

A. Baskakov, A. Belyaev, E. Boos, A. Demiyanov, A. Ershov, A. Gribushin, O. Kodolova, V. Korotkikh, I. Lokhtin, I. Miagkov, S. Obraztsov, S. Petrushanko, V. Savrin, A. Snigirev, I. Vardanyan

Novosibirsk State University (NSU), Novosibirsk, Russia

V. Blinov⁴³, Y. Skovpen⁴³, D. Shtol⁴³

State Research Center of Russian Federation, Institute for High Energy Physics, Protvino, Russia

I. Azhgirey, I. Bayshev, S. Bitiukov, D. Elumakhov, V. Kachanov, A. Kalinin, D. Konstantinov, P. Mandrik, V. Petrov, R. Ryutin, A. Sobol, S. Troshin, N. Tyurin, A. Uzunian, A. Volkov

University of Belgrade, Faculty of Physics and Vinca Institute of Nuclear Sciences, Belgrade, Serbia

P. Adzic⁴⁴, P. Cirkovic, D. Devetak, M. Dordevic, J. Milosevic, V. Rekovic

Centro de Investigaciones Energéticas Medioambientales y Tecnológicas (CIEMAT), Madrid, Spain

J. Alcaraz Maestre, M. Barrio Luna, M. Cerrada, N. Colino, B. De La Cruz, A. Delgado Peris, A. Escalante Del Valle, C. Fernandez Bedoya, J.P. Fernández Ramos, J. Flix, M.C. Fouz, O. Gonzalez Lopez, S. Goy Lopez, J.M. Hernandez, M.I. Josa, D. Moran, A. Pérez-Calero Yzquierdo, J. Puerta Pelayo, A. Quintario Olmeda, I. Redondo, L. Romero, M.S. Soares, A. Álvarez Fernández

Universidad Autónoma de Madrid, Madrid, Spain

C. Albajar, J.F. de Trocóniz, M. Missiroli

Universidad de Oviedo, Oviedo, Spain

J. Cuevas, C. Erice, J. Fernandez Menendez, I. Gonzalez Caballero, J.R. González Fernández, E. Palencia Cortezon, S. Sanchez Cruz, P. Vischia, J.M. Vizan Garcia

Instituto de Física de Cantabria (IFCA), CSIC-Universidad de Cantabria, Santander, Spain

I.J. Cabrillo, A. Calderon, B. Chazin Quero, E. Curras, J. Duarte Campderros, M. Fernandez, J. Garcia-Ferrero, G. Gomez, A. Lopez Virto, J. Marco, C. Martinez Rivero, P. Martinez Ruiz del Arbol, F. Matorras, J. Piedra Gomez, T. Rodrigo, A. Ruiz-Jimeno, L. Scodellaro, N. Trevisani, I. Vila, R. Vilar Cortabitarte

CERN, European Organization for Nuclear Research, Geneva, Switzerland

D. Abbaneo, B. Akgun, E. Auffray, P. Baillon, A.H. Ball, D. Barney, J. Bendavid, M. Bianco, P. Bloch, A. Bocci, C. Botta, T. Camporesi, R. Castello, M. Cepeda, G. Cerminara, E. Chapon, Y. Chen, D. d'Enterria, A. Dabrowski, V. Daponte, A. David, M. De Gruttola, A. De Roeck, N. Deelen, M. Dobson, T. du Pree, M. Dünser, N. Dupont, A. Elliott-Peisert, P. Everaerts, F. Fallavollita, G. Franzoni, J. Fulcher, W. Funk, D. Gigi, A. Gilbert, K. Gill, F. Glege, D. Gulhan, P. Harris, J. Hegeman, V. Innocente, A. Jafari, P. Janot, O. Karacheban²⁰, J. Kieseler, V. Knünz, A. Kornmayer, M.J. Kortelainen, M. Krammer¹, C. Lange, P. Lecoq, C. Lourenço, M.T. Lucchini, L. Malgeri, M. Mannelli, A. Martelli, F. Meijers, J.A. Merlin, S. Mersi, E. Meschi, P. Milenovic⁴⁵, F. Moortgat, M. Mulders, H. Neugebauer, J. Ngadiuba, S. Orfanelli, L. Orsini, L. Pape, E. Perez, M. Peruzzi, A. Petrilli, G. Petrucciani, A. Pfeiffer, M. Pierini, D. Rabadý, A. Racz, T. Reis, G. Rolandi⁴⁶, M. Rovere, H. Sakulin, C. Schäfer, C. Schwick, M. Seidel, M. Selvaggi, A. Sharma, P. Silva, P. Sphicas⁴⁷, A. Stakia, J. Steggemann, M. Stoye, M. Tosi, D. Treille, A. Triossi, A. Tsirou, V. Veckalns⁴⁸, M. Verweij, W.D. Zeuner

Paul Scherrer Institut, Villigen, Switzerland

W. Bertl[†], L. Caminada⁴⁹, K. Deiters, W. Erdmann, R. Horisberger, Q. Ingram, H.C. Kaestli, D. Kotlinski, U. Langenegger, T. Rohe, S.A. Wiederkehr

ETH Zurich - Institute for Particle Physics and Astrophysics (IPA), Zurich, Switzerland

M. Backhaus, L. Bäni, P. Berger, L. Bianchini, B. Casal, G. Dissertori, M. Dittmar, M. Donegà, C. Dorfer, C. Grab, C. Heidegger, D. Hits, J. Hoss, G. Kasieczka, T. Klijsma,

W. Luster, B. Mangano, M. Marionneau, M.T. Meinhard, D. Meister, F. Micheli, P. Musella, F. Nessi-Tedaldi, F. Pandolfi, J. Pata, F. Pauss, G. Perrin, L. Perrozzi, M. Quitnat, M. Reichmann, D.A. Sanz Becerra, M. Schönenberger, L. Shchutska, V.R. Tavolaro, K. Theofilatos, M.L. Vesterbacka Olsson, R. Wallny, D.H. Zhu

Universität Zürich, Zurich, Switzerland

T.K. Aarrestad, C. AMSler⁵⁰, M.F. Canelli, A. De Cosa, R. Del Burgo, S. Donato, C. Galloni, T. Hreus, B. Kilminster, D. Pinna, G. Rauco, P. Robmann, D. Salerno, K. Schweiger, C. Seitz, Y. Takahashi, A. Zucchetta

National Central University, Chung-Li, Taiwan

V. Candelise, T.H. Doan, Sh. Jain, R. Khurana, C.M. Kuo, W. Lin, A. Pozdnyakov, S.S. Yu

National Taiwan University (NTU), Taipei, Taiwan

Arun Kumar, P. Chang, Y. Chao, K.F. Chen, P.H. Chen, F. Fiori, W.-S. Hou, Y. Hsiung, Y.F. Liu, R.-S. Lu, E. Paganis, A. Psallidas, A. Steen, J.f. Tsai

Chulalongkorn University, Faculty of Science, Department of Physics, Bangkok, Thailand

B. Asavapibhop, K. Kovitanggoon, G. Singh, N. Srimanobhas

Çukurova University, Physics Department, Science and Art Faculty, Adana, Turkey

M.N. Bakirci⁵¹, A. Bat, F. Boran, S. Damarseckin, Z.S. Demiroglu, C. Dozen, S. Girgis, G. Gokbulut, Y. Guler, I. Hos⁵², E.E. Kangal⁵³, O. Kara, U. Kiminsu, M. Oglakci, G. Onengut⁵⁴, K. Ozdemir⁵⁵, S. Ozturk⁵¹, A. Polatoz, B. Tali⁵⁶, U.G. Tok, H. Topakli⁵¹, S. Turkcapar, I.S. Zorbakir, C. Zorbilmez

Middle East Technical University, Physics Department, Ankara, Turkey

B. Bilin, G. Karapinar⁵⁷, K. Ocalan⁵⁸, M. Yalvac, M. Zeyrek

Bogazici University, Istanbul, Turkey

E. Gülmez, M. Kaya⁵⁹, O. Kaya⁶⁰, S. Tekten, E.A. Yetkin⁶¹

Istanbul Technical University, Istanbul, Turkey

M.N. Agaras, S. Atay, A. Cakir, K. Cankocak

Institute for Scintillation Materials of National Academy of Science of Ukraine, Kharkov, Ukraine

B. Grynyov

National Scientific Center, Kharkov Institute of Physics and Technology, Kharkov, Ukraine

L. Levchuk

University of Bristol, Bristol, United Kingdom

F. Ball, L. Beck, J.J. Brooke, D. Burns, E. Clement, D. Cussans, O. Davignon, H. Flacher, J. Goldstein, G.P. Heath, H.F. Heath, L. Kreczko, D.M. Newbold⁶², S. Paramesvaran, T. Sakuma, S. Seif El Nasr-storey, D. Smith, V.J. Smith

Rutherford Appleton Laboratory, Didcot, United Kingdom

A. Belyaev⁶³, C. Brew, R.M. Brown, L. Calligaris, D. Cieri, D.J.A. Cockerill, J.A. Coughlan, K. Harder, S. Harper, E. Olaiya, D. Petyt, C.H. Shepherd-Themistocleous, A. Thea, I.R. Tomalin, T. Williams

Imperial College, London, United Kingdom

G. Auzinger, R. Bainbridge, J. Borg, S. Breeze, O. Buchmuller, A. Bundock, S. Casasso, M. Citron, D. Colling, L. Corpe, P. Dauncey, G. Davies, A. De Wit, M. Della Negra, R. Di Maria, A. Elwood, Y. Haddad, G. Hall, G. Iles, T. James, R. Lane, C. Laner, L. Lyons, A.-M. Magnan, S. Malik, L. Mastrolorenzo, T. Matsushita, J. Nash, A. Nikitenko⁷, V. Palladino, M. Pesaresi, D.M. Raymond, A. Richards, A. Rose, E. Scott, C. Seez, A. Shtipliyski, S. Summers, A. Tapper, K. Uchida, M. Vazquez Acosta⁶⁴, T. Virdee¹⁷, N. Wardle, D. Winterbottom, J. Wright, S.C. Zenz

Brunel University, Uxbridge, United Kingdom

J.E. Cole, P.R. Hobson, A. Khan, P. Kyberd, I.D. Reid, P. Symonds, L. Teodorescu, M. Turner, S. Zahid

Baylor University, Waco, U.S.A.

A. Borzou, K. Call, J. Dittmann, K. Hatakeyama, H. Liu, N. Pastika, C. Smith

Catholic University of America, Washington DC, U.S.A.

R. Bartek, A. Dominguez

The University of Alabama, Tuscaloosa, U.S.A.

A. Buccilli, S.I. Cooper, C. Henderson, P. Rumerio, C. West

Boston University, Boston, U.S.A.

D. Arcaro, A. Avetisyan, T. Bose, D. Gastler, D. Rankin, C. Richardson, J. Rohlf, L. Sulak, D. Zou

Brown University, Providence, U.S.A.

G. Benelli, D. Cutts, A. Garabedian, M. Hadley, J. Hakala, U. Heintz, J.M. Hogan, K.H.M. Kwok, E. Laird, G. Landsberg, J. Lee, Z. Mao, M. Narain, J. Pazzini, S. Piperov, S. Sagir, R. Syarif, D. Yu

University of California, Davis, Davis, U.S.A.

R. Band, C. Brainerd, D. Burns, M. Calderon De La Barca Sanchez, M. Chertok, J. Conway, R. Conway, P.T. Cox, R. Erbacher, C. Flores, G. Funk, M. Gardner, W. Ko, R. Lander, C. Mclean, M. Mulhearn, D. Pellett, J. Pilot, S. Shalhout, M. Shi, J. Smith, D. Stolp, K. Tos, M. Tripathi, Z. Wang

University of California, Los Angeles, U.S.A.

M. Bachtis, C. Bravo, R. Cousins, A. Dasgupta, A. Florent, J. Hauser, M. Ignatenko, N. Mccoll, S. Regnard, D. Saltzberg, C. Schnaible, V. Valuev

University of California, Riverside, Riverside, U.S.A.

E. Bouvier, K. Burt, R. Clare, J. Ellison, J.W. Gary, S.M.A. Ghiasi Shirazi, G. Hanson, J. Heilman, E. Kennedy, F. Lacroix, O.R. Long, M. Olmedo Negrete, M.I. Paneva, W. Si, L. Wang, H. Wei, S. Wimpenny, B. R. Yates

University of California, San Diego, La Jolla, U.S.A.

J.G. Branson, S. Cittolin, M. Derdzinski, R. Gerosa, D. Gilbert, B. Hashemi, A. Holzner, D. Klein, G. Kole, V. Krutelyov, J. Letts, I. Macneill, M. Masciovecchio, D. Olivito, S. Padhi, M. Pieri, M. Sani, V. Sharma, S. Simon, M. Tadel, A. Vartak, S. Wasserbaech⁶⁵, J. Wood, F. Würthwein, A. Yagil, G. Zevi Della Porta

University of California, Santa Barbara - Department of Physics, Santa Barbara, U.S.A.

N. Amin, R. Bhandari, J. Bradmiller-Feld, C. Campagnari, A. Dishaw, V. Dutta, M. Franco Sevilla, C. George, F. Golf, L. Gouskos, J. Gran, R. Heller, J. Incandela, A. Ovcharova, H. Qu, J. Richman, D. Stuart, I. Suarez, J. Yoo

California Institute of Technology, Pasadena, U.S.A.

D. Anderson, A. Bornheim, J.M. Lawhorn, H.B. Newman, T. Nguyen, C. Pena, M. Spiropulu, J.R. Vlimant, S. Xie, Z. Zhang, R.Y. Zhu

Carnegie Mellon University, Pittsburgh, U.S.A.

M.B. Andrews, T. Ferguson, T. Mudholkar, M. Paulini, J. Russ, M. Sun, H. Vogel, I. Vorobiev, M. Weinberg

University of Colorado Boulder, Boulder, U.S.A.

J.P. Cumalat, W.T. Ford, F. Jensen, A. Johnson, M. Krohn, S. Leontsinis, T. Mulholland, K. Stenson, S.R. Wagner

Cornell University, Ithaca, U.S.A.

J. Alexander, J. Chaves, J. Chu, S. Dittmer, K. Mcdermott, N. Mirman, J.R. Patterson, D. Quach, A. Rinkevicius, A. Ryd, L. Skinnari, L. Soffi, S.M. Tan, Z. Tao, J. Thom, J. Tucker, P. Wittich, M. Zientek

Fermi National Accelerator Laboratory, Batavia, U.S.A.

S. Abdullin, M. Albrow, M. Alyari, G. Apollinari, A. Apresyan, A. Apyan, S. Banerjee, L.A.T. Bauerdick, A. Beretvas, J. Berryhill, P.C. Bhat, G. Bolla[†], K. Burkett, J.N. Butler, A. Canepa, G.B. Cerati, H.W.K. Cheung, F. Chlebana, M. Cremonesi, J. Duarte, V.D. Elvira, J. Freeman, Z. Gecse, E. Gottschalk, L. Gray, D. Green, S. Grünendahl, O. Gutsche, R.M. Harris, S. Hasegawa, J. Hirschauer, Z. Hu, B. Jayatilaka, S. Jindariani, M. Johnson, U. Joshi, B. Klima, B. Kreis, S. Lammel, D. Lincoln, R. Lipton, M. Liu, T. Liu, R. Lopes De Sá, J. Lykken, K. Maeshima, N. Magini, J.M. Marraffino, D. Mason, P. McBride, P. Merkel, S. Mrenna, S. Nahn, V. O'Dell, K. Pedro, O. Prokofyev, G. Rakness, L. Ristori, B. Schneider, E. Sexton-Kennedy, A. Soha, W.J. Spalding, L. Spiegel, S. Stoynev, J. Strait, N. Strobbe, L. Taylor, S. Tkaczyk, N.V. Tran, L. Uplegger, E.W. Vaandering, C. Vernieri, M. Verzocchi, R. Vidal, M. Wang, H.A. Weber, A. Whitbeck

University of Florida, Gainesville, U.S.A.

D. Acosta, P. Avery, P. Bortignon, D. Bourilkov, A. Brinkerhoff, A. Carnes, M. Carver, D. Curry, R.D. Field, I.K. Furic, S.V. Gleyzer, B.M. Joshi, J. Konigsberg, A. Korytov, K. Kotov, P. Ma, K. Matchev, H. Mei, G. Mitselmakher, D. Rank, K. Shi, D. Sperka, N. Terentyev, L. Thomas, J. Wang, S. Wang, J. Yelton

Florida International University, Miami, U.S.A.

Y.R. Joshi, S. Linn, P. Markowitz, J.L. Rodriguez

Florida State University, Tallahassee, U.S.A.

A. Ackert, T. Adams, A. Askew, S. Hagopian, V. Hagopian, K.F. Johnson, T. Kolberg, G. Martinez, T. Perry, H. Prosper, A. Saha, A. Santra, V. Sharma, R. Yohay

Florida Institute of Technology, Melbourne, U.S.A.

M.M. Baarmand, V. Bhopatkar, S. Colafranceschi, M. Hohlmann, D. Noonan, T. Roy, F. Yumiceva

University of Illinois at Chicago (UIC), Chicago, U.S.A.

M.R. Adams, L. Apanasevich, D. Berry, R.R. Betts, R. Cavanaugh, X. Chen, O. Evdokimov, C.E. Gerber, D.A. Hangal, D.J. Hofman, K. Jung, J. Kamin, I.D. Sandoval Gonzalez, M.B. Tonjes, H. Trauger, N. Varelas, H. Wang, Z. Wu, J. Zhang

The University of Iowa, Iowa City, U.S.A.

B. Bilki⁶⁶, W. Clarida, K. Dilsiz⁶⁷, S. Durgut, R.P. Gandrajula, M. Haytmyradov, V. Khristenko, J.-P. Merlo, H. Mermerkaya⁶⁸, A. Mestvirishvili, A. Moeller, J. Nachtman, H. Ogul⁶⁹, Y. Onel, F. Ozok⁷⁰, A. Penzo, C. Snyder, E. Tiras, J. Wetzel, K. Yi

Johns Hopkins University, Baltimore, U.S.A.

B. Blumenfeld, A. Cocoros, N. Eminizer, D. Fehling, L. Feng, A.V. Gritsan, P. Maksimovic, J. Roskes, U. Sarica, M. Swartz, M. Xiao, C. You

The University of Kansas, Lawrence, U.S.A.

A. Al-bataineh, P. Baringer, A. Bean, S. Boren, J. Bowen, J. Castle, S. Khalil, A. Kropivnitskaya, D. Majumder, W. Mcbrayer, M. Murray, C. Royon, S. Sanders, E. Schmitz, J.D. Tapia Takaki, Q. Wang

Kansas State University, Manhattan, U.S.A.

A. Ivanov, K. Kaadze, Y. Maravin, A. Mohammadi, L.K. Saini, N. Skhirtladze, S. Toda

Lawrence Livermore National Laboratory, Livermore, U.S.A.

F. Rebassoo, D. Wright

University of Maryland, College Park, U.S.A.

C. Anelli, A. Baden, O. Baron, A. Belloni, B. Calvert, S.C. Eno, Y. Feng, C. Ferraioli, N.J. Hadley, S. Jabeen, G.Y. Jeng, R.G. Kellogg, J. Kunkle, A.C. Mignerey, F. Ricci-Tam, Y.H. Shin, A. Skuja, S.C. Tonwar

Massachusetts Institute of Technology, Cambridge, U.S.A.

D. Abercrombie, B. Allen, V. Azzolini, R. Barbieri, A. Baty, R. Bi, S. Brandt, W. Busza, I.A. Cali, M. D'Alfonso, Z. Demiragli, G. Gomez Ceballos, M. Goncharov, D. Hsu, M. Hu, Y. Iiyama, G.M. Innocenti, M. Klute, D. Kovalskyi, Y.S. Lai, Y.-J. Lee, A. Levin, P.D. Luckey, B. Maier, A.C. Marini, C. McGinn, C. Mironov, S. Narayanan, X. Niu, C. Paus, C. Roland, G. Roland, J. Salfeld-Nebgen, G.S.F. Stephans, K. Tatar, D. Velicanu, J. Wang, T.W. Wang, B. Wyslouch

University of Minnesota, Minneapolis, U.S.A.

A.C. Benvenuti, R.M. Chatterjee, A. Evans, P. Hansen, J. Hiltbrand, S. Kalafut, Y. Kubota, Z. Lesko, J. Mans, S. Nourbakhsh, N. Ruckstuhl, R. Rusack, J. Turkewitz, M.A. Wadud

University of Mississippi, Oxford, U.S.A.

J.G. Acosta, S. Oliveros

University of Nebraska-Lincoln, Lincoln, U.S.A.

E. Avdeeva, K. Bloom, D.R. Claes, C. Fangmeier, R. Gonzalez Suarez, R. Kamalieddin, I. Kravchenko, J. Monroy, J.E. Siado, G.R. Snow, B. Stieger

State University of New York at Buffalo, Buffalo, U.S.A.

J. Dolen, A. Godshalk, C. Harrington, I. Iashvili, D. Nguyen, A. Parker, S. Rappoccio, B. Roozbahani

Northeastern University, Boston, U.S.A.

G. Alverson, E. Barberis, A. Hortiangtham, A. Massironi, D.M. Morse, T. Orimoto, R. Teixeira De Lima, D. Trocino, D. Wood

Northwestern University, Evanston, U.S.A.

S. Bhattacharya, O. Charaf, K.A. Hahn, N. Mucia, N. Odell, B. Pollack, M.H. Schmitt, K. Sung, M. Trovato, M. Velasco

University of Notre Dame, Notre Dame, U.S.A.

N. Dev, M. Hildreth, K. Hurtado Anampa, C. Jessop, D.J. Karmgard, N. Kellams, K. Lannon, N. Loukas, N. Marinelli, F. Meng, C. Mueller, Y. Musienko³⁸, M. Planer, A. Reinsvold, R. Ruchti, G. Smith, S. Taroni, M. Wayne, M. Wolf, A. Woodard

The Ohio State University, Columbus, U.S.A.

J. Alimena, L. Antonelli, B. Bylsma, L.S. Durkin, S. Flowers, B. Francis, A. Hart, C. Hill, W. Ji, B. Liu, W. Luo, B.L. Winer, H.W. Wulsin

Princeton University, Princeton, U.S.A.

S. Cooperstein, O. Driga, P. Elmer, J. Hardenbrook, P. Hebda, S. Higginbotham, D. Lange, J. Luo, D. Marlow, K. Mei, I. Ojalvo, J. Olsen, C. Palmer, P. Piroué, D. Stickland, C. Tully

University of Puerto Rico, Mayaguez, U.S.A.

S. Malik, S. Norberg

Purdue University, West Lafayette, U.S.A.

A. Barker, V.E. Barnes, S. Das, S. Folgueras, L. Gutay, M.K. Jha, M. Jones, A.W. Jung, A. Khatiwada, D.H. Miller, N. Neumeister, C.C. Peng, H. Qiu, J.F. Schulte, J. Sun, F. Wang, W. Xie

Purdue University Northwest, Hammond, U.S.A.

T. Cheng, N. Parashar, J. Stupak

Rice University, Houston, U.S.A.

A. Adair, Z. Chen, K.M. Ecklund, S. Freed, F.J.M. Geurts, M. Guilbaud, M. Kilpatrick, W. Li, B. Michlin, M. Northup, B.P. Padley, J. Roberts, J. Rorie, W. Shi, Z. Tu, J. Zabel, A. Zhang

University of Rochester, Rochester, U.S.A.

A. Bodek, P. de Barbaro, R. Demina, Y.t. Duh, T. Ferbel, M. Galanti, A. Garcia-Bellido, J. Han, O. Hindrichs, A. Khukhunaishvili, K.H. Lo, P. Tan, M. Verzetti

The Rockefeller University, New York, U.S.A.

R. Ciesielski, K. Goulianos, C. Mesropian

Rutgers, The State University of New Jersey, Piscataway, U.S.A.

A. Agapitos, J.P. Chou, Y. Gershtein, T.A. Gómez Espinosa, E. Halkiadakis, M. Heindl, E. Hughes, S. Kaplan, R. Kunnawalkam Elayavalli, S. Kyriacou, A. Lath, R. Montalvo, K. Nash, M. Osherson, H. Saka, S. Salur, S. Schnetzer, D. Sheffield, S. Somalwar, R. Stone, S. Thomas, P. Thomassen, M. Walker

University of Tennessee, Knoxville, U.S.A.

A.G. Delannoy, M. Foerster, J. Heideman, G. Riley, K. Rose, S. Spanier, K. Thapa

Texas A&M University, College Station, U.S.A.

O. Bouhali⁷¹, A. Castaneda Hernandez⁷¹, A. Celik, M. Dalchenko, M. De Mattia, A. Delgado, S. Dildick, R. Eusebi, J. Gilmore, T. Huang, T. Kamon⁷², R. Mueller, Y. Pakhotin, R. Patel, A. Perloff, L. Perniè, D. Rathjens, A. Safonov, A. Tatarinov, K.A. Ulmer

Texas Tech University, Lubbock, U.S.A.

N. Akchurin, J. Damgov, F. De Guio, P.R. Duderov, J. Faulkner, E. Gурpinar, S. Kunori, K. Lamichhane, S.W. Lee, T. Libeiro, T. Mengke, S. Muthumuni, T. Peltola, S. Undleeb, I. Volobouev, Z. Wang

Vanderbilt University, Nashville, U.S.A.

S. Greene, A. Gurrola, R. Janjam, W. Johns, C. Maguire, A. Melo, H. Ni, K. Padeken, P. Sheldon, S. Tuo, J. Velkovska, Q. Xu

University of Virginia, Charlottesville, U.S.A.

M.W. Arenton, P. Barria, B. Cox, R. Hirosky, M. Joyce, A. Ledovskoy, H. Li, C. Neu, T. Sinthuprasith, Y. Wang, E. Wolfe, F. Xia

Wayne State University, Detroit, U.S.A.

R. Harr, P.E. Karchin, N. Poudyal, J. Sturdy, P. Thapa, S. Zaleski

University of Wisconsin — Madison, Madison, WI, U.S.A.

M. Brodski, J. Buchanan, C. Caillol, S. Dasu, L. Dodd, S. Duric, B. Gomber, M. Grothe, M. Herndon, A. Hervé, U. Hussain, P. Klabbers, A. Lanaro, A. Levine, K. Long, R. Loveless, G. Polese, T. Ruggles, A. Savin, N. Smith, W.H. Smith, D. Taylor, N. Woods

†: Deceased

- 1: Also at Vienna University of Technology, Vienna, Austria
- 2: Also at State Key Laboratory of Nuclear Physics and Technology, Peking University, Beijing, China
- 3: Also at IRFU, CEA, Université Paris-Saclay, Gif-sur-Yvette, France
- 4: Also at Universidade Estadual de Campinas, Campinas, Brazil
- 5: Also at Universidade Federal de Pelotas, Pelotas, Brazil
- 6: Also at Université Libre de Bruxelles, Bruxelles, Belgium
- 7: Also at Institute for Theoretical and Experimental Physics, Moscow, Russia
- 8: Also at Joint Institute for Nuclear Research, Dubna, Russia
- 9: Also at Helwan University, Cairo, Egypt
- 10: Now at Zewail City of Science and Technology, Zewail, Egypt
- 11: Now at Fayoum University, El-Fayoum, Egypt
- 12: Also at British University in Egypt, Cairo, Egypt
- 13: Now at Ain Shams University, Cairo, Egypt
- 14: Also at Université de Haute Alsace, Mulhouse, France
- 15: Also at Skobeltsyn Institute of Nuclear Physics, Lomonosov Moscow State University, Moscow, Russia
- 16: Also at Tbilisi State University, Tbilisi, Georgia
- 17: Also at CERN, European Organization for Nuclear Research, Geneva, Switzerland
- 18: Also at RWTH Aachen University, III. Physikalisches Institut A, Aachen, Germany
- 19: Also at University of Hamburg, Hamburg, Germany
- 20: Also at Brandenburg University of Technology, Cottbus, Germany
- 21: Also at MTA-ELTE Lendület CMS Particle and Nuclear Physics Group, Eötvös Loránd University, Budapest, Hungary
- 22: Also at Institute of Nuclear Research ATOMKI, Debrecen, Hungary
- 23: Also at Institute of Physics, University of Debrecen, Debrecen, Hungary
- 24: Also at Indian Institute of Technology Bhubaneswar, Bhubaneswar, India
- 25: Also at Institute of Physics, Bhubaneswar, India
- 26: Also at University of Visva-Bharati, Santiniketan, India
- 27: Also at University of Ruhuna, Matara, Sri Lanka
- 28: Also at Isfahan University of Technology, Isfahan, Iran
- 29: Also at Yazd University, Yazd, Iran
- 30: Also at Plasma Physics Research Center, Science and Research Branch, Islamic Azad University, Tehran, Iran
- 31: Also at Università degli Studi di Siena, Siena, Italy
- 32: Also at INFN Sezione di Milano-Bicocca; Università di Milano-Bicocca, Milano, Italy
- 33: Also at Purdue University, West Lafayette, U.S.A.
- 34: Also at International Islamic University of Malaysia, Kuala Lumpur, Malaysia
- 35: Also at Malaysian Nuclear Agency, MOSTI, Kajang, Malaysia
- 36: Also at Consejo Nacional de Ciencia y Tecnología, Mexico city, Mexico
- 37: Also at Warsaw University of Technology, Institute of Electronic Systems, Warsaw, Poland

- 38: Also at Institute for Nuclear Research, Moscow, Russia
- 39: Now at National Research Nuclear University 'Moscow Engineering Physics Institute' (MEPhI), Moscow, Russia
- 40: Also at St. Petersburg State Polytechnical University, St. Petersburg, Russia
- 41: Also at University of Florida, Gainesville, U.S.A.
- 42: Also at P.N. Lebedev Physical Institute, Moscow, Russia
- 43: Also at Budker Institute of Nuclear Physics, Novosibirsk, Russia
- 44: Also at Faculty of Physics, University of Belgrade, Belgrade, Serbia
- 45: Also at University of Belgrade, Faculty of Physics and Vinca Institute of Nuclear Sciences, Belgrade, Serbia
- 46: Also at Scuola Normale e Sezione dell'INFN, Pisa, Italy
- 47: Also at National and Kapodistrian University of Athens, Athens, Greece
- 48: Also at Riga Technical University, Riga, Latvia
- 49: Also at Universität Zürich, Zurich, Switzerland
- 50: Also at Stefan Meyer Institute for Subatomic Physics (SMI), Vienna, Austria
- 51: Also at Gaziosmanpasa University, Tokat, Turkey
- 52: Also at Istanbul Aydin University, Istanbul, Turkey
- 53: Also at Mersin University, Mersin, Turkey
- 54: Also at Cag University, Mersin, Turkey
- 55: Also at Piri Reis University, Istanbul, Turkey
- 56: Also at Adiyaman University, Adiyaman, Turkey
- 57: Also at Izmir Institute of Technology, Izmir, Turkey
- 58: Also at Necmettin Erbakan University, Konya, Turkey
- 59: Also at Marmara University, Istanbul, Turkey
- 60: Also at Kafkas University, Kars, Turkey
- 61: Also at Istanbul Bilgi University, Istanbul, Turkey
- 62: Also at Rutherford Appleton Laboratory, Didcot, United Kingdom
- 63: Also at School of Physics and Astronomy, University of Southampton, Southampton, United Kingdom
- 64: Also at Instituto de Astrofísica de Canarias, La Laguna, Spain
- 65: Also at Utah Valley University, Orem, U.S.A.
- 66: Also at Beykent University, Istanbul, Turkey
- 67: Also at Bingol University, Bingol, Turkey
- 68: Also at Erzincan University, Erzincan, Turkey
- 69: Also at Sinop University, Sinop, Turkey
- 70: Also at Mimar Sinan University, Istanbul, Istanbul, Turkey
- 71: Also at Texas A&M University at Qatar, Doha, Qatar
- 72: Also at Kyungpook National University, Daegu, Korea