



Original Contribution

Mode of Delivery and Asthma at School Age in 9 European Birth Cohorts

Franca Rusconi*, Daniela Zugna, Isabella Annesi-Maesano, Nour Baiz, Henrique Barros, Sofia Correia, Liesbeth Duijts, Francesco Forastiere, Hazel Inskip, Cecily C. Kelleher, Pernille S. Larsen, Monique Mommers, Anne-Marie Nybo Andersen, John Penders, Katharine Pike, Daniela Porta, Agnes Sonnenschein-van der Voort, Jordi Sunyer, Maties Torrent, Karien Viljoen, Martine Vrijheid, Lorenzo Richiardi, and Claudia Galassi

* Correspondence to Dr. Franca Rusconi, Epidemiology Unit, Anna Meyer Children's University Hospital, Viale Pieraccini 24, 50139 Florence, Italy (e-mail: franca.rusconi@meyer.it).

Initially submitted November 27, 2015; accepted for publication July 26, 2016.

Evidence on the association between mode of delivery and asthma at school age is inconclusive. We assessed the associations between specific modes of delivery and asthma in children from 9 European birth cohorts that enrolled participants between 1996 and 2006. Cohort-specific crude and adjusted risk ratios for asthma at ages 5–9 years were calculated using Poisson regression models and pooled. A sensitivity analysis was carried out in children born at term to reduce confounding due to perinatal factors. The study included 67,613 participants. Cohort-specific rates of cesarean delivery varied from 9.4% to 37.5%. Cesarean delivery, as opposed to vaginal delivery, was associated with an increased risk of asthma (adjusted risk ratio (aRR) = 1.22, 95% confidence interval (CI): 1.02, 1.46). Compared with spontaneous vaginal delivery, the adjusted risk ratio was 1.33 (95% CI: 1.02, 1.75) for elective cesarean delivery, 1.07 (95% CI: 0.94, 1.22) for emergency cesarean delivery, and 0.97 (95% CI: 0.84, 1.12) for operative vaginal delivery. In children born at term, the associations were strengthened only for elective cesarean delivery (aRR = 1.49, 95% CI: 1.13, 1.97). The large sample size allowed analysis of the associations between specific modes of delivery and asthma at school age. The increased risk of asthma associated with elective cesarean delivery, especially among children born at term, is relevant in counteracting the increasing use of this procedure, which is often performed without a clear medical indication.

asthma; cesarean delivery; child; cohort studies

Abbreviations: aRR, adjusted risk ratio; CHICOS, Developing a Child Cohort Research Strategy for Europe; CI, confidence interval; DNBC, Danish National Birth Cohort; EDEN, Etude des Déterminants pré et post natus du Développement et de la Santé de l'Enfant; GASPII, Genetica e Ambiente: Studio Prospettico sull'Infanzia in Italia; INMA, Infancia y Medio Ambiente (Environment and Childhood) Project; KOALA, Child, Parents and Health: Lifestyle and Genetic Constitution; OR, odds ratio.

There is increasing evidence that aspects of the prenatal and perinatal environment are involved in the etiology of several chronic disorders, including respiratory disorders (1). In 2 meta-analyses published in 2007 and 2008, investigators found a 20% increased risk of asthma among children delivered by cesarean section (2, 3). More recently, other studies, based on prospective birth cohorts or registers linking asthma risk to cesarean delivery, have found inconsistent results: Cesarean delivery has been found to be associated, not associated, or associated only in selected populations

(such as allergic mothers) with wheezing or asthma in children (4–12). Only a few of these studies could distinguish between different modes of delivery (4, 7–9, 11, 12), again with inconsistent results between emergency and elective cesarean section. Some of these inconsistencies might also arise from difficulties in controlling for confounding, especially for complications in pregnancy, and perinatal factors. There is much less information on the risk of asthma associated with other obstetrical interventions leading to vaginal delivery; in a recent study on forceps delivery, Hancox et al. (13) found

an association which weakened after controlling for confounders.

As was underlined in a recent editorial (14), the issues of long-term associations of emergency and elective cesarean delivery with asthma or allergic diseases and whether a causal association between mode of delivery and these outcomes exists are still far from being resolved. The problem lies in the fact that there are many potential factors influencing the choice of mode of delivery, including prepregnancy, pregnancy, and perinatal medical factors, as well as preferences of the pregnant woman and clinical practice patterns (15).

The rate of cesarean delivery has continued to increase in low-, middle-, and high-income countries, largely exceeding the recommendations of the World Health Organization, which indicated that the procedure might be appropriate in up to 15% of deliveries (16). At least in high-income countries, the increased rate is mainly due to a rise in elective cesarean delivery, often without a medical indication. It could therefore be of primary interest for clinicians to know whether elective cesarean delivery is associated with an increased risk of a widespread disease like asthma.

In the present study, we assessed the association between mode of delivery and current asthma in school-age children, pooling individual data from several prospective European birth cohort studies participating in the CHICOS (Developing a Child Cohort Research Strategy for Europe) Project (<http://chicosproject.eu/>), to obtain robust results across heterogeneous settings and to achieve sufficient statistical power to disentangle the associations between different modes of delivery and asthma. We controlled for several potential confounders by adjustment, and we reduced unmeasured confounding by restricting the analysis to infants born at term.

METHODS

Potential cohorts to be included were identified through the birth cohort inventories Birthcohorts.net (www.birthcohorts.net) (17) and Environmental Health Risks in European Birth Cohorts (<http://www.enrieco.org/>) (18) and through direct contact with researchers participating in the European CHICOS Project. Birth cohorts were eligible if enrollment had started after 1990 and if the investigators possessed suitable information on both mode of delivery and current asthma in children at early school age.

Cohorts that agreed to participate and met the inclusion criteria were: the Danish National Birth Cohort (DNBC) (Denmark) (19); l'Étude des Déterminants pré et post natus du Développement et de la Santé de l'Enfant (EDEN) (Nancy and Poitiers, France) (20); Genetica e Ambiente: Studio Prospettico sull'Infanzia in Italia (GASPII) (Rome, Italy) (21); the Generation R Study (Rotterdam, the Netherlands) (22); Generation XXI (Porto, Portugal) (23); the Infancia y Medio Ambiente (Environment and Childhood) Project (INMA) (Spain; Menorca site only) (24); Child, Parents and Health: Lifestyle and Genetic Constitution (KOALA) (the Netherlands) (25); Lifeways Cross-Generation Cohort Study (Lifeways) (Dublin and Galway, Ireland) (26); and the

Southampton Women's Survey (Southampton, United Kingdom) (27). Multiple births were excluded from the analysis, since mode of delivery and current asthma prevalence may differ between multiples and singletons.

All original cohort studies were approved by their local ethical committees, and investigators provided written informed consent to use their data.

Exposure and outcome assessment

Mode of delivery was classified as spontaneous vaginal, operative vaginal, elective cesarean, or emergency cesarean. The INMA Menorca and KOALA cohort investigators collected data on mode of delivery categorized only as vaginal or cesarean, without further specifications. For most cohorts, information on mode of delivery was extracted from obstetrical records, while for the DNBC cohort it was obtained through linkage with the National Hospital Discharge Registry, and for INMA Menorca and KOALA it was collected using maternal self-administered questionnaires.

For all of the cohorts, information on asthma and wheezing symptoms was obtained from a parental questionnaire filled in when the child was between the ages of 5 and 9 years. Current asthma was defined as ever occurrence of asthma and wheezing or whistling in the chest during the last 12 months, based on questions derived from the International Study on Asthma and Allergy in Childhood (ISAAC) (28). The Lifeways investigators collected information on ever having asthma and asthmatic symptoms in the last 12 months, instead of wheezing.

Statistical analysis

A pooled analysis of primary data from the cohorts was performed using a 2-stage approach: Cohort-specific risk ratios with 95% confidence intervals were calculated using Poisson regression models and then pooled to obtain an overall summary risk ratio using the DerSimonian and Laird random-effects method (29). The multivariable risk ratios were adjusted for several maternal characteristics—namely, country of birth, education, smoking during pregnancy, asthma, parity, age at child's birth, body mass index (calculated as the ratio of weight (kg) to squared height (m²)) before pregnancy, hypertensive disorders of pregnancy, and diabetes (defined as either chronic diabetes before pregnancy or overt diabetes or glucose intolerance during pregnancy). Additionally, adjustment was made for birth year, sex, gestational age of the infant, and weight for gestational age, calculated according to Fenton fetal-infant growth charts (30) and defined as adequate, small, or large for gestational age. First, we estimated the association between cesarean delivery (vs. vaginal delivery) and current asthma at school age by including all participating cohorts, and then we estimated the association between operative vaginal, elective, and emergency cesarean delivery (vs. spontaneous vaginal delivery) and current asthma by excluding cohorts without the specific data (INMA Menorca, KOALA). Finally, we conducted 2 sensitivity analyses restricted to: 1) children born at term (gestational age of 37–41 weeks), in

order to reduce unmeasured confounding (e.g., other maternal complications arising during pregnancy and at birth), and 2) children born to mothers or fathers with asthma or hay fever. Participants with missing values for the outcome, exposure, or potential confounders were excluded; robust variance was estimated in the cohort-specific analysis to allow for intragroup correlation, because women may have participated in the cohort studies with more than 1 pregnancy. Pooled analyses were performed both by excluding the DNBC cohort and by including the DNBC cohort, because of its relatively large sample size. Statistical analysis was performed using the statistical software STATA 12.1 (StataCorp LP, College Station, Texas).

RESULTS

Characteristics of the cohort participants are shown in Table 1. The total number of children with available information on current asthma at school age was 67,613. Descriptive characteristics of the cohorts in terms of outcome and exposures are reported in Web Table 1 (available at <http://aje.oxfordjournals.org/>); the distribution of potential confounders of the association between mode of delivery and asthma is given in Web Table 2. Most of these variables were distributed heterogeneously between the cohorts (χ^2 test for heterogeneity: $P < 0.01$). The prevalence of current asthma varied from 3.3% in the Generation R Study and the KOALA cohort to 11.3% in the Lifeways cohort. As expected, spontaneous vaginal delivery was the most common mode of delivery in all of the cohorts, varying from 47.9% in the Generation XXI cohort to 79% in the KOALA cohort. The rate of cesarean delivery varied from 9.4% in the Southampton Women's Survey cohort to 37.5% in the Generation XXI cohort. The proportions of different modes of delivery in the cohort studies that had this information also varied greatly: The prevalence of operative vaginal delivery varied

from 5.9% in the INMA Menorca cohort to 18.7% in the Generation R cohort; the prevalence of elective cesarean delivery varied from 4.7% in the Lifeways cohort to 17.8% in the GASPII cohort; and the prevalence of emergency cesarean delivery varied from 1.4% in the Southampton cohort to 20.2% in the Generation XXI cohort.

Overall crude and adjusted risk ratios for the associations between different modes of delivery and current asthma in children are shown in Table 2, while cohort-specific crude and adjusted risk ratios are reported in Web Table 3. In the pooled analysis, cesarean delivery, as opposed to vaginal delivery, was associated with a 22% increased risk of current asthma in children (95% confidence interval (CI): 2, 46) (Figure 1). As for different modes of delivery, in comparison with spontaneous vaginal delivery the risk ratio for current asthma among children born by elective cesarean delivery was 1.33 (95% CI: 1.02, 1.75) (Figure 2), and among children born by emergency cesarean delivery it was 1.07 (95% CI: 0.94, 1.22) (Figure 3). There was no evidence of an association between operative vaginal delivery and current asthma (adjusted risk ratio (aRR) = 0.97, 95% CI: 0.84, 1.12) (Figure 4). When the DNBC cohort was excluded, a higher risk ratio was observed both for cesarean delivery (aRR = 1.32, 95% CI: 1.04, 1.68) compared with vaginal delivery and for elective cesarean delivery (aRR = 1.47, 95% CI: 1.02, 2.12) compared with spontaneous vaginal delivery.

When we restricted the analysis to children born at term (50,768 out of 57,884 children included in the analyses), the risk ratio for current asthma did not change in comparison with the main analysis for operative vaginal delivery (aRR = 0.94, 95% CI: 0.75, 1.18) or emergency cesarean delivery (aRR = 1.07, 95% CI: 0.91, 1.24), but it increased for children born by elective cesarean delivery (aRR = 1.49, 95% CI: 1.13, 1.97) (Figure 5). After the exclusion of the DNBC cohort, these results were confirmed for operative vaginal (aRR = 0.91, 95% CI: 0.62, 1.33) and emergency

Table 1. Characteristics of Participants in 9 European Birth Cohorts Included in a Study of Mode of Delivery and School-Age (5–9 Years) Asthma (Years of Enrollment, 1996–2006)

Cohort and Reference No.	Country	Enrollment		No. of Participants ^a
		Years	Developmental Period	
DNBC (19)	Denmark	1996–2002	Pregnancy	52,351
EDEN (20)	France	2003–2006	Pregnancy	1,122
GASPII (21)	Italy	2003–2004	Birth	455
Generation R (22)	Netherlands	2001–2006	Pregnancy/birth	4,338
Generation XXI (23)	Portugal	2005–2006	Pregnancy/birth	5,696
INMA Menorca (24)	Spain	1997–1998	Pregnancy	444
KOALA (25)	Netherlands	2000–2003	Pregnancy	1,842
Lifeways (26)	Ireland	2001–2003	Pregnancy	426
SWS (27)	United Kingdom	1998–2002	Prepregnancy	939

Abbreviations: DNBC, Danish National Birth Cohort; EDEN, Etude des Déterminants pré et post natals du Développement et de la Santé de l'Enfant; GASPII, Genetica e Ambiente: Studio Prospettico sull'Infanzia in Italia; INMA, Infancia y Medio Ambiente (Environment and Childhood) Project; KOALA, Child, Parents and Health: Lifestyle and Genetic Constitution; Lifeways, Lifeways Cross-Generation Cohort Study; SWS, Southampton Women's Survey.

^a Number of children with information on current asthma at school age.

Table 2. Crude and Adjusted Risk Ratios for Current Asthma at School Age (5–9 Years) by Mode of Delivery in 9 European Birth Cohorts (Years of Enrollment, 1996–2006)

Mode of Delivery	Risk of School-Age Asthma			
	Crude RR	95% CI	Adjusted ^a RR	95% CI
Vaginal	1.00	Referent	1.00	Referent
Cesarean	1.30	1.10, 1.55	1.22	1.02, 1.46
Spontaneous vaginal	1.00	Referent	1.00	Referent
Operative vaginal	0.89	0.70, 1.13	0.97	0.84, 1.12
Elective cesarean	1.37	1.10, 1.72	1.33	1.02, 1.75
Emergency cesarean	1.12	0.86, 1.44	1.07	0.94, 1.22

Abbreviations: CI, confidence interval, RR, risk ratio.

^a Adjusted for country of birth, maternal education, smoking during pregnancy, asthma, parity, age at child's birth, prepregnancy body mass index (weight (kg)/height (m)²), hypertensive disorders of pregnancy, diabetes, birth year, gestational age of infant, infant sex, and weight for gestational age.

cesarean (aRR = 1.04, 95% CI: 0.75, 1.45) delivery and were emphasized for elective cesarean delivery (aRR = 1.63, 95% CI: 1.12, 2.38).

No difference in risk ratio estimates was observed when considering children born to mothers or fathers with asthma or hay fever, although confidence intervals were larger due to lower numbers of subjects (data not shown).

No evidence of heterogeneity in the estimated risk ratios was observed among the cohorts (all *P*'s for heterogeneity > 0.05).

DISCUSSION

We investigated the association between mode of delivery and asthma at early school age by combining data from 9 prospective birth cohort studies carried out in Europe and found that cesarean delivery is associated with an increased risk of current asthma in children in comparison with vaginal delivery. An increased risk of current asthma at early school age was observed among children born by elective cesarean section when compared with spontaneous vaginal delivery, and the risk was even higher in the subset of infants born at term. No increased risk of current asthma was found either for emergency cesarean delivery or for operative vaginal delivery.

Potential mechanisms which could explain the association between cesarean delivery and subsequent asthma and allergy have been recently reviewed (31). Findings from a number of recent (albeit limited in size) longitudinal studies (32–35) in different populations support previous sparse findings (36) that cesarean delivery is associated with disturbed gut colonization patterns up to 12–24 months of age. In one of these studies, infants born through cesarean delivery also had lower levels of T-helper 1-associated chemokines in blood (33). A body of literature in adults has established associations between dysbiosis of the gut microbiome and a wide variety of conditions and diseases, such as obesity, diabetes, and inflammatory bowel diseases (37). Although

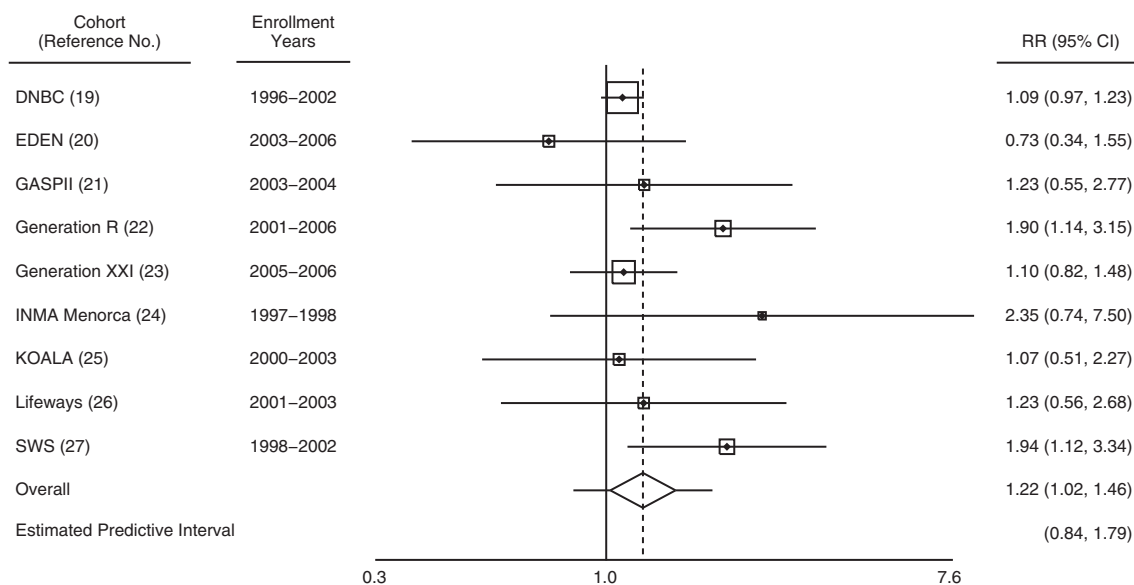


Figure 1. Association between cesarean delivery and current asthma among children in 9 European birth cohorts (years of enrollment, 1996–2006). The graph shows cohort-specific and pooled mutually adjusted risk ratios (RRs); horizontal lines represent 95% confidence intervals (CIs). Percentage of between-studies heterogeneity: $I^2 = 27.0\%$, $P = 0.204$. DNBC, Danish National Birth Cohort; EDEN, Etude des Déterminants pré et post natals du Développement et de la Santé de l'Enfant; GASPII, Genetica e Ambiente: Studio Prospettico sull'Infanzia in Italia; INMA, Infancia y Medio Ambiente (Environment and Childhood) Project; KOALA, Child, Parents and Health: Lifestyle and Genetic Constitution; Lifeways, Lifeways Cross-Generation Cohort Study; SWS, Southampton Women's Survey.

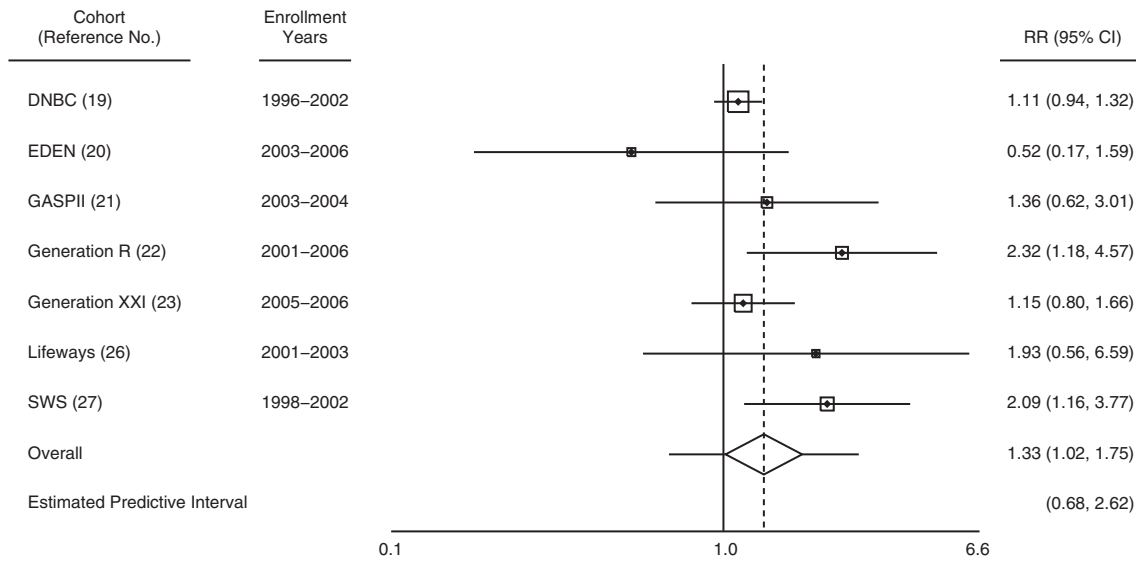


Figure 2. Association between elective cesarean delivery and current asthma among children in 9 European birth cohorts (years of enrollment, 1996–2006). The graph shows cohort-specific and pooled mutually adjusted risk ratios (RRs); horizontal lines represent 95% confidence intervals (CIs). Percentage of between-studies heterogeneity: $I^2 = 44.0\%$, $P = 0.098$. DNBC, Danish National Birth Cohort; EDEN, Etude des Déterminants pré et post natalis du Développement et de la Santé de l’Enfant; GASPII, Genetica e Ambiente: Studio Prospettico sull’Infanzia in Italia; Lifeways, Lifeways Cross-Generation Cohort Study; SWS, Southampton Women’s Survey.

comparatively little is known about associations in children, novel investigation of the neonatal and infant gut microbiome is focused on regulation of immune defense that coevolves with the developing microbiome early in life (37).

Another mechanism that may underlie the differences in immune responses between cesarean delivery and vaginal delivery may be altered levels of stress hormones at birth.

Infants delivered by cesarean section before the onset of labor lack the “normal” surge of stress hormones (38). These potential mechanisms may be more influential in elective cesarean delivery than in emergency cesarean delivery (31) because, contrary to the former, emergency cesarean delivery often occurs after the onset of the labor, and hence there may be exposure to vaginal microflora and both maternal

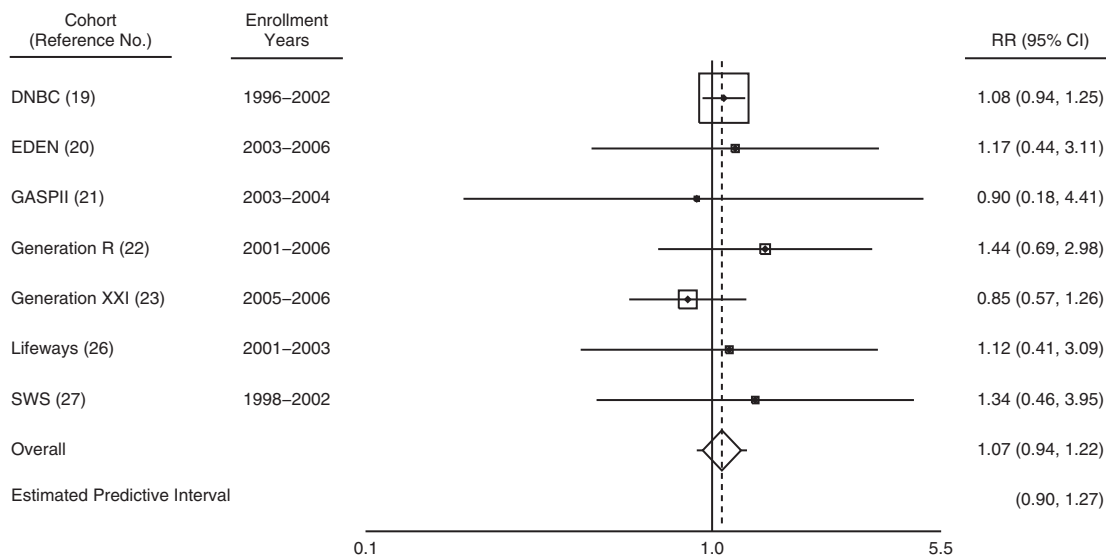


Figure 3. Association between emergency cesarean delivery and current asthma among children in 9 European birth cohorts (years of enrollment, 1996–2006). The graph shows cohort-specific and pooled mutually adjusted risk ratios (RRs); horizontal lines represent 95% confidence intervals (CIs). Percentage of between-studies heterogeneity: $I^2 = 0.0\%$, $P = 0.898$. DNBC, Danish National Birth Cohort; EDEN, Etude des Déterminants pré et post natalis du Développement et de la Santé de l’Enfant; GASPII, Genetica e Ambiente: Studio Prospettico sull’Infanzia in Italia; Lifeways, Lifeways Cross-Generation Cohort Study; SWS, Southampton Women’s Survey.

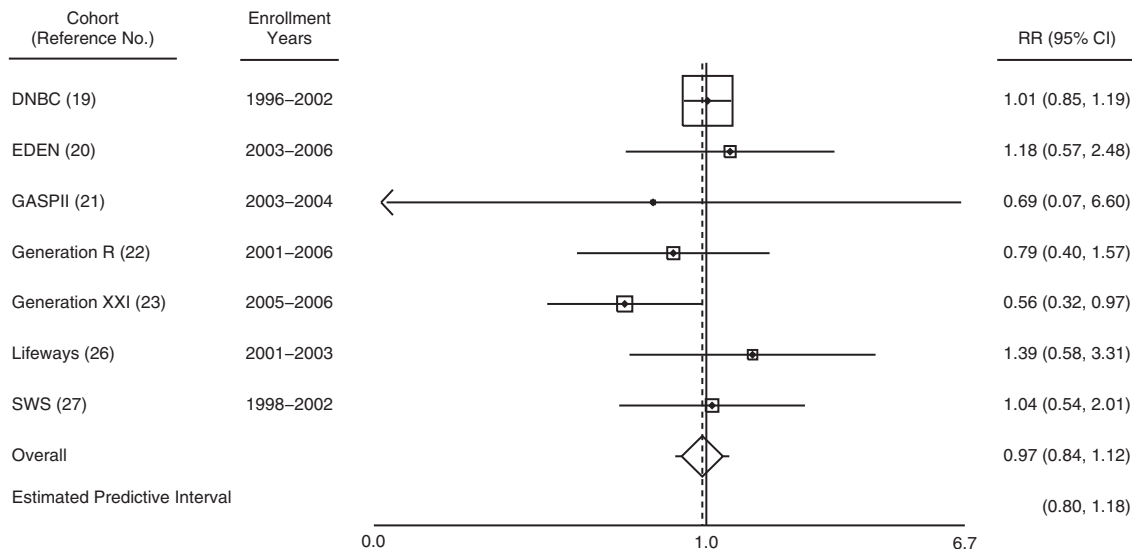


Figure 4. Association between operative vaginal delivery and current asthma among children in 9 European birth cohorts (years of enrollment, 1996–2006). The graph shows cohort-specific and pooled mutually adjusted risk ratios (RRs); horizontal lines represent 95% confidence intervals (CIs). Percentage of between-studies heterogeneity: $I^2 = 0.0\%$, $P = 0.488$. DNBC, Danish National Birth Cohort; EDEN, Etude des Déterminants pré et post natals du Développement et de la Santé de l’Enfant; GASPII, Genetica e Ambiente: Studio Prospettico sull’Infanzia in Italia; Lifeways, Lifeways Cross-Generation Cohort Study; SWS, Southampton Women’s Survey.

and fetal stress. Furthermore, recent data suggest that in a population of infants born at term from uncomplicated pregnancies, elective cesarean delivery, as opposed to vaginal delivery, is associated with epigenetic alterations of neonatal CD34-positive hematopoietic stem cells, involving differential DNA methylation of genes/gene regions relevant for later immune-mediated diseases (39).

In a meta-analysis published in 2015, Huang et al. (40) investigated the association between specific modes of delivery and the prevalence of childhood asthma. They found a 20% increase in the risk of asthma among children delivered by elective and emergency cesarean section and a 7% increase in children born by operative vaginal delivery. However, as the authors underlined, the meta-analysis was affected by heterogeneity between

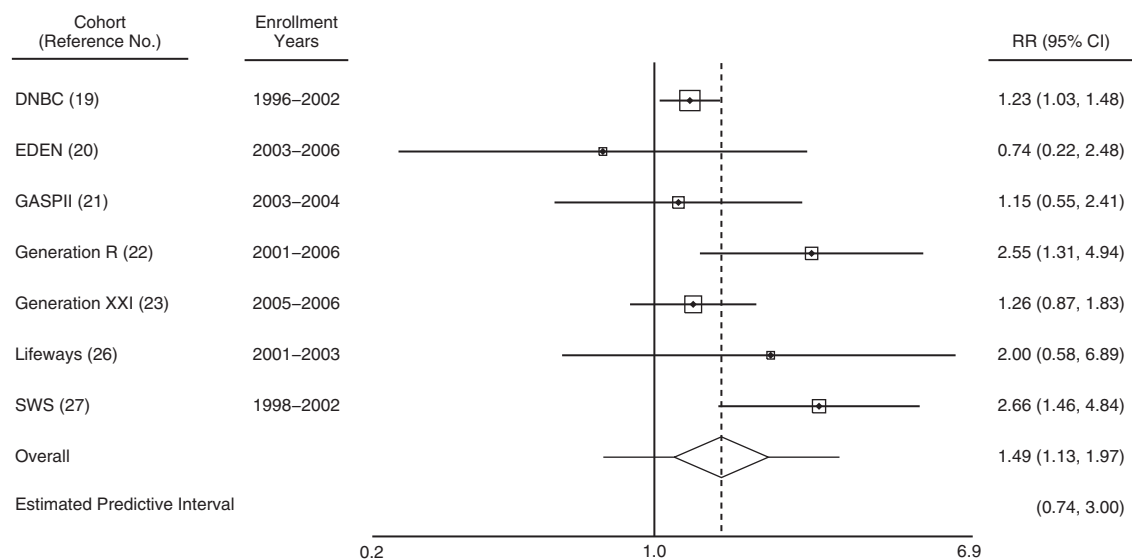


Figure 5. Association between elective cesarean delivery and current asthma among children born at term (gestational age 37–41 weeks) in 9 European birth cohorts (years of enrollment, 1996–2006). The graph shows cohort-specific and pooled mutually adjusted risk ratios (RRs); horizontal lines represent 95% confidence intervals (CIs). Percentage of between-studies heterogeneity: $I^2 = 15.4\%$, $P = 0.312$. DNBC, Danish National Birth Cohort; EDEN, Etude des Déterminants pré et post natals du Développement et de la Santé de l’Enfant; GASPII, Genetica e Ambiente: Studio Prospettico sull’Infanzia in Italia; Lifeways, Lifeways Cross-Generation Cohort Study; SWS, Southampton Women’s Survey.

studies, and some important confounders could not be taken into account. In this context, control of confounding is problematic, because factors influencing the choice of mode of delivery and potential asthma in childhood are difficult to ascertain. Two studies (8, 9) based on Swedish national health registers assessed the association between cesarean delivery and use of asthma medications or a hospital discharge diagnosis of asthma in children by means of an age-matched sibling-pair analysis, which ideally allows control for confounding related to shared unmeasured familial factors. Using this design, Almqvist et al. (8) found that the association (odds ratio (OR) = 1.24, 95% CI: 0.99, 1.60) remained for emergency cesarean delivery but not for elective cesarean delivery (OR = 0.82, 95% CI: 0.64, 0.99). In the other study, Bråbäck et al. (9) found that elective cesarean delivery still contributed to a modestly increased risk of dispensed asthma medications in preschool children (OR = 1.23, 95% CI: 1.05, 1.43), contrary to emergency cesarean delivery, for which the association disappeared (OR = 0.95, 95% CI: 0.78, 1.14). However, drawing conclusions from these 2 studies (8, 9) requires caution, because although the within-pair estimates are not affected by bias due to shared confounders, they could be biased by nonshared confounders (41). In our study, we adjusted for a large set of potential confounders, including maternal complications and conditions arising during pregnancy, and this only slightly reduced the observed association between cesarean delivery and asthma in children. However, our estimates could still have been affected by unmeasured confounding, such as family environment, including maternal preference for cesarean delivery (e.g., maternal anxiety) and other medical conditions (e.g., anthropometric measures) that are indications for cesarean delivery and have been found to be associated with asthma in children (42, 43).

Nowadays women who undergo cesarean section are typically pretreated with antibiotics (44), which can perturb the intestinal microflora of their infants (31). We did not have data on predelivery administration of antibiotics in our cohorts; however, it is unlikely that at the time of enrollment in most of the participating cohorts (Table 1), the policy was to administer antibiotics before skin incision rather than after umbilical cord clamping (45).

In a cohort study, Magnus et al. (7) attempted to evaluate whether the association between cesarean delivery and asthma in children aged 36 months could be explained by postnatal exposure, including breastfeeding; they did not find evidence of any mediation pathways. Women who undergo cesarean delivery are less likely to breast-feed (46), and maternal antibodies in breast milk provide benefits to the intestinal immune system of the breast-fed infant which might persist into adulthood (47). Nevertheless, current evidence is inconclusive regarding the association between breastfeeding and asthma at school age (48), a condition clearly different from wheezing in preschool children. We did not adjust for breastfeeding, because adjustment for a mediator could introduce a spurious association between the exposure and the outcome (collider bias) in the presence of unmeasured variables that confound the mediator-outcome relationship (49). However, breastfeeding could also act as a confounder, potentially introducing bias in our estimates; hence, we also adjusted for breastfeeding in a sensitivity analysis, but the

estimates did not change more than marginally after adjustment (data not shown). As expected, there was variability in the distributions of mode of delivery, confounders, and outcomes among the cohorts. In addition to a differential distribution in the underlying population, the observed variability might also be due to differences in study design, selection of the study population, and wording and timing of the questions posed to participants. The information on mode of delivery was extracted from obstetrical records/registers in all but 2 cohorts (which accounted for less than 3% of participants), and differences in rates reflect well-known geographical heterogeneities (50). Differences in asthma rates among European countries are also well known (51). The definition of current asthma at school age and the lack of data that would allow specifying the outcome as an allergic asthma phenotype versus a nonallergic phenotype could represent limitations of this study. In our analyses, asthma cases included children with both reported ever occurrence of asthma and reported wheezing or whistling in the chest during the last 12 months. Although the reported occurrence of asthma relied on physician diagnosis in most cohorts, wheezing, which is widely used in epidemiologic surveys and on which even clinicians rely primarily for diagnosis and managing asthma, might not always be well recognized by the parents (52). It is of interest, however, that in a recent register-based study, offspring born by planned cesarean delivery were at increased risk of both asthma requiring hospital admission and salbutamol inhaler prescription in comparison with children born vaginally (12)—thereby supporting our results, which were based on questionnaires.

The main strength of our study consisted of the use of individual participant data from 9 European birth cohorts for assessment of the cohort-specific association between mode of delivery and asthma in children, as well as calculation of a pooled association in order to obtain greater statistical power. In the data collection phase, we also harmonized the data to reduce between-studies heterogeneity that would not reflect population differences. The homogeneity of the estimated associations across the different cohorts supports the robustness of the results against bias introduced by residual confounding. The prospective data collection reduced the risk of recall bias and decreased the likelihood that mothers would differentially report information on potential confounders based on their child's disease status. Finally, unlike the case in previous studies focusing on different modes of delivery and wheezing in preschool children (7, 10), our outcome was current asthma in school-age children.

In conclusion, the large number of participants included in this study made it possible to analyze the associations of specific modes of delivery with asthma separately and to restrict the analysis to infants born at term in order to decrease residual confounding, especially from maternal complications arising in pregnancy and at birth. Cesarean delivery, particularly elective cesarean delivery, was associated with asthma at school age, and the association was stronger when the analysis was restricted to infants born at term. This information is especially relevant in light of the increased rate of elective cesarean delivery (50). No increased risk of asthma in children was found for emergency cesarean delivery or for operative vaginal delivery.

ACKNOWLEDGMENTS

Author affiliations: Epidemiology Unit, Meyer Children's University Hospital, Florence, Italy (Franca Rusconi); Cancer Epidemiology Unit, Department of Medical Sciences, University of Turin, Turin, Italy (Daniela Zugna, Lorenzo Richiardi); Città della Salute e della Scienza University Hospital, CPO Piedmont, Turin, Italy (Daniela Zugna, Lorenzo Richiardi, Claudia Galassi); Epidemiology of Allergic and Respiratory Diseases Department, Sorbonne Universités, Université Pierre et Marie Curie–Paris 6, Institut National de la Santé et de la Recherche Médicale, Pierre Louis Institute of Epidemiology and Public Health, Saint-Antoine Medical School, Paris, France (Isabella Annesi-Maesano, Nour Baïz); Department of Clinical Epidemiology, Predictive Medicine and Public Health, Faculty of Medicine, University of Porto, Porto, Portugal (Henrique Barros, Sofia Correia); Epidemiology Research Unit, Institute of Public Health of the University of Porto, University of Porto, Porto, Portugal (Henrique Barros, Sofia Correia); Department of Pediatrics, Division of Respiratory Medicine and Division of Neonatology, Erasmus MC, University Medical Center, Rotterdam, the Netherlands (Liesbeth Duijts, Agnes Sonnenschein-van der Voort); Department of Epidemiology, Erasmus MC, University Medical Center, Rotterdam, the Netherlands (Liesbeth Duijts, Agnes Sonnenschein-van der Voort); Department of Epidemiology, Lazio Regional Health Service, Rome, Italy (Francesco Forastiere, Daniela Porta); MRC Lifecourse Epidemiology Unit, University of Southampton, Southampton General Hospital, Southampton, United Kingdom (Hazel Inskip); School of Public Health, Physiotherapy and Population Sciences, University College Dublin, Dublin, Ireland (Cecily C. Kelleher, Karien Viljoen); Section of Social Medicine, Department of Public Health, Faculty of Health and Medical Sciences, University of Copenhagen, Copenhagen, Denmark (Pernille S. Larsen, Anne-Marie Nybo Andersen); Department of Epidemiology, CAPHRI School for Public Health and Primary Care, Maastricht University Medical Centre, Maastricht, the Netherlands (Monique Mommers); Department of Medical Microbiology, CAPHRI School for Public Health and Primary Care, Maastricht University Medical Centre, Maastricht, the Netherlands (John Penders); Respiratory, Critical Care and Anaesthesia Section, UCL Institute of Child Health, University College London, London, United Kingdom (Katharine Pike); ISGlobal, Centre for Research in Environmental Epidemiology, Barcelona, Spain (Jordi Sunyer, Martine Vrijheid); Hospital del Mar Research Institute, Barcelona, Spain (Jordi Sunyer); Spanish Consortium for Research on Epidemiology, Barcelona, Spain (Jordi Sunyer, Martine Vrijheid); University Pompeu Fabra, Barcelona, Spain (Jordi Sunyer, Martine Vrijheid); and Menorca Health Area, Balearic Health Service, Menorca, Spain (Maties Torrent).

All authors contributed equally to the research.

This work was supported by the European Community's Seventh Framework Programme (FP7/2009–2013) under a grant agreement (grant 241604) and by the University of Turin and the San Paolo Foundation (Turin, Italy). Data

collection was funded and the study teams of all participating birth cohorts were supported by local and/or national research organizations.

Conflict of interest: none declared.

REFERENCES

1. Postma DS, Bush A, van den Berge M. Risk factors and early origins of chronic obstructive pulmonary disease. *Lancet*. 2015;385(9971):899–909.
2. Thavagnanam S, Fleming J, Bromley A, et al. A meta-analysis of the association between Caesarean section and childhood asthma. *Clin Exp Allergy*. 2008;38(4):629–633.
3. Bager P, Wohlfahrt J, Westergaard T. Caesarean delivery and risk of atopy and allergic diseases: meta-analyses. *Clin Exp Allergy*. 2008;38(4):634–642.
4. Tollånes MC, Moster D, Daltveit AK, et al. Cesarean section and risk of severe childhood asthma: a population-based cohort study. *J Pediatr*. 2008;153(1):112–116.
5. Roduit C, Scholtens S, de Jongste JC, et al. Asthma at 8 years of age in children born by caesarean section. *Thorax*. 2009;64(2):107–113.
6. Menezes AM, Hallal PC, Matijasevich A, et al. Caesarean sections and risk of wheezing in childhood and adolescence: data from two birth cohort studies in Brazil. *Clin Exp Allergy*. 2011;41(2):218–223.
7. Magnus MC, Häberg SE, Stigum H, et al. Delivery by cesarean section and early childhood respiratory symptoms and disorders: the Norwegian Mother and Child Cohort Study. *Am J Epidemiol*. 2011;174(11):1275–1285.
8. Almqvist C, Cnattingius S, Lichtenstein P, et al. The impact of birth mode of delivery on childhood asthma and allergic diseases—a sibling study. *Clin Exp Allergy*. 2012;42(9):1369–1376.
9. Bråbäck L, Ekéus C, Lowe AJ, et al. Confounding with familial determinants affects the association between mode of delivery and childhood asthma medication—a national cohort study. *Allergy Asthma Clin Immunol*. 2013;9(1):14.
10. Pyrhönen K, Näyhä S, Hiltunen L, et al. Caesarean section and allergic manifestations: insufficient evidence of association found in population-based study of children aged 1 to 4 years. *Acta Paediatr*. 2013;102(10):982–989.
11. van Berkel AC, den Dekker HT, Jaddoe VW, et al. Mode of delivery and childhood asthma, fractional exhaled nitric oxide and interrupter resistance: the Generation R Study. *Pediatr Allergy Immunol*. 2015;26(4):330–336.
12. Black M, Bhattacharya S, Philip S, et al. Planned cesarean delivery at term and adverse outcomes in childhood health. *JAMA*. 2015;314(21):2271–2279.
13. Hancox RJ, Landhuis CE, Sears MR. Forceps birth delivery, allergic sensitisation and asthma: a population-based cohort study. *Clin Exp Allergy*. 2013;43(3):332–336.
14. Almqvist C, Öberg AS. The association between caesarean section and asthma or allergic disease continues to challenge [editorial]. *Acta Paediatr*. 2014;103(4):349–351.
15. Caughey AB, Cahill AG, Guise JM, et al. Safe prevention of the primary cesarean delivery. *Am J Obstet Gynecol*. 2014;210(3):179–193.
16. Gibbons L, Belizán JM, Lauer JA, et al. *The Global Numbers and Costs of Additionally Needed and Unnecessary Caesarean Sections Performed per Year: Overuse as a Barrier to Universal Coverage*. Geneva, Switzerland: World

- Health Organization; 2010. (World Health Report (2010), Background Paper no. 30).
17. Larsen PS, Kamper-Jørgensen M, Adamson A, et al. Pregnancy and birth cohort resources in Europe: a large opportunity for aetiological child health research. *Paediatr Perinat Epidemiol.* 2013;27(4):393–414.
 18. Vrijheid M, Casas M, Carmichael A, et al. European birth cohorts for environmental health research. *Environ Health Perspect.* 2012;120(1):29–37.
 19. Olsen J, Melbye M, Olsen SF, et al. The Danish National Birth Cohort—its background, structure and aim. *Scand J Public Health.* 2001;29(4):300–307.
 20. Heude B, Forhan A, Slama R, et al. Cohort profile: the EDEN mother-child cohort on the prenatal and early postnatal determinants of child health and development. *Int J Epidemiol.* 2016;45(2):353–363.
 21. Porta D, Fantini MP on behalf of the GASPII and Co.N.ER Study Groups. Prospective cohort studies of newborns in Italy to evaluate the role of environmental and genetic characteristics on common childhood disorders. *Ital J Pediatr.* 2006;32:350–357.
 22. Jaddoe VW, van Duijn CM, Franco OH, et al. The Generation R Study: design and cohort update 2012. *Eur J Epidemiol.* 2012;27(9):739–756.
 23. Alves E, Correia S, Barros H, et al. Prevalence of self-reported cardiovascular risk factors in Portuguese women: a survey after delivery. *Int J Public Health.* 2012;57(5):837–847.
 24. Guxens M, Ballester F, Espada M, et al. Cohort profile: the INMA—Infancia y Medio Ambiente—(Environment and Childhood) Project. *Int J Epidemiol.* 2012;41(4):930–940.
 25. Kummeling I, Thijs C, Penders J, et al. Etiology of atopy in infancy: the KOALA Birth Cohort Study. *Pediatr Allergy Immunol.* 2005;16(8):679–684.
 26. O'Mahony D, Fallon UB, Hannon F, et al. The Lifeways Cross-Generation Study: design, recruitment and data management considerations. *Ir Med J.* 2007;100(8 suppl):3–6.
 27. Inskip HM, Godfrey KM, Robinson SM, et al. Cohort profile: the Southampton Women's Survey. *Int J Epidemiol.* 2006;35(1):42–48.
 28. Asher MI, Keil U, Anderson HR, et al. International Study of Asthma and Allergies in Childhood (ISAAC): rationale and methods. *Eur Respir J.* 1995;8(3):483–491.
 29. Deeks JJ, Altman DG, Bradburn MJ. Statistical methods for examining heterogeneity and combining results from several studies in meta-analysis. In: Egger M, Smith GD, Altman DG, eds. *Systematic Reviews in Health Care: Meta-Analysis in Context.* 2nd ed. London, United Kingdom: BMJ Publication Group; 2001:285–312.
 30. Fenton TR, Kim JH. A systematic review and meta-analysis to revise the Fenton growth chart for preterm infants. *BMC Pediatr.* 2013;13:59.
 31. Cho CE, Norman M. Cesarean section and development of the immune system in the offspring. *Am J Obstet Gynecol.* 2013;208(4):249–254.
 32. Azad MB, Konya T, Maughan H, et al. Gut microbiota of healthy Canadian infants: profiles by mode of delivery and infant diet at 4 months. *CMAJ.* 2013;185(5):385–394.
 33. Jakobsson HE, Abrahamsson TR, Jenmalm MC, et al. Decreased gut microbiota diversity, delayed Bacteroidetes colonisation and reduced Th1 responses in infants delivered by caesarean section. *Gut.* 2014;63(4):559–566.
 34. Madan JC, Hoen AG, Lundgren SN, et al. Association of caesarean delivery and formula supplementation with the intestinal microbiome of 6-week-old infants. *JAMA Pediatr.* 2016;170(3):212–219.
 35. Liu D, Yu J, Li L, et al. Bacterial community structure associated with elective cesarean section versus vaginal delivery in Chinese newborns. *J Pediatr Gastroenterol Nutr.* 2015;60(2):240–246.
 36. Neu J, Rushing J. Cesarean versus vaginal delivery: long term infant outcomes and the hygiene hypothesis. *Clin Perinatol.* 2011;38(2):321–331.
 37. Peterson CT, Sharma V, Elmén L, et al. Immune homeostasis, dysbiosis and therapeutic modulation of the gut microbiota. *Clin Exp Immunol.* 2015;179(3):363–377.
 38. Lagercrantz H, Slotkin TA. The “stress” of being born. *Sci Am.* 1986;254(4):100–107.
 39. Almgren M, Schlinzig T, Gomez-Cabrero D, et al. Cesarean delivery and hematopoietic stem cell epigenetics in the newborn infant: implications for future health? *Am J Obstet Gynecol.* 2014;211(5):502.e1–502.e8.
 40. Huang L, Chen Q, Zhao Y, et al. Is elective cesarean section associated with a higher risk of asthma? A meta-analysis. *J Asthma.* 2015;52(1):16–25.
 41. Frisell T, Öberg S, Kuja-Halkola R, et al. Sibling comparison designs: bias from non-shared confounders and measurement error. *Epidemiology.* 2012;23(5):713–720.
 42. Cookson H, Granell R, Joinson C, et al. Mothers' anxiety during pregnancy is associated with asthma in their children. *J Allergy Clin Immunol.* 2009;123(4):847–853.
 43. Sevelsted A, Bisgaard H. Neonatal size in term children is associated with asthma at age 7, but not with atopic dermatitis or allergic sensitization. *Allergy.* 2012;67(5):670–675.
 44. National Institute for Health and Care Excellence. Caesarean section. (NICE clinical guideline CG132). <https://www.nice.org.uk/guidance/cg132>. Published November 2011. Updated August 2012. Accessed June 18, 2016.
 45. Lamont RF, Sobel J, Kusanovic JP, et al. Current debate on the use of antibiotic prophylaxis for cesarean section. *BJOG.* 2011;118(2):193–201.
 46. Prior E, Santhakumaran S, Gale C, et al. Breastfeeding after cesarean delivery: a systematic review and meta-analysis of world literature. *Am J Clin Nutr.* 2012;95(5):1113–1135.
 47. Rogier EW, Frantz AL, Bruno ME, et al. Secretory antibodies in breast milk promote long-term intestinal homeostasis by regulating the gut microbiota and host gene expression. *Proc Natl Acad Sci USA.* 2014;111(8):3074–3079.
 48. Matheson MC, Allen KJ, Tang ML. Understanding the evidence for and against the role of breastfeeding in allergy prevention. *Clin Exp Allergy.* 2012;42(6):827–851.
 49. Pearl J. Direct and indirect effects. In: Breese J, Koller D, eds. *Proceedings of the Seventeenth Conference on Uncertainty in Artificial Intelligence.* San Francisco, CA: Morgan Kaufman; 2001:411–420.
 50. Betrán AP, Merialdi M, Lauer JA, et al. Rates of caesarean section: analysis of global, regional and national estimates. *Paediatr Perinat Epidemiol.* 2007;21(2):98–113.
 51. Pearce N, Ait-Khaled N, Beasley R, et al. Worldwide trends in the prevalence of asthma symptoms: phase III of the International Study of Asthma and Allergies in Childhood (ISAAC). *Thorax.* 2007;62(9):758–766.
 52. Michel G, Silverman M, Strippoli MP, et al. Parental understanding of wheeze and its impact on asthma prevalence estimates. *Eur Respir J.* 2006;28(6):1124–1130.