

Summer 2006

Jefferson Review - Summer 2006

Let us know how access to this document benefits you

Follow this and additional works at: http://jdc.jefferson.edu/jefferson_review

 Part of the [Medicine and Health Sciences Commons](#)

Recommended Citation

"Jefferson Review - Summer 2006" (2006). *Jefferson Review*. Paper 16.

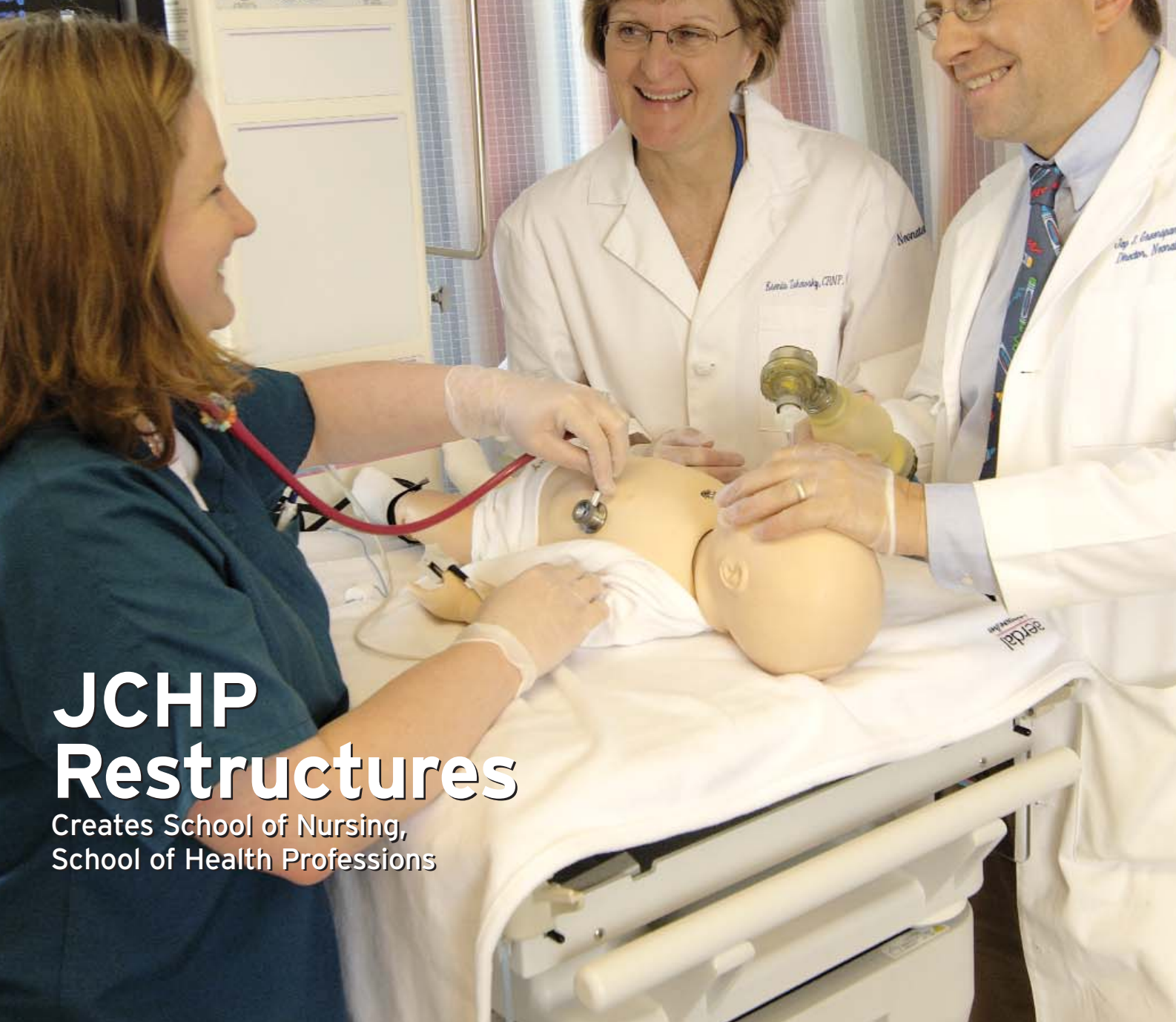
http://jdc.jefferson.edu/jefferson_review/16

This Article is brought to you for free and open access by the Jefferson Digital Commons. The Jefferson Digital Commons is a service of Thomas Jefferson University's [Center for Teaching and Learning \(CTL\)](#). The Commons is a showcase for Jefferson books and journals, peer-reviewed scholarly publications, unique historical collections from the University archives, and teaching tools. The Jefferson Digital Commons allows researchers and interested readers anywhere in the world to learn about and keep up to date with Jefferson scholarship. This article has been accepted for inclusion in Jefferson Review by an authorized administrator of the Jefferson Digital Commons. For more information, please contact: JeffersonDigitalCommons@jefferson.edu.

JEFFERSON COLLEGE OF HEALTH PROFESSIONS Review

THOMAS JEFFERSON UNIVERSITY • SUMMER 2006


119 119
98 36.1
99/69 37.2
(7/9)
15/5
35 51



JCHP Restructures

Creates School of Nursing,
School of Health Professions

Contents



2 **Dean's Column**

④ **School of Nursing Debuts**



6 **Honoring Rear Admiral Marsha J. Evans**

⑦ **Spotlight on Faculty: Dr. Roseann Schaaf**

9 **Career Development Center Announces
New Online Career System**

DEPARTMENTAL NEWS

10 **Bioscience Technologies**

10 **CARAH**

⑫ **Nursing**

15 **Occupational Therapy**

16 **Physical Therapy**

18 **Radiologic Sciences**



⑰ **Class Notes**

23 **In Memoriam**



24 **New Online Directory Keeps Alumni in Touch**

JEFFERSON COLLEGE OF HEALTH PROFESSIONS Review

Summer 2006

Senior Editor
Nikki Senecal

Editor
Dorothy Grieb

Managing Editor
Jane A. Clinton

Design
JeffGraphics

Editorial Board
Adel Herge, OT'86
Anne M. Malin, BSN'93
Michael J. Paquet
Bill Thygeson

The Review is published twice annually by the Jefferson Foundation to encourage alumni interest and support for the Jefferson College of Health Professions.

Address correspondence to:
Editor, The Review
Jefferson College of Health Professions
of Thomas Jefferson University
130 S. 9th Street, Suite 614
Philadelphia, PA 19107-5233

215-503-7709
dorothy.grieb@jefferson.edu
www.jefferson.edu/jchp/alumni

The Jefferson community and supporters are welcome to receive the Review on a regular basis; please contact the address above. Postmaster: send address changes to the address above.

Pictured on cover, from left:

Nursing student, Caroline Sweeney, Ksenia Zukowsky, CRNP, PhD, and Jay S. Greenspan, MD, work on SimBaby, an infant patient simulator used in team training.

Message from the President



Robert L. Barchi, MD, PhD

Defining the Future of Healthcare Education

Clinical care is still
our guiding principle
as we redesign
Jefferson's curriculum
to meet the changing
needs of our students

Many of the disciplines at Jefferson College of Health Professions started out as hospital-based clinical programs. Education in nursing started at Jefferson Hospital in 1891, medical technology in 1929, radiologic technology in 1935, and cytotechnology in 1952. In the 50s, the Executive Faculty of Jefferson Medical College discussed ways to improve teaching within these programs, and in 1966 a Special Committee on Paramedical Studies recommended establishing a School of Allied Health Sciences. Today JCHP's connection to its hospital-based education roots is still strong. Clinical experience is a hallmark of a Jefferson education, and employers value our graduates' hands-on training as much as their high academic talent.

Clinical care is still our guiding principle as we restructure JCHP to include a School of Nursing and soon, a School of Pharmacy, and reassess the curriculum to meet the changing needs of students, incorporate developments in technology, and update our teaching methods as healthcare advances. All of these changes and improvements continue to emphasize our focus on the training of outstanding clinicians.

We look forward to creating a community of scholars—a campus that educates all members of the healthcare delivery team in one setting. Our goal is to train practitioners and scientists to work collaboratively. Once again, Jefferson will lead the way by training students from all three colleges to work together in the best interest of the patient. This training will prepare students for improved communications in the patient care setting. Such interactions will translate to optimum education as students learn the roles of other team members. Ultimately, this team approach will lead to the finest


possible care for patients. A Jefferson education will continue to be distinctive and innovative.

At the vastly expanded Rector Clinical Skills Center, Jefferson's outstanding faculty will teach clinical skills with the aid of standardized patient "actors," simulated patients, and holographic operating rooms. This technology isn't simply more "bells and whistles." It offers our future clinicians the opportunity to study without burdening patients in need of medical care. Simulated patients—computer-programmed mannequins—can be used to show problems that are sufficiently rare that there may be no patients exhibiting such symptoms in the hospital. Simulated outpatient clinics, operating rooms, inpatient hospital rooms, intensive care units, and emergency rooms will prepare students for their forays into the "real world."

When our students enter the healthcare professions, they are trained to provide the highest quality care possible. But they have also been tutored in "quality caring": to practice with compassion, to find creative ways to maximize the time and attention given to each patient, and to offer culturally competent therapy. They are prepared to be the architects of a healthier future; prepared to fix a public health system that is in disarray. Under the guardianship of these newly-minted Jefferson practitioners, patients—and the discipline itself—will be well-cared for.

Robert L. Barchi, MD, PhD
President
Thomas Jefferson University

The Dean's Column



James B. Erdmann, PhD

I am pleased to share with you some exciting news about what is happening at Jefferson. The past months have been filled with change and promise as your alma mater has busily engaged in activities marked by a spirit of rejuvenation and revitalization.

In a recent progress report to the Middle States Commission on Higher Education, Dr. Barchi noted that the University, with its partner, Thomas Jefferson University Hospital, has completed a revised strategic plan. This plan will serve as a vital blueprint to guide us through the tactical transformation necessary to reach our goal of becoming a leader in shaping the future of clinical care. In Dr. Barchi's words, "Indeed, notable renovations to facilities already accomplished, critical improvements to information technology that are underway or planned, together with groundbreaking progress (both figurative and literal) in the construction of the Dorrance H. Hamilton Education Building, are palpable evidence of a renewed spirit and sense of commitment that infuses the campus."

This University esprit de corps is equally evident within your College. Jefferson College of Health Professions continues to make substantial progress in the growth and development of its academic programs, as well as fundamental advancements in the organizational structure of the College itself. A critical outcome of the University's strategic plan was approved by the Board of Trustees to reorganize the College into schools: the School of Nursing, the School of Health Professions, and to establish a new division, the School of Pharmacy. You will find more information about the conversion of the Department of Nursing to the School

of Nursing in the featured article in this issue. Information on the School of Pharmacy, which is in the early planning stages, will be forthcoming in future issues. Additionally, a change to the University Bylaws approved by the Board will move the administration of the clinical/practice based graduate programs in nursing, occupational therapy, physical therapy, and radiologic sciences from Jefferson College of Graduate Studies to this College, effective July 1, 2006. This change will have a positive impact on the continuity of our students' experience from admission through graduation.

Using the University's Strategic Plan as a basic framework, JCHP faculty and administrators are currently developing a new strategic plan for the College. At the same time, the Faculty Affairs Committee is revising eligibility criteria and guidelines for appointments and promotions to accommodate a new track for faculty to be considered for tenure, a first-time event in the history of the College. The Committee on Governance is working on revisions to the College's Bylaws that will be necessary to implement the organizational changes approved by the Board.

During this academic year, the College successfully launched three new graduate degree programs: the Nurse Anesthesia (CRNA) Master's Program, the Executive Master's in Radiologic and Imaging Sciences, and a Transitional Doctoral Program for licensed Physical Therapists. The Department of Bioscience Technologies was granted approval to convert its post-baccalaureate certificate programs in cytotechnology, medical technology, and biotechnology into master's degree programs. In concert with

Reorganizing the College to Respond to Healthcare Needs

the emphasis placed on the promotion and development of advanced degree programs identified in the University's Strategic Plan, the Departments of Occupational Therapy and Nursing are currently exploring the development of doctoral programs in their respective disciplines.

At this year's Commencement Exercises, the first cohort of students in the ASN programs at the Methodist Hospital and Geisinger Medical Center Campuses received their associate in science degrees in Nursing. Many of these graduates will matriculate immediately into the BSN degree program while others will join the healthcare work force after successfully completing the N-CLEX national licensing examination.

To realize the vision of Jefferson as a major force in the shaping of future clinical care through truly interdisciplinary education of healthcare teams, the pilot project initiated last year involving medical and nursing students was continued and refined this year. This collaborative training experience, which will be expanded in the future to include other healthcare professions like occupational therapy and physical therapy, will be optimized in the state-of-the-art clinical simulation facilities that have been designed for the Hamilton Education Building

In summary, Jefferson continues to make great strides in the process of self-renewal and transformation, while continuing to maintain its traditional values of providing the highest quality healthcare education, research, and patient care. Being responsive to current and impending shortages of healthcare professionals requires continued institutional growth and development. Progress, however, is costly and not easily achieved. It requires the staunch support and commitment of the entire Jefferson Community—the Board of Trustees, faculty, staff, administration, students, and alumni. The challenges we face in securing the resources necessary to support current and future initiatives are formidable indeed.

Tuition revenues are an important financial resource but cover only a relatively small portion of total expenses. And we must guard against continual reliance on increases in tuition that place an unfair burden on our students and their families. Although funds to support student grants and scholarships have been augmented in recent years, there is much to be done before we can reach optimal levels of financial aid for our students.

Efforts by faculty to increase revenues through funded research have been redoubled and have resulted in successes such as the \$2.2 million grant recently awarded jointly to JCHP's Center for Applied Research in Aging and Health (CARAH) and the Center in the Park. However, competition for a steadily shrinking pool of research dollars is keener now than ever before. As an additional measure of increasing revenues to the College while utilizing faculty clinical expertise, professionals in the Department of Occupational Therapy and CARAH are planning to implement a Faculty Practice Plan modeled after Jefferson University Physicians. If successful, this pilot program will be expanded to other areas of the College. To secure the additional resources needed to achieve its goals, the University must realize increased levels of philanthropic support. In addition to major donations from foundations, we must rely on the individual contributions of time, talent, and treasure from our friends and alumni, who collectively form the "lifeline" between the accomplishments of our past and the promises of the future.

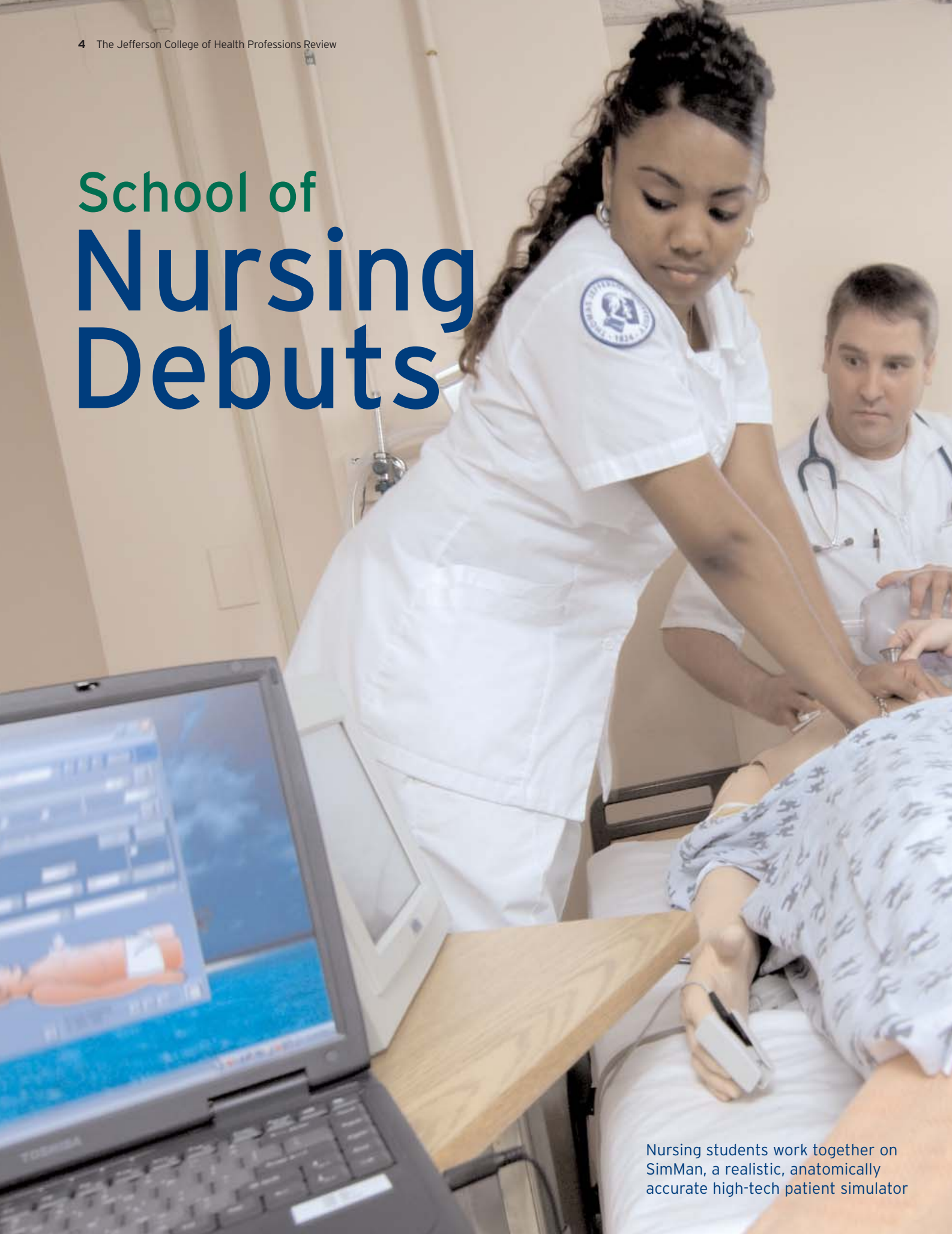


James B. Erdmann, PhD
Dean
Jefferson College of Health Professions

The Faculty Affairs Committee is revising eligibility criteria and guidelines for appointments and promotions to accommodate a new track for faculty to be considered for tenure, a first-time event in the history of the College



School of Nursing Debuts



Nursing students work together on SimMan, a realistic, anatomically accurate high-tech patient simulator

This is a ground-breaking work in progress

At a time of unprecedented need for nurses, Jefferson College of Health Professions has promoted the Department of Nursing to a School. "The change to School of Nursing from Department of Nursing reflects the structure of high level nursing programs in major academic medical centers across the country, and recognizes the status of this program with its peers," emphasizes James B. Erdmann, PhD, Dean of Jefferson College of Health Professions.

The Department, now School of Nursing, has consistently been on the cutting edge of educating the region's most respected nurse clinicians

The newly restructured College of Health Professions also includes the School of Health Professions (consisting of Departments of Bioscience Technologies, General Studies, Occupational Therapy, Physical Therapy, and Radiologic Sciences). A School of Pharmacy, scheduled to open in fall 2008, will become the third school within the Jefferson College of Health Professions.

"The designation 'School of Nursing' reflects the value that the University places on nursing education," clarifies Mary Schaal, RN, EdD, Dean of the School. "The prestige associated with the new name will impact the quality of students and faculty that we attract."

The change also signifies a return to a name that dates back to the late nineteenth century when Jefferson Medical College Hospital established a School of Nursing. At that time, the Hospital was 14 years old, and "attendants" there were not

trained. Samuel D. Gross, Jefferson's Professor of Surgery and President of American Medical Association in 1868, asserted that trained nurses would help reduce the loss of life as well as decrease hospital costs. In 1891 a two-year diploma course in nursing was started. The last diploma nurses graduated from Jefferson in 1981.

In 1972, Jefferson focused on academic nursing by starting a Bachelor of Science in Nursing (BSN) program. In 1978, a two-year RN to BSN program was launched to fill in specific areas of knowledge that were not included in basic nursing education programs.

The Master of Science in Nursing (MSN) program began in 1985 with a focus on rehabilitation. Today there are ten MSN specialties, as well as a minor and post-master's degree certification in nursing education and a nurse practitioner certification.

"We continually explore opportunities to meet the needs of the nursing profession in an ever-changing healthcare delivery system," explains Dr. Schaal. "The School of

Nursing provides a basis for meeting further challenges."

What does the future hold? "My vision is that the School of Nursing will establish the model for nursing education based on integration and collaboration with nursing practice and medical education. This is a ground-breaking work in progress," Dr. Schaal asserts.

The nursing faculty is developing a clinical practice doctorate, Doctor of Nursing Practice (DNP). Many of the current MSN degrees, including nurse practitioner, clinical nurse specialist, and certified registered nurse anesthetist, will likely be converted to DNP within the next few years.

In marking this transition, Dean Erdmann noted, "The Department, now School of Nursing, has consistently been on the cutting edge of educating the region's most respected nurse clinicians. This development recognizes its expanding role in the preparation of the nurse academician."



Thomas Loveless, RN, MSN, CRNP, Coordinator of the Nursing College Learning Laboratory teaches his students about the internal structure of the human heart.

Honoring Rear Admiral Marsha J. Evans



At the 182nd commencement of the College of Health Professions on May 22nd at the Kimmel Performing Arts Center, Rear Admiral Marsha J. Evans was presented for the honorary degree of Doctor of Science by Chairman of the Board of Trustees, Brian G. Harrison. Harrison cited Evan's demonstrated dedication to the immutable values of service to country and to the community. "Her passionate commitment to the professional advancement of women and programs that foster social diversity has earned her widespread recognition and respect," he concluded.

During her commencement remarks, Evans playfully asked, "what if the Hokey Pokey really is what it's all about?"

She concluded that the graduates could learn very important life lessons from the childhood dance. First, she explained, participants must stand in a circle to perform it. That is, "we need other people in our lives; we need a circle of people who can help us succeed; people whom we can watch and from whom we can learn. People who can be examples; people who can help get us back on track when we've made a wrong move." She reminded us that we often want to succeed on our own, and it's easy to lose touch with people who are important to us. She cautioned the graduates to work hard to keep their circles strong.

Next, the Hokey Pokey asks us to put a body part in, then take it out, put it in again, and "shake it all about." The lesson learned? "We need to dare to shake things up," Evans concluded. She urged students to fight for equality—a fight she herself has undertaken. She encouraged them to look at how something is done and to think about how it could change. Sometimes things have to be shaken up, she said, when we need "to take a stand, to open new possibilities, to correct injustices, to fight for equality of opportunity." "Do you have the integrity to shake things up?" she asked the 440 graduates in attendance.

Regarding the notion of putting your "whole self in," Evans prescribed enthusiasm, commitment, and hard work to help overcome other obstacles. She reflected on the commitment that the students have already shown and discussed the work that lie ahead, which would require the graduates' whole selves.

Finally, Evans told the expectant audience that the Hokey Pokey tells us that "if we find that we lose sight of our talents, our abilities, our dreams, if we find ourselves making excuses, then it's time to *turn ourselves around*."

Evans has proven that she has "the integrity to shake things up." During her nearly 30-year career with the Navy, she distinguished herself as one of only a handful of women to reach the honored rank of rear admiral, and gained a reputation for forging new ground for women in the military. She was the first woman to command a U.S. naval station. She also chaired the task force that developed a strategy to address the gender-based issues that gave rise to the Tailhook scandal.

In 1998, Evans assumed leadership of Girl Scouts of the USA. She revolutionized the 90-year old organization and modernized its vision and programs for its nearly three million young members. Under her leadership, Girl Scouts created cutting-edge programs in science, technology, sports, money management, and community

service. Throughout Evans' tenure, Girl Scouts enjoyed a continuous increase in young membership and reached an unprecedented level of diversity as African-American, Asian, and a record number of Hispanic girls discovered the organization.

Following her work at the Girls Scouts, Evans became President and Chief Executive Officer of the American Red Cross. During her nearly three-and-a-half years with the organization, Evans led the charge to create programs and establish business practices that were inclusive of

**We need other people
in our lives; we need
a circle of people who
can help us succeed**

all populations. She championed the development and implementation of the Red Cross Diversity Business Model and incorporated diversity into the Red Cross five year strategic plan as an organizational priority.

In 2005 alone, under Evans' leadership Red Cross volunteers and staff assisted the victims of more than 70,000 natural- and human-caused disasters, including the evacuation of a major American city; collected almost 6.5 million units of blood; trained more than 12 million people in lifesaving skills such as first aid and CPR; helped thousands of U.S. service members stay connected to their family; responded to emergencies including Hurricanes Katrina, Rita, and Wilma and the devastating December 2004 tsunamis in South Asia; and made major progress in eradicating measles in Africa. For her leadership of the Red Cross response *Non-Profit Times* named her "Executive of the Year" for 2005.

Spotlight on Faculty

Brainiac

Roseann C. Schaaf, PhD, OTR/L, FAOTA
Department of Occupational Therapy



Roseann C. Schaaf, PhD, OTR/L, FAOTA, Associate Professor, Vice Chairman and Director of Graduate Studies in the Department of Occupational Therapy has a collection of brain themed items in her office including a hat illustrated with a brain diagram and brain-shaped gummy candy. "I'm fascinated with how the brain works and how it guides behavior," she explains. "I'm really passionate about teaching the principles of brain development to therapists so that they understand how it works. This provides a basis for occupational therapy interventions. I feel that when occupational therapists have an understanding of brain function and its impact on behavior and learning, they are much better equipped to treat clients."

Schaaf's passion for neuroscience started when, as an undergrad OT student, she became fascinated with how the brain guided behavior. This led her to craft a career focused on developing knowledge in this area. "While working on my PhD in neuroscience I wanted to understand how

the brain interprets and utilizes sensory information," Schaaf says. Her mentor, Lucy Jane Miller, PhD, OTR, FAOTA, has done groundbreaking research in sensory processing problems. After working with Dr. Miller, Schaaf developed a similar program at Jefferson to study sensory processing in children who have autism.

"Between 80 and 90% of kids who have autism also have sensory integration problems, and parents frequently request treatment for it," Schaaf explains. "We are looking at mechanisms underlying the problems and determining how this information should guide treatment by OTs." Schaaf's research is currently funded by the Wallace Foundation and, in the past, she has received support from the National Institute for Disability and Rehabilitation Research (NIDRR).

Even Schaaf's hobbies connect back to neuroscience. One of her favorite things to do in her spare time is to exercise, partly because she knows there is a connection between physical activity and brain function. A lot of the popular literature that she reads explains how exercise and engagement in meaningful activities enhance brain function. Based on what she has read, Schaaf developed a talk called "Maintain Your Brain through Engagement in Occupation" which she frequently presents to therapists and clinicians. This lecture summarizes the current neuroscience evidence that supports engagement in meaningful activity as a measure of improving brain function.

"When OTs choose activities that are meaningful to their clients, and especially if these activities include challenging

mental or sensory-motor skills, there is greater potential for recovery," Schaaf says. In orchestrating your own life for maximal brain functions, her main tips are simple: Figure out something you love to do that involves sensory and motor activities, such as walking, running, playing sports, or even doing crossword or sudoku puzzles; include other people whose company you enjoy; and switch it up every now and then. Socializing is an important factor, as is adding complexity and novelty to your activity. All together this will ultimately "maintain your brain."

Schaaf began working at Jefferson before the Occupational Therapy program started. At that time, she worked as a

Engagement in meaningful activity during the rehabilitation process is actually supported by the neuroscience research. I often comment that the rest of the science world is just catching up to us

curriculum consultant and wrote the neuroscience, movement, and pediatrics courses for the new program. She was a part-time instructor when the program started in 1983. She completed her PhD in neuroscience in 2001, and is now an associate professor in the department.

Continued on next page

Over the years she has received a number of awards given by Jefferson: The Fred and Sadye Abrams Award for Excellence in Clinical or Laboratory Instruction (1993), Lindback Award for Distinguished Teaching (1996), and The Dean's Faculty Achievement Award (2005).

Throughout her nearly 23 years at Jefferson, Schaaf has worked with the rest of the OT faculty to continuously incorporate the latest innovations and trends into the curriculum in order to stay at the top of the field. The most recent advancement is the development of a clinical doctorate program that is expected to launch in September 2007. "We are developing a doctoral program that will allow practicing clinicians to gain advanced and specialized skills and knowledge," she says. "This program will allow students to work with leaders and innovators in OT and outside OT to advance clinical practice."

When she is not teaching, conducting research, working with kids in her small private practice, or exercising with her husband and three daughters, Schaaf may be found writing about her experiences with sensory integration (SI). Her first book, *Understanding the Nature of Sensory Integration with Diverse Populations*, focused on applying SI theory with people who have a variety of disabilities. Her latest book is a "how-to" for working clinicians. It's called *Sensory Integration: Clinical Reasoning with Diverse Populations*. Schaaf says, "The last chapter is my favorite. It's called 'Sensational Ways to Play' and it offers lots of ideas for therapeutic sensory motor activities with kids."

Schaaf says the favorite part of her job is still interacting with students. "I love watching them get turned on by OT," she says, "especially as they develop in the neuroscience class. They learn a whole new language, understand how the



Roseann Schaaf uses a sensory integration approach of OT with Aiden Stevenson, as students observe.

nervous system works, and learn to solve complex clinical problems. I love seeing students understand for the first time how an intervention that they might participate in with a client can actually change the way their brain functions!"

"This is why I got a PhD in neuroscience," Schaaf continues. "I wanted to be able to explain the complexity of the brain and behavior and to describe its relevance to OT. It turns out that the age-old philosophy of OT practice that advocates for engagement in meaningful activity during the rehabilitation process is actually supported by the neuroscience research. I often comment that the rest of the science world is just catching up to us!"

Dr. Roseann Schaaf and Dr. Lucy Miller teamed up with a group from Temple University on June 23 for a seminar on Sensory Processing Disorders at Jefferson. All proceeds benefit Schaaf's research. For information, go to: <http://www.jefferson.edu/jchp/ot/happ.cfm> or email txw131@jefferson.edu

Career Development Center Announces New Online Career System

Considering a career change or new job? Could you network with current students? Does your employer want to hire Jeff grads?

The JCHP Career Development Center is excited to announce its acquisition of the online career management system, eCampusRecruiter.com. This web-based system allows students, alumni, and employers to interact. Individuals can search for jobs, post resumes for potential employers, and network with each other.

The service is free to all students, alumni, and employers. Since launching eCampusRecruiter.com in January, there has been a great response. More than 150 students have posted resumes and close to 200 employers have signed up to post jobs and view resumes. There are more than 100 active job openings, with more being added each week.

Alumni involvement is the final step in the development of this online community. By signing up, you can search for a new job, share your experience with students and peers, and help your current employer by posting job ads.

Ready to get started? See the box for instructions

In addition to these new online services, the Career Development Center continues to offer individual appointments to alumni for resume review, mock interviews, career assessments, or other support. Call (215) 503-5805 to schedule an appointment with a career counselor or email your career-related questions to dayna.dunsmoor@jefferson.edu. We'd love to see you. Alumni are also welcome to attend the JCHP job fairs every spring and fall.

TO SEARCH FOR JOBS:

1. Go to www.eCampusRecruiter2.com/Jefferson and click on the icon labeled "Student & Alumni Job Seekers."
2. Complete your profile and click "Submit."
3. In 1-2 business days, you'll receive an email from the Career Development Center informing you that your Job Seeker profile has been approved and you can now begin searching for jobs.

TO VOLUNTEER AS AN ALUMNI NETWORKING CONTACT:

1. Go to www.eCampusRecruiter2.com/Jefferson and click on the icon labeled "Become a Mentor."
2. Complete your profile and click "Submit Information." You will then preview your profile and click "Submit."
3. In 1-2 business days, you'll receive an email from the Career Development Center informing you that your Alumni Mentor profile has been approved. Students will then contact you as they have an interest in learning more about your career path or need career advice.

TO POST JOB OPENINGS:

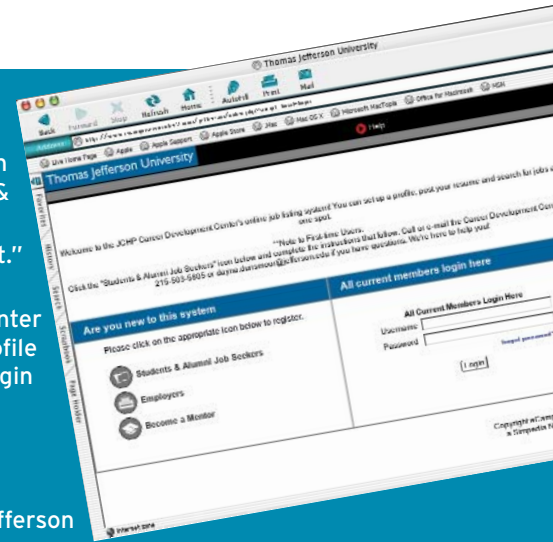
1. Go to www.ecampusrecruiter2.com/jefferson and click on the icon labeled "Employers."
2. Type your organization's name in the box to see if they already have an account in the system. You will then establish a username & password and complete a profile for your organization.
3. In 1-2 business days, you'll receive an email from the Career Development Center informing you that your Employer profile has been approved and you can now begin posting your job openings. Pressed for time? Send us your job and we'll enter it for you!

(Please note that you will need to set up a separate profile for each of the activities in which you choose to participate.)

JCHP Career Development Center

Dayna Dunsmoor, Director
dayna.dunsmoor@jefferson.edu

Amelia DiValerio
Administrative Assistant
Amelia.DiValerio@jefferson.edu



Please call or stop by to schedule an appointment with a Career Counselor. Contact us at:

Phone: 215-503-5805
Fax: 215-503-9834

130 South 9th Street,
Suite 707 Edison Building

Office Hours:

Monday - Friday, 9:00 am - 5:00 pm

Departmental News

Bioscience Technologies

New Degree Prepares Technologists for Laboratory Settings

An anticipated shortage of qualified laboratory technologists has led Jefferson to launch a professional Master of Science degree in Bioscience Technologies.

“Leaders in the lab environment must not only know technology, but must also manage lab funds, oversee personnel, and know the latest regulations,” explains Shirley E. Greening, MS, JD, Professor and Chair of the Department of Bioscience Technologies. “This degree gives students the education and skills to enter leadership positions in laboratories within a year of starting the program.”

Beginning in September 2006, Jefferson will offer specialties in Biotechnology/Applied Molecular Technologies, Cytotechnology/Cell Sciences, and Medical Technology/Clinical Laboratory Sciences. Jefferson offers the only

fast-track master’s level program in these specialty areas in the nation, and the only master’s degree in these fields of study in the northeastern United States.

Jefferson offers the only fast-track master’s degree in these fields of study in the northeast

The full-time, 12-month program is designed for students who have a baccalaureate degree and 33 prerequisite credits, including 24 credits of biology and/or chemistry (four must be organic chemistry), six credits of English, and three credits of math (preferably statistics).

Students will take two semesters of classroom and laboratory courses that teach fundamental theory and practical skills, followed by four months of practicums.

Graduates will be prepared for careers as technologists in a variety of settings, such as hospital or commercial clinical diagnostic laboratories; veterinary or public health laboratories; or forensic, genetics, academic research, biotech, or pharmaceutical testing laboratories. The program also provides a strong lab background for students who plan to apply to medical school or other science doctoral programs.

For more information, including application information and a listing of the curriculum, visit www.jefferson.edu/jchp/lis/profMS.

C A R A H

CARAH to Study Mental Health of Older African American Adults

\$2.2 Million Awarded for Partnership with Germantown’s Center in the Park

Why do African American elders consistently report lower rates of depression than white elders although they have poorer health and higher rates of chronic illness?

Research from the past 15 years has consistently shown health disparities between whites and minorities in the United States. African Americans in particular are at higher risk than Caucasians for serious health conditions such as stroke, diabetes, cancer, cardiovascular disease, and mild cognitive impairment. These chronic conditions typically contribute to depression in elders

as a whole group, but for African American elders the rates of depression are much lower than their white counterparts.

This discrepancy in depression rates is the basis for a newly funded project at Jefferson’s Center for Applied Research on Aging and Health (CARAH). The National Institute of Mental Health awarded a five-year, \$2.2 million grant to CARAH and Center in the Park (CIP), a nationally accredited community senior center in the Philadelphia region which has received numerous awards for its innovative programming. The project, *In Touch: Mind, Body and Spirit*, will explore perspectives



Graduating "Seniors" of Center in the Park's Harvest Health Program.

on health and well-being among a population of African American elders. In the process, the partners aim to create a sustainable infrastructure for systematic mental health research and health professional training.

To explore why older African Americans have lower rates of depression than whites of the same age group, CARAH will interview CIP clients with a range of physical and functional difficulties to find out about their lifestyles, health habits, and quality of life. Located in the Germantown section of Philadelphia, CIP serves more than 6,000 community-living urban elders, the majority of whom are African American.

"We want to change the landscape of mental health research and care for African American elders," explains Laura N. Gitlin, PhD, the director of CARAH and principal

The National Institute of Mental Health awarded a five-year grant to explore perspectives on health and well-being among a population of African American elders

investigator of the project. "With this project we hope to advance clinical research that examines the relationship between depression and physical disability and to identify effective and innovative approaches to promote positive aging and mental health in African American older adults."

One of the first activities of the grant will involve developing an electronic membership database at CIP to track the health and well-being of CIP clients. CARAH researchers will interview CIP clients about topics such as their mood, health status, or perceived benefits of specific CIP programs. CIP will use this information to evaluate health trends among its membership, identify those at risk, and tailor programming. Additionally, CARAH will implement three different research projects which collectively examine the adaptive coping styles of African American elders and mental health treatment preferences, and test innovative interventions that promote positive aging.

Based on the research, CARAH will be able to recommend new activities for the Center to offer its clients. In addition to traditional mental health activities like counseling, researchers will incorporate new ideas from recent literature, as well as more far-reaching methods such as creative arts and travel.

"This partnership is important to CIP for several reasons," explains Lynn Fields Harris, executive director of Center in the Park. "It provides the opportunity to do important research in an area that has been largely overlooked in our community, while building upon our previous successes in implementing evidence-based programs and demonstrating with hard facts and figures the positive outcomes of doing this type of work in a community-based setting."

Another component of the *In Touch* project is research training opportunities for health professionals from a variety of fields. By working together to design collaborative-based clinical research, health professionals—including geriatric fellows and students in medicine, nursing, occupational therapy, and physical therapy—will identify culturally relevant research questions, carry out clinical research, and translate their findings into evidence-based programs for the target group.



Harvest Health Participants

"This project is multi-faceted," says Dr. Gitlin. "As we conduct this research and share our findings over the next five years, we will be advancing our general knowledge about best models for developing living laboratories or research infrastructures with community settings and learning how we can positively affect the mental health of elderly African Americans. The results will have an impact beyond our partnership. That's very exciting."

Nursing

Volunteering at the Franklin Institute



Nursing student Barbara Mesmer helps high school students dissect a sheep's heart.

Recently, nursing students taking pediatrics courses have had the opportunity to receive credits towards their clinical rotations in an unlikely setting: the Franklin Institute. This past fall, the museum invited a team of 23 volunteers to assist educators in dissection workshops and answer medical questions on the museum floors.

“Volunteering in the workshops and on the floor of the museum is a great experience, helping me to learn how to work with all kinds of people,” says Barbara Mesmer, nursing student and Student Coordinator for the partnership between JCHP and the museum. “This is not only an opportunity for students to complete their clinical requirements but also to hone communication skills with a number of age groups.”

The partnership between JCHP and the Franklin Institute came from the networking skills of a former faculty member, Anne M. McGinley, PhD, CRNP, who is now Assistant Professor and

Assistant Dean at the University of Medicine and Dentistry of New Jersey (UMDNJ) – Stratford Campus. While she was the Director of Undergraduate Programs in JCHP’s Department of Nursing, Dr. McGinley served on the health advancement committee for the Franklin Institute’s new Giant Heart. When she learned that the museum’s leadership wanted to recruit college students to help with workshops, she suggested that her students volunteer as part of their community health experience.

Brenda Holtzer, PhD, RN, JCHP Nursing Instructor and Pediatric Coordinator, has been working with student coordinators to organize groups of volunteers for the Franklin Institute for four semesters now. They expect the partnership to continue in the future.

Nursing students work with children from grades three through twelve who are visiting the museum on field trips. Each age group visits a different setting, so the Jefferson

students have an opportunity to experience a variety of exhibits.

Elementary school students visit the Giant Heart Workshop. The workshop explores the form and function of the heart, and the importance of caring for the organ. During the workshop the third through fifth graders participate in a “Heart Relay Race,” learning how the heart pumps blood through the body and what happens as blood makes that trip. Jefferson volunteers answer questions from students and teachers.

Students in grades six through eight visit the Eyeball Dissection Workshops where they dissect a cow eye to explore its function and structure and to learn about vision. High school students work under the direction of a trained museum instructor in the Heart Dissection Workshop. Each student dissects a sheep’s heart to learn about its structure. During these workshops, volunteers support the instructor by assisting individual students with the dissection and answering questions.

Nursing students work with children from grades three through twelve who are visiting the museum on field trips

“Volunteering at The Franklin Institute went above and beyond my expectations,” says Mesmer. “Learning to work with and having fun with the visiting children made this experience mean so much more than just completing another requirement.”

Nursing

First Nurse Anesthesia Master's Students Matriculate

In January, 15 students began the 30-month, eight-semester nurse anesthesia master's degree program, which prepares registered nurses to become certified registered nurse anesthetists (CRNAs). After completing the degree, students can sit for the national certification examination.

"This program is Jefferson's response to the nationwide shortage of nurse anesthetists," says Mary G. Schaal, RN, EdD, Professor and Dean of Jefferson's School of Nursing. "As an academic health center, we have outstanding resources to support a CRNA program. Through integrated classroom and clinical instruction, students

will develop the didactic knowledge base and clinical skills essential for safe and effective practice."

Integrating problem-based learning ... makes JCHP's program stand out

The program includes 74 credits within three areas of study: nursing (including research), anesthesia, and clinical practice. Each student will complete over 1,000 hours of clinical rotations and administer more than 550 anesthetics.

"Integrating problem-based learning is new to the nurse anesthesia specialty," explains Michael Booth, MA, MSN, CRNA, the Program Director. "Building this concept into the curriculum makes JCHP's program stand out." Patient simulation and evidence-based practice are other key elements of the program.

Eligible students must possess a registered nurse licensure and have a bachelor of science or doctorate in nursing, among other specific requirements. For more information, visit www.jefferson.edu/jchp/nursing/msnspec.cfm#crna.

Nursing

NNP Coordinator Honored



Ksenia Zukowsky, CRNP, PhD, Assistant Professor and Coordinator of the Neonatal Nurse Practitioner (NNP) Program in the School of Nursing, received a March of Dimes New Jersey Chapter 2006 Reality Award. She won in the category "Not Your Average Joe — Professional Education" for

her commitment to going above and beyond to exemplify the best of maternal child health nurses in New Jersey.

She was honored at the March of Dimes reception held on March 9 at the Westin Princeton at Forrestal Village in Princeton, NJ. Fourteen other maternal child health nurses were recognized for their accomplishments both in and outside of the workplace.

Zukowsky has devoted her thirty-year nursing practice to the care of neonates and their families in acute care and community settings. She has also focused on educating future NNPs.

After Jay S. Greenspan, MD, Professor and Vice Chairman of the Department of Pediatrics at JMC, approached the School of Nursing about helping to end the shortage of NNPs, Zukowsky joined the School of Nursing faculty in 2003. She came

on board to design, develop, and implement the NNP Program at JCHP.

In 2004, she and Mary Bowen, CRNP, DNS, JD, CNAA, Associate Professor, Vice Chair, and Director of the Graduate Program in the Department of Nursing, established the Neonatal Education Consortium in partnership with the College of New Jersey and University of Delaware. There are no other NNP programs in either state, so the consortium offers students in New Jersey and Delaware a unique opportunity to become an NNP. Zukowsky is the consortium's project director.

Nursing

New Teaching Tools Keep Nursing Education Current

The Department of Nursing has two new clinical simulation tools: a radiant warmer and a SimBaby. The Air-Shields Resuscitaire radiant warmer, donated by the manufacturer, Draeger Medical Infant Care, Inc., is the same product hospitals use to keep newborns warm. SimBaby, an infant-sized mannequin from Laerdal Medical, helps students learn emergency care of infants.

room environment,” she shares. “I am sure that as Jefferson’s NNP students graduate, they may very well find themselves in a perinatal unit that already has the Resuscitaire in use.”

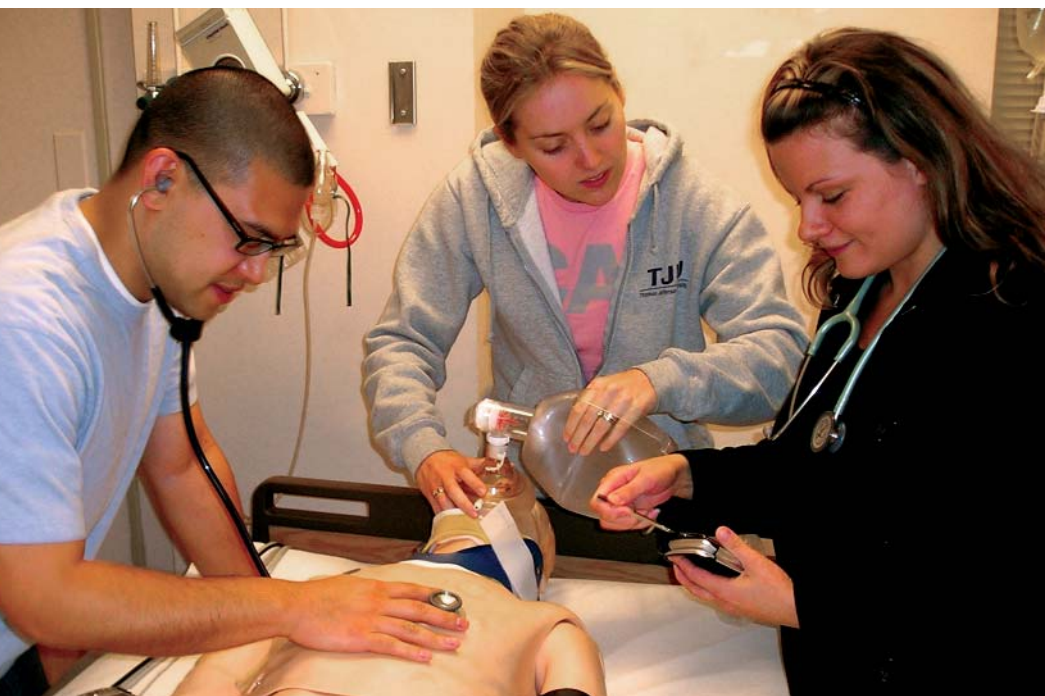
The other new tool, SimBaby, can be programmed to prompt for physical assessment or such clinical interventions as acute neonatal infant resuscitation.

Dr. Zukowsky has teamed up with Jefferson and Alfred I. Dupont Hospital’s Director of Neonatology, Jay S. Greenspan, MD, Professor and Vice Chairman of the Department of Pediatrics at JMC, and Kevin Dysart, MD, Clinical Assistant Professor, to train fellows and residents in basic neonatal care and teamwork among healthcare professionals.

“Research has shown that enhanced communication in ICUs improves patient outcomes,” Dr. Zukowsky says. “A better understanding of each team member’s role and discipline will improve communication between these key team members.”

Neonatal team members could include RNs, NNPs, pediatric residents, neonatologists, respiratory therapists, anesthesiologists, nurse anesthetists, pediatricians, and obstetricians. By training together in a simulated setting, healthcare practitioners and students can learn quickly and safely, without harming a patient.

“The ultimate outcome is to prepare healthcare providers to save the lives of babies who might not survive otherwise,” says Dr. Bowen. “By working with SimBaby, they can increase their skill proficiency in caring for infants and become competent in resuscitation and patient safety.”



“Our students need to use the latest technology and simulation devices,” says Mary Bowen, CRNP, DNS, JD, CNAA, Associate Professor, Vice Chair, and Director of the Graduate Program in the School of Nursing. “This type of training yields highly competent graduates, which is a hallmark of Jefferson alumni.”

Nancy St. Clair, Perinatal Care Area Manager with Draeger, was instrumental in the company’s donation. “The Resuscitaire was designed to meet all the needs of newborns from the most critical infant to healthy babies, specifically in the delivery

Educators can assess students’ clinical performance, nursing and medical knowledge, communication and interpersonal skills, and leadership using this device.

The impact of these new tools reaches beyond nursing students. “We plan to use SimBaby to train hospital interdisciplinary teams,” says Ksenia Zukowsky, CRNP, PhD, Assistant Professor and Coordinator of the Neonatal Nurse Practitioner Program, who is also a regional instructor for the American Academy of Pediatrics (AAP) Neonatal Resuscitation Program.

The ultimate outcome is to prepare healthcare providers to save the lives of babies who might not survive otherwise

Occupational Therapy

Occupational Therapy Celebrates 20th Anniversary



On September 18, 2005, occupational therapy alumni celebrated Jefferson's Occupational Therapy's twentieth anniversary at the Liberty Museum in Philadelphia. As they sipped their OTinis and caught up with old friends, they reminisced about occupational therapy at Jefferson.



Eight graduates from the first OT class and their families attended the soiree. Those students first entered what was then Jefferson's College of Allied Health Sciences in August 1983 – a year when Ronald Regan was president and the Sixers won the NBA Championship. They were among the 27 pioneering baccalaureate and certificate students of the new Department of Occupational Therapy who graduated in 1985. Together with department chair Ruth Levine, EdD, OTR/L, FAOTA, and faculty members

Roseann Schaaf, Dawn Papougenis, Ellen Kolodner, and Susan Cook Merrill, the group set out to build a department that would live up to the Jefferson name.

And look at us now! Jefferson's incoming class in September 2005 numbered 45. The department now offers three programs: the combined BS/MSOT, entry-level MS, and advanced MS degrees. A doctorate in OT is planned for the near future.

The department has seen many changes in these 20 years. The physical suite now accommodates 13 faculty and 3 support staff, as well as several adjunct faculty and four research faculty. New facilities include a classroom and lab space for sensory integration activities, an activities of daily living training suite, and a classroom and lab space that offer opportunities for interactive learning. The assessment library has over 400 items.

The OT faculty have always worked to provide innovative approaches to teaching, research, and service, with a curriculum that includes a mix of classroom, lab, and "hands-on" experiences. For example, first year students learn biomechanical and mobility skills from "consumer faculty" – people who live with the disabilities that students are learning about.

To best prepare students for work in the real world, there are now over 500 clinical fieldwork sites (up from a mere 180 in 1983). Leading the way regionally for almost 10 years, Jefferson has established many unique fieldwork experiences at community-based sites, including assisted living facilities, homeless shelters, and senior centers.

The department's international connections began with a student exchange program with St. Loyes College

in Exeter, England. More recently, connections have been established with rehabilitation centers in Havana and Cardenas, Cuba, and with Kitasato University in Japan.

Research is key to the department's vision and mission for both students and faculty. The curriculum requires four research courses in which students learn to use research in evidence based practice, to review literature, to develop research proposals, and to analyze data. In their final semester, all students complete a faculty mentored research project.

Faculty are engaged in a variety of innovative research projects, and students offer integral support. Those projects include the introduction and use of meaningful activity for individuals with dementia and their caregivers; health promotion and patient education programs for individuals with heart failure; how occupational therapists address spirituality in occupational therapy practice; and how children with autism react to sensory stimulation.



After celebrating 20 great years, the department is eager to plan for the next 20 years. Stay in touch to find out what we're doing!

Occupational Therapy

Phillies Celebrate OTs

Jefferson Student Organizes First OT Awareness Night at Citizens Bank Park

Shannon White, an occupational therapy student wanted to help people learn what OT is. Last summer at a Phillies game, it clicked. “I knew there were lots of occupational therapy schools and hospitals in the area, and while I was at a Phillies game, I thought: what a great way to promote our profession and bring awareness to the public. Bring OT to the Phillies!”

She called the Phillies’ office and they started planning OT Awareness Night at the Phillies, which was scheduled for April 22 at 7:05 p.m. Due to rain, the game was postponed to July 30.

Shannon, a native of Lititz, PA, is a second year master’s OT student at Jefferson; she will graduate from the program in December. Shannon says she has grown to love Philadelphia for the educational opportunities it has provided her, the lasting friendships she has made at Jefferson and, “of course, it’s the home of the Phillies! The Phillies have always been my team,” she reveals. “My parents had season tickets when they were first married, and the Phillies tradition has been carried throughout the years. Once a Phillies fan, always a Phillies fan!”

“We sold over 1,000 tickets to OT night,” Shannon says. “First I sent an email to the Pennsylvania Occupational Therapy Association. We sold a lot of tickets that way. Then I got contact information for local occupational therapy schools. Philadelphia University, Temple, Elizabethtown and University of the Sciences in Philadelphia got involved right away. I’m doing a clinical rotation at Magee Rehabilitation Hospital, who greatly supported my idea and started the ticket sales immediately. Jefferson and other local hospitals were also quick to respond and get involved.”

Physical Therapy

Heather Shriver Named Outstanding Student



Heather Shriver, a BS/MS PT student who graduates in August, received an “Outstanding Student” award from the Pennsylvania Association of Graduate Studies.

The prize is presented to a Pennsylvania graduate school student who demonstrates academic excellence; makes a contribution to the chosen profession, community, and research; shows potential for future service to the profession; and has persevered in the face of barriers to higher education.

A long resume of achievements qualified Heather for the award. She is a Dean’s List student with a great deal of research experience. In 2005, Heather combined her love of travel with academics when she traveled to Sacaton, Arizona, for a clinical rotation at Hu Hu Kam Hospital. She researched and presented evaluation tools and issues regarding balance and falls to doctors and physical therapists. “I loved Arizona, which is so different from here, and it was great to work with a population of Native Americans,” Heather explains. “But it was too far away from my family to stay for the long term.”

That same summer, Heather had a five-week research fellowship at UMC St. Radboud Hospital in Nijmegen, Netherlands, where she conducted a pilot study on facial sensibility and movement dominance in relation to facial palsy. She developed a research protocol, implemented the study on 30

subjects, evaluated the data, and wrote a journal article about her findings.

As a graduate research assistant in the physical therapy department, Heather synthesizes information for clinicians on functional outcomes of therapy conducted after primary and metastatic brain tumors. She has also assisted with research on patients with Parkinson’s disease.

Heather’s distinctions reach beyond academics. As a cadet in the Air Force Reserve Officers’ Training Corps (AFROTC) at Saint Joseph’s University, she was highly esteemed. In 2005 the AFROTC acknowledged her leadership abilities by naming her a Distinguished Cadet (top 10% of all cadets) and giving her a Top Gun Award (top 4% of all cadets). She was the only woman to receive this latter award at the Ellsworth II encampment in 2005. Heather also received the Ironwoman Award in 2005, which recognized her as the single most physically fit female at the encampment.

Physical Therapy

Spotlight on Tim Fox, MSPT '95

President of Fox Rehabilitation Develops Mentoring Program to Create a Place for New Graduates in Geriatric Home Health Care

Tim Fox, MSPT '95, never believed what others told him: that home care was not a good place for recent graduates. So he devised a way to get new physical therapy and occupational therapy graduates into geriatric home care. He felt that by deliberately mentoring new therapists to work with older people he could help meet the needs of the increasing number of older Americans.

In 1998, Fox created Fox Rehabilitation to provide home care to elderly patients. By sending physical therapists and occupational therapists into a patient's home, Fox removed a huge barrier for many older people who often do not drive and may struggle to find someone to drive them to appointments. Home care

ensures consistent and timely treatment for patients and allows them to learn to manage their daily tasks in a familiar space. Instead of practicing climbing stairs in a clinical setting, they can practice on the stairs they use every day, to name only one example.

The concept works, but only when there are therapists who are trained to work in this environment. As the population grows older, Fox is concerned that therapists are not learning how to attend to the needs of geriatric patients. "The current number of new therapists going into home health care is very small. I would say it's so small it's in a zero state of existence—it's probably not happening," he said in a recent article in *ADVANCE for Physical Therapists & PT Assistants*.

In order to make his operation accessible to new graduates and to increase the number of therapists who work with geriatric patients, Fox developed a system in which experienced therapists would mentor newcomers to the field. Working with a mentor provides a supportive environment where the mentees can learn the skills they need. By observing what kinds of things a patient does every day and seeing where he

or she performs those activities, trainees learn to structure therapy that will directly impact the patient's life.

Fox developed a system in which experienced therapists would mentor newcomers to the field

To become a mentee at Fox Rehabilitation, new graduates endure a rigorous interviewing process. All those interested in the mentoring program sign a 12-month contract and receive a salary and benefits just as any practicing clinician would. The mentees receive more supervision than an experienced therapist, and they are required to attend geriatric home health care training classes with emphasis on topics such as dementia management, custom wheel chair assessment, cardiovascular and pulmonary function in older adults, and adaptive equipment. Mentor therapists do not work with as many clients as typical PTs and OTs do, because they spend time training, meeting with, and reporting on those they mentor.

The mentoring relationship isn't the only unique aspect of Fox Rehabilitation. All therapists are full-time employees, which is uncommon in the home health field. It was important to Fox that patients receive care from consistent clinicians. "I don't want our patients to be someone's part time job," Fox says. He clearly loves his job and has set up a method to prepare other therapists to do what he does and love it just as much.

To read more about Fox Rehabilitation's mentoring program, check out the article, "Mentoring in Home Health: Fox Rehabilitation creates a new approach for therapy graduates" written by Beth Puliti for *ADVANCE for Physical Therapists & PT Assistants*. The complete article was printed in the magazine's March 20, 2006 issue.



Radiologic Sciences

Improving the Radiologic and Imaging Sciences Master's Program

The first cohort of students has reached the midpoint in Jefferson's executive-style master's degree in radiologic and imaging sciences. Already, improvements are being made to the program's schedule.

This year's cohort of twelve—including three Jefferson alumni—is pleased with the instruction thus far. Michele Tertel '01, nuclear medicine program director at Frederick Community College in Maryland, is the sole administrator and teacher in her field there. She says the master's program is "beneficial, yet very rigorous. It's helped me with accreditation and teaching techniques."

"Seeing people from different modalities who are all on the same track was a surprise," she explains. "There are four of us in the education track: two are nuclear med, one is radiology, and one is ultrasound. We're all focused on advancing our profession."

Andrew Sanderson '01 is another alumnus in the program. He does x-ray and ultrasound per diem at sites around

Philadelphia and is glad to have time during the week for schoolwork. "The program is intense and invigorating—just what I was looking for," he says. "I had gotten to the point where the profession was feeling dull; I thought I had mastered everything. This program has changed all that. The professors' information and the class discussions are changing my perceptions of the field and my thought processes."

When the second cohort starts the program in September, they will benefit from lessons learned. Participants will still earn their degrees within one calendar year; however, they will do so with fewer trips to campus. New students will also have the option of a half-time program, which gives them two years to complete the program.

Highlights of the MS in Radiologic and Imaging Sciences degree

- Full-time students complete a common curriculum over six consecutive mini-sessions in 12 months. Half-time program students complete the curriculum over twelve mini-sessions, in two years.
- Students in the full-time program will meet on campus only one three-day weekend a month for 12 consecutive months. Classes are held the first weekend each month: Friday from 1:00 pm to 6:00 pm, Saturday from 8:00 am to 6:00 pm, and Sunday from 8:00 am to 1:00 pm.
- For the 24-month half-time program, classes are held Friday 1:00 pm to 6:00 pm, and Saturday 8:00 am to noon in the first year, when students focus on the core courses. In the second year, classes are held Saturday 1:00 pm to 6:00 pm and Sunday 8:00 am to noon.
- One-on-one meetings with advisors will be held on four Sundays from 1:00 pm to 4:00 pm. These extra hours will be arranged mutually by the faculty and students to work on thesis projects.

Radiologic Sciences

RS Students Win at National Conference



Second place winner Lori Gaynor with her poster display.

Radiologic Sciences students Lori Gaynor and Stephanie Erieg won second and third place, respectively, in the 2005 Scientific Poster Display Competition during the 77th Annual American Society of Radiologic Technologists Conference held in the Rosen Centre Hotel in Orlando, FL from June 4–7, 2005.

Lori won for her display, "Differential diagnosis of Sclerotic and Lytic lesions that metastasized from the prostate." Stephanie came in third place for her poster, "What

imaging modality best demonstrates a malignant pulmonary nodule?"

Started in 1984, the Scientific Poster Display is an annual tradition at the ASRT Annual Conference, managed by its Education and Research Foundation and sponsored by Agfa.

Radiologic Sciences

PET/CT Program Starts in September

The First Formal Training Program for PET/CT in the Nation

JCHP announces the debut of the first independent, formal certificate program in PET/CT in the nation, starting this fall.

“There is a great need for PET/CT technologists nationwide and especially here in Philadelphia, where there are approximately 15 PET scanners and techs are trained on the job,” shares Frances H. Gilman, MS, RT(R)(CT)(MR)(CV), Assistant Professor and Chair of the Department of Radiologic Sciences at Jefferson. “Jefferson already has nuclear medicine and CT programs in place at the baccalaureate level. We have the resources and faculty to

run this program. We felt that it was time to start a formal training program for a field that is only going to keep growing.”

Until now, there has been no formal training for this relatively new technology. Individuals working in this field usually have credentials in either CT or nuclear medicine and learn the other aspect of the work through on-the-job-training.

Jefferson’s program is designed to educate “hybrid technologists” who are trained and prepared to work in both CT and nuclear medicine.


Eligible students must be certified in Nuclear Medicine (CNMT or ARRT(N)). The 12-month part-time program will include didactic and clinical experiences in both CT and PET. The program was designed so that students could maintain their day time jobs. During the fall and spring

semesters, students will attend classes at Jefferson’s center city Philadelphia campus two nights a week. Clinical training is scheduled on an individual basis in the fall, spring, and summer.

After completion of the program, students will be eligible to take the ARRT(CT) and NMTCB PET certification exams.

We felt that it was time to start a formal training program for a field that is only going to keep growing

In Memoriam



Founding Dean of Jefferson’s College of Allied Health Sciences (now the College of Health Professions) Dr. John W. Goldschmidt JMC ’54 died February 9, 2006. Dr. Goldschmidt was a nationally recognized leader in the field of rehabilitation medicine. He designed and developed the Rehabilitation Center at Jefferson, the first multiple disability rehabilitation center for the severely handicapped which served as a model for many other such facilities throughout the country. He also served as the Director of Physical Medicine and Rehabilitation. He was the recipient of the Lindback Foundation Award for Distinguished Teaching.

He worked extensively in the area of cancer and stroke rehabilitation. Dr. Goldschmidt served on many national advisory and technical review committees for the National Institutes of Health and other voluntary health organizations. He was awarded the Gold Key, the highest honor bestowed by the American Congress of Rehabilitation Medicine, and the American Heart Association’s Distinguished Service Award. He served as president of the American Congress of Rehabilitation in 1974 and president of the National Association of Rehabilitation Research and Training Centers in 1980.

Class Notes

Bioscience Technologies

Doris Thomas Rowell '51 has retired from Bryn Mawr Medical group. While she reports she loved her work, she is now enthused to have time to baby sit for her two beautiful grandchildren and do some traveling. She lives in Glen Mills, PA.

Karen Dwyer '81 graduated with her degree in medical technology and will receive her Master of Science in Public Health from the Jefferson College of Graduate Studies. She is presently employed at FASgen, Inc. in Baltimore, MD, working on a new drug for tuberculosis.

Lisa Mainier Michalski '81 lives in Wheeling, WV and is married to John Michalski, MD '85. Her son, Brandon, is in the Physician Assistant program at Gannon University and her daughter, Casey, is a high school senior at the Linsly School. Lisa has earned an MS in Hospital Administration, a Physician Assistant MS, and PhD in Health Sciences and is currently finishing her first year of medical school at Lake Erie College of Medicine.

Yvonne L. Mattei '82 received a Master of Science degree in Jurisprudence from Seton Hall University in 2002. She lives in New Jersey.

Barbara Kessler Gawin '85 and **Gary Gawin '85** live in Cochranville, PA with their two children, Andrew, 14 and Alyson, 11. Several of their classmates from Jefferson joined them in celebrating their son's bar mitzvah on April 9, 2005 as well as their 20th reunion from



Jefferson. Barbara has worked at Children's Hospital of Philadelphia for ten years in their blood bank. Gary has worked for eight years as a systems analyst at Seimens.

Kelly Bartholomew Frankenfield '92 of Allentown, PA was married in 1996 and has two sons, Eric and Jack. She works at the Health Network Laboratory in Allentown and would love to hear from her cytology classmates at bullsnips@aol.com.

Lisa Mucciola Stasse '93 has returned from North Carolina and is now residing in West Chester, PA.

Patricia Kalck '94 is employed as a medical technologist at Esoterix/Lab Corp in East Windsor, NJ.

Sarah McCarthy '05 is employed as a cytotechnologist at Oregon Medical Laboratories. She lives in Eugene.

In Memoriam
Theodore (Ted) Weron '75 of Nanticoke, PA passed away January 22, 2006. He is survived by his wife, Janet, and two daughters.

Barbara Santoro Opperman '81 died February 3, 2005.

General Studies



JoAnn Tompkins '96 lives in Pennsauken, NJ and is in the Master of Liberal Arts program at the University of Pennsylvania.

Christina De Nardo '00 reports that upon the advice of Dr. Caroline Golab, she enrolled in an accelerated bachelor's program and graduated cum laude from Immaculata University in 2002. She lives in Philadelphia.

Nursing

Nancy Meier Calabrese '74 of Arnold, MD is working as a nurse practitioner and Director of the Health Center at St. John's College in Annapolis, MD.

Nancy Fulginiti '76 works as a nurse recruiter at the Kennedy Health System in Voorhees, NJ. She lives in Turnersville, NJ.

Michele LeNoir Palamountain '78 and her family moved back to Philadelphia after living for 20 years in Manhattan where she

was a pain management and hospice specialist. Michele presently has a private, holistic nursing practice in the city.

Jennifer Arthur '80 lives in Lancaster, PA and enjoys being a stay-at-home grandmother for her two year old granddaughter.

Nancy Wick Littlefield '80 graduated in May 2005 from Virginia Commonwealth University, Medical College of Virginia with a master's degree. Nancy accomplished this while continuing as Vice-President of Operations for Capital Hospice in Fairfax, Virginia.

Pamela Ollivier Pomponio '80 earned school nurse certification and is working as a high school nurse. Daughter Chelsea is studying French and Italian Literature at McGill University in Montreal, Quebec.

Judith Draper '82 is an assistant professor of undergraduate nursing at Drexel University. She is also a PhD candidate at the University of Pennsylvania. Judith lives in Princeton, NJ.

Anne Malin Markham '84 lives in center city Philadelphia with husband, Chris, and daughter Madeline. Madeline posed for a Holiday Greeting to the JCHP Alumni Office.

Jayne Stetto '84 will retire from the US Air Force after 21 years. Jayne achieved the rank of Lieutenant Colonel and served twice in Germany during both Gulf Wars. She also earned two graduates degrees and two board certifications. Jayne lives in Eagle River, AK.

Michael Kinslow '86 reports that after a career in critical care followed by schooling in

anesthesia, he worked and mentored in the Pennsylvania Hospital School for Nurse Anesthesia. Michael is currently the President of the Pennsylvania Association of Nurse Anesthetists Board of Directors where he has been a board member for the last six years. The organization works to protect practice rights.

Nancy Picarello '88 works in clinical research at a biotech company. She currently lives in Woodinville, WA after living for ten years in Southern California.

Jeanette Skitzki Snell '88 of Malone, NY works as a Quality Improvement Director at the Alice Hyde Medical Center in Malone.

Dawn Miller O'Neill '93 and her husband are the proud parents of Lyndsey, Lauren, Jason, and Jake. Dawn has been promoted to Assistant Nurse Manager of Pediatrics and PICU at Virtua West Jersey Voorhees. They live in Williamstown, NJ

Michele Vaccone Butler '94 lives in Huntingdon Valley, PA and gave birth to her son, Vaughn Joseph Butler, on November 16, 2004.

Ellen Marcolonuo '96 lives in St. Petersburg, FL and is employed as an internal medicine nurse practitioner there.

Jennifer Hettrich Mikulich '96 and husband, Scott, live in Downingtown, PA and have three children, Leah, Will, and Noah Scott. Jennifer is a nurse at Paoli Hospital in the Family Centered Maternity Unit.

Randee and Michael Goodman '97 have moved to Tucson, AZ after living in Florida where Randee worked at Sacred Heart Hospital in Pensacola and Fort Walton Beach Medical Center.

Ervial Hernandez '97 lives in Micenville, FL. A Captain in the Air Force, he returned from duty in Iraq in time to celebrate his 25th Anniversary. He is presently working as an operating room nurse and is in charge of infection control in the OR.

Michele Gaguski '98 was the recipient of the 2005 New Jersey Governors Merit Award in the Nurse Researcher Proficient category by the DHHS of New Jersey. She lives in Somers Point, NJ and has a two-year old son, Michael Edward.

Tiffany Taylor Johnson '98 and husband, Jim, live in Seattle, WA and happily announce the birth of their daughter Ava Marie. After maternity leave, Tiffany will return to work as an Emergency Room nurse at Harborview Medical Center in Seattle.

Mary Kaminski '98 graduated in May 2005 with a Master's in Nursing Informatics from the University of Maryland, Baltimore. Mary works as a Systems Analyst in IS at Thomas Jefferson University Hospital and teaches nursing informatics at Drexel University's Graduate School of Nursing. She lives in Philadelphia.

Maurice Wilson '98 received an MBA from Loyola College in Baltimore in May 2005. Maurice is the Director of Perioperative Services for the Upper Chesapeake Health System,

overseeing two hospitals, Upper Chesapeake Medical Center and Harford Memorial Hospital; and one surgical center, Upper Chesapeake Surgical Pavilion. He lives in Middle River, MD.

Rebecca Grasso '99 and '03 lives in Philadelphia. She and husband, Michael, and son Justin were excited to welcome their newest family member, Joseph Lewis.

Kimberly Rouse Schunk '00 is a Clinical Informatics Coordinator at the Atlanticare Regional Medical Center in Atlantic City, NJ. She lives in Seaville, NJ.

Joanne Jacalan '01 of Plainfield, NJ married Arvin Banaag on October 8, 2005.

Norman Morris '01 joined the Army Nurse Corps. For the last three years he has been a Second Lieutenant staff nurse in a busy Urgent Care Center. He is now a Captain and the Head Nurse at the same UCC. He hopes to continue his education and enter a master's program at Jefferson. He wants to return as a representative of the Army Nurse corps to lecture about Army Nursing. Norman lives in Newport News, VA.

Michelle Pszczolkowski Paynter '01 is employed as an RN at Atlanticare, Inc. in Atlantic City, NJ. She lives in Egg Harbor Township, NJ

Heather Smith Gregg '01 works at the Hospital of the University of Pennsylvania as a Staff Nurse in the Neuro-Trauma Surgical Intensive Care Unit and as a Trauma Liaison to the Trauma Surgical Nursing Core Group. In September 2004, Heather married Scott Gregg, a corporate journalist and

contract service coordinator for Coventry First. They live in Philadelphia.

Steve Jonas '02 works for the Veteran's Health Administration in Fort Lauderdale, FL and is pursuing a graduate program at the University of Miami for an MSN/MBA. In 2005, Steve assisted in hurricane relief programs via the Federal government in New Orleans and Broward County after Hurricanes Katrina and Wilma. Steve worked along with Kathryn **Sapnys '92**, MSN, PhD, who is Associate Nursing Director of the Miami VA Nursing. He lives in Fort Lauderdale, FL.

Nick Collins '03 works at the University of San Diego Medical Center. He lives in San Diego, CA.

Susan Ellis Murphy '04 moved to Logan Township, NJ and is the Coordinator for Maternal Child Health Education at Underwood Memorial Hospital.

Susan Troell '04 works as a Staff Nurse in Telemetry at the Olathe Medical Center in Olathe, KS, and lives in Overland Park, KS

In Memoriam

Elizabeth "Betsy" Oliver Dougherty '74 died in January 2006. She is survived by her husband, Charles, and a daughter.

Gale Clydesdale Peers '83 passed away May 18, 2004.

Diploma Nursing

Edith Gendebien Reeves '38 of Waddell, AZ sends greetings to any 1938 classmates who are still with us.

H. Joanne Eberly Loose '51

and her husband, Jim, have moved to a cottage in the town of Lititz, PA. They are enjoying being close to their four sons and their families, particularly their six grandchildren. Joanne gets together frequently with Marlyn Sparrow Marshall.

Practical Nursing**Mary Sacchetii Paolua '80**

is the Charge Nurse at a long-term care facility. She lives in Throup, PA. Mary has been happily married for 25 years and has two new grandsons.

Occupational Therapy**Elizabeth Newman '85**

reports she is the busy single mother of two wonderful girls, Michaela My Hoa, from Vietnam, and Rachel Mei Shan, from China. Elizabeth also works full-time as the occupational therapy rehabilitation manager at the National Rehabilitation Hospital in Washington, DC. She completed her OTD in May, 2005 and is now venturing into the research realm in addition to her regular responsibilities. The family lives in Olney, MD.

Deborah Souder-Pelaez '91

lives in Mt. Laurel, NJ and gave birth to a son, Samuel Pelaez, on June 23, 2005.

James Cino '95 of Toms River, NJ reports that for the last six years he has owned a private practice, "Adaptive Home Therapy, Inc." He is looking for qualified occupational and physical therapists to provide in-home therapy to non-homebound older adults in Ocean and Monmouth Counties in New Jersey. Interested parties may fax your resumes to James Cino at (732) 886-8862.

Jane Harty '95

of Collegeville, PA is taking a professional hiatus to make a long time dream come true. She will sail from Florida down through the Caribbean, Panama Canal, and the Pacific Islands to New Zealand and Australia. Jane also reports that her occupational therapy degree has provided her with amazing work possibilities. She worked at the VA hospital in Baltimore and Philadelphia for several years, and found it great to work with the vets. She then provided OT services for the geriatric population with the Visiting Nurses Association of Philadelphia. For the last two years, Jane has been a traveling occupational therapist and enjoyed working in VA, DE, SC, FL, and Ketchikan, Alaska (her favorite).

Maureen Clark Salamon '96

is an occupational therapist for Fox Rehabilitation. She lives in Philadelphia.

Helene McGovern Usher '96

and husband, William, of Audubon, NJ, welcomed their daughter, Helene Frances Usher, on July 1, 2005.

Amy Spence Elgin '97

announces a new member of the family, daughter Ava Lauren who was born on June 9, 2005. Ava has a big brother, Andrew. Amy works as an occupational therapist for Camco Physical and Occupational Therapy in Johnstown, PA. She lives in Windber, PA.

Donna Hanning '97 works as an occupational therapist for Hampton Roads School for the Deaf and Blind in Hampton, VA. She lives in Virginia Beach, VA.

Mary Penko Bales '00 lives in Rockford, IL and is married to

husband, Robert JMC '00. They are the parents of daughter Jillian Marie born on September 2, 2005. Mary is employed as the Senior Occupational Therapist at Van Matre Healthsouth Rehabilitation Hospital in Rockford.

Kimberly Scola '00 is employed as a school occupational therapist for Partners in Pediatrics. She lives in Medford Lakes, NJ.

Christine Sedam '00 works as an occupational therapist at the University of Pittsburgh Medical Center Shadyside in Pittsburgh, PA. She lives in Monaca, PA.

Christine Tierno Taitt '00 of Blackwood, NJ was married on January 14, 2006 to David Taitt. Christine works as a Senior Occupational Therapist for Sundance Rehab in Mt. Laurel, NJ.

Jessica Urso-Adams '01 gave birth to a daughter, Janiece, on January 2, 2005. Jessica works as an occupational therapist and the rehab coordinator of a skilled nursing facility in Pitman, PA.

Nicole Vanderzell Hunter '02 works as an occupational therapist for Hand and Upper Extremity Rehab in North Brunswick, NJ. She lives in Hightstown, NJ.

Colleen Lafferty '92 is employed by Theracare as an occupational therapist. She lives in Voorhees, NJ.

Physical Therapy

Joseph Napolitano '86 owns Fitness and Rehab, an outpatient physical therapy practice in Toms River, NJ. He lives in Wall Township, NJ.

Heidi Bockelkamp '92 is the Director of the Rehabilitation Services Department and is an adjunct instructor for the DPT program at the College of Misericordia, in Dallas, PA. She lives in Dalton, PA.

Daniel Drummer '94 reports that he completed his Transitional Doctorate in Physical Therapy at Temple University in May 2005. Dan currently works at San Francisco General Hospital, a Level 1 Trauma Center. He lives in San Francisco.



Tracy Umstot Stoudt '95 and **Joe Stoudt '95**, of Fleetwood PA, were married on September 6, 2003 and are the proud parents of a son, Evan Joseph. Tracy works as a staff physical therapist at HCR Manorcare in Laureldale, PA. Joe is clinical director of physical therapy at Commonwealth Orthopedic Associates in Wyomissing, PA.

Virgina Dietrich Standford '96 of Walkersville, MD and husband Greg announce the birth of their daughter Alexis Elizabeth who joins big sister Sabrina. Ginny works part time at Frederick Sport and Spine Clinic in Frederick, MD.

Dana Schwartz '96, of Long Branch, NJ, married Christian Resh on October 22, 2005. Dana is the co-owner of Schwartz Physical Therapy.



Amy Bennett Metrena '97, of Danbury, CT, and husband David announce with great pleasure the birth of a daughter, Hannah Maria. She reports that they love every minute of being parents. Amy is on leave from Blythedale Children's Hospital in Valhalla, NY where she is employed as a physical therapist.

Lori Schlegel '97 enjoys her two sons, Matthew and Nathan. Lori works per diem for Nursefinders. They live in Bethlehem, PA.



Annette Hagmaier Nedeljkovic '98 lives in Somerville, MA. She married Zoran Nedeljkovic JMC '97 in September 2005. Annette works as a physical therapist at an outpatient site of Hallmark Health in Medford, MA.

Lou Legaspi '00 opened up a private practice in June 2004, Performance Physical Therapy & Fitness, Inc, in Radnor, PA, specializing in orthopaedic, spine, sports, and aquatic PT.

Performance PTF also offers post-rehab programs such as fitness, personal training, Pilates, yoga, and sport-specific training. He lives in Wynnewood, PA with wife, May, and son, Luc.

Amy Snukis Stankavage '02 lives in Pottsville, PA and was married to husband, Brian, on her birthday, May 28, 2005. Amy and Brian honeymooned in Negril, Jamaica.

Cori Brindle Clemmer '04 of Bethlehem, PA married Christopher Clemmer in April, 2005. Cori works as a physical therapist at Orthopaedic Associates in Allentown, PA.

Radiologic Sciences



Sharon Fitzpatrick Otto '77 along with husband, Steve, and dog, Albert, lives on a 100 acre blueberry farm in Bangor, MI. Sharon was the lucky winner of a 2005 Hyundai Santa Fe from the ASRT car drawing. She is employed as a nuclear cardiology technologist at Cardiology II PC in South Haven, MI.

Robert Slothus '78 was married in 2000 to Deborah Montis and has four step children and one grandchild. They live on a five acre "farmette" in Williamsport,

Loyalsock Township, PA with 20 chickens, two dogs, and plenty of fish in a very large pond. Robert is the Director and Associate Professor of the Department of Medical Radiography at the Pennsylvania College of Technology where he has taught for 27 years. He was included in "Who's Who Among America's Teachers" for 2003-04; he was nominated by students listed in "The National Dean's List" who are invited to nominate a former teacher who has contributed significantly to their success and growth.

Linda Hecker Gray '79 was appointed Chief CT/MRI Technologist at Eastlantic Diagnostic Institute in Vineland, NJ where she resides.

Amy Brattelli Famille '00 was married on August 25, 2005 to Shane Famille; they live in Glendora, NJ. Amy works at Larchmont Imaging Associates.

Patricia Johnson '00 lives with her family in Bear, DE. Patricia reports she gave birth to Emma Catherine on December 16, 2005 who was welcomed and well loved by big sister, Julienna.

Whitney Mauser '00 works in an outpatient facility in Tucson and adopted a sibling group of six children from Medellin, Columbia in July, 2005. She reports that all are doing well in Marana, AZ.

Christine Buchanan Walton '02 is employed by Mercy Fitzgerald Hospital as a cardiovascular technologist. She lives in Drexel Hill, PA.

Matthew Clarke '03 reports that he married Michelle Lazarus on June 4, 2005 in Wilmington, DE. The couple resides in Philadelphia. Matt is still happily employed at Children's Hospital of Philadelphia.

Susan M. McFarland '04 has worked as an MRI Technologist at Abington Memorial Hospital since graduation. She lives in Horsham, PA.

In Memoriam

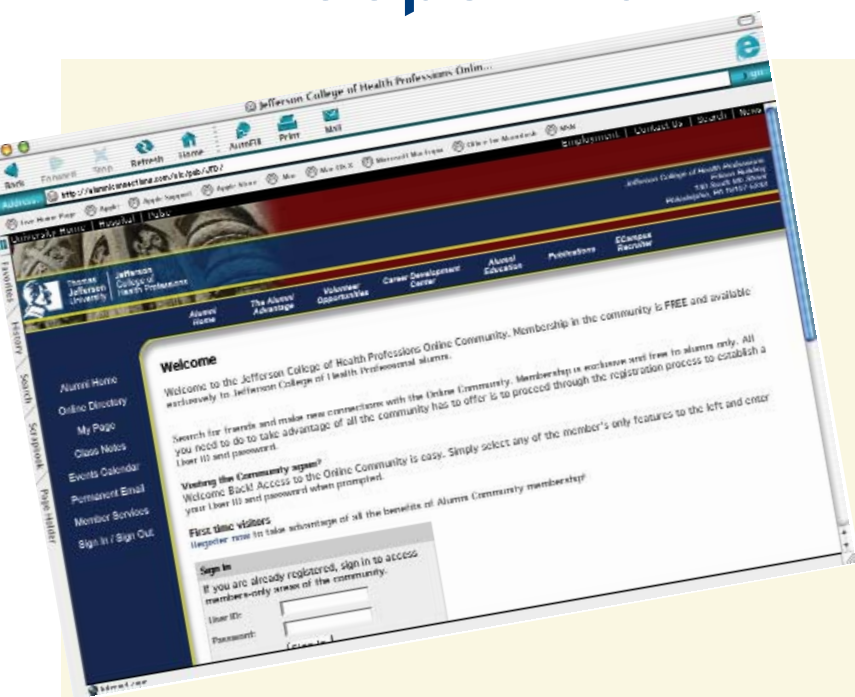
Joan Nowak '95 of Spring, Texas, formerly of Delaware County, passed away November 5, 2004.

Michael Hartman '88 is a Professor and Program Director of Vascular Technology at Long Island University. He lives in Port Washington, NY.

Maureen McGee Karcher '93 is employed at Abington Memorial Hospital as a perinatal ultrasonographer. She lives in Lansdale, PA.

Tara Schwartz Dianna '95 works as a sonographer at Ephrata Community Hospital in Ephrata, PA. She lives in Sinking Spring, PA.

New Online Directory Keeps Alumni in Touch



The online directory is easy to use. Simply click on <http://www.alumniconnections.com/olc/pub/JFD/register/register.cgi> and register for your free access to the alumni directory.

Do you ever wonder about your former classmates? Do you ever want to find a professional who trained at Jefferson?

Where does Bob live now? What is Lisa's married name? How can I get in touch with Jen? Is there a local physical therapist who is a Jefferson Alum? I've just moved; do other Jefferson Alumni live in my city?

Thomas Jefferson University is proud to announce our new online alumni community.

The new online alumni directory is free and accessible only by Jefferson Alumni. With this directory, you will be able to search for your old roommate, your former lab partner, or your next physician or

therapist. The online directory also allows you to upload a photo, share class notes, create a permanent email forwarding address, view events, and update your information.

You will need your personal security information to log into the system. Your unique security information is the ID number located above your name on the address label of this issue. The ID number may start with letters, which are part of the security code. If you cannot find your security information, please email hilary.bulman@jefferson.edu with your name and class year and she will send it to you.

Connecting with other Jefferson Alumni has never been easier!

If you have problems logging on to the directory, please email hilary.bulman@jefferson.edu.

The online community is maintained by the Alumni Relations office of The Jefferson Foundation.

Board of Directors 2005-2006

**SAVE THE DATE:
September 29, 2006**

**7th Annual
DEMENTIA MANAGEMENT Conference:**

Non-Pharmacologic Approaches
to Managing Difficult Behaviors of Dementia

**Desmond Conference Center, Malvern, PA
8:00 AM - 3:45 PM**

Attention family physicians, gerontologists, home care providers, nursing home administrators, social workers, OTs and PTs, family caregivers:
Please join us for the opportunity to hear from a distinguished panel of nationally recognized experts.

SPEAKERS:

Samuel Gandy, MD, PhD
Thomas Jefferson University
Farber Institute for Neurosciences

Barry Rovner, MD
Thomas Jefferson University
*Characterization of Behaviors/
Epidemiology of Dementia*

Cynthia Steele, PhD, RN
Johns Hopkins University
*Aggressive Behaviors in
the Nursing Home Setting*

Cameron Camp, PhD
Myers Research Institute
Innovative Programs/strategies

CARAH presenters
*Environmental Solutions to
Managing Difficult Behaviors at Home*

Registration information and conference brochure will be available on our website: www.jefferson.edu/jchp/carah
This program will be approved for CEU credits for social workers.
Contact: Sandy Schinfeld, MPH, Sandy.Schinfeld@jefferson.edu for additional information.

Co-Sponsored by the Center for Applied Research on Aging and Health, Jefferson College of Health Professions, and the Farber Institute for Neurosciences, Thomas Jefferson University.

President

Jill Carroll, BS'96, MS'05
(Bioscience Technologies)

Vice-President /President Elect

Thomas Loveless, MS'02 (Nursing)
Chairman, Nominating committee

Secretary

Joanne Gauthier '00
(General Studies)

Past President

Beverly Zimmerman '97
(Bioscience Technologies)

Parliamentarian

Joann Ludwig '67 (Radiologic Sciences)

Bioscience Technologies

Matthew Finley '04
Sue Spadoni '04
Nicholas Tanzi '04

General Studies

Lillian Owens '02
Luel San Diego '03

Nursing

Laurie Didyk '00
Victoria Weinstein '98

Occupational Therapy

Jennifer Palko '98
Chairman, Advancement Committee
Gina Cooke '01

Physical Therapy

Stacy Caviston '02
Kathleen Ucciferi '98

Radiologic Sciences

Lisa Strohl '93
Chairman, Events Committee





Jefferson students thank you for investing in their future through your support of the Annual Fund.

Your Annual Fund dollars have helped to provide the necessities for excellent healthcare education and training — scholarships and financial aid, the best available technology, facility upgrades, and more.

If you would like to join the Jefferson College of Health Professions alumni who have contributed to the Annual Fund, please contact the Annual Fund office toll-free at **1-877-533-3443**.

You can also make a gift online at www.jefferson.edu/jeffgiving.

Thank you.



Thomas
Jefferson
University

Jefferson
College of
Health Professions

130 S. 9th Street, Suite 614
Philadelphia, PA 19107-5233

Address Service Requested

Non-Profit
US Postage
PAID
Provide