

Artikel Asli/Original Articles

Field Evaluation of the Efficacy of the Mosquito Killing System (Penilaian Lapangan bagi Keberkesanan Sistem Pemusnahan Nyamuk)

WAN-NORAFIKAH, O., AZAHARI, A. H., KAMAL-HIDAYAT, K., SALEH, I. & LEE, H. L.

ABSTRACT

*A preliminary field study was undertaken to evaluate the efficacy of a mosquito trap; Mosquito Killing System (MKS) in capturing mosquitoes and other insects. MKS has an automatic activation by the use of a photocell. It is also supplemented with carbon dioxide and heat as attractants for mosquitoes and other insects. Three units of MKS were employed at three different locations within two study sites for ten days. The mosquitoes and other insects that were trapped in MKS were collected and morphologically identified daily in the laboratory. A total of 1,928 mosquitoes and other insects were trapped in all units of MKS. High numbers of mosquitoes (93.05%), particularly *Aedes* sp. and *Culex* sp. were captured from MKS. Among these, *Culex quinquefasciatus* (91.81%) was most abundant species collected. Only 0.84% of *Aedes aegypti* and *Aedes albopictus* trapped in MKS. Female mosquitoes (83.44%) were found to be more attracted to MKS compared to male mosquitoes of various species. These findings illustrated the potency of MKS utilization in surveillance and control activities of *Cx. quinquefasciatus*; a nuisance mosquito and also potential vector of urban brancroftian filariasis in Malaysia.*

Keywords: Mosquitoes; field efficacy; mosquito traps; Culex; Aedes

ABSTRAK

*Satu kajian lapangan awal telah dijalankan untuk menilai keberkesanan sebuah perangkap nyamuk; Sistem Pemusnahan Nyamuk (SPN) dalam penangkapan nyamuk dan serangga lain. SPN mempunyai pengaktifan automatik melalui penggunaan sel foto. SPN juga dilengkapi dengan karbon dioksida dan haba sebagai daya penarik bagi nyamuk dan serangga lain. Tiga unit SPN telah dipasang di tiga lokasi berlainan dalam dua kawasan kajian selama sepuluh hari. Nyamuk dan serangga lain yang terperangkap di dalam kesemua unit SPN telah dikutip dan dikenal pasti setiap hari. Sejumlah 1,928 nyamuk dan serangga lain telah terperangkap di dalam kesemua unit SPN. Bilangan nyamuk yang tinggi (93.05%), khususnya *Aedes* sp. dan *Culex* sp. telah ditangkap di dalam SPN. Daripada jumlah tersebut, *Culex quinquefasciatus* (91.81%) adalah spesies yang paling banyak ditangkap. Hanya 0.84% *Aedes aegypti* dan *Aedes albopictus* yang terperangkap di dalam SPN. Nyamuk betina (83.44%) didapati lebih tertarik kepada SPN berbanding nyamuk jantan daripada pelbagai spesies. Penemuan ini menunjukkan potensi penggunaan SPN dalam aktiviti tinjauan dan kawalan bagi *Cx. quinquefasciatus*; nyamuk pengganggu dan juga vektor yang berpotensi dalam penyebaran filariasis brancroftian bandar di Malaysia.*

Kata kunci: Nyamuk; keberkesanan lapangan; perangkap nyamuk; Culex; Aedes

INTRODUCTION

Mosquitoes remain as the most important vectors worldwide. They are capable of transmitting various types of viruses and parasites that cause diseases to humans and animals. *Aedes aegypti* and *Aedes albopictus* are the principle vectors for dengue, dengue haemorrhagic fever (DHF) and chikungunya occurring worldwide including Malaysia (Russell et al. 1969; Chan et al. 1971; Jumali et al. 1979; Harinasuta 1984; Diallo et al. 1999; Tome et al. 2014; Williams et al. 2014). On the other hand, *Culex quinquefasciatus* is one of the main vectors for human lymphatic filariasis in many tropical countries of the world (Harwood & James 1979; Lane & Crosskey 1993; Sucharit 1988; Hamdan et al. 2005) although it is so far only a nuisance mosquito in Malaysia (Low et al. 2012).

Owing to the ability of mosquitoes in spreading these vector-borne diseases, different methods have been developed in controlling mosquito populations. These include source reduction, physical control, chemical control and biological control. Mosquito trapping is one of the most popular alternatives in the physical control of mosquito populations. An ideal mosquito trap is also crucial for the use in adult vector surveillance (Sivagnaname & Gunasekaran 2012).

There are numerous mosquito traps available in the market. Each of these mosquito traps has almost similar aim of controlling the mosquito populations but using different attractants and trapping systems. Mosquito attractants used in these trapping devices include carbon dioxide, heat, light, dark colour and olfactory lures. Traps with attractants have become as an option to chemical control

of mosquitoes (Kline 2002). Increased costs of chemical registration process, insecticide resistance development in mosquitoes and the rise of awareness on the danger of chemical pollution against the environment are among important factors that trigger the invention and use of traps (Kline 1999).

There is no mosquito trapping device that is effective worldwide against all species in all conditions (Blackmore & Dahl 2002). Each trapping device has different sensitivities and efficacies against diverse mosquito species (Luhken et al. 2014). Therefore, field studies are essential to be conducted so that the efficacy of these mosquito traps could be evaluated individually. Hence, the purpose of this study is to evaluate the efficacy of a commercially available mosquito trap, Mosquito Killing System (MKS) in controlling the population of mosquitoes.

EXPERIMENTAL METHODS

MOSQUITO KILLING SYSTEM

Three units of Mosquito Killing System (MKS) were utilized in this study. MKS is designed to be meteorological conditions proof for outdoor use (Photo 1). Each MKS is equipped with a 3-prong ground plug and needs to be connected to a power source as it requires about 220 Volts throughout the operation. MKS is recommended to be placed approximately 20 feet away from all outdoor activities but not under direct sunlight or outdoor lighting to avoid the stoppage of the photo sensor operation.

According to the manufacturer, MKS is equipped with carbon dioxide (CO₂) and heat to mimic respiration and body temperatures of humans, horses, livestock, poultry and domesticated pets. Both carbon dioxide and heat are the main cues that attract the mosquitoes to MKS which acted as a host for the blood meal of the mosquitoes. The blood



PHOTO 1. Mosquito Killing System (MKS)

meal is required by female mosquitoes for the development of their eggs (Phasomkusolsil et al. 2013).

A photocell is attached on each MKS which activates MKS at dusk and powers off at dawn (Figure 1). In the evening, as the surroundings become dark, the photocell closes and automatically activates or powers on MKS. A running MKS mimics the host by releasing the heat and warmed carbon dioxide to its surroundings. As the mosquitoes attracted to MKS probe the skin of it, they are vacuumed into the unit at the point of entry and forced through the unit to be electrocuted. These dead mosquitoes are then discharged from the bottom of MKS to the ground. However, a removable capture net could also be attached to the unit for the monitoring works of the mosquitoes being captured by MKS.

DESCRIPTION OF STUDY SITES

Ten (10) days monitoring were conducted in this study which took place from 8th April 2010 until 18th April 2010. A total of three (3) units of MKS were set up at three (3) different locations which represented three replicates to avoid bias. Two units of MKS were placed within the surrounding area of the Medical Entomology Unit, Infectious Diseases Research Centre (IDRC), Institute for Medical Research (IMR), Jalan Pahang, Kuala Lumpur. The first MKS unit (Replicate 1) was positioned behind the Southeast Asian Ministers of Education Organization Regional Tropical Medicine and Public Health Network (SEAMEO-TROPMED) Centre while the other MKS unit (Replicate 2) was sited behind the insectarium of the Medical Entomology Unit which was about 100 metres from the first MKS unit. The temperature recorded in all

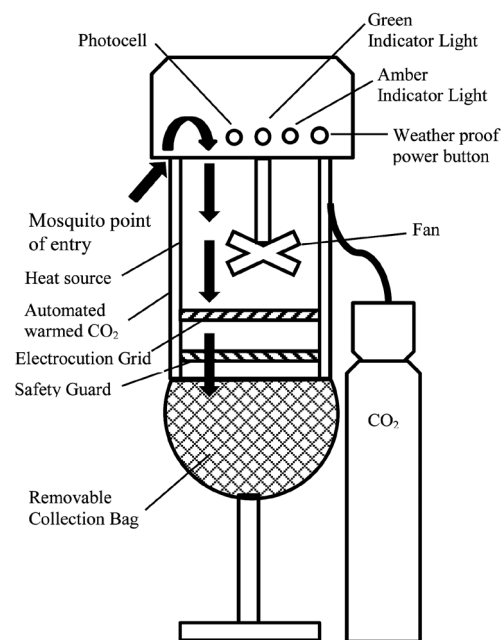


FIGURE 1. A schematic diagram of Mosquito Killing System (MKS)

locations throughout the study was 26-37°C with relative humidity of 63-94%. Since MKS is targeted to be used by public consumers, all study sites of this study were selected randomly based on easy accessibility and the power source availability for MKS operation.

Meanwhile, the third MKS unit (Replicate 3) was placed within the surrounding area of the hostel of the Medical Laboratory Technologist (MLT) College, Jalan Tun Razak, Kuala Lumpur. The hostel consists of two blocks of three-storey building occupied by about six hundred students. It is located at about 3 km from IMR.

Both study sites selected in this study consist of well-planned buildings with proper garbage disposal and drainage systems. There are also many ornamental plants and vegetation within these areas which offer ideal breeding places for mosquitoes.

DETERMINATION OF THE NUMBER AND SPECIES OF MOSQUITOES TRAPPED IN MKS

All units of MKS used in this study were operated continuously throughout the 10-day trial period. Mosquitoes and other insects that were trapped in each MKS unit were collected and morphologically identified daily in the laboratory using pictorial keys for mosquito identification (Choeng & Mahadevan 1970) and the Keys of Triplehorn & Johnson (2005).

DATA ANALYSIS

Results obtained from monitoring activities using MKS were analysed using the statistical software (SPSS v23) as follows - 1) Mean number of mosquitoes per unit of

MKS for each day = Total number of mosquitoes trapped in all MKS units per day / 3 units of MKS
 2) Mean number of mosquitoes per unit of MKS per day ± Standard Error (S.E.) = Mean number of mosquitoes per unit of MKS for each day / 10 days of monitoring activities

RESULTS AND DISCUSSION

Figure 2 shows the total number of mosquitoes and other insects captured by three units of Mosquito Killing System (MKS) throughout ten-day studies. A total of 1,928 mosquitoes and other insects were captured by all units of MKS utilized. Out of these, 1,794 were mosquitoes belonging to the genus of *Aedes* and *Culex* mosquitoes. Other than that, MKS was also able to collect other types of non-mosquito insects especially Chironomidae (chironomids / non-biting midges) and Psychodidae (Moth flies / Sewer flies / Drain flies). For the mosquitoes trapped in all MKS units, only 96 of the *Aedes* and *Culex* mosquitoes were not identifiable to species due to damages on the specimens caused by the vacuuming and electrocution of the mosquitoes and other insects captured by MKS. Other identified mosquitoes were *Aedes aegypti* (number captured = 3), *Ae. albopictus* (12), *Culex gelidus* (2), *Cx. quinquefasciatus* (1,647), *Cx. tritaeniorhynchus* (1) and *Cx. vishnui* (33). These results indicated that MKS was able to attract and trap large number of *Cx. quinquefasciatus*. A total of 1,497 identifiable mosquitoes belonging to all mosquito species captured by the MKS were females, while only 201 mosquitoes were males (Figure 3). These findings indicate that MKS is effective against female mosquitoes especially *Culex* species.

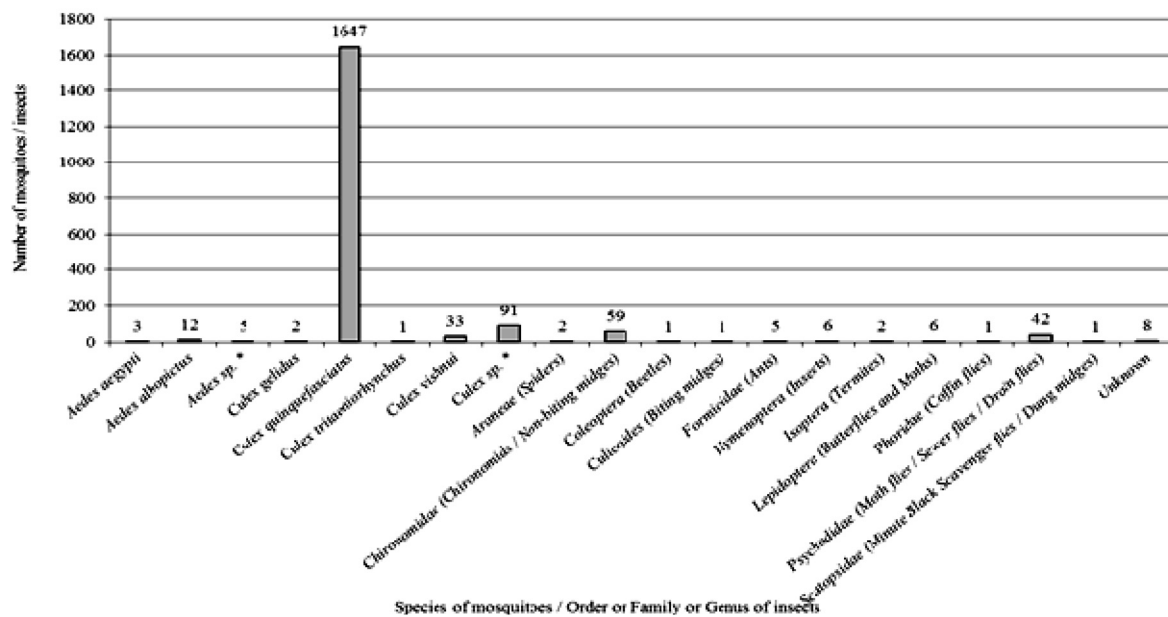


FIGURE 2. Total number of mosquitoes and other insects captured by three units of Mosquito Killing System (MKS)

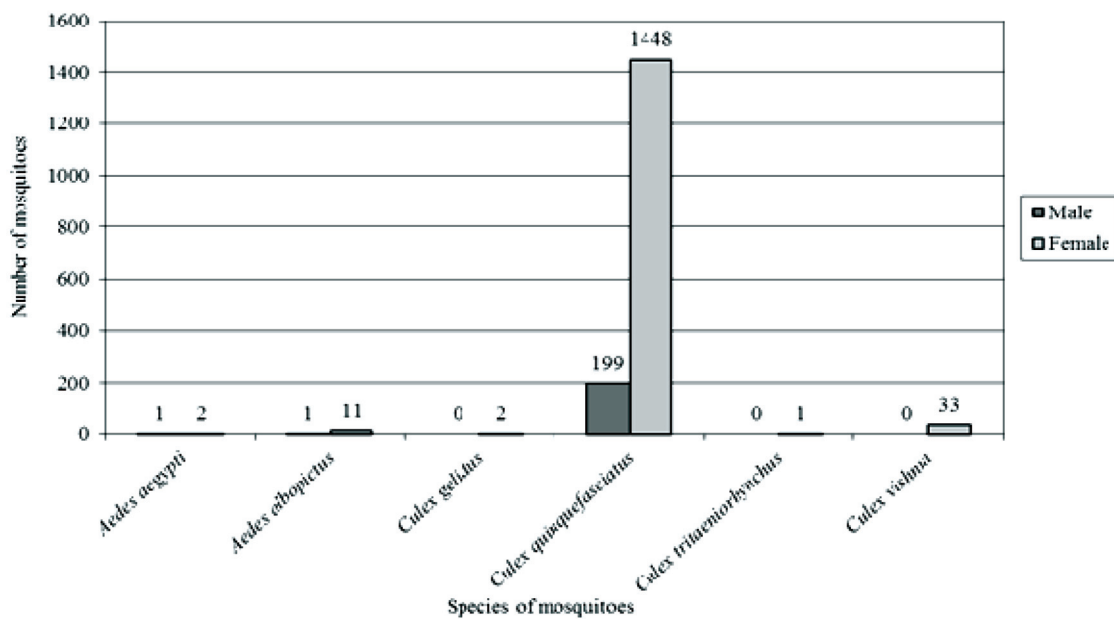


FIGURE 3. Total number of male and female of identifiable mosquitoes captured by three units of Mosquito Killing System (MKS)

Table 1-3 show the number of mosquitoes and other insects trapped in each unit of MKS utilized, respectively. Replicate 1 which was represented by the MKS unit placed behind the SEAMEO-TROPMED Centre in IMR captured the highest number of mosquitoes (1,293) and other insects (75) (Table 1). This was followed by MKS unit placed behind the insectarium of the Medical Entomology Unit, IMR (Replicate 2) with 313 mosquitoes and 39 non-mosquito insects (Table 2). Replicate 3 of MKS unit which was sited at the hostel of the Medical Laboratory Technologist (MLT) College captured only 188 mosquitoes and 20 non-mosquito insects (Table 3).

Table 4 shows the total number of mosquitoes and other insects captured daily by MKS. The mean number of mosquitoes captured by three units of MKS operated every day ranged from 34.33 to 90.33 mosquitoes. Meanwhile, the mean number of mosquitoes captured by each unit of MKS per day was 59.80 ± 6.08 mosquitoes.

High numbers of *Culex* mosquitoes trapped in MKS than any other mosquito species and non-mosquito insects. These results are consistent with some previous studies done worldwide on the efficacy of mosquito traps in capturing mosquito vectors and thus, controlling these mosquito populations after a long term use. For instance, back in 1986, the use of CDC Gravid Mosquito Traps by Reiter et al. captured 135,724 mosquitoes with 99% of them were *Culex* mosquitoes as well as significant numbers of *Ae. aegypti* and *Ae. triseriatus*. Higher numbers of *Cx. quinquefasciatus* compared to *Ae. aegypti* were also obtained from the use of BGS-Trap in Rio de Janeiro (Maciel-de-Freitas et al. 2006). Moreover, the use of another commercially available trap; the Liberty Plus Mosquito Magnet had showed a reduction of about 32% in the mean number of adult mosquitoes collected each day

at Brae Island Regional Park, Canada which suggested its efficacy in controlling nuisance mosquitoes after certain period of its use (Jackson et al. 2012). Later in 2013, Barrera et al. (2013) reported on significant numbers of *Ae. mediovittatus*, *Cx. quinquefasciatus* and *Ae. aegypti* collected from a modified trap of adult mosquitoes; BG-Sentinel traps (BGS traps) in Puerto Rico.

Based on this study, *Culex* mosquitoes had been found to be more attracted to MKS compared to *Aedes* mosquitoes. This phenomenon could be associated with the fact that most *Culex* mosquitoes including *Cx. quinquefasciatus* are nocturnal feeding mosquitoes (Siriout et al. 2005) and commonly found near vegetation areas (Meyer et al. 1991). In contrast, *Ae. albopictus* usually has a bimodal and diurnal biting activity (Lima-Camara et al. 2014). Therefore, it is not surprising that *Ae. albopictus* is difficult to be captured by adult mosquito traps especially night-operating traps as presented in this study.

These findings are in agreement with the study by Burkett et al. (2004) that showed low numbers of *Ae. albopictus* captured in their CDC light traps. In Goa, India, a commercial trap, Mosquito Magnet Pro (MM-PRO) had caught many *Cx. quinquefasciatus* (47.78%) and *Cx. vishnui* (26.0%) but only 0.04% *Ae. albopictus* (Korgaonkar et al. 2008). However, Unlu & Farajollahi (2014) who utilized the Biogents Sentinel (BGS) trap for a 5-year surveillance of *Ae. albopictus* had successfully trapped more than 52,000 mosquitoes throughout the period with *Ae. albopictus* (54.4%) as the most abundant species.

In addition, it is shown that more female mosquitoes were attracted and trapped in MKS compared to male mosquitoes of different species. Therefore, MKS could be considered as a promising monitoring device since only adult female mosquitoes are involved in the transmission

of numerous mosquito-borne diseases (Sivagnaname & Gunasekaran 2012).

Mosquito Killing System (MKS) is supplemented with carbon dioxide as one of its mosquito attractants. Carbon dioxide (CO₂) is frequently used in many traps to enhance their trapping efficacies (Ferreira de Azara et al. 2013). CDC traps baited with CO₂ captured many *Aedes* mosquitoes during field studies conducted in Upper Rhine Valley, Germany (Becker et al. 1995). Pombi et al. (2014) also demonstrated the importance of CO₂ in the use of their BG-Sentinel trap to increase the number of captured *Ae. albopictus*. Other than that, another study by Oli et al. (2005) at the Institute for Medical Research (IMR), Kuala Lumpur, Malaysia as well showed that CDC light traps equipped with CO₂ attracted *Cx. quinquefasciatus*, *Stegomyia albopicta* (*Ae. albopictus*) and *Armigeres subalbatus*.

Nevertheless, responses of different mosquito species towards CO₂ released from traps are diversified. Studies by Kline & Mann (1998) showed variety of pattern in terms

of collection size for different mosquito species when CO₂ release rates of their traps were increased. Meanwhile, Russell (2004) reported that there was no significant difference in the mean number of *Ae. aegypti* and *Ae. polynesiensis* collected in traps supplemented with CO₂.

The use of CO₂ as an attractant of traps could also be the reason of increasing number of captured female mosquitoes. Studies by L'Ambert et al. (2012) showed that regardless of the traps' locations, CO₂ traps caught various mosquito species, particularly females. In another studies by Ferreira de Azara et al. (2013), the use of CO₂ traps captured female *Culex* spp. at six folds higher than traps without CO₂.

According to Luhken et al. (2014), CO₂ source either from gas cylinders or dry ice, the amount of CO₂ released and the type of device for CO₂ dispersal should not cause significant differences among trapping devices. For example, Burkett et al. (2001) reported that there was no significant difference in the number of mosquitoes caught in dry iced-baited traps or traps with CO₂ from compressed

TABLE 1. Number of mosquitoes and other insects trapped by Mosquito Killing System (MKS) placed behind the SEAMEO TROPMED Centre, IMR

Type of insects	Mosquitoes									Other Insects						
	<i>Aedes aegypti</i> (Female)	<i>Aedes albopictus</i> (Male)	<i>Aedes albopictus</i> (Female)	<i>Aedes</i> sp.*	<i>Culex gelidus</i> (Female)	<i>Culex quinquefasciatus</i> (Male)	<i>Culex quinquefasciatus</i> (Female)	<i>Culex tritaeniorhynchus</i> (Female)	<i>Culex vishnui</i> (Female)	<i>Culex</i> sp.*	Chironomidae (Chironomids / Non-biting midges)	Coleoptera Beetles	Isoptera (Termites)	Lepidoptera (Butterflies and Moths)	Psychodidae (Moth flies / Sewer flies / Drain flies)	Unknown
Day																
1				2		10	101		4	4	6				3	1
2						32	107		2	3	2		1		2	
3						8	55									2
4					1	31	84	1	1	3	5		1		3	1
5			1			9	119			6	3	1				1
6	1					18	75			2	2		1		5	2
7						3	68		1	8	3				1	
8	1					13	138		4	13	9		2		5	
9		1	2		1	20	139		3	14	5				3	
10						19	155		4	6	3				2	
Total	2	1	3	2	2	163	1041	1	19	59	38	1	1	4	24	7
Subtotal						1293							75			
Grand total									1367							

*Species of the mosquitoes captured were unable to be identified due to damaged mosquitoes.

TABLE 2. Number of mosquitoes and other insects trapped by Mosquito Killing System (MKS) placed behind the Insectarium of Medical Entomology Unit, IMR

Type of insects	Mosquitoes							Other Insects						
Species of mosquitoes captured														
	<i>Aedes aegypti</i> (Male)	<i>Aedes albopictus</i> (Female)	<i>Aedes</i> sp.*	<i>Culex quinquefasciatus</i> (Male)	<i>Culex quinquefasciatus</i> (Female)	<i>Culex vishnui</i> (Female)	<i>Culex</i> sp.*	Araneae (Spiders)	Chironomidae (Chironomids / Non-biting midges)	Formicidae (Ants)	Hymenoptera (Insects)	Isoptera (Termites)	Lepidoptera (Butterflies and Moths)	Psychodidae (Moth flies / Sewer flies / Drain flies)
Day														
1		1		1	18	1	12							3
2		1		1	12	1								3
3		1			23				2	3		1		3
4	1			2	19	1								
5				5	38		1		6					2
6		1			28		2							1
7				2	21		2		2					2
8			1	6	24			1	3					1
9			1	3	35		2		1		1			
10		1		5	33	2	5				1		1	2
Total	1	5	2	25	251	5	24	1	14	3	2	1	1	17
Subtotal				313							39			
Grand total								352						

*Species of the mosquitoes captured were unable to be identified due to damaged mosquitoes.

gas cylinders. Almost 10 years later, Bhalala et al. (2010) also stated that there was no significant difference in the mosquito numbers trapped in BG-Sentinel traps with or without CO₂ nozzle.

Besides CO₂, 1-octen-3-ol or well known as octenol is another common attractant used in mosquito traps. Studies by Qualls & Mullen (2007) showed high collections of *Ae. albopictus* (75% - 89%) in the Mosquito Magnet Pro™ trap equipped with octenol which were placed at three different field sites.

Not only that, many studies had demonstrated on the use of CO₂ in combination with octenol as trap attractants. Changes in CO₂ concentration detected by sensory neurons in mosquito maxillary palps and the presence of octenol sensitive neurons in female mosquito antennae enhance mosquito response to these attractants (Laporta & Sallum 2011). In Malaysia, Vythilingam et al. (1992) reported on higher numbers of *Cx. tritaeniorhynchus* were attracted to the CO₂ + octenol- baited trap. However, in general, there was no significant difference found in their studies between the mosquito numbers captured in their CO₂-baited light trap and the light trap supplemented with both CO₂ and octenol.

Another study by Hoel et al. (2007) demonstrated significant numbers of *Ae. albopictus* captured in traps baited with a combination of octenol and lactic acid than in traps baited with octenol alone. However, they observed high numbers of other mosquito species collected in the latter traps. In contrast, Mboera et al. (2000a) found that traps baited with CO₂ collected larger number of *Cx. quinquefasciatus* significantly compared to traps baited with octenol, acetone or butyric acid in Tanzania. Moreover, interestingly, their studies also suggested that human foot odour could act as stimuli to attract these *Cx. quinquefasciatus*.

Less numbers of mosquitoes were captured in Replicate 3 of MKS. This scenario could be due to the high density of human hosts available in the hostel which certainly contributed to high level of CO₂ in the environment and thus, attracted mosquitoes to search for their blood-feeding there. In contrast, CO₂ released from MKS could only be able to attract mosquitoes within a short-range distance (Ferreira de Azara et al. 2013) which affected the number of mosquitoes trapped in it.

Light is also considered as the trap attractant. The response of mosquitoes towards lights varied among

TABLE 3. Number of mosquitoes and other insects trapped by Mosquito Killing System (MKS) placed at the hostel of the Medical Laboratory Technologist (MLT) College

Type of insects	Mosquitoes										Other Insects						
	Species of mosquitoes captured																
Day	<i>Aedes albopictus</i> (Female)	<i>Aedes</i> sp.*	<i>Culex quinquefasciatus</i> (Male)	<i>Culex quinquefasciatus</i> (Female)	<i>Culex vishnui</i> (Female)	<i>Culex</i> sp.*	Araneae (Spiders)	Chironomidae (Chironomids / Non-biting midges)	Culicoides (Biting midges)	Formicidae (Ants) (Male)	Formicidae (Ants) (Female)	Hymenoptera (Insects)	Lepidoptera (Butterflies and Moths)	Phoridae (Coffin flies)	Psychodidae (Moth flies / Sewer flies / Drain flies)	Scatopsidae (Minute Black Scavenger flies / Dung midges)	Unknown
1				9	1												1
2	1			10		2		2									
3	1			15				1									
4	1			5										1		1	
5				1				1	1	1		2					
6		1		4				1			1	1	1				
7				26			1	1									
8			2	15	2	2						1					
9			8	41	1										1		
10			1	30	5	4		1									
Total	3	1	11	156	9	8	1	7	1	1	1	4	1	1	1	1	1
Subtotal	188										20						
Grand total	208																

*Species of the mosquitoes captured were unable to be identified due to damaged mosquitoes.

different species and closely related to their feeding and resting behaviours. As such, Mboera et al. (2000b) reported that more *Cx. quinquefasciatus* were collected significantly with the use of CDC trap with light-off than with light-on. Therefore, the absent of light in MKS could had enhanced the chances of capturing high numbers of mosquitoes.

Besides that, it is believed that the location of traps play an important role in ensuring their efficacies. According to Meyer et al. (1991), CO₂ traps located within high vegetation area attracted more female mosquitoes compared to CO₂ traps sited in the open to less density of vegetation area. Another study by Crepeau et al. (2013) proved that the placement of their trap; the Biogents Sentinel (BGS) trap in shaded locations instead of under the full sun had increased the number of *Ae. albopictus* mosquitoes at 3-folds.

Other than that, small non-target insects were also captured by MKS. Since most of these insects were collected at very low frequencies, it is suggested that these insects could be trapped into MKS by chance and not because of being attracted to MKS (Blackmore & Dahl 2002).

CONCLUSION

In conclusion, MKS tested in this study exerted trapping effects against some species of *Aedes* and *Culex* mosquitoes especially *Cx. quinquefasciatus*. MKS was also able to capture various types of non-mosquito insects. The use of MKS equipped with CO₂ is beneficial for *Culex* mosquitoes studies but it might be worthless in studies aiming for *Aedes* mosquitoes trapping due to high costs and operational labour in CO₂ supplies from compressed gas cylinders. The need of electricity to operate and its bulky size are also operational constraints of MKS. The location of MKS seemed to be restricted to the electricity line source. Further investigations on MKS should be carried out to evaluate its performance in longer period of operation, covering wider areas, assessing parity status of female mosquitoes captured as well as its efficacy in comparison to CDC light trap or any other commercially available mosquito traps. Comprehensive studies are essential in order to establish an optimum effectiveness of MKS through appropriate placement and use of MKS.

TABLE 4. Total number of mosquitoes and other insects captured daily by Mosquito Killing System (MKS)

Species of mosquitoes	Day										Total
	1	2	3	4	5	6	7	8	9	10	
<i>Aedes aegypti</i>	0	0	0	1	0	1	0	1	0	0	3
<i>Aedes albopictus</i>	1	2	2	1	1	1	0	0	3	1	12
<i>Culex gelidus</i>	0	0	0	1	0	0	0	0	1	0	2
<i>Culex quinquefasciatus</i>	139	162	101	141	172	125	120	198	246	243	1647
<i>Culex tritaeniorhynchus</i>	0	0	0	1	0	0	0	0	0	0	1
<i>Culex vishnui</i>	6	3	0	2	0	0	1	6	4	11	33
<i>Aedes</i> sp. *	2	0	0	0	0	1	0	1	1	0	5
<i>Culex</i> sp. *	16	5	0	3	7	4	10	15	16	15	91
Total number of mosquitoes per day (A)	164	172	103	150	180	132	131	221	271	270	1794
Number of MKS operated in the study site	3	3	3	3	3	3	3	3	3	3	3
Mean number of mosquitoes per unit of MKS	54.67	57.33	34.33	50.00	60.00	44.00	43.67	73.67	90.33	90.00	598.00
Mean number of mosquitoes per unit of MKS per day ± Standard Error (S.E.)	59.80 ± 6.08										
Number of other insects captured by MKS per day (B)	14	10	12	12	18	15	10	22	11	10	134
Total number of mosquitoes and other insects captured by MKS per day (A) + (B)	178	182	115	162	198	147	141	243	282	280	1928

*Species of the mosquitoes captured were unable to be identified due to damaged mosquitoes.

ACKNOWLEDGEMENT

The authors thank the Director General of Health Malaysia for the permission to publish this research work and the Director of Institute for Medical Research (IMR), Kuala Lumpur, Malaysia for support. Technical assistance of all staff of Medical Entomology Unit, IMR is also appreciated. The authors thank the supplier for providing the product tested. Mention of a product in this study does not constitute an endorsement. The authors have no financial interest in this product. Their ties to this product are research in nature only.

REFERENCES

Barrera, R., Mackay, A.J. & Amador, M. 2013. An improved trap to capture adult container-inhabiting mosquitoes. *J. Am. Mosq. Control Assoc.* 29(4): 358-368.

Becker, N., Zgomba, M., Petric, D. & Ludwig, M. 1995. Comparison of carbon dioxide, octenol and a host-odour as mosquito attractants in the Upper Rhine Valley, Germany. *Med. Vet. Entomol.* 9: 377-380.

Bhalala, H.V., Smith, J.D., O'Dea, B.A. & Arias, J.R. 2010. The efficacy of the BG-Sentinel CO₂ nozzle in collecting host-seeking mosquitoes in Fairfax County, Virginia. *J. Am. Mosq. Control Assoc.* 26(2): 226-228.

Blackmore, M.S. & Dahl, C. 2002. Field evaluation of a new surveillance trap in Sweden. *J. Am. Mosq. Control Assoc.* 18(3): 152-157.

Burkett, D.A., Kelly, R., Porter, C.H. & Wirtz, R.A. 2004. Commercial mosquito trap and gravid trap oviposition media evaluation, Atlanta, Georgia. *J. Am. Mosq. Control Assoc.* 20(3): 233-238.

Burkett, D.A., Lee, W.J., Lee, K.W., Kim, H.C., Lee, H.I., Lee, J.S., Shin, E.H., Wirtz, R.A., Cho, H.W., Claborn, D.M., Coleman, R.E. & Klein, T.A. 2001. Light, carbon dioxide, and octenol-baited mosquito trap and host-seeking activity evaluations for mosquitoes in a malarious area of the Republic of Korea. *J. Am. Mosq. Control Assoc.* 17(3): 196-205.

Chan, Y.C., Ho, B.C. & Chan, K.L. 1971. *Aedes aegypti* (L.) and *Aedes albopictus* (Skuse) in Singapore City. 5. Observations in relation to dengue haemorrhagic fever. *Bull. World Health Organ.* 44: 651-658.

Choeng, W.H. & Mahadevan, S. 1970. Entomological charts for teaching. Division of Medical Entomology, I.M.R., Kuala Lumpur. p. 8-9.

Crepeau, T.N., Healy, S.P., Bartlett-Healy, K., Unlu, I., Farajollahi, A. & Fonseca, D.M. 2013. Effects of Biogents Sentinel Trap field placement on capture rates of adult Asian tiger mosquitoes, *Aedes albopictus*. *PLoS One* 8(3): e60524.

Diallo, M., Thonnon, J., Traore-Lamizana, M. & Fontenille, D. 1999. Vectors of Chikungunya virus in Senegal : Current data and transmission cycles. *Am. J. Trop. Med. Hyg.* 60: 281-286.

Ferreira de Azara, T.M., Degener, C.M., Roque, R.A., Ohly, J.J., Geier, M. & Eiras, A.E. 2013. The impact of CO₂ on collection of *Aedes aegypti* (Linnaeus) and *Culex quinquefasciatus* Say by BG-Sentinel® traps in Manaus, Brazil. *Mem. Inst. Oswaldo Cruz* 108(2): 229-232.

Hamdan, H., Sofian-Azirun, M., Ahmad, N.W. & Lim, L.H. 2005. Insecticide resistance development in *Culex quinquefasciatus* (Say), *Aedes aegypti* (L.) and *Aedes albopictus* (Skuse) larvae against malathion, permethrin and temephos. *Trop. Biomed.* 22(1): 45-52.

Harinasuta, C. 1984. Mosquito-borne diseases in Southeast Asia. *Mosq. Borne Dis. Bull.* 1: 1-11.

- Harwood, R.F. & James, M.T. 1979. *Entomology in human and animal health*. Macmillan Publishing Co. Inc.: USA.
- Hoel, D.F., Kline, D.L., Allan, S.A. & Grant, A. 2007. Evaluation of carbon dioxide, 1-octen-3-ol, and lactic acid as baits in Mosquito Magnet Pro traps for *Aedes albopictus* in north central Florida. *J. Am. Mosq. Control Assoc.* 23(1): 11-17.
- Jackson, M.J., Gow, J.L., Evelyn, M.J., Scott McMahon, T.J., Howay, T.J., Campbell, H., Blancard, J. & Thielman, A. 2012. An evaluation of the effectiveness of a commercial mechanical trap to reduce abundance of adult nuisance mosquito populations. *J. Am. Mosq. Control Assoc.* 28(4): 292-300.
- Jumali, Sunarto, D.J., Gubler, S., Nalim, S., Eram, S. & Saroso, J.S. 1979. Epidemic dengue haemorrhagic fever in rural Indonesia III. Entomological studies. *Am. J. Trop. Med. Hyg.* 28: 717-724.
- Kline, D.L. 1999. Comparison of two American biophysics mosquito traps: The professional and a new counterflow geometry trap. *J. Am. Mosq. Control Assoc.* 15(3): 276-282.
- Kline, D.L. 2002. Evaluation of various models of propane-powered mosquito traps. *J. Vector Ecol.* 27(1): 1-7.
- Kline, D.L. & Mann, M.O. 1998. Evaluation of butanone, carbon dioxide, and 1-octen-3-ol as attractants for mosquitoes associated with North Central Florida bay and Cypress swamps. *J. Am. Mosq. Control Assoc.* 14(3): 289-297.
- Korgaonkar, N.S., Kumar, A., Yadav, R.S., Kabadi, D. & Dash, A.P. 2008. Sampling of adult mosquito vectors with Mosquito Magnet Pro in Panaji, Goa, India. *J. Am. Mosq. Control Assoc.* 24(4): 604-607.
- L'Ambert, G., Ferre, J.B., Schaffner, F. & Fontenille, D. 2012. Comparison of different trapping methods for surveillance of mosquito vectors of West Nile virus in Rhone Delta, France. *J. Vector Ecol.* 37(2): 269-275.
- Lane, R.P. & Crosskey & R.W. 1993. *Medical insects and Archnids*. Chapman and Hall : London.
- Laporta, G.Z. & Sallum & M.A.M. 2011. Effect of CO₂ and 1-octen-3-ol attractants for estimating species richness and the abundance of diurnal mosquitoes in the southeastern Atlantic forest, Brazil. *Mem. Inst. Oswaldo Cruz* 106(3): 279-284.
- Lima-Camara, T.N., Lima, J.B.P., Bruno, R.V. & Peixoto A.A. 2014. Effects of insemination and blood-feeding on locomotor activity of *Aedes albopictus* and *Aedes aegypti* (Diptera: Culicidae) females under laboratory conditions. *Parasit Vectors* 7:304.
- Low, V.L., Chen, C.D., Lee, H.L., Lim, P.E., Leong, C.S. & Sofian-Azirun, M. 2012. Nationwide distribution of *Culex* mosquitoes and associated habitat characteristics at residential areas in Malaysia. *J. Am. Mosq. Control Assoc.* 28(3):160-169.
- Luhken, R., Pfitzner, W.P., Borstler, J., Garms, R., Huber, K., Schork, N., Steinke, S., Kiel, E., Becker, N., Tannich, E. & Kruger, A. 2014. Field evaluation of four widely used mosquito traps in Central Europe. *Parasit Vectors* 7:268.
- Maciel-de-Freitas, R., Eiras, A.E. & Lourenco-de-Oliveira, R. 2006. Field evaluation of effectiveness of the BG-Sentinel, a new trap for capturing adult *Aedes aegypti* (Diptera: Culicidae). *Mem. Inst. Oswaldo Cruz* 101(3): 321-325.
- Mboera, L.E., Takken, W. & Sambu, E.Z. 2000a. The response of *Culex quinquefasciatus* (Diptera: Culicidae) to traps baited with carbon dioxide, 1-octen-3-ol, acetone, butyric acid and human foot odour in Tanzania. *Bull. Entomol. Res.* 90(2): 155-159.
- Mboera, L.E.G., Knols, B.G.J., Braks, M.A.H. & Takken, W. 2000b. Comparison of carbon dioxide-baited trapping systems for sampling outdoor mosquito populations in Tanzania. *Med. Vet. Entomol.* 14(3): 257-263.
- Meyer, R.P., Reisen, W.K. & Milby, M.M. 1991. Influence of vegetation on carbon dioxide trap effectiveness for sampling mosquitoes in the Sierra Nevada foothills of Kern County, California. *J. Am. Mosq. Control Assoc.* 7(3): 471-475.
- Oli, K., Jeffery, J. & Vythilingam, I. 2005. A comparative study of adult mosquito trapping using dry ice and yeast generated carbon dioxide. *Trop. Biomed.* 22(2): 249-251.
- Phasomkusulsil, S., Tawong, J., Monkanna, N., Pantuwatana, K., Damdangdee, N., Khongtak, W., Kertmanee, Y., Evans, B.P. & Schuster, A.L. 2013. Maintenance of mosquito vectors: Effects of blood source on feeding, survival, fecundity, and egg hatching rates. *J. Vector Ecol.* 38(1): 38-45.
- Pombi, M., Jacobs, F., Verhulst, N.O., Caputo, B., Della Torre, A. & Takken, W. 2014. Field evaluation of a novel synthetic odour blend and of the synergistic role of carbon dioxide for sampling host-seeking *Aedes albopictus* adults in Rome, Italy. *Parasit Vectors* 7: 580.
- Qualls, W.A. & Mullen, G.R. 2007. Evaluation of the Mosquito Magnet Pro™ Trap with and without 1-octen-3-ol for collecting *Aedes albopictus* and other urban mosquitoes. *J. Am. Mosq. Control Assoc.* 23(2): 131-136.
- Reiter, P., Jakob, W.L., Francy, D.B. & Mullenix, J.B. 1986. Evaluation of the CDC Gravid Trap for the surveillance of St. Louis encephalitis vectors in Memphis, Tennessee. *J. Am. Mosq. Control Assoc.* 2(2): 209-211.
- Russell, R.C. 2004. The relative attractiveness of carbon dioxide and octenol in CDC- and EVS-type light traps for sampling the mosquitoes *Aedes aegypti* (L.), *Aedes polynesiensis* Marks, and *Culex quinquefasciatus* Say in Moorea, French Polynesia. *J. Vector Ecol.* 29(2): 309-314.
- Russell, P.K., Gould, D.J., Yuill, T.M., Nisalak, A. & Winter, P.E. 1969. Recovery of dengue – 4 viruses from mosquito vectors and patients during an epidemic of dengue haemorrhagic fever. *Am. J. Trop. Med. Hyg.* 18: 580-583.
- Siriaut, C., Bhumiratana, A., Koyadun, S., Anurat, K. & Satitvipawee, P. 2005. Short-term effects of treatment with 300 mg oral-dose diethylcarbamazine on nocturnally periodic *Wuchereria bancrofti* microfilaraemia and antigenemia. *Southeast Asian J. Trop. Med. Public Health* 36(4): 832-840.
- Sivagnaname, N. & Gunasekaran, K. 2012. Need for an efficient adult trap for the surveillance of dengue vectors. *Indian J. Med. Res.* 136(5): 739-749.
- Sucharit, S. 1988. *Medical Entomology*. Pisit Printing : Bangkok.
- Tome, H.V.V., Pascini, T.V., Dangelo, R.A.C., Guedes, R.N.C. & Martins, G.F. 2014. Survival and swimming behavior of insecticide-exposed larvae and pupae of the yellow fever mosquito *Aedes aegypti*. *Parasit Vectors* 7: 195.
- Triplehorn, C.A. & Johnson, N.F. 2005. Borror and Delong's Introduction to the Study of Insects (7th Edition) pp. 699-706, Thomson Learning, United States of America.
- Unlu, I. & Farajollahi, A. 2014. A multiyear surveillance for *Aedes albopictus* with Biogents Sentinel Trap counts for males and species composition of other mosquito species. *J. Am. Mosq. Control Assoc.* 30(2): 122-125.

Vythilingam, I., Lian, C.G. & Thim, C.S. 1992. Evaluation of carbon dioxide and 1-octen-3-ol as mosquito attractants. *Southeast Asian J. Trop. Med. Public Health* 23(2): 328-331.

Williams, C.R., Mincham, G., Ritchie, S.A., Viennet, E. & Harley, D. 2014. Bionomic response of *Aedes aegypti* to two future climate change scenarios in far north Queensland, Australia: implications for dengue outbreaks. *Parasit Vectors* 7: 447.

O. Wan-Norafikah
Faculty of Medicine
Universiti Teknologi MARA (UiTM)
Sungai Buloh Campus
Jalan Hospital
47000 Sungai Buloh
Selangor, Malaysia

HW CoRe
Universiti Teknologi MARA (UiTM)
40450 Shah Alam
Selangor, Malaysia

A. H. Azahari
K. Kamal-Hidayat
H. L. Lee
Medical Entomology Unit & WHO Collaborating Centre for Vectors
Infectious Diseases Research Centre (IDRC)
Institute for Medical Research (IMR)
Jalan Pahang
50588 Kuala Lumpur, Malaysia

I. Saleh
Faculty of Health and Life Sciences
Management and Science University
University Drive
Off Persiaran Olahraga
Section 13
40100 Shah Alam
Selangor, Malaysia

Corresponding author: O. Wan-Norafikah
Email: ika_uitm@yahoo.com

Tel: +603 6126 7429
Fax: +603 6126 7069

Received: August 2016
Accepted for publication: February 2017