



DIGITAL ACCESS TO
SCHOLARSHIP AT HARVARD
DASH.HARVARD.EDU



HARVARD LIBRARY
Office for Scholarly Communication

Multiple Phylogenetically Distinct Events Shaped the Evolution of Limb Skeletal Morphologies Associated with Bipedalism in the Jerboas

The Harvard community has made this article openly available. [Please share](#) how this access benefits you. Your story matters

| | |
|-------------------|---|
| Citation | Moore, Talia Y., Chris L. Organ, Scott V. Edwards, Andrew A. Biewener, Clifford J. Tabin, Farish A. Jenkins, and Kimberly L. Cooper. 2015. "Multiple Phylogenetically Distinct Events Shaped the Evolution of Limb Skeletal Morphologies Associated with Bipedalism in the Jerboas." <i>Current Biology</i> 25 (21) (November): 2785–2794. doi:10.1016/j.cub.2015.09.037. |
| Published Version | doi:10.1016/j.cub.2015.09.037 |
| Citable link | http://nrs.harvard.edu/urn-3:HUL.InstRepos:25620509 |
| Terms of Use | This article was downloaded from Harvard University's DASH repository, and is made available under the terms and conditions applicable to Open Access Policy Articles, as set forth at http://nrs.harvard.edu/urn-3:HUL.InstRepos:dash.current.terms-of-use#OAP |

Multiple phylogenetically distinct events shaped the evolution of limb skeletal morphologies associated with bipedalism in the jerboas

Talia Y. Moore¹, Chris L. Organ², Scott V. Edwards¹, Andrew A. Biewener¹, Clifford J. Tabin³,
Farish A. Jenkins Jr¹., Kimberly L. Cooper⁴

¹Department of Organismic & Evolutionary Biology, Harvard University, 26 Oxford Street, Cambridge, MA 02138 USA; ²Montana State University, Department of Earth Sciences, 226 Traphagen Hall, Bozeman, MT 59717 USA; ³Department of Genetics, Harvard Medical School, 77 Ave Louis Pasteur, Boston, MA 02115 USA; ⁴Division of Biological Sciences, University of California San Diego, 9500 Gilman Drive, La Jolla, CA 92093 USA

Corresponding author:

Kimberly L. Cooper

UC San Diego

9500 Gilman Drive; MC-0380

La Jolla, CA 92093

(858) 534-1040

kcooper@ucsd.edu

SUMMARY

Recent rapid advances in experimental biology have expanded the opportunity for interdisciplinary investigations of the evolution of form and function in non-traditional model species. However, historical divisions of philosophy and methodology between evolutionary/organismal biologists and developmental geneticists often preclude an effective merging of disciplines. In an effort to overcome these divisions, we take advantage of the extraordinary morphological diversity of the rodent superfamily Dipodoidea, including the bipedal jerboas, to experimentally study the developmental mechanisms and biomechanical performance of a remarkably divergent limb structure. Here, we place multiple limb character states in a locomotor and phylogenetic context. While obligate bipedalism arose once in the ancestor of extant jerboas, we find that digit loss, metatarsal fusion, between limb proportions, and within hindlimb proportions all evolved independently of one another. Digit loss occurred three times through at least two distinct developmental mechanisms, and elongation of the hindlimb relative to the forelimb is not simply due to growth mechanisms that change proportions within the hindlimb. Furthermore, we find strong evidence for punctuated evolution of allometric scaling of hindlimb elements during the radiation of Dipodoidea. Our work demonstrates the value of leveraging the evolutionary history of a clade to establish criteria for identifying the developmental genetic mechanisms of morphological diversification.

INTRODUCTION

The vertebrate limb has long been of interest to evolutionary biologists due to the extraordinary diversity of forms, to biomechanists for the corresponding variety of locomotor functions, and to developmental biologists as a model of patterning and morphogenesis. We stand to gain a more complete understanding of the mechanisms that shape the development and evolution of form and function by integrating these traditionally distinct disciplines. We focus on the rodent superfamily, Dipodoidea, comprised of 51 extant species including the quadrupedal birch mice, facultative bipedal jumping mice, and 33 species of obligate bipedal jerboas [1]. Together, these species exhibit diverse limb morphologies with varying degrees of specialization. The most basal species exhibit an ancestral generalized quadrupedal rodent morphology while the most derived bipedal species have lost the pre- and postaxial hindlimb digits, greatly elongated the hindlimbs, and disproportionately elongated and fused the three central metatarsals.

Studies of jerboa anatomy have been largely limited to dissections of a few species and casual observations of captive individuals prior to the 1940s [2–5]. Even at that time, the morphological characters associated with bipedal saltation in the jerboas were noted as similar to those associated with cursorial locomotion in more familiar and better-studied quadrupedal ungulates. Elongated limbs increase range of motion while reduced distal elements decrease the energy required to swing the limb during sustained running [3, 6]. However, the inaccurate and often contorted posture of jerboas in museum exhibits and texts dating to the late 19th and early 20th century [7] highlights a general unfamiliarity in the West with the way these animals actually move.

The diverse morphologies of extant dipodoid rodents have long been a challenge to pre-molecular taxonomists. These trees are well-reviewed elsewhere [1]. Recently, DNA sequence phylogenetics has resolved the relationships of taxa within Dipodoidea, the monophyletic origin of bipedalism, and the subsequent radiation of species [1, 8–10]. Given that the genes included in these analyses are not under selection for bipedal locomotion, these broadly consistent molecular phylogenies likely represent the true taxonomic relationships. Therefore many of the morphological characters previously used to assign relationships are convergent. The consensus molecular tree thus provides an opportunity to understand evolutionary patterns of these complex morphologies.

Here, we first generate posturally-accurate skeletal reconstructions to understand the locomotor advantage of derived skeletal characters of the obligate bipedal jerboa compared to a close quadrupedal relative. We next identify eight distinct hindlimb morphotypes represented within Dipodoidea based on digit number, the extent of metatarsal fusion, and limb element allometry. We then trace the evolutionary history of each character in the context of a multi-locus, time-calibrated molecular phylogeny. We show that the adaptation of limb structure for a specialized locomotor strategy occurred through a combination of temporally and therefore genetically distinct changes during the radiation of Dipodoidea. Our work demonstrates the value of phylogenetic analyses in evolution and development, particularly in species too distantly related for genetic hybridization, in which multiple intersecting lines of evidence are critical to strengthen hypotheses regarding developmental mechanism that are often initially correlative in nature.

RESULTS

The acquisition of bipedality in jerboas coincides with multiple skeletal transformations [4, 5] that are most informative in the context of a living animal in movement. Thus we generated to-scale postural reconstructions of the complete skeletons of the three-toed lesser Egyptian jerboa, *Jaculus jaculus* and one of the most closely related extant quadrupeds, the Northern birch mouse, *Sicista betulina* [1]. The illustration of *J. jaculus* is informed by X-ray fluoroscopy of a live jerboa (Movie S1A) and is represented in an aerial phase just prior to landing. Since a living birch mouse was not available for imaging, we reconstructed the skeleton of *S. betulina* based on postural data of a morphologically similar semi-arboreal species [11] - the forest deer mouse, *Peromyscus maniculatus* (Movie S1B). While largely qualitative in nature due to specimen limitations, our observations provide context for the major postural and skeletal changes in the evolution of jerboa bipedalism.

Axial skeleton The foreshortened skull and thorax of *J. jaculus* are suspended from the pelvis by a vertebral column that is highly modified when compared to quadrupedal rodents [5] (Figure 1A). The jerboa vertebral column appears to have a more extreme sigmoidal curvature: the lumbar column of *J. jaculus* aligns almost horizontally with respect to gravity, while the thoracic column dives vertically and curves again with the pronounced dorsiflexion of a shortened neck.

While the first cervical vertebra (C1, or atlas) is freely mobile in the jerboa, the central cervicals (C2-C6), including the axis, are fused ventrally into a single plate and dorsally into a single large spinous process with lateral openings for the egression of the cervical spinal nerves. The posterior cervical vertebra, C7, is unfused. This is concordant

with Howell [4] for the genus *Jaculus*, whereas Beddard [12] and Lull [3] reported the posterior six to be fused in *Dipus*. Flower and Lydekker [2] reported all the cervical vertebrae in *Dipus*, *Alactaga* [sic], and *Platycercomys* (now *Pygeretmus*) to be “more or less ankylosed.” Indeed our investigation of several available related taxa (Table S1) indicates varying degrees of fusion with a subset of vertebrae fully fused, as in *J. jaculus*, or tightly articulated with thin fissures between vertebrae as in *Salpingotus thomasi* and *Allactaga tetradactyla*. In *Sicista* there are seven unfused cervical vertebrae, and only C2, the axis, has a prominent neural spine.

As with most rodents [13], *S. betulina* has 13 thoracic vertebrae, and T10 is the anticlinal vertebra. In contrast, there are 12 thoracic vertebrae in *J. jaculus*, and T12 is the anticlinal vertebra. The presence of seven lumbar vertebrae in *J. jaculus* compared to six in *S. betulina* suggests a transformation of T13 into a lumbar vertebra with an additional posterior shift in the position of the anticlinal vertebra. Howell [4] suggested that by transforming the last thoracic vertebra into an additional lumbar vertebra, the jerboa shortens the thorax without decreasing the size of each individual thoracic vertebral element, which we confirmed (Table S2).

Of the four sacral vertebrae in *J. jaculus*, only the first is fused to the ilium whereas the first two are fused in *S. betulina*. Decreased fusion may increase iliosacral mobility during jumping in *J. jaculus* as in frogs that have limited iliosacral contact [14]. The sacrum of *J. jaculus* is widened in comparison to *S. betulina*, and the spinous processes of the lumbar vertebrae are enlarged, which may support greater back musculature and also increase jumping ability [5]. Additionally, the spinous process of the 4th sacral vertebra is enlarged, indicating robust tail suspensory musculature. *J. jaculus* has 24 elongate caudal

vertebrae, and the tail is approximately 1.47 times the naso-anal distance (n=3, s.d.=0.12). *S. betulina* has 34 caudal vertebrae, and the tail is 1.25-1.5 times the naso-anal distance varying by population [15, 16].

Appendicular skeleton The composite hindlimb length from the greater trochanter of the femur to the distal tip of the central metatarsal is approximately 3.2 times the length of the analogous forelimb elements for the jerboa, compared to 1.4 times for the birch mouse (Table S1). Within hindlimb proportions also differ between species. Whereas the femur of *S. betulina* comprises 34.6% and the third metatarsal is 20.5% of total limb length, the femur of *J. jaculus* is 28.6% and the third metatarsal is 30.6% of hindlimb length. The proportion of the tibia is more similar at 44.9% for *S. betulina* and 43.0% for *J. jaculus*. The small vestiges of the first and fifth metatarsals of the jerboa are tucked along the ventral-lateral edges of the fused central canon bone, which is comprised of metatarsals II-IV. The distal-most aspect of the canon bone remains unfused and articulates with each of the three toes. Lastly, the quadrupedal rodents are plantigrade (fore) and digitigrade (hind) (Movie S1B) while the bipedal *J. jaculus* is sub-unguligrade (Movie S1A). The nails and distal toe pads contact the ground while the digits are elevated atop a tuft of coarse bristles on the plantar surface of the toes.

Center of mass The reduction of the thorax and expansion of the lumbar region together with the position of the body with respect to the limbs in our X-ray videos led us to hypothesize that the center of mass may be shifted in the bipedal jerboa relative to quadrupedal rodents. We found the center of mass of *P. maniculatus* is located approximately 54.5% (n=3; s.d.=0.073%) of the naso-anal distance consistent with the quadrupedal Siberian chipmunk, *Tamias sibiricus* [17]. The center of mass of *J. jaculus*

measures only slightly more posterior at 57.5% (n=4; s.d.=0.025%) of the naso-anal distance. More striking, we found in our X-ray videos that the hindlimb base of support of *P. maniculatus* at mid-stance is positioned approximately 74% of the distance from head to tail base while the jerboa hindlimb base of support is approximately 47% of body length. This places the center of mass approximately 19% ahead of the hindlimb base of support of *P. maniculatus* and 11% behind the hindlimb base of support of *J. jaculus*.

Identification of limb morphotypes We classified eight distinct hindlimb morphotypes among the 51 extant species of Dipodoidea based primarily on degree of metatarsal fusion and number of digits [1, 18] (Table S3) and broadly considering allometric scaling of the hindlimb and principal components clustering discussed in further detail below. These include the quadrupedal birch mouse (Sicistinae), the facultative bipedal jumping mice (Zapodinae), and six morphotypes within the obligate bipedal jerboas (Figure 2).

One distinctive feature of the *S. betulina* hindlimb relative to other dipodoid rodents is the lateral curvature of the tibia (Figure 2A). Curvature of long bones is indicative of predictable off-axis bending forces [19]. In the case of *S. betulina*, tibial long-axis curvature may reflect laterally-directed loading forces during climbing as evidenced by the mediolateral orientation of the femur and undulation of the pelvis during locomotion in *P. maniculatus* (Movie S2B) [20]. In contrast, *J. jaculus* hindlimbs fall directly below the body during locomotion (Movie S2A), and the tibia is straighter in each of the obligate bipedal species (Figure 2C-H). The shape of the femoral head also transforms from a rounded knob in *S. betulina* (Figure 2A) to a saddle shape with a femoral neck oriented nearly

perpendicular with respect to the bone shaft in the most derived of the jerboas (Figure 2F-H).

Compared to quadrupedal *S. betulina*, the facultative bipedal jumping mice, including *Napaeozapus insignis*, have slightly elongated metatarsals comprising a larger proportion of the hindlimb length discussed in detail below (Figure 2B, 5B). Significant morphological diversity arises in the obligate bipedal jerboas. The three and five-toed pygmy jerboas (Cardiocraniinae - Figure 2C, *Salpingotus thomasi* and Figure 2D, *Cardiocranius paradoxus*, respectively) have individual metatarsals that do not fuse. The long-eared jerboa, *Euchoreutes naso* has five toes with elongated and partially fused metatarsals II-IV (Figure 2E, partial fusion indicated by dashed lines). The Allactaginae are represented by *Allactaga sibirica* (Fig 2G) with a fully fused canon bone comprised of metatarsals II-IV and five toes where the central three are much larger and longer than digits I and V. A single species, *A. tetradactyla* (Figure 2F) has lost the anterior-most digit and retains digits II-V. The Dipodinae, including *Jaculus orientalis* (Figure 2H), are characterized by the same elongate and fused central canon bone but have entirely lost the pre- and postaxial digits and have only digits II-IV remaining. Using the molecular reconstruction of Wu and colleagues [9], with the addition of *Allactaga tetradactyla*, we mapped each of these osteological character states.

Digit loss Early taxonomies placed the four-toed jerboa, *Allactaga tetradactyla*, within the five-toed jerboas of Allactaginae indicating an independent loss of the first digit within this clade [21]. An alternative hypothesis is that the four-toed jerboa represents an ancestral state to the three-toed morphology and that cranial and dental morphologies are convergent. To test these hypotheses, we examined the position of *A. tetradactyla* and

found that the species indeed groups within Allactaginae and most closely with *A. hotsoni*, suggesting a relatively recent and independent loss of the first digit (Figure 3A; Figure S1). Additionally, the three-toed pygmy jerboa, *Salpingotus thomasi*, groups with the five-toed pygmy jerboa, *Cardiocranius paradoxus*, and ancestral to the divergence of Euchoreutinae, Allactaginae, and Dipodinae. This suggests the independent loss of digits occurred at least three times - in *Salpingotus* and in Dipodinae with loss of the pre- and postaxial digits and with loss of the pre-axial digit in *A. tetradactyla*. However, while pre- and postaxial digits are present in many jerboa species, they are effectively non-functional for locomotion in Euchoreutinae and Allactaginae, as they flank the central canon bone and do not contact the substrate (pers. observation).

Skeletal fusion The single species within Euchoreutinae, *Euchoreutes naso*, also represents the emergence of partial fusion of the three central metatarsals, and all species of Allactaginae and Dipodinae have completely fused central metatarsals (Figure 3B). Thus metatarsal fusion is monophyletic within the jerboas.

Hindlimb-Forelimb Allometry Allometric scaling refers to a change in the size of an element relative to another or as a proportion of the whole body. Differences in cranial length and body proportions complicate the use of axial length for body size normalization. Additionally, because the taxa are not independent from one another, the variation in morphological measurements in closely related groups would be less than expected under a Brownian Motion model. Thus, we performed a phylogenetically-weighted Principal Components Analysis (pPCA) to remove the effect of relatedness and body size on our morphological measurements [22]. To better understand the scaling relationships and the

dynamics of allometric scaling over evolutionary time, we expanded our analysis to a broad selection of rodents representing diverse forms of locomotion.

We used measurements of the femur, tibia, third metatarsus, and humerus in our analysis. Distal forelimb elements were often not available for measurement in many specimens, but the humerus and metacarpals do scale approximately isometrically for available specimens within Myomorpha (Figure S2A). The first phylogenetically-weighted principal component (pPC1) accounts for 90.9% of the variation in the data, loads approximately equally with all of our morphological measurements (Table S4), and therefore associates with changes due to body size. The remaining principal components (pPCs 2, 3, 4) all describe variation in limb proportions independent of body size. pPC2 loads strongly positively with the metatarsus and negatively with the humerus, and accounts for 86.1% of the remaining morphometric variation in limb proportions. This relationship is illustrated by the repeated appearance of rodents with elongate metatarsals, shortened humerus, and large values of pPC2, and rodents with shorter metatarsals, elongate humerus, and small values of pPC2 (Figure 4A; Table S4).

The hypothesis that limb skeletal structures in the body are predominantly shaped according to their functions predicts that grouping animals with similar limb proportions should also categorize species according to similar locomotor ecomorphs. Since pPCs 2, 3, and 4 each represent changes in limb element proportions independent of body size, we performed a clustering analysis on these principal components (Figure 4B; Figure S2B). We identified up to five distinct clusters that are separated predominantly by values in pPC2 and correspond well to known locomotor ecomorphs from diggers and gliders (longer forelimb) to the most derived of obligate bipedal species (longer hindlimb) [18, 23, 24].

Starting from the lowest values of pPC2, the first group includes the fossorial mole-rat (*Spalax*) and bamboo rat (*Rhizomys*), the semi-fossorial hamsters (*Mesocricetus*) [25], and the gliding spiny tailed squirrel (*Anomalurus*). The second group contains fossorial gophers (*Thomomys* and *Geomys*), and the generalist voles (*Microtus*), spiny mouse (*Acomys*), and rats (*Rattus*). *Rattus exulans* falls within the 95% confidence intervals of both this group and the third group, which contains the semi-aquatic beavers (*Castor*), the generalist house mouse (*Mus*), and the semi-arboreal/generalist deer mice (*Peromyscus*) [26] and semi-arboreal birch mouse (*Sicista*). The fourth group has no overlap with the previous and includes the facultatively bipedal jumping mice (*Napaeozapus* and *Zapus*) and kangaroo rat (*Dipodomys*) and the large obligate bipedal springhare (*Pedetes*). The fifth group exhibits the greatest separation from the previous groups and includes all of the obligate bipedal jerboas.

To quantify the allometric scaling relationships within Dipodoidea, we generated log-transformed plots of the combined length of the hindlimb elements (femur, tibia, and third metatarsal) versus the forelimb elements (humerus, ulna, and third metacarpal) (Figure 5A, C). Log transformation of limb lengths allows us to compare the scaling relationships between groups of animals using a linear regression [27]. For comparison to bipedal species, we chose the “mouse-like” generalist/semi-arboreal quadrupedal rodents in the second and third ecomorph groups described above. These all fall along a line (blue) with a slope of 0.991 indicating that the smallest birch mouse (*S. betulina*) has the same hindlimb to forelimb proportions as the largest rat (*R. exulans*). All of the highly derived bipedal Allactaginae and Dipodinae together form a line (red) with very similar slope of 0.979 but with a positively shifted y-intercept from 0.160 to 0.521 indicating an increased

length of the hindlimb relative to forelimb. A phylogenetically controlled ANCOVA test strongly supports two regression lines for different limb ratios between the quadrupedal and most-derived bipedal species (Table S5; $p=4E-08$). The jumping mice (e.g. *Z. hudsonius*), three- and five-toed pygmy jerboas (*S. thomasi* and *C. paradoxus*) and the long-eared *E. naso* lay between and outside the 95% confidence intervals (grey shading) of the regression lines for quadrupedal and derived bipedal species and are designated as “basal bipeds” (orange).

Within-Hindlimb Allometry We next sought to test the hypothesis that the allometric scaling between limbs is mechanistically attributed to the change in proportion of elements within the hindlimb. In a log-log plot of metatarsus versus femur, the group two and three ecomorphs, including *S. betulina*, fit a regression line (blue) with a slope of 0.729 (Figure 5B). Again, the most derived bipedal jerboas (Allactaginae and Dipodinae) form a line (red) with a y-intercept shifted upward to 0.151 from -0.002 in quadrupedal species and slope of 0.893 indicating a relative increase of metatarsus:femur ratio. Phylogenetically controlled ANCOVA strongly supports two regression lines (Table S5; $p=3E-03$) compared with a single regression model. The jumping mice (e.g. *Z. hudsonius*) and pygmy jerboas, *S. thomasi* and *C. paradoxus*, fall between these lines. However, while the pygmy jerboas are between the confidence intervals for between limb proportions (Figure 5A), they lie within the 95% confidence interval (grey shading) of derived bipeds for within hindlimb allometry (Figure 5B). This may be in part due to the majority of more derived bipedal jerboas with larger values of metatarsal and femur lengths, resulting in a spread of the confidence interval at smaller values. This hypothesis is further supported by the observation that *S. thomasi* and *C. paradoxus* have smaller metatarsal:femur ratios than

one would expect given their phylogenetic position among obligate bipeds (Figure 5D). A Bayesian phylogenetic outlier test [28] demonstrates that 94% of the predictive distribution for the metatarsal:femur ratio of obligate bipeds lies above the measured ratios of these two species.

In stark contrast to its low hindlimb:forelimb ratio compared to the most derived bipedal jerboa taxa (Figure 5A), the long-eared jerboa, *Euchoreutes naso*, falls within the 95% confidence interval of the regression for metatarsus:femur (Figure 5B). Indeed, while both ratios follow a trend toward increasing values in more derived species, they do not share the same distribution [Figure 5C, D; Wilcoxon signed-rank test: $n=19$, sum of ranks (V)=190, $p=3.82E-6$]. Together these trees suggest the mechanisms that establish the proportion of hind relative to forelimb length are genetically separable from the mechanisms that determine proportions within the hindlimb.

Lastly, we analyzed rates of evolutionary allometric growth versus rates of net speciation (nodes along phylogenetic path lengths) as a test for punctuated evolution where the coefficient of determination (R^2) denotes the percent of character variation explained by punctuated evolution, and the slope of the regression (β) represents the magnitude of the effect of punctuation [29]. A correlation between trait values and net speciation suggests that the trait in question underwent punctuated, rather than gradual, evolution - though not necessarily punctuated equilibrium as originally defined by Eldredge and Gould [30] because of the inability to detect periods of stasis. Although the exact process producing such a pattern is difficult to determine [31], such a test does imply that bursts of morphological change were coupled with speciation [29, 32–35].

We find that the lengths (log) of hindlimb elements are all strongly correlated with net speciation along phylogenetic path lengths (Table S6; metatarsal $R^2=0.293$, $\beta=0.0519$, $p=0.006$; tibia $R^2=0.762$, $\beta=0.0669$, $p=8.45E-9$; femur $R^2=0.657$, $\beta=0.0575$, $p=6.63E-7$) while the lengths (log) of forelimb elements are at most marginally significant (Table S6; metacarpal $R^2=0.052$, $\beta=0.0191$, $p=0.12$; ulna $R^2=0.164$, $\beta=0.0307$, $p=0.05$; humerus $R^2=0.153$, $\beta=0.0333$, $p=0.04$). This suggests that hindlimb length underwent more evolutionary change during speciation rather than gradual Darwinian change over time in all branches.

DISCUSSION

The evolution of bipedal locomotion is associated with dramatic changes in structure and posture. Indeed, Hatt [5] accurately depicts the bipedal rodents, jerboas included, as “so compacted as to be popularly described as looking like potatoes on toothpicks.” *J. jaculus* has transformed to an elevated horizontal body posture, suspended from the pelvis, and has shifted the single position of support to lie ahead of the center of mass. This likely increases stability and may require less energy to prevent forward pitching during bipedal locomotion. Cervical fusion and neck shortening in saltatorial rodents may further stabilize the head during the quick maneuvers and high-acceleration jumps typical of jerboa escape behaviors [5]. With the neck stabilized, the elongate tail may serve as a more effective counterbalance with the potential to control body orientation during the aerial phase of locomotion as has been proposed for kangaroo rats [36] and lizards [37].

The appendicular skeletal changes are even more pronounced than those of the axial skeleton. The straightness of the tibia and the saddle-shaped femoral head suggest reduced variability in the direction of skeletal loading stresses [19] perhaps due to the restricted range of motion primarily limited to a sagittal plane in the strictly cursorial *J. jaculus*. Also associated with the acquisition of bipedal locomotion, the hindlimbs of jerboas are elongate while the forelimbs, released from the constraints of quadrupedal locomotion, are slightly reduced in size. The strong correlation between degree of hindlimb allometric specialization and speciation events at nodes suggests that one may have driven the other. Therefore punctuated evolution likely represents the mode of radiation of Dipodoidea coincident with the climactic changes in the region at the time of the Himalayan uprising that led to ecological diversification [10].

Hindlimb elongation also coincides with fusion of the three central metatarsals into a single bone in all Allactaginae and Dipodinae, which according to beam theory [38] likely increases metatarsal resistance to bending loads by increasing the second moment of area, thus providing more effective weight support. This may be an important structural adaptation since bipedal saltation increases hindlimb loading in two ways. First, the body weight is entirely supported by both or a single hindlimb, depending on gait. Second, saltatory locomotion necessitates an aerial phase, which increases forces associated with take off and landing [39].

While metatarsal fusion occurred once, digit loss has occurred repeatedly in the evolution of Dipodoidea. Hindlimb elongation increases stride length and is compensated for by digit reduction to decrease the limb moment of inertia [3, 6]. Whereas the Allactaginae retain five hindlimb digits, the axial and postaxial digits are smaller and do not

make contact with the ground. It is possible therefore that both digit size reduction and loss provide an energetic advantage by decreasing the distal mass and energy required to propel and redirect the motion of the limb.

Our analysis of characters associated with bipedalism also provides an opportunity to approximate genetic complexity and to identify species, structures, and genetic pathways for further analysis. For example, Klippel-Feil Syndrome [40] and Apert Syndrome [41] are human syndromes that include cervical vertebral fusion suggesting pathways (*GDF6* and *FGFR2* respectively) that may underlie the evolution of vertebral fusion. *J. jaculus* has also transformed a thoracic vertebra into a lumbar vertebra, a classic sign of a shift in the spatial domain of expression of *Hox* genes that establish segmental identity [13]. However, the additional shift in the position of the anticlinal vertebra from T10 to T12 in *J. jaculus* suggests the mechanism may be more complex than, for example, a simple anterior shift in register of one of the *Hox* group 10 paralogues [42, 43]. Continuing down the axial column and into the tail, the reduced number of caudal vertebrae in *J. jaculus* suggests an earlier termination of the somite segmentation clock, the developmental process that iteratively pinches off blocks of tissue that will later form the vertebrae [44]. At the same time the total length of the *J. jaculus* tail is approximately the same proportion of body length as *S. betulina* indicating that at least a subset of the vertebrae elongate more rapidly or for a longer period of time in skeletal development or initiate as larger somites in the embryo.

Within the limb, the evolutionary history of jerboa phenotypes provides insight into mechanisms of digit formation and skeletal growth. We previously showed that axial and postaxial expansion of cell death carves away the tissue that would give rise to the first and

fifth digits in *Dipus sagitta* [45]. It is possible that the convergent loss of the first and fifth digits in the pygmy jerboa, *Salpingotus*, occurs by a similar mechanism of expanded cell death, perhaps even by convergence on the same molecular mechanisms. While the independent loss of the first digit in *Allactaga tetradactyla* suggests there are at least two distinct mechanisms, our character analysis of extant species does not rule out a stepwise loss of digit I followed by V in either of the three-toed clades. Loss of the first digit occurs in a variety of human birth defects [46, 47], mouse mutants [48, 49], and throughout evolutionary history, often as a prelude to the subsequent loss of additional digits [50, 51].

In contrast to the discrete nature of digit loss and metatarsal fusion, skeletal allometry manifests as a continuum of values. Close examination of these allometries in the context of phylogenetic relationships demonstrates that the genetic mechanisms determining inter- and intra-limb proportions are uncoupled in Dipodoidea. Most notably, the obligate bipedal *Euchoreutes naso* exhibits a larger hindlimb:forelimb length ratio than any other jerboa, yet also has one of the smallest metatarsus:femur length ratios. Human congenital skeletal dwarfisms and loss-of-function mutations in mice have identified genes that are required for all long bone growth [52–54], but the mechanisms that deploy these genes at the precise time and levels to generate correct individual bone sizes and proportions largely remain a mystery. The genetic uncoupling we observe here indicates that these mechanisms are complex and may act at the level of global control of size in the anterior versus posterior regions of the body as well as at the level of individual limb skeletal elements.

Not only do we highlight the genetic and regional complexity of skeletal growth control, our finding that hindlimb elements have undergone punctuated evolution also

provides an opportunity to apply the same punctuation tests to gene sequences of candidates for growth regulation. Since the genes underlying differences in growth have undergone the same selection as the adult morphologies that result from these developmental differences, we expect the degree of sequence divergence of causative loci to similarly associate with the number of nodes along a path. This finding provides strong justification for the generation of draft genome sequences of species at the tips of a variety of path lengths. Together, this work illustrates the extraordinary value of leveraging *a priori* analyses of evolutionary history to inform subsequent analyses of developmental and genetic mechanisms of evolution.

EXPERIMENTAL PROCEDURES

All work with live *Jaculus jaculus* and *Peromyscus maniculatus* were in accordance with Harvard FAS IACUC protocols. All museum specimens that were included in our character analysis are listed in Table S1.

X-ray fluoroscopy recordings were taken at 1000 frames per second using high speed cameras (Photron 1024) mounted into Siemens Tridoros 150 G-3 C-arms and sampled every other frame. Radiation was set at 5 mA and 60 KVp. Jerboas were restricted to a linear path using a cardboard track. The postural reconstruction of *J. jaculus* is represented in an aerial phase just prior to landing (Movie S1A, Frame 2788). The size and shape of each bone was based on the skeleton of a female *J. jaculus* in the private collection of K.C. (JJ 0001). The postural reconstruction of *Sicista betulina* was derived from a live semi-arboreal forest deer mouse, *P. maniculatus* walking along a thin wooden rod and is represented in mid-stance (Movie S1B, Frame 202). The movie also shows loose PVC tubing

that was used to induce locomotor instability for a separate project. The skeletal size and shape reconstruction of *S. betulina* is derived from μ CT images of a female *S. betulina* alcohol specimen (MVZ 176617) and a male skeleton (AMNH 206585). Hindlimb morphotype reconstructions are based on specimens listed in Table S1.

Center of mass was measured by placing the euthanized animal on a rigid ruler supported by a scale at each end [17]. The animal was arranged into a physiologically relevant position on the ruler and moved anteriorly or posteriorly until the mass recorded on each scale was equal. The anatomical location of the center point between the two scales corresponded to the location of the center of mass as a percentage of naso-anal distance.

We produced a time-calibrated tree with MrBayes (Figure S1). Sequences of 28 species (23 Dipodoidea, 5 outgroups) were used including the Dipodoid species from the work of Wu and colleagues [9] plus the following sequences obtained from Genbank: *Jaculus orientalis* (JN214562.1), *Pygeretmus pumilio* (JF938718.1, JQ347916.1, JQ347936.1, JQ347894.1, JF938696.1, JF938896.1), and *Stylodipus telum* (JF938723.1, JF938802.1, JQ347920.1, JQ347940.1, JQ347898.1, JF938701.1, JF938901.1). DNA sequences for *A. tetradactyla* were obtained by PCR from leg muscle genomic DNA using previously published [9] primers for A2AB, CNR1, GHR, IRBP, LCAT, BRCA1, vWF, ATP7a, CREM, RAG2, and DMP1 (Accession numbers KT164755, KT164756, KT164757, KT164758, KT164759, KT164760, KT164761, KT164762, KT164763, KT164764). We calibrated nodes using divergence times from Date-a-Clade and Wu et al [55]: the root, Dipodidae, mouse/rat split, Cardiocraniinae, and the Dipodinae/Allactaginae split (Supplemental Text). The MCMC procedure ran for 10,000,000 iterations in four chains over two runs, and sampled every 1,000th iteration. The genus *Jaculus* was poorly resolved (*J. blanfordi* and *J. orientalis* were

grouped with a posterior probability of 59%) but was used for the comparative analysis as this level of phylogenetic uncertainty has little impact on our results. After the tree was inferred *Allactaga balikunica* was placed manually [56] because no sequences were available.

The resulting tree was embedded into a Rodentia phylogeny [57]. We then trimmed away all taxa except for those associated with morphological data. This tree was used for pPCA and contains 42 taxa: 19 Dipodoidea, 14 Muroidea, and 9 other rodents. Genetic information was available for *Salpingotus koslovi*, but specimens were only available for *S. thomasi*. *S. thomasi* is therefore listed on the figures at the phylogenetic position of *S. koslovi* since this clade is well-resolved at the genus level. Similarly, *Sicista betulina* morphological data is presented in place of *S. tianshanica* on the phylogeny.

Categorical data representing the number of toes on the hindfeet and the degree of metatarsal fusion (none, partial, full) were collected for each taxon. The length of each long bone segment of the forelimb (humerus, ulna, third metacarpal) and hindlimb (femur, tibia, third metatarsal) was measured by digital microcaliper. Humerus, femur, tibia, and third metatarsal data were included in a phylogenetically-weighted Principal Components Analysis using the `phyl.pca` function in the Phytools package for R. Clustering analysis was performed on these latter components using the `kmeans` function in the Stats package for R and is represented as the within groups sum of squares by number of clusters extracted (Figure S2B) [58].

We reconstructed ancestral states for digit loss using the function `make.simmap` in the Phytools package for R and set five digits as the prior state. The directional pattern of metatarsal fusion without reversion in Dipodoidea suggests that fusion evolves as an

ordered state. We therefore used the function `ancThresh` in the `Phytools` package for R, which assumes that the discrete character is determined by underlying, ordered, and unobservable continuous traits. We constructed the ancestral states of continuous variables (Forelimb:Hindlimb, Femur:Metatarsus, pPC2) using the function `contMap` in the `Phytools` package for R. For each character, we ran the function on all taxa in the rodent clade for which we had data but focus our analyses of discrete characters within *Dipodoidea* as these have not occurred more broadly within rodents.

For the ANCOVA tests, we used dummy variables (and their interactions with the independent variable) to separate different groups from one another. Likelihood ratio tests for the ANCOVA models compare the dummy-variable (two line) model against a simpler single line model (LRT is 2 x the log-likelihood ratio assuming a chi squared distribution and degrees of freedom equal to the difference in parameters of the models). We assessed significance for the regression lines (including the punctuated evolution regression models) with t-scores ($t = \beta_1/SE$) where β_1 is the slope of the regression line and SE is the standard error of the slope with the degrees of freedom equal to $n-2$. To account for multiple hypothesis testing we adjusted p-values using the Bonferroni-Holm step-down procedure [59].

We used the maximum likelihood method in `BayesTraits v2` (<http://www.evolution.rdg.ac.uk>) to test for punctuated evolution and perform the ANCOVA tests using the chronogram above. Phylogenetic signal (λ) was estimated during these analyses. To test for punctuated evolution, root-to-tip path lengths are regressed onto the number of nodes (net speciation events) along that path [29]. Here we use log-

transformed measurements of limb elements instead of path lengths. A positive relationship between path length and the number of nodes suggests punctuated evolution.

ACKNOWLEDGEMENTS

We are grateful to Laszlo Meszoly for anatomical illustrations and to Dr. James Hanken for support to complete the artwork. Skeletal specimens were generously provided on loan from the American Museum of Natural History (New York, NY), the National Museum of Natural History (Washington, DC), the Museum of Comparative Zoology (Cambridge, MA), the Museum of Vertebrate Zoology (Berkeley, CA), and the Museum of Southwestern Biology (Albuquerque, NM). We thank Dr. Hopi Hoekstra and Evan Kingsley for providing *P. maniculatus*. TYM attended the course "Paleobiological and phylogenetic approaches to macroevolution" held by the NESCent Academy and supported by the National Evolutionary Synthesis Center (NESCent) NSF #EF-0423641. SVE and KLC thank Dr. Joseph Cook and members of the AIM-UP! research network (NSF #DEB-0956129) for valuable discussion.

REFERENCES

1. Lebedev, V. S., Bannikova, A. A., Pagès, M., Pisano, J., Michaux, J. R., and Shenbrot, G. I. (2013). Molecular phylogeny and systematics of Dipodoidea: a test of morphology-based hypotheses. *Zool. Scr.* 42, 231–249.
2. Flower WH, Lydekker R (1891) *An Introduction to the Study of Mammals, Living and Extinct*. (A. and C. Black, London).
3. Lull, R. S. (1904). Adaptations to Aquatic, Arboreal, Fossorial and Cursorial Habits in Mammals. IV. Cursorial Adaptations. *Am. Nat.* 38, 1–11.

4. Howell, A. B. (1932). The Saltatorial Rodent *Dipodomys* : The Functional and Comparative Anatomy of Its Muscular and Osseous Systems. *Proc. Am. Acad. Arts Sci.* 67, 377–536.
5. Hatt, R. T. (1932). The vertebral columns of ricochetal rodents. *Bull Amer Mus Nat Hist* 63, 599–738.
6. Biewener, A. A. (2005). Biomechanical consequences of scaling. *J. Exp. Biol.* 208, 1665–1676.
7. Jones TR (1871) *General outline of the Organization of the Animal Kingdom, and Manual of Comparative Anatomy. Fourth edition.* (J. Van Voorst, London).
8. Zhang, Q., Xia, L., Kimura, Y., Shenbrot, G., Zhang, Z., Ge, D., and Yang, Q. (2013). Tracing the Origin and Diversification of Dipodoidea (Order: Rodentia): Evidence from Fossil Record and Molecular Phylogeny. *Evol. Biol.* 40, 32–44.
9. Wu S, et al. (2014) The Evolution of Bipedalism in Jerboas (Rodentia: Dipodoidea): Origin in Humid and Forested Environments. *Evolution* 68(7):2108–2118.
10. Pisano, J., Condamine, F. L., Lebedev, V., Bannikova, A., Quere, J.-P., Shenbrot, G. I., Pages, M., and Michaux, J. R. (2015). Out of Himalaya: the impact of past Asian environmental changes on the evolutionary and biogeographical history of Dipodoidea (Rodentia). *J. Biogeogr.* 42, 856–870.
11. Horner, B. E. (1954). Arboreal adaptations of *Peromyscus* with special reference to use of the tail. *Contrib. Lab. Vertebr. Biol. Univ. Mich. No.* 61, 1–84.
12. Beddard FE (1902) *Mammalia (Cambridge Natural History Vol. X)*. (Macmillan and Co., London).
13. Burke, A. C., Nelson, C. E., Morgan, B. A., and Tabin, C. (1995). Hox genes and the evolution of vertebrate axial morphology. *Development* 121, 333–46.
14. Shubin, N. H., and Jenkins, F. A. (1995). An Early Jurassic jumping frog. *Nature* 377, 49–52.
15. Shenbrot GI, Sokolov VE, Heptner VG (2008) *Jerboas: Mammals of Russia and Adjacent Regions* (Amerind Publishing, New Dehli).

16. Olsen, L.-H. (2013). *Tracks and Signs of the Animals and Birds of Britain and Europe* (Princeton University Press).
17. Lammers, A. R., and Zurcher, U. (2011). Torque around the center of mass: dynamic stability during quadrupedal arboreal locomotion in the Siberian chipmunk (*Tamias sibiricus*). *Zool. Jena Ger.* *114*, 95–103.
18. Walker, E. P. (1964). *Mammals of the world* (Baltimore: John Hopkins Press).
19. Bertram, J. E., and Biewener, A. A. (1988). Bone curvature: sacrificing strength for load predictability? *J. Theor. Biol.* *131*, 75–92.
20. Biewener, A. (1989). Scaling Body Support in Mammals - Limb Posture and Muscle Mechanics. *Science* *245*, 45–48.
21. Wilson, D. E., and Reeder, D. M. (2005). Superfamily Dipodoidea. In *Mammal Species of the World: A Taxonomic and Geographic Reference* (JHU Press).
22. Revell, L. J. (2009). Size-Correction and Principal Components for Interspecific Comparative Studies. *Evolution* *63*, 3258–3268.
23. Samuels, J. X., and Van Valkenburgh, B. (2008). Skeletal indicators of locomotor adaptations in living and extinct rodents. *J. Morphol.* *269*, 1387–1411.
24. Feldhamer, G. A., Drickamer, L. C., Vessey, S. H., Merritt, J. F., and Krajewski, C. (2015). *Mammalogy: Adaptation, Diversity, Ecology* (JHU Press).
25. Larimer, S. C., Fritzsche, P., Song, Z., Johnston, J., Neumann, K., Gattermann, R., McPhee, M. E., and Johnston, R. E. (2010). Foraging behavior of golden hamsters (*Mesocricetus auratus*) in the wild. *J. Ethol.* *29*, 275–283.
26. Hyams, S. E., Jayne, B. C., and Cameron, G. N. (2012). Arboreal habitat structure affects locomotor speed and perch choice of white-footed mice (*Peromyscus leucopus*). *J. Exp. Zool. Part Ecol. Genet. Physiol.* *317*, 540–551.

27. Huxley, J. S. (1924). Constant differential growth-ratios and their significance. *Nature* 114, 895–896.
28. Organ, C., Nunn, C. L., Machanda, Z., and Wrangham, R. W. (2011). Phylogenetic rate shifts in feeding time during the evolution of *Homo*. *Proc. Natl. Acad. Sci.* 108, 14555–14559.
29. Pagel, M., Venditti, C., and Meade, A. (2006). Large punctuational contribution of speciation to evolutionary divergence at the molecular level. *Science* 314, 119–121.
30. Eldredge, N., and Gould, S. J. (1972). Punctuated equilibria: an alternative to phyletic gradualism. (Freman, Cooper & Co., USA.).
31. Pennell, M. W., Harmon, L. J., and Uyeda, J. C. (2014). Is there room for punctuated equilibrium in macroevolution? *Trends Ecol. Evol.* 29, 23–32.
32. Mattila, T. M., and Bokma, F. (2008). Extant mammal body masses suggest punctuated equilibrium. *Proc. R. Soc. B-Biol. Sci.* 275, 2195–2199.
33. Venditti, C., and Pagel, M. (2010). Speciation as an active force in promoting genetic evolution. *Trends Ecol. Evol.* 25, 14–20.
34. Rabosky DL, et al. (2013) Rates of speciation and morphological evolution are correlated across the largest vertebrate radiation. *Nat Commun* 4, Article number 1958.
35. Venditti, C., and Pagel, M. (2014). Plenty of room for punctuational change. *Trends Ecol. Evol.* 29, 71–72.
36. Bartholomew, G. A., and Caswell, H. H. (1951). Locomotion in Kangaroo Rats and Its Adaptive Significance. *J. Mammal.* 32, 155–169.
37. Libby, T., Moore, T. Y., Chang-Siu, E., Li, D., Cohen, D. J., Jusufi, A., and Full, R. J. (2012). Tail-assisted pitch control in lizards, robots and dinosaurs. *Nature* 481, 181–184.
38. Gere, J. M., and Timoshenko, S. P. (1999). *Mechanics of Materials - Fourth SI Edition I*. Aydin, ed. (Cheltenham: Nelson Thornes Ltd).

39. Hayes, G., and Alexander, R. M. (1983). The hopping gaits of crows (Corvidae) and other bipeds. *J. Zool.* *200*, 205–213.
40. Tassabehji, M., Fang, Z. M., Hilton, E. N., McGaughran, J., Zhao, Z., de Bock, C. E., Howard, E., Malass, M., Donnai, D., Diwan, A., et al. (2008). Mutations in GDF6 are associated with vertebral segmentation defects in Klippel-Feil syndrome. *Hum. Mutat.* *29*, 1017–1027.
41. Yu, K., Herr, A. B., Waksman, G., and Ornitz, D. M. (2000). Loss of fibroblast growth factor receptor 2 ligand-binding specificity in Apert syndrome. *Proc. Natl. Acad. Sci. U. S. A.* *97*, 14536–14541.
42. Carapuço, M., Nóvoa, A., Bobola, N., and Mallo, M. (2005). Hox genes specify vertebral types in the presomitic mesoderm. *Genes Dev.* *19*, 2116–2121.
43. Hostikka, S. L., Gong, J., and Carpenter, E. M. (2009). Axial and appendicular skeletal transformations, ligament alterations, and motor neuron loss in Hoxc10 mutants. *Int. J. Biol. Sci.* *5*, 397–410.
44. Pourquie, O. (2003). The segmentation clock: Converting embryonic time into spatial pattern. *Science* *301*, 328–330.
45. Cooper, K. L., Sears, K. E., Uygur, A., Maier, J., Baczkowski, K.-S., Brosnahan, M., Antczak, D., Skidmore, J. A., and Tabin, C. J. (2014). Patterning and post-patterning modes of evolutionary digit loss in mammals. *Nature* *511*, 41–45.
46. Basson, C., Cowley, G., Solomon, S., Weissman, B., Poznanski, A., Traill, T., Seidman, J., and Seidman, C. (1994). The Clinical and Genetic Spectrum of the Holt-Oram Syndrome (heart-Hand Syndrome). *N. Engl. J. Med.* *330*, 885–891.
47. Gold, N. B., Westgate, M.-N., and Holmes, L. B. (2011). Anatomic and etiological classification of congenital limb deficiencies. *Am. J. Med. Genet. A.* *155*, 1225–1235.
48. Mortlock, D. P., Post, L. C., and Innis, J. W. (1996). The molecular basis of hypodactyly (Hd): A deletion in Hoxa13 leads to arrest of digital arch formation. *Nat. Genet.* *13*, 284–289.

49. Bruneau, B. G., Nemer, G., Schmitt, J. P., Charron, F., Robitaille, L., Caron, S., Conner, D. A., Gessler, M., Nemer, M., Seidman, C. E., et al. (2001). A murine model of Holt-Oram syndrome defines roles of the T-box transcription factor Tbx5 in cardiogenesis and disease. *Cell* 106, 709–721.
50. Shapiro, M. (2002). Developmental morphology of limb reduction in hemiergis (squamata: scincidae): chondrogenesis, osteogenesis, and heterochrony. *J. Morphol.* 254, 211–231.
51. Prothero, D. R., and Foss, S. E. (2007). *The Evolution of Artiodactyls* (JHU Press).
52. Deng, C. X., Wynshaw-Boris, A., Zhou, F., Kuo, A., and Leder, P. (1996). Fibroblast growth factor receptor 3 is a negative regulator of bone growth. *Cell* 84, 911–921.
53. Chusho, H., Tamura, N., Ogawa, Y., Yasoda, A., Suda, M., Miyazawa, T., Nakamura, K., Nakao, K., Kurihara, T., Komatsu, Y., et al. (2001). Dwarfism and early death in mice lacking C-type natriuretic peptide. *Proc. Natl. Acad. Sci. U. S. A.* 98, 4016–4021.
54. Minina, E., Kreschel, C., Naski, M. C., Ornitz, D. M., and Vortkamp, A. (2002). Interaction of FGF, *lhh*/*Pthlh*, and BMP signaling integrates chondrocyte proliferation and hypertrophic differentiation. *Dev. Cell* 3, 439–449.
55. Wu, S., Wu, W., Zhang, F., Ye, J., Ni, X., Sun, J., Edwards, S. V., Meng, J., and Organ, C. L. (2012). Molecular and Paleontological Evidence for a Post-Cretaceous Origin of Rodents. *PLoS ONE* 7, e46445.
56. Smith, A. T., Xie, Y., Hoffmann, R. S., Lunde, D., MacKinnon, J., Wilson, D. E., and Wozencraft, W. C. (2010). *A Guide to the Mammals of China* (Princeton University Press).
57. Fabre, P.-H., Hautier, L., Dimitrov, D., and Douzery, E. J. P. (2012). A glimpse on the pattern of rodent diversification: a phylogenetic approach. *Bmc Evol. Biol.* 12, 88.
58. Hothorn, T., and Everitt, B. S. (2014). *A Handbook of Statistical Analyses using R*, Third Edition (CRC Press).

59. Holm, S. (1979). A Simple Sequentially Rejective Multiple Test Procedure. *Scand. J. Stat.* 6, 65–70.

FIGURE LEGENDS

Figure 1. Comparison of the bipedal lesser Egyptian jerboa (A, *Jaculus jaculus*) and the semi-arboreal quadrupedal Northern birch mouse (B, *Sicista betulina*) in the context of posture in movement.

Figure 2. Frontal illustrations of the hindlimbs of a representative of each morphotype scaled to the same length. (A) *Sicista betulina*. (B) *Napaeozapus insignis*. (C) *Salpingotus thomasi*. (D) *Cardiocranius paradoxus*. (E) *Euchoreutes naso*. (F) *Allactaga tetradactyla*. (G) *Allactaga sibirica* [*mongolica*]. (H) *Jaculus orientalis*. Dashed outlines indicate missing elements.

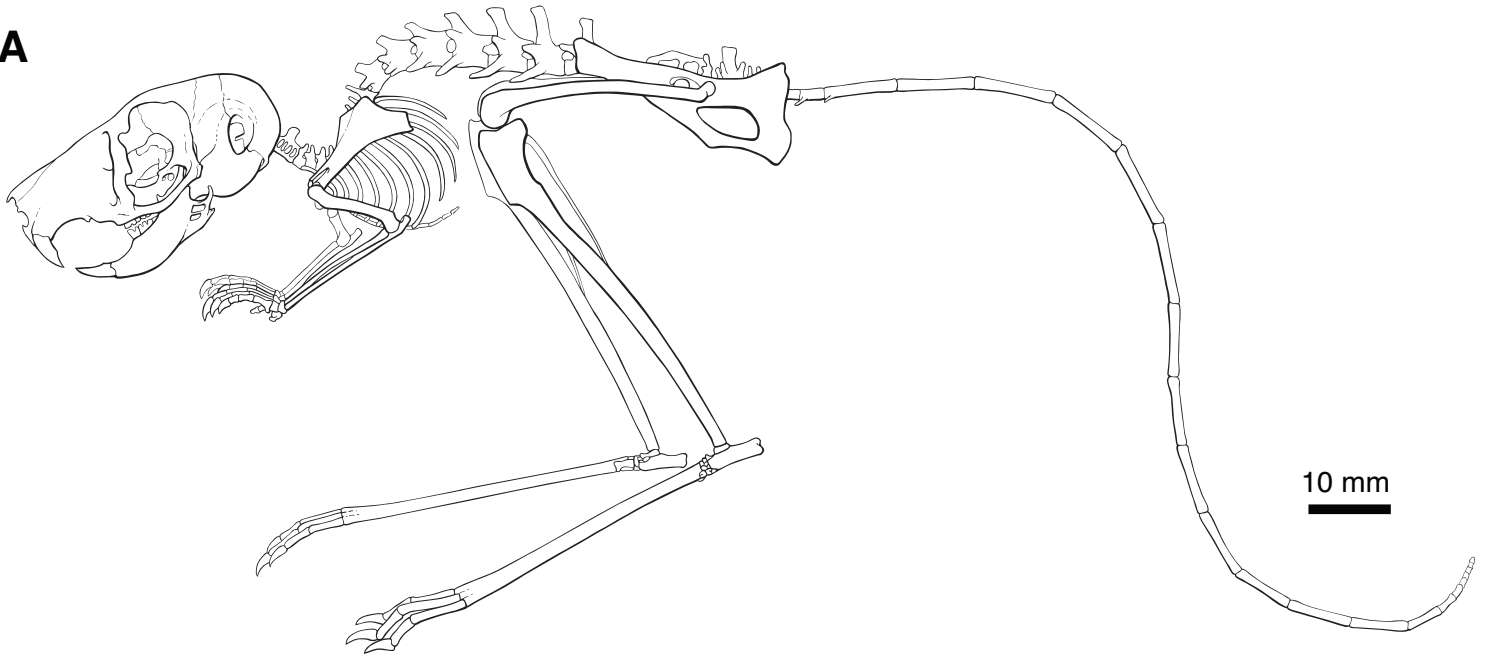
Figure 3. Discrete characters, (A) digit loss and (B) metatarsal fusion, mapped on a molecular phylogeny of Dipodoidea. The ancestral state is blue, the intermediate derived state is yellow (four toes or partially fused), and the ultimate derived state is red. The probability of the ancestor at each node taking a specific state is denoted by a pie graph at that node.

Figure 4. Phylogenetically corrected principal components analysis illustrates major proportional differences across rodent limbs. (A) pPC2 is mapped as a

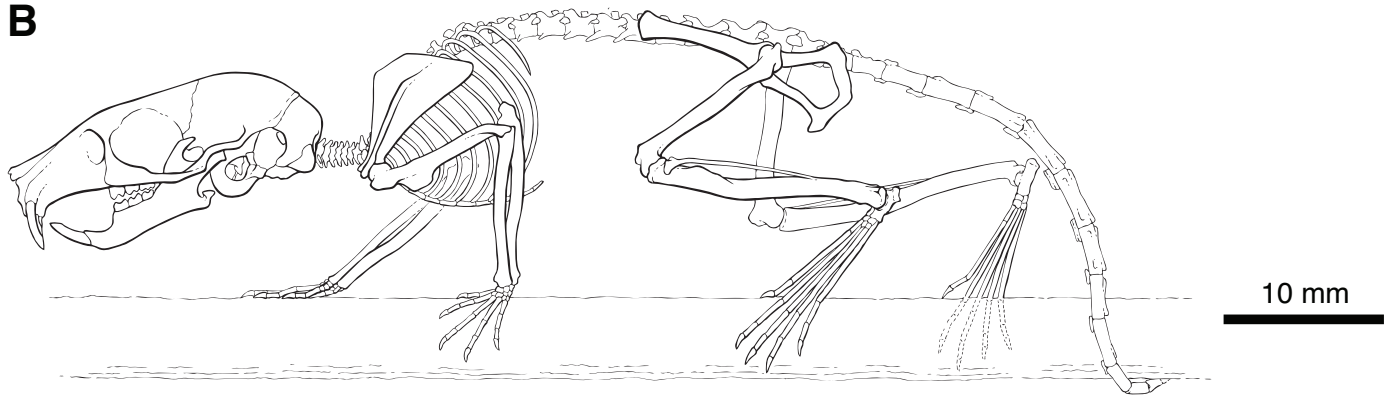
continuous trait on the phylogeny of rodents with ancestral states reconstructed (graded color). (B) Clusters of similar ecomorphs plotted with respect to pPC1 (representing variation due to body size; 90.9% of the total variance) and pPC2 (representing degree and direction of limb specialization; 86.1% of remaining variance with pPC1 removed). Shaded ellipses demark the 95% confidence interval of each cluster.

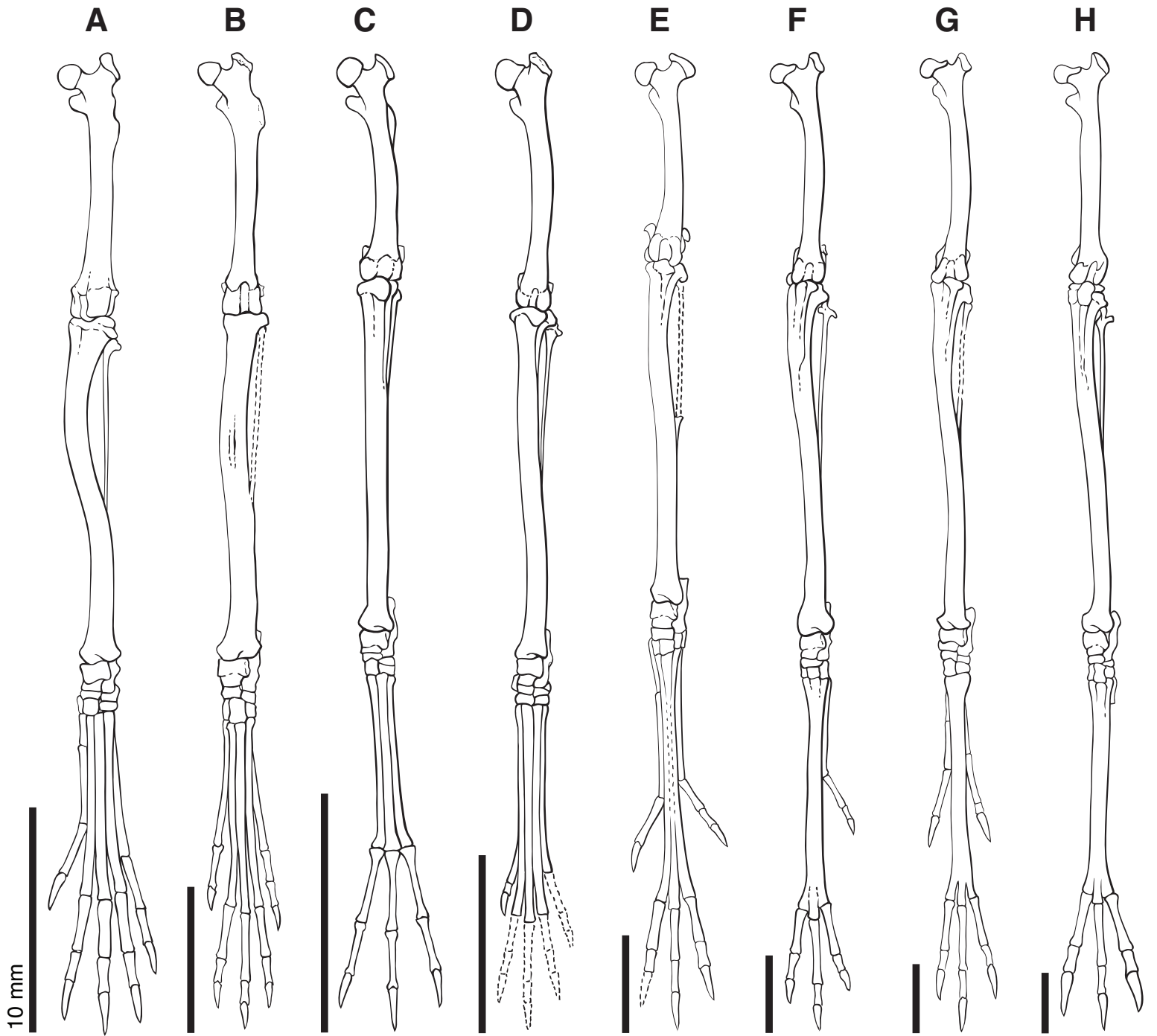
Figure 5. Allometric scaling between limbs and within the hindlimb illustrates the complex evolution of proportion. Log-log plots illustrating scaling of (A) hindlimb versus forelimb and (B) metatarsus versus femur. Derived bipeds, Allagtaginae and Dipodinae, are designated red. Basal and intermediate bipeds, Zapodinae, Cardiocraniinae, and Euchoreutinae, are designated orange. Quadrupeds that cluster together in the second and third ecomorph groups are designated blue. Grey shading indicates 95% confidence intervals, and vertical and horizontal lines represent variation one standard deviation away from the mean. Phylogenies of Dipodidae, with (C) $\log_{10}(\text{hindlimb}):\log_{10}(\text{forelimb})$ or (D) $\log_{10}(\text{metatarsal}):\log_{10}(\text{femur})$ mapped as continuous traits with ancestral states reconstructed by maximum likelihood (graded color).

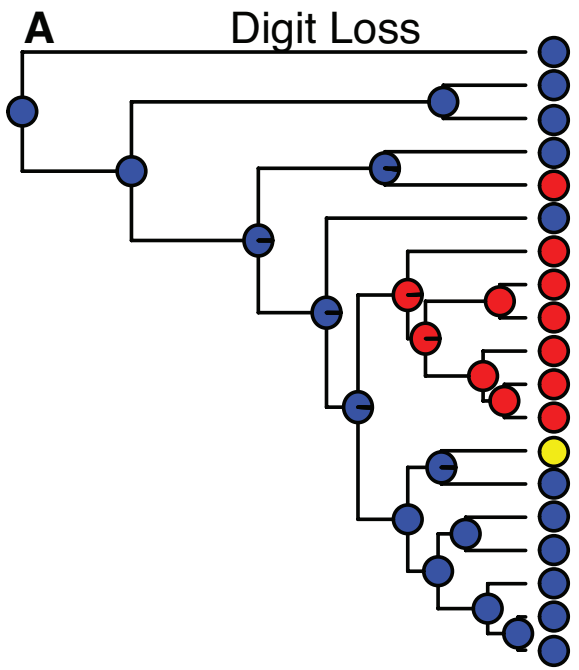
A



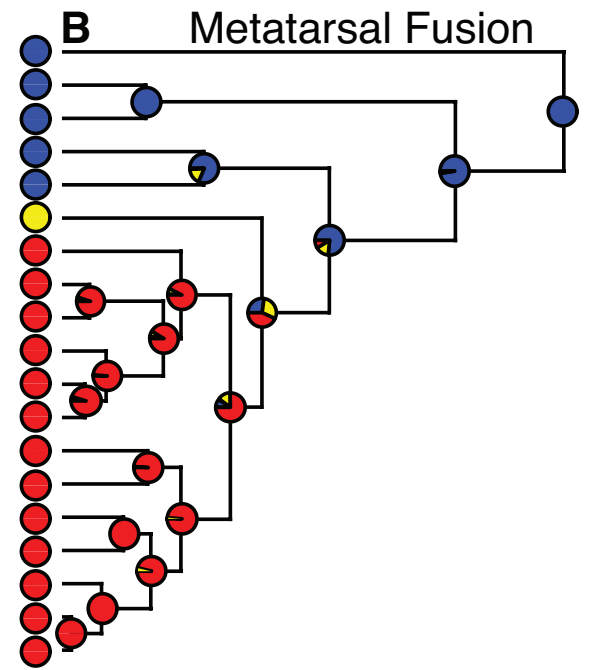
B

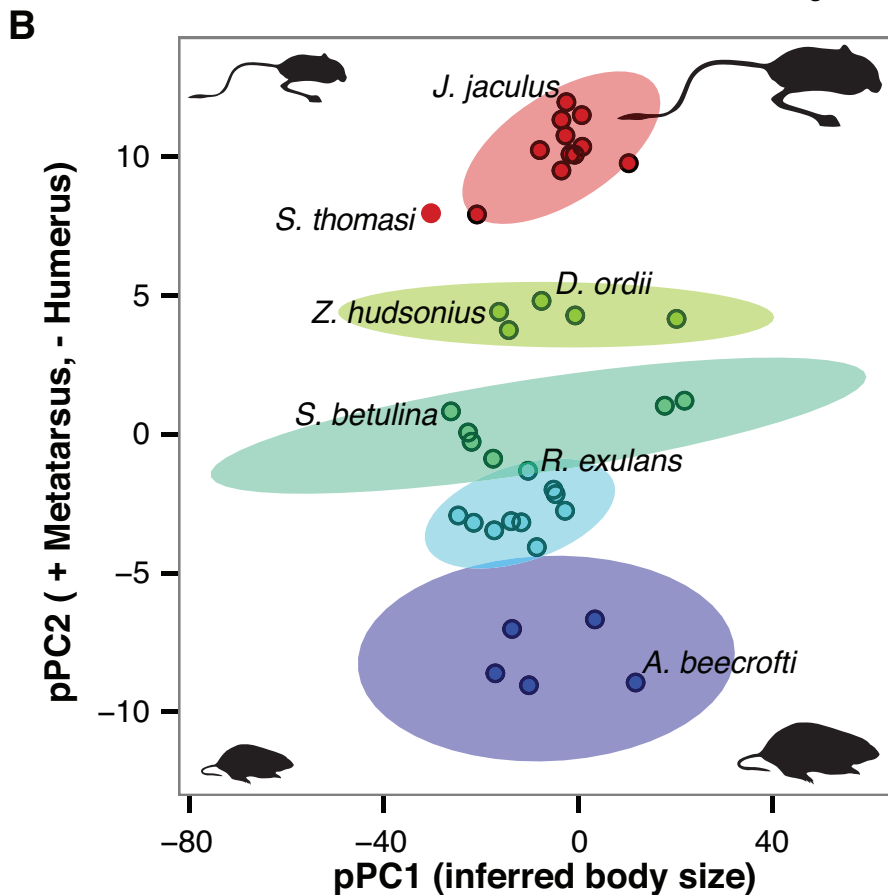
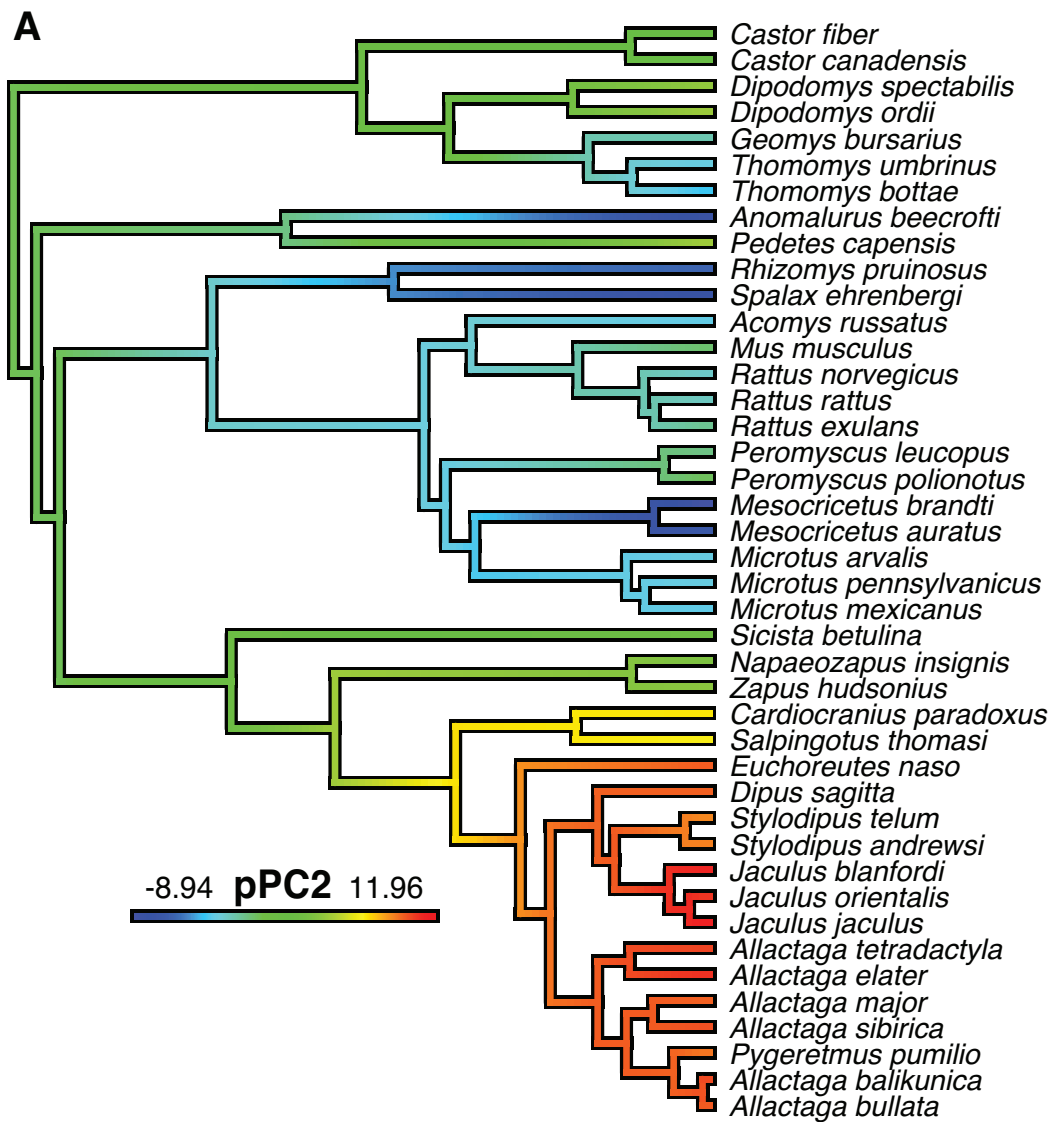


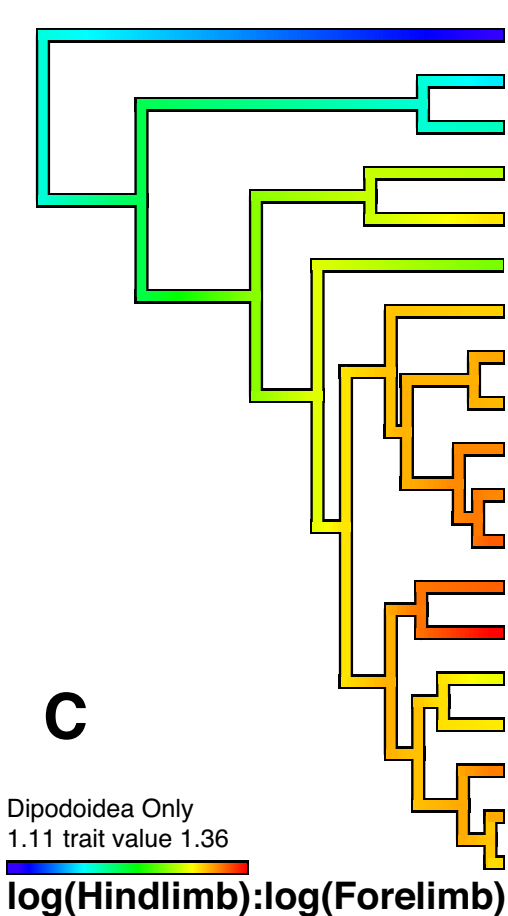
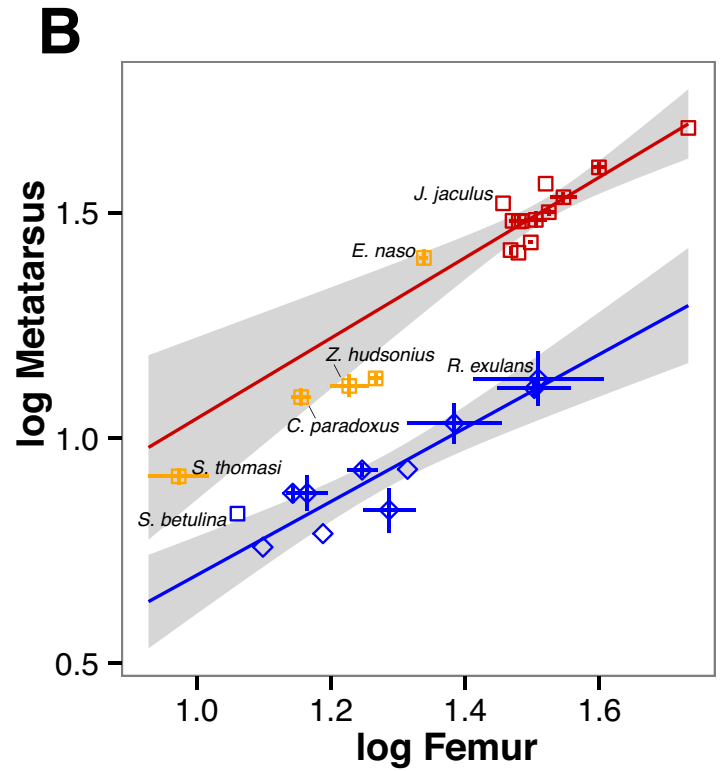
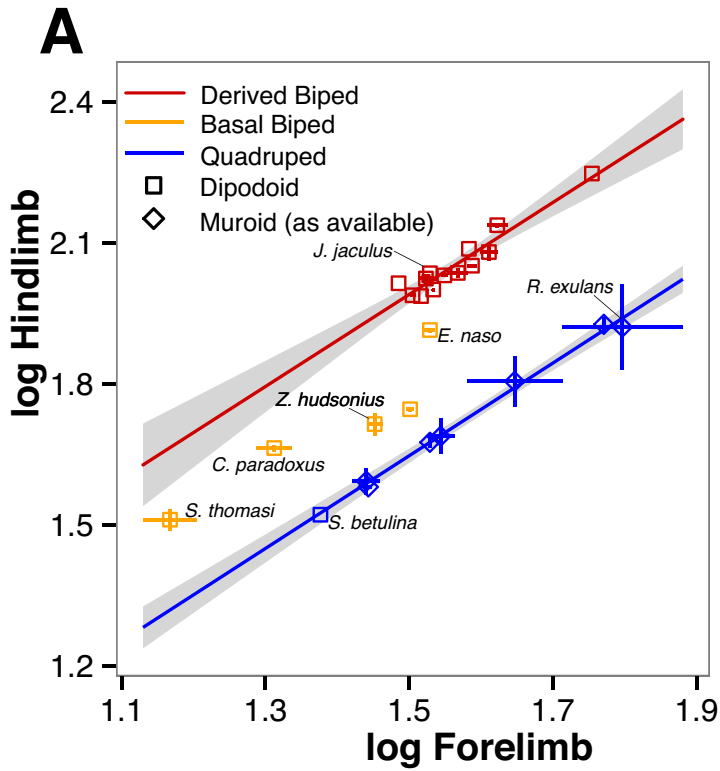




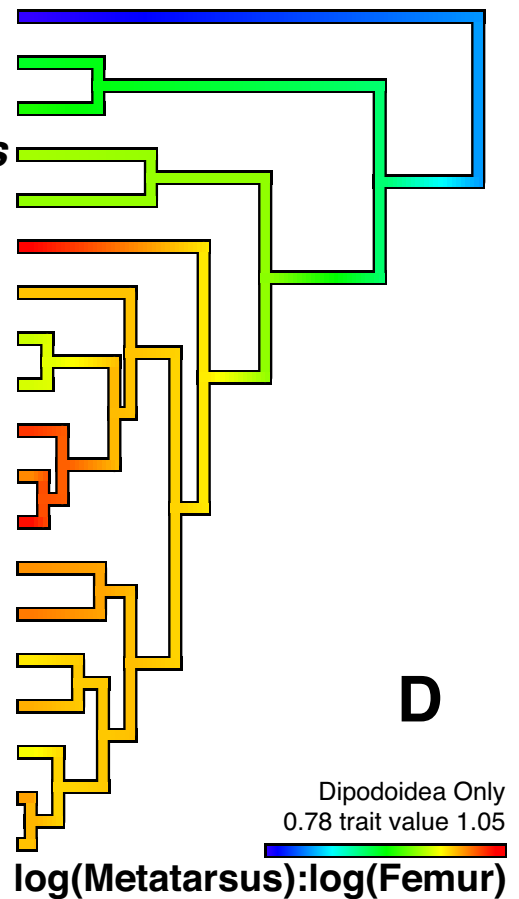
- Sicista betulina*
- Napaeozapus insignis*
- Zapus hudsonius*
- Cardiocranius paradoxus*
- Salpingotus thomasi*
- Euchoreutes naso*
- Dipus sagitta*
- Stylodipus telum*
- Stylodipus andrewsi*
- Jaculus blanfordi*
- Jaculus orientalis*
- Jaculus jaculus*
- Allactaga tetradactyla*
- Allactaga elater*
- Allactaga major*
- Allactaga sibirica*
- Pygeretmus pumilio*
- Allactaga balikunica*
- Allactaga bullata*







Sicista betulina
Napaeozapus insignis
Zapus hudsonius
Cardiocranius paradoxus
Salpingotus thomasi
Euchoreutes naso
Dipus sagitta
Stylodipus telum
Stylodipus andrewsi
Jaculus blanfordi
Jaculus orientalis
Jaculus jaculus
Allactaga tetradactyla
Allactaga elater
Allactaga major
Allactaga sibirica
Pygeretmus pumilio
Allactaga balikunica
Allactaga bullata



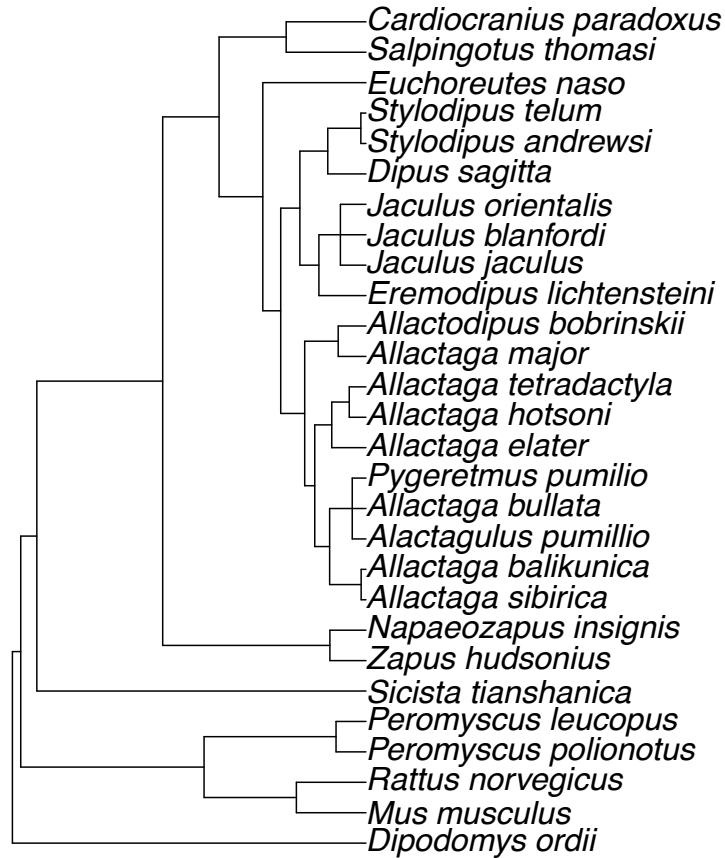


Figure S1: Time-calibrated phylogeny of Dipodoidea generated by processing the Nexus file below using Mr. Bayes. 23 Dipodoid and 5 outgroup taxa were included in this phylogeny. Supports Figure 3B.

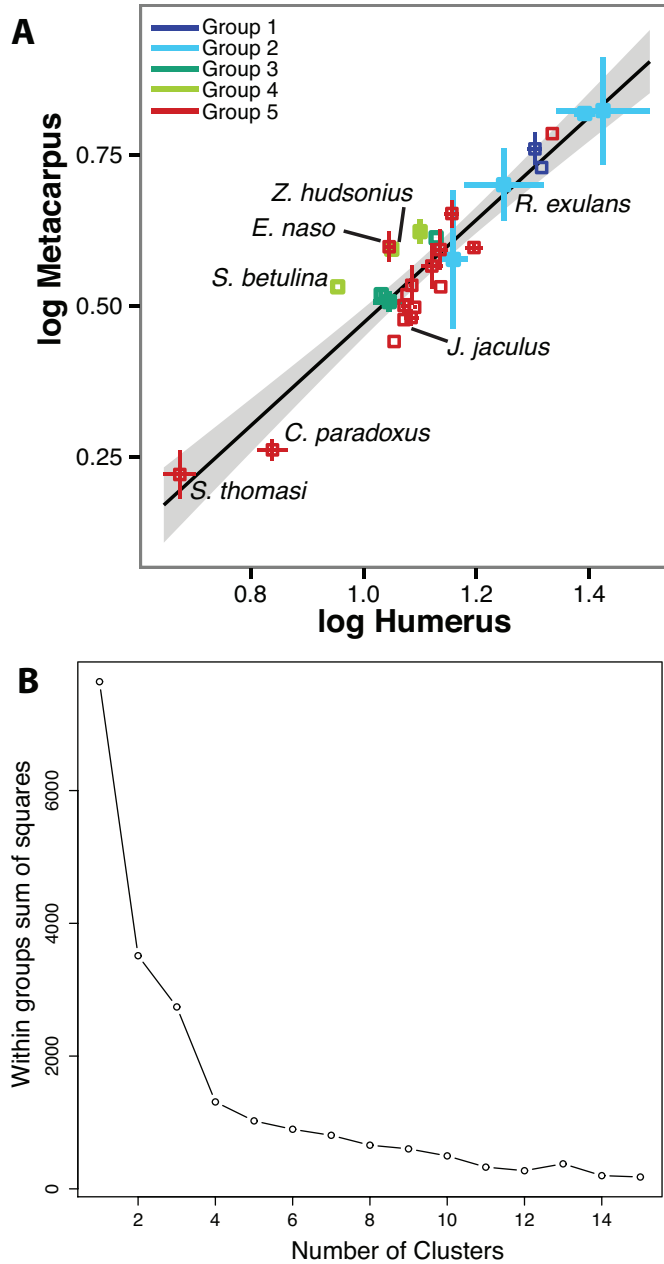


Figure S2. A) The humerus and third metacarpal scale near-isometrically for the ecomorphs identified by our clustering analysis. Log-log plot of the allometric scaling of humerus versus metacarpus. Linear regression: slope=0.853, $p=1.322e-13$, adjusted $R^2=0.878$. Colors correspond to ecomorph groups identified in Figure 4B. Grey shading indicates 95% confidence interval, and vertical and horizontal lines represent variation one standard deviation away from the mean. B) Kmeans cluster analysis illustrates the variation in limb proportions by pPC 2, 3, and 4 is best described using five clusters (least change in slope of the line after five clusters). Supports Figure 4.

Table S1: All taxa, measurements, and inclusion information per analysis for all specimens used in this study.

| Species | Humerus (in mm) | Ulna (in mm) | MC (in mm) | Femur (in mm) | Tibia (in mm) | MT (in mm) | Fabre Supertree | Wu et al Gene Tree | Included in Drawing | In FLH Fig 5 | In HL Fig5 | In PC Analysis | Measured by | Locomotion Type | Museum | Collection # | |
|-------------------------------|-----------------|--------------|------------|---------------|---------------|------------|-----------------|--------------------|---------------------|--------------|------------|----------------|-------------|-----------------|--------------|--------------|----------|
| <i>Acomys_russatus</i> | 15.95 | | | 21.71 | 23.31 | 7.9 | 1 | 0 | 0 | 0 | 1 | 1 | TYM | Generalist | MCZ | 61401 | |
| <i>Acomys_russatus</i> | 15.05 | | | 20.18 | 22.51 | 6.03 | 1 | 0 | 0 | 0 | 1 | 1 | TYM | Generalist | MCZ | 61721 | |
| <i>Acomys_russatus</i> | 14.18 | 15.62 | 3.46 | 17.17 | 20.23 | 6.76 | 1 | 0 | 0 | 1 | 1 | 1 | TYM | Generalist | MCZ | 60929 | |
| <i>Acomys_russatus</i> | 13.74 | 17.34 | 5.08 | 19.62 | 23.35 | 7.67 | 1 | 0 | 0 | 1 | 1 | 1 | TYM | Generalist | MCZ | 61039 | |
| <i>Acomys_russatus</i> | 15.41 | 17.11 | 3.06 | 20.08 | 23.9 | 7.86 | 1 | 0 | 0 | 1 | 1 | 1 | TYM | Generalist | MCZ | 61721 | |
| <i>Allactaga_balkunica</i> | 12.27 | 19.83 | 3.4 | 29.97 | 46.19 | 30.72 | polytomy | | 0 | 0 | 1 | 1 | 0 | KLC | Bipedal | MSB | 227346 |
| <i>Allactaga_balkunica</i> | 12.05 | 19.78 | 3.18 | 30.23 | 46.27 | 30.31 | polytomy | | 0 | 0 | 1 | 1 | 0 | KLC | Bipedal | MSB | 227352 |
| <i>Allactaga_balkunica</i> | 12.21 | 19.78 | 3.7 | 31.28 | 46.94 | 29.97 | polytomy | | 0 | 0 | 1 | 1 | 0 | KLC | Bipedal | MSB | 227444 |
| <i>Allactaga_bullata</i> | 13.34 | 20.64 | 4.06 | 32.64 | 47.65 | 32.32 | polytomy | | 1 | 0 | 1 | 1 | 1 | KLC | Bipedal | MSB | 225083 |
| <i>Allactaga_bullata</i> | 14.14 | 21.5 | 3.59 | 33.94 | 47.13 | 31.61 | polytomy | | 1 | 0 | 1 | 1 | 1 | KLC | Bipedal | MSB | 225920 |
| <i>Allactaga_bullata</i> | 13.53 | 21.1 | 4.13 | 33.81 | 47.13 | 31.25 | polytomy | | 1 | 0 | 1 | 1 | 1 | KLC | Bipedal | MSB | 225875 |
| <i>Allactaga_elater</i> | 11.33 | 16.48 | 2.76 | 29.55 | 43.32 | 30.36 | polytomy | | 1 | 0 | 1 | 1 | 1 | KLC | Bipedal | MSB | 67489 |
| <i>Allactaga_hotsoni</i> | | | | | | | polytomy | | 1 | 0 | 0 | 0 | n/a | Bipedal | | | |
| <i>Allactaga_major</i> | 21.6 | 29.1 | 6.1 | 54 | 73.9 | 48.8 | polytomy | | 1 | 0 | 1 | 1 | 1 | KLC | Bipedal | AMNH | MO-227 |
| <i>Allactaga_sibirica</i> | 14.2 | 21.4 | 4.4 | 34.2 | 50.2 | 33.7 | polytomy | | 1 | 0 | 1 | 1 | 1 | KLC | Bipedal | AMNH | M-55978 |
| <i>Allactaga_sibirica</i> | 14.8 | 23.5 | 4.4 | 37.5 | 55.7 | 35.4 | polytomy | | 1 | 1 | 1 | 1 | 1 | KLC | Bipedal | AMNH | M-55980 |
| <i>Allactaga_sibirica</i> | 13.76 | 21.56 | 4.82 | 33.52 | 48.94 | 34.44 | polytomy | | 1 | 0 | 1 | 1 | 1 | KLC | Bipedal | MSB | 215129 |
| <i>Allactaga_sibirica</i> | 14.28 | 21.53 | 4.23 | 34.64 | 48.79 | 33.05 | polytomy | | 1 | 0 | 1 | 1 | 1 | KLC | Bipedal | MSB | 215135 |
| <i>Allactaga_sibirica</i> | 14.68 | 22.01 | 4.66 | 36.21 | 50.8 | 34.7 | polytomy | | 1 | 0 | 1 | 1 | 1 | KLC | Bipedal | MSB | 216247 |
| <i>Allactaga_tetradactyla</i> | 12.3 | 18.3 | 3.1 | 30.2 | 45.4 | 30.4 | | 0 | 1 | 0 | 1 | 1 | 1 | KLC | Bipedal | KLC | Alct-1 |
| <i>Allactaga_tetradactyla</i> | 11.8 | 17.7 | 3 | 29.2 | 43.8 | 29.2 | | 0 | 1 | 0 | 1 | 1 | 1 | KLC | Bipedal | KLC | Alct-2 |
| <i>Allactaga_tetradactyla</i> | 11.9 | 17.9 | 3.1 | 29.8 | 44.7 | 29.9 | | 0 | 1 | 0 | 1 | 1 | 1 | KLC | Bipedal | KLC | Alct-3 |
| <i>Allactaga_tetradactyla</i> | 12.6 | 18.9 | 2.9 | 31.6 | 47 | 31.6 | | 0 | 1 | 0 | 1 | 1 | 1 | KLC | Bipedal | KLC | Alct-4 |
| <i>Allactaga_tetradactyla</i> | | | | | | | | 0 | 0 | 1 | 0 | 0 | 0 | FAJ | Bipedal | KLC | Alct-6 |
| <i>Anomalurus_beecrofti</i> | 62.17 | | | 70.94 | 70.62 | 15.65 | | 1 | 0 | 0 | 0 | 0 | 1 | TYM | Glider | MCZ | 43043 |
| <i>Anomalurus_beecrofti</i> | 60.96 | | | 70.16 | 72.25 | 15.68 | | 1 | 0 | 0 | 0 | 0 | 1 | TYM | Glider | MCZ | 43042 |
| <i>Cardiacranium_pardoxus</i> | 7.05 | 12.45 | 1.87 | 13.89 | 19.71 | 11.9 | polytomy | | 1 | 0 | 1 | 1 | 1 | KLC | Bipedal | MSB | 2250151 |
| <i>Cardiacranium_pardoxus</i> | 6.43 | 11.54 | 1.74 | 14.21 | 20.18 | 12.18 | polytomy | | 1 | 1 | 1 | 1 | 1 | KLC | Bipedal | MSB | 199763 |
| <i>Cardiacranium_pardoxus</i> | 7.55 | | | 14.84 | 21.98 | 12.96 | polytomy | | 1 | 0 | 0 | 1 | 1 | KLC | Bipedal | MSB | 215992 |
| <i>Cardiacranium_pardoxus</i> | 7.24 | 12.68 | 1.87 | 14.53 | | 13.5 | polytomy | | 1 | 0 | 0 | 0 | 1 | KLC | Bipedal | MSB | NK192352 |
| <i>Castor_canadensis</i> | 54.12 | | | 69.18 | 87.3 | 42.48 | | 1 | 0 | 0 | 0 | 0 | 1 | TYM | Semi-aquatic | MCZ | 60986 |
| <i>Castor_fiber</i> | 63.63 | | | 79.78 | 104.49 | 50.71 | | 1 | 0 | 0 | 0 | 0 | 1 | TYM | Semi-aquatic | MCZ | 19559 |
| <i>Dipodomys_ordii</i> | 13.97 | | | 25.83 | 35.38 | 17.21 | | 1 | 1 | 0 | 0 | 0 | 1 | TYM | Fac Biped | MCZ | 51502 |
| <i>Dipodomys_peninsularis</i> | 13.43 | | | 27.79 | 38.99 | 17.88 | | 0 | 0 | 0 | 0 | 0 | 0 | TYM | Fac Biped | MCZ | 52961 |
| <i>Dipodomys_spectabilis</i> | 19.34 | | | 35.97 | 49.89 | 22.02 | | 1 | 0 | 0 | 0 | 0 | 1 | TYM | Fac Biped | MCZ | 61209 |
| <i>Dipodomys_spectabilis</i> | 17.94 | | | 32.84 | 47.74 | 21.07 | | 1 | 0 | 0 | 0 | 0 | 1 | TYM | Fac Biped | MCZ | 59480 |
| <i>Dipus_sagitta</i> | 12.57 | 19.67 | 3.33 | 31.26 | 45.31 | 29.31 | polytomy | | 1 | 0 | 1 | 1 | 1 | KLC | Bipedal | MSB | 199720 |
| <i>Dipus_sagitta</i> | 13.7 | 20.32 | 3.86 | 33.45 | 46.88 | 30.43 | polytomy | | 1 | 0 | 1 | 1 | 1 | KLC | Bipedal | MSB | 224212 |
| <i>Dipus_sagitta</i> | 13.4 | 20.19 | 3.88 | 31.34 | 46.03 | 31.82 | polytomy | | 1 | 0 | 1 | 1 | 1 | KLC | Bipedal | MSB | 214383 |

| | | | | | | | | | | | | | | | | |
|--|-------|-------|------|-------|--------|-------|----------|---|---|---|---|---|-----|----------------|------|----------|
| <i>Eremodipus_lichte</i> <i>nsteini</i> | | | | | | | polytomy | 1 | 0 | 0 | 0 | 0 | n/a | Bipedal | | |
| <i>Euchoreutes_naso</i> | 11.24 | 18.83 | 4.13 | 21.58 | 35.28 | 25.86 | polytomy | 1 | 1 | 1 | 1 | 1 | KLC | Bipedal | MSB | 227347 |
| <i>Euchoreutes_naso</i> | 10.97 | 18.63 | 3.8 | 22.03 | 35.01 | 24.39 | polytomy | 1 | 0 | 1 | 1 | 1 | KLC | Bipedal | MSB | 227319 |
| <i>Geomys_bursarius</i> | 20.99 | | | 35.68 | 34.51 | 12.43 | | 1 | 0 | 0 | 0 | 0 | TYM | Fossorial | MCZ | BOM-7092 |
| <i>Jaculus_blanfordi</i> | 13.7 | 21.2 | 3.4 | 33.1 | 52.4 | 36.7 | polytomy | 1 | 0 | 1 | 1 | 1 | KLC | Bipedal | AMNH | M-212113 |
| <i>Jaculus_jaculus</i> | 11.8 | 19 | 3 | 28.6 | 46.6 | 33.2 | polytomy | 1 | 0 | 1 | 1 | 1 | KLC | Bipedal | KLC | |
| <i>Jaculus_orientalis</i> | 15.3 | 21.8 | 3.9 | 39.1 | 56.2 | 40.8 | polytomy | 0 | 0 | 1 | 1 | 1 | KLC | Bipedal | AMNH | M-70004 |
| <i>Jaculus_orientalis</i> | 16.1 | 22.8 | 4 | 40.4 | 58.9 | 39 | polytomy | 0 | 0 | 1 | 1 | 1 | KLC | Bipedal | AMNH | M-70096 |
| <i>Jaculus_orientalis</i> | | | | | | | polytomy | 0 | 1 | 0 | 0 | 0 | FAJ | Bipedal | USNH | 308384 |
| <i>Mesocricetus_auratus</i> | 23.46 | | | 29.17 | 26.89 | 6.77 | | 1 | 0 | 0 | 0 | 0 | TYM | Semi-fossorial | MCZ | 61023 |
| <i>Mesocricetus_auratus</i> | 21.13 | 22.47 | 6.31 | 24.99 | 23.39 | 6.4 | | 1 | 0 | 0 | 0 | 0 | TYM | Semi-fossorial | MCZ | 61029 |
| <i>Mesocricetus_auratus</i> | 20.06 | 21.47 | 5.8 | 24.65 | 22.48 | 7.01 | | 1 | 0 | 0 | 0 | 0 | TYM | Semi-fossorial | MCZ | 61030 |
| <i>Mesocricetus_auratus</i> | 19.47 | 20.4 | 5.78 | 22.38 | 21.33 | 6.38 | | 1 | 0 | 0 | 0 | 0 | TYM | Semi-fossorial | MCZ | 61031 |
| <i>Mesocricetus_auratus</i> | 19.85 | 21.86 | 5.63 | 23.22 | 22.4 | 6.93 | | 1 | 0 | 0 | 0 | 0 | TYM | Semi-fossorial | MCZ | 61032 |
| <i>Mesocricetus_auratus</i> | 20.14 | 21.3 | 5.3 | 23.31 | 22.5 | 6.41 | | 1 | 0 | 0 | 0 | 0 | TYM | Semi-fossorial | MCZ | 61033 |
| <i>Mesocricetus_brandti</i> | 25.13 | | | 28.54 | 27.17 | 6.18 | | 1 | 0 | 0 | 0 | 0 | TYM | Semi-fossorial | MCZ | 57584 |
| <i>Mesocricetus_brandti</i> | 24.36 | | | 31.08 | 31.28 | 6.33 | | 1 | 0 | 0 | 0 | 0 | TYM | Semi-fossorial | MCZ | 58130 |
| <i>Microtus_arvalis</i> | 11.81 | | | 12.55 | 15.52 | 5.73 | | 1 | 0 | 0 | 0 | 1 | TYM | Generalist | MCZ | BOM-7168 |
| <i>Microtus_mexicanus</i> | 12.76 | | | 15.42 | 18.16 | 6.14 | | 1 | 0 | 0 | 0 | 1 | TYM | Generalist | MCZ | 46523 |
| <i>Microtus_pennsylvanicus</i> | 17.72 | | | 20.61 | 24.78 | 8.52 | | 1 | 0 | 0 | 0 | 1 | TYM | Generalist | MCZ | 59227 |
| <i>Mus_musculus</i> | 11.5 | 13.3 | 3.4 | 15.2 | 17.3 | 7.5 | | 1 | 1 | 0 | 1 | 1 | KLC | Generalist | MCZ | 62121 |
| <i>Mus_musculus</i> | 11.62 | 13.74 | 3.15 | 15.52 | 17.82 | 8.6 | | 1 | 1 | 0 | 1 | 1 | KLC | Generalist | MSB | 6668 |
| <i>Mus_musculus</i> | 10.11 | 12.56 | 3.18 | 13.2 | 15.81 | 7 | | 1 | 1 | 0 | 1 | 1 | KLC | Generalist | MSB | 6667 |
| <i>Mus_musculus</i> | 11.28 | 13.39 | 3.13 | 14.64 | 16.98 | 7.18 | | 1 | 1 | 0 | 1 | 1 | KLC | Generalist | MSB | 4584 |
| <i>Napaeozapus_insignis</i> | | | | | | | polytomy | 0 | 1 | 0 | 0 | 0 | FAJ | Fac Biped | MCZ | 64235 |
| <i>Napaeozapus_insignis</i> | 12.6 | 15 | 4.5 | 18 | 23.5 | 14 | polytomy | 1 | 0 | 1 | 1 | 1 | KLC | Fac Biped | AMNH | 74849 |
| <i>Napaeozapus_insignis</i> | 12.7 | 14.9 | 4.1 | 18.8 | 23.8 | 13.7 | polytomy | 1 | 0 | 1 | 1 | 1 | KLC | Fac Biped | MCZ | 64327 |
| <i>Napaeozapus_insignis</i> | 12.8 | 15 | 4.1 | 18.7 | 23.7 | 13.5 | polytomy | 1 | 0 | 1 | 1 | 1 | KLC | Fac Biped | MCZ | 64328 |
| <i>Napaeozapus_insignis</i> | 12.3 | 14.8 | 4.1 | 18.4 | 23.5 | 13.1 | polytomy | 1 | 0 | 1 | 1 | 1 | KLC | Fac Biped | MCZ | 64329 |
| <i>Pedetes_capensis</i> | 43.09 | | | 80.55 | 118.42 | 49.07 | | 1 | 0 | 0 | 0 | 0 | TYM | Large_Biped | MCZ | 62930 |
| <i>Peromyscus_leucopus</i> | 13.6 | 16.1 | 4.1 | 18.3 | 21.6 | 8.3 | | 1 | 1 | 0 | 1 | 1 | KLC | Semi-arboreal | MCZ | 62065 |
| <i>Peromyscus_leucopus</i> | 13.3 | 16.4 | 4.1 | 17 | 20.8 | 8.7 | | 1 | 1 | 0 | 1 | 1 | KLC | Semi-arboreal | MCZ | 62088 |
| <i>Peromyscus_pollanatus</i> | 10.8 | 13.9 | 3.3 | 14 | 16.6 | 7.3 | | 1 | 1 | 0 | 1 | 1 | KLC | Generalist | MCZ | 66103 |
| <i>Peromyscus_pollanatus</i> | 10.7 | 13.5 | 3.3 | 13.8 | 16.6 | 7.8 | | 1 | 1 | 0 | 1 | 1 | KLC | Generalist | MCZ | 66104 |
| <i>Pygeretmus_pumilio</i> | 11.9 | 16.86 | 3.22 | 29.46 | 42.04 | 26.75 | polytomy | 0 | 0 | 1 | 1 | 0 | KLC | Bipedal | MSB | 67482 |
| <i>Pygeretmus_pumilio</i> | 11.87 | 17.16 | 3.21 | 29.37 | 42.27 | 25.57 | polytomy | 0 | 0 | 1 | 1 | 0 | KLC | Bipedal | MSB | 67483 |
| <i>Pygeretmus_pumilio</i> | 11.63 | 16.99 | 3.07 | 29.22 | 41.13 | 26.12 | polytomy | 0 | 0 | 1 | 1 | 0 | KLC | Bipedal | MSB | 67484 |
| <i>Rattus_exulans</i> | 15.58 | 19.57 | 4.62 | 22.17 | 26.33 | 10.25 | | 1 | 0 | 0 | 1 | 1 | TYM | Generalist | CFS | 3744 |
| <i>Rattus_exulans</i> | 16.92 | 20.76 | 4.56 | 22.04 | 28.34 | 11.68 | | 1 | 0 | 0 | 1 | 1 | TYM | Generalist | CFS | 3746 |

| | | | | | | | | | | | | | | | | | |
|----------------------------|-------|-------|------|-------|-------|----------|----------|---|---|---|---|---|------------|---------------|-----------|----------|----------|
| <i>Rattus exulans</i> | 22.48 | 26.99 | 6.14 | 30.79 | 33.8 | 11.81 | 1 | 0 | 0 | 1 | 1 | 1 | TYM | Generalist | CFS | 3740 | |
| <i>Rattus exulans</i> | 16.59 | 19.86 | 4.91 | 22.74 | 27.14 | 9.57 | 1 | 0 | 0 | 1 | 1 | 1 | TYM | Generalist | CFS | 3742 | |
| <i>Rattus norvegicus</i> | 32.2 | 35.6 | 8.4 | 42.7 | 45.7 | 16.3 | 1 | 1 | 0 | 1 | 1 | 1 | KLC | Generalist | MCZ | 61403 | |
| <i>Rattus norvegicus</i> | 33.75 | 36.96 | 8.07 | 44.04 | 48.05 | 15.65 | 1 | 1 | 0 | 1 | 1 | 1 | KLC | Generalist | MSB | 89172 | |
| <i>Rattus norvegicus</i> | 30.23 | 33.39 | 7.14 | 39.29 | 40.94 | 14.99 | 1 | 1 | 0 | 1 | 1 | 1 | KLC | Generalist | MSB | 92698 | |
| <i>Rattus norvegicus</i> | 27.72 | | | 33.88 | 39.69 | 15.59 | 1 | 1 | 0 | 1 | 1 | 1 | TYM | Generalist | MCZ | 6019 FS | |
| <i>Rattus norvegicus</i> | 23.36 | 26.59 | 6.52 | 28.15 | 32.36 | 12.33 | 1 | 1 | 0 | 1 | 1 | 1 | TYM | Generalist | MCZ | 62277 | |
| <i>Rattus norvegicus</i> | 24.55 | 26.41 | 6.44 | 29.93 | 35.52 | 11.37 | 1 | 1 | 0 | 1 | 1 | 1 | TYM | Generalist | MCZ | 62278 | |
| <i>Rattus norvegicus</i> | 20.01 | 21.21 | 4.49 | 22.65 | 26.78 | 12.11 | 1 | 1 | 0 | 1 | 1 | 1 | TYM | Generalist | MCZ | 62279 | |
| <i>Rattus norvegicus</i> | 24.77 | 28.84 | 6.37 | 28.68 | 34.11 | 12.23 | 1 | 1 | 0 | 1 | 1 | 1 | TYM | Generalist | MCZ | 62285 | |
| <i>Rattus rattus</i> | 25.2 | 27 | 6.7 | 33.1 | 36.9 | 12.8 | 1 | 0 | 0 | 1 | 1 | 1 | KLC | Generalist | MCZ | 62631 | |
| <i>Rattus rattus</i> | 23.51 | 29.16 | 6.62 | 35.86 | 38.29 | 13.75 | 1 | 0 | 0 | 1 | 1 | 1 | KLC | Generalist | MSB | 57181 | |
| <i>Rattus rattus</i> | 25.3 | 27.09 | 6.44 | 33.15 | 36.48 | 12.98 | 1 | 0 | 0 | 1 | 1 | 1 | KLC | Generalist | MSB | 56007 | |
| <i>Rhizomys pruinosus</i> | 41.87 | | | 48.14 | 45.05 | 14.04 | 1 | 0 | 0 | 0 | 0 | 0 | TYM | Fossorial | MCZ | 35935 | |
| <i>Salpingotus koslovi</i> | | | | | | polytomy | | 1 | 0 | 0 | 0 | 0 | n/a | Bipedal | | | |
| <i>Salpingotus thomasi</i> | 5 | 9.1 | 1.8 | 10.3 | 15.1 | 8.2 | polytomy | | 0 | 1 | 1 | 1 | as_koslovi | KLC | Bipedal | AMNH | 244431 |
| <i>Salpingotus thomasi</i> | 4.8 | 8.4 | 1.7 | 9.6 | 15 | 8.6 | polytomy | | 0 | 0 | 1 | 1 | as_koslovi | KLC | Bipedal | AMNH | 244432 |
| <i>Salpingotus thomasi</i> | 4.4 | 7.5 | 1.5 | 8.4 | 14.2 | 7.5 | polytomy | | 0 | 0 | 1 | 1 | as_koslovi | KLC | Bipedal | AMNH | M-244429 |
| <i>Sicista betulina</i> | | | | | | | 1 | 0 | 1 | 0 | 0 | 0 | FAJ | Semi-arboreal | MVZ | 176617 | |
| <i>Sicista betulina</i> | 9 | 11.4 | 3.4 | 11.5 | 14.9 | 6.8 | 1 | 0 | 1 | 1 | 1 | 1 | KLC | Semi-arboreal | AMNH | M-206585 | |
| <i>Sicista tianshanica</i> | | | | | | | 1 | 1 | 0 | 0 | 0 | 0 | n/a | Semi-arboreal | | | |
| <i>Spalax ehrenbergi</i> | 20.68 | 27.95 | 5.36 | 22.03 | 22.56 | 6.75 | 1 | 0 | 0 | 0 | 0 | 0 | TYM | Fossorial | MCZ | 61642 | |
| <i>Spalax ehrenbergi</i> | 20.58 | | | 21.76 | 22.44 | 6.05 | 1 | 0 | 0 | 0 | 0 | 0 | TYM | Fossorial | MCZ | 61642 | |
| <i>Spalax ehrenbergi</i> | 19.18 | | | 19.7 | 20.08 | 4.2 | 1 | 0 | 0 | 0 | 0 | 0 | TYM | Fossorial | MCZ | 61381 | |
| <i>Spalax ehrenbergi</i> | 19.42 | | | 20.03 | 21.47 | 5.09 | 1 | 0 | 0 | 0 | 0 | 0 | TYM | Fossorial | MCZ | 61389 | |
| <i>Stylodipus andrewsi</i> | 12.26 | 18.65 | 3.15 | 31.63 | 41.63 | 27.17 | polytomy | | 1 | 0 | 1 | 1 | 1 | KLC | Bipedal | MSB | 216102 |
| <i>Stylodipus andrewsi</i> | 12.38 | 18.73 | 3.14 | 31.28 | 41.29 | 27.2 | polytomy | | 1 | 0 | 1 | 1 | 1 | KLC | Bipedal | MSB | 227215 |
| <i>Stylodipus telum</i> | 11.94 | 17.61 | 3.3 | 30.15 | 40.99 | 25.79 | polytomy | | 0 | 0 | 1 | 1 | 0 | KLC | Bipedal | MSB | 67492 |
| <i>Thomomys bottae</i> | 24.23 | | | 28.9 | 28.69 | 9.93 | 1 | 0 | 0 | 0 | 0 | 0 | TYM | Fossorial | MCZ | 21093 | |
| <i>Thomomys bottae</i> | 23.02 | | | 27.29 | 28 | 12.07 | 1 | 0 | 0 | 0 | 0 | 0 | TYM | Fossorial | MCZ | 21203 | |
| <i>Thomomys bottae</i> | 22.51 | | | 25.23 | 28.2 | 8.89 | 1 | 0 | 0 | 0 | 0 | 0 | TYM | Fossorial | MCZ | 52884 | |
| <i>Thomomys umbrinus</i> | 19.85 | | | 23.69 | 23.93 | 9.83 | 1 | 0 | 0 | 0 | 0 | 0 | TYM | Fossorial | MCZ | 6304 | |
| <i>Zapus hudsonius</i> | 10.8 | 12.5 | 4 | 15.3 | 20.4 | 12 | polytomy | | 1 | 0 | 1 | 1 | 1 | KLC | Fac Biped | AMNH | 5403 |
| <i>Zapus hudsonius</i> | 11.4 | 13.3 | 3.8 | 17.5 | 22.3 | 13.4 | polytomy | | 1 | 0 | 1 | 1 | 1 | KLC | Fac Biped | MCZ | 64342 |
| <i>Zapus hudsonius</i> | 11.3 | 13.4 | 3.9 | 17.6 | 22.6 | 13.5 | polytomy | | 1 | 0 | 1 | 1 | 1 | KLC | Fac Biped | MCZ | 66116 |
| <i>Zapus hudsonius</i> | 11.4 | 13.5 | 4 | 17.2 | 22.1 | 13.4 | polytomy | | 1 | 0 | 1 | 1 | 1 | KLC | Fac Biped | MCZ | 66114 |

Table S2. Vertebral lengths (in mm) and ratio of vertebra to previous vertebra

| Vertebra | <i>J jaculus</i> 1 (mm) | <i>J jaculus</i> 2 (mm) | Average (mm) | Ratio n/n-1 | <i>S betulina</i> (mm) | Ratio n/n-1 |
|------------------|----------------------------|----------------------------|-----------------|-------------|---------------------------|-------------|
| T1 | 1.42 | 1.57 | 1.5 | 1 | 0.57 | 1 |
| T2 | 1.46 | 1.57 | 1.52 | 1.01 | 0.99 | 1.74 |
| T3 | 1.72 | 1.77 | 1.75 | 1.15 | 1.11 | 1.11 |
| T4 | 1.91 | 1.75 | 1.83 | 1.05 | 1.19 | 1.08 |
| T5 | 2.02 | 1.91 | 1.97 | 1.07 | 1.17 | 0.98 |
| T6 | 2.03 | 2.21 | 2.12 | 1.08 | 1.28 | 1.09 |
| T7 | 2.03 | 2.05 | 2.04 | 0.96 | 1.28 | 1.01 |
| T8 | 2.18 | 2.24 | 2.21 | 1.08 | 1.33 | 1.03 |
| T9 | 2.59 | 2.2 | 2.4 | 1.08 | 1.43 | 1.08 |
| T10 | 2.97 | 2.42 | 2.7 | 1.13 | 1.42 | 0.99 |
| T11 | 2.96 | 2.8 | 2.88 | 1.07 | 1.41 | 1 |
| T12 | 2.7 | 2.32 | 2.51 | 0.87 | 1.5 | 1.06 |
| (T13) | | | | | 1.81 | 1.21 |
| L1 | 3.24 | 2.48 | 2.86 | 1.14 | 2.11 | 1.17 |
| L2 | 3.25 | 3.25 | 3.25 | 1.14 | 2.37 | 1.12 |
| L3 | 3.99 | 3.54 | 3.77 | 1.16 | 2.45 | 1.04 |
| L4 | 4.29 | 4.1 | 4.2 | 1.11 | 2.61 | 1.06 |
| L5 | 4.29 | 4.09 | 4.19 | 1 | 2.42 | 0.93 |
| L6 | 3.78 | 3.62 | 3.7 | 0.88 | 2.37 | 0.98 |
| | | | | | | |
| | <i>J jaculus</i> | <i>S betulina</i> | | | | |
| Average thoracic | 2.12 | 1.27 | | | | |
| Average lumbar | 3.59 | 2.39 | | | | |
| Thoracic /lumbar | 0.59 | 0.53 | | | | |

Table S3. Hindlimb morphotype classifications for all 51 species of Dipodoidea (summarized by genus) based on metatarsal fusion, number of digits, and limb allometry.

| Genus and number of species (sp) | Metatarsal fusion | Number of digits | Locomotion/ Limb Allometry Group (Fig 4B, 5) | Hindlimb morphotype (Fig 2) |
|----------------------------------|-------------------|------------------|---|--------------------------------|
| Sicistinae | | | | |
| <i>Sicista</i> (13 sp) | None | 5 | Quadruped | A |
| Zapodidae | | | | |
| <i>Eozapus</i> (1 sp) | None | 5 | Basal facultative biped | B |
| <i>Napaeozapus</i> (1 sp) | None | 5 | Basal facultative biped | B |
| <i>Zapus</i> (3 sp) | None | 5 | Basal facultative biped | B |
| Cardiocraniinae | | | | |
| <i>Salpingotus</i> (5 sp) | None | 3 | Basal pygmy biped | C |
| <i>Salpingotulus</i> (1 sp) | None | 3 | Basal pygmy biped | C |
| <i>Cardiocranius</i> (1 sp) | None | 5 | Basal pygmy biped | D |
| Euchoreutinae | | | | |
| <i>Euchoreutes</i> (1 sp) | Partial | 5 | Basal biped | E |
| Allactaginae | | | | |
| <i>Allactaga tetradactyla</i> | Full | 4 | Derived biped | F |
| <i>Allactaga</i> (11 sp) | Full | 5 | Derived biped | G |
| <i>Pygeretmus</i> (3 sp) | Full | 5 | Derived biped | G |
| Dipodinae | | | | |
| <i>Dipus</i> (1 sp) | Full | 3 | Derived biped | H |
| <i>Eremodipus</i> (1 sp) | Full | 3 | Derived biped | H |
| <i>Jaculus</i> (3 sp) | Full | 3 | Derived biped | H |
| <i>Stylodipus</i> (3 sp) | Full | 3 | Derived biped | H |
| <i>Paradipus</i> (3 sp) | Full | 3 | Derived biped | H |

Table S4. Loadings (top) and species scores (bottom) from the phylogenetically-corrected Principal Components Analysis.

| | PC1 | PC2 | PC3 | PC4 |
|--------------------------------|--------------|--------------|--------------|--------------|
| humerus | -0.927962659 | 0.356347462 | 0.105019557 | -0.02954119 |
| femur | -0.988392059 | 0.106862461 | -0.062804684 | 0.087847158 |
| tibia | -0.988676775 | -0.061289937 | -0.119702004 | -0.066582349 |
| metatarsal | -0.905125775 | -0.415083981 | 0.091664625 | 0.00708643 |
| | | | | |
| <i>Allactaga_sibirica</i> | -0.833498727 | -10.35657937 | -1.06648016 | 0.880361456 |
| <i>Allactaga_major</i> | -10.39899369 | -9.765816326 | -1.038119269 | 0.938893537 |
| <i>Allactaga_bullata</i> | 0.702943694 | -10.06921166 | -1.035308625 | 1.068422691 |
| <i>Allactaga_elater</i> | 3.442629678 | -11.33156407 | -1.354898378 | 1.155256564 |
| <i>Allactaga_tetradactyla</i> | 2.618551426 | -10.76311821 | -1.303189771 | 0.803366754 |
| <i>Jaculus_jaculus</i> | 2.428835486 | -11.96420373 | -1.019793281 | 0.230172191 |
| <i>Jaculus_blanfordi</i> | -0.740042387 | -11.4972549 | -0.972631483 | 0.295664309 |
| <i>Stylodipus_andrewsi</i> | 3.452682919 | -9.502045937 | -1.287213984 | 1.706944543 |
| <i>Dipus_sagitta</i> | 1.587425245 | -10.08717732 | -1.069563948 | 0.936617127 |
| <i>Euchoreutes_naso</i> | 7.902322257 | -10.23825472 | 0.33567902 | -0.138128795 |
| <i>Salpingotus_koslovi</i> | 30.28733374 | -7.963214022 | -1.32157391 | 0.614203907 |
| <i>Cardiocranius_paradoxus</i> | 20.82912937 | -7.920307289 | -0.749194601 | 0.977086321 |
| <i>Zapus_hudsonius</i> | 16.27731228 | -4.411206318 | 1.593165947 | 0.608551562 |
| <i>Napaeozapus_insignis</i> | 14.28267712 | -3.752875384 | 1.603025726 | 0.50488667 |
| <i>Sicista_betulina</i> | 26.19246792 | -0.825554552 | 1.066899444 | 0.187256716 |
| <i>Microtus_pennsylvanicus</i> | 13.82091084 | 3.128606717 | 0.50192181 | -0.288222943 |
| <i>Microtus_mexicanus</i> | 21.50728549 | 3.18689337 | 0.118065083 | 0.194682335 |
| <i>Microtus_arvalis</i> | 24.68966035 | 2.924844468 | 1.262136072 | -0.309368234 |
| <i>Mesocricetus_brandti</i> | 10.13057769 | 9.039933305 | -1.737488265 | 0.561997069 |
| <i>Mesocricetus_auratus</i> | 13.6100043 | 7.012090742 | 0.019907347 | 1.170157765 |
| <i>Peromyscus_leucopus</i> | 17.50003803 | 0.878632183 | 0.505103325 | 0.346229223 |
| <i>Peromyscus_polionotus</i> | 22.64682191 | -0.065587696 | 1.226285782 | 0.619878336 |
| <i>Rattus_exulans</i> | 10.32243591 | 1.31378492 | 0.006553186 | 0.251760162 |
| <i>Rattus_rattus</i> | 4.656035714 | 2.156644903 | -0.057864511 | 0.432177148 |
| <i>Rattus_norvegicus</i> | 2.710245132 | 2.754811174 | 0.63694964 | -0.017983533 |
| <i>Mus_musculus</i> | 21.93967027 | 0.269771598 | 1.082439015 | 0.825438403 |
| <i>Acomys_russatus</i> | 17.27645196 | 3.459604153 | -0.634706936 | 0.54861346 |
| <i>Spalax_ehrenbergi</i> | 17.04856928 | 8.609635305 | -0.384676429 | 0.085116147 |
| <i>Rhizomys_pruinosus</i> | -3.430436863 | 6.667702878 | 0.911769789 | 0.625133264 |
| <i>Anomalurus_beecrofti</i> | -11.81791689 | 8.941832207 | -1.070598583 | -0.50411194 |
| <i>Pedetes_capensis</i> | -20.24209142 | -4.157693636 | -1.701977913 | -1.121037362 |
| <i>Thomomys_bottae</i> | 8.521456161 | 4.065084169 | 1.219275488 | 0.517551453 |
| <i>Thomomys_umbrinus</i> | 11.69965665 | 3.171629521 | 1.786969911 | 1.002643689 |

| | | | | |
|------------------------------|--------------|--------------|--------------|--------------|
| <i>Geomys_bursarius</i> | 5.07194447 | 1.995062152 | -1.066298917 | 1.981288997 |
| <i>Dipodomys_ordii</i> | 7.538328416 | -4.805912605 | -0.934676363 | 0.357178695 |
| <i>Dipodomys_spectabilis</i> | 0.608328366 | -4.281753454 | -1.476500694 | -0.185439194 |
| <i>Castor_canadensis</i> | -17.81466575 | -1.029094077 | 2.041696055 | -1.054662598 |
| <i>Castor_fiber</i> | -21.87861557 | -1.210462642 | 2.120834544 | -1.490736905 |

Table S5. ANCOVA for allometric scaling regression lines of quadrupeds and most derived of the bipeds.

| ANCOVA Models | Lh | Alpha | Beta 2 | Beta 3 | Beta 4 | R ² | s.e. Alpha | s.e. Beta-2 | s.e. Beta-3 | s.e. Beta-4 | Lambda | Pval | Preference for two lines |
|----------------------------------|-----------|-------------|-------------|-------------|--------------|----------------|------------|-------------|-------------|-------------|-----------|----------|--------------------------|
| Leg vs arm: Single line | 19.197768 | 0.338402709 | 1.067845112 | - | - | 0.94509387 | 0.217688 | 0.056166 | - | - | 1 | 3.99E-14 | |
| Leg vs arm: Two lines | 36.166265 | 0.0699296 | 1.071690265 | 1.129301469 | -0.092365784 | 0.996520147 | 0.068786 | 0.019941 | 0.288094 | 0.080001 | 0.0000001 | 4.35E-21 | 4E-08 |
| Metatarsal vs femur: Single line | 32.667358 | 0.056812711 | 0.792952297 | - | - | 0.787746896 | 0.132546 | 0.08982 | - | - | 1 | 1.88E-08 | |
| Metatarsal vs femur: Two lines | 40.708114 | 0.117630554 | 0.651398062 | 0.033229927 | 0.241302717 | 0.984655062 | 0.097666 | 0.074957 | 0.227384 | 0.15434 | 0.0000001 | 1.3E-15 | 3E-03 |

Table S6. Statistical analysis of association of (log) element length with the nodes demonstrating punctuated evolution of the hindlimb.

| Punctuation Models | Lh | Alpha | Beta 2 | R ² | s.e. Alpha | s.e. Beta-2 | Lambda | T-value | d.f. | Pval | Order | Critical Value | Adj Pval |
|----------------------|-----------|-------------|-------------|----------------|------------|-------------|-------------|-------------|------|-------------|-------|----------------|-------------|
| Tibia vs nodes | 24.167607 | 0.904784222 | 0.066880819 | 0.762270056 | 0.06989 | 0.007325 | 1.00E-07 | 9.130487213 | 24 | 1.41E-09 | 1 | 0.001666667 | 8.45E-09 |
| Femur vs nodes | 21.437858 | 0.858605521 | 0.057473085 | 0.65745966 | 0.077627 | 0.008136 | 1.00E-07 | 7.064046814 | 24 | 1.33E-07 | 2 | 0.002 | 6.63E-07 |
| Metatarsals vs nodes | 22.457627 | 0.680702845 | 0.051933183 | 0.293375674 | 0.155472 | 0.015807 | 1 | 3.285454723 | 24 | 0.001560335 | 3 | 0.0025 | 0.006241339 |
| Ulna vs nodes | 24.108331 | 0.96690848 | 0.030684674 | 0.164002748 | 0.131144 | 0.013587 | 0.962693417 | 2.258384782 | 24 | 0.016644107 | 4 | 0.003333333 | 0.049932322 |
| Humerus vs nodes | 19.292325 | 0.835001406 | 0.033308963 | 0.153010398 | 0.146063 | 0.015369 | 0.91857176 | 2.167282366 | 24 | 0.020179452 | 5 | 0.005 | 0.040358904 |
| Metacarpals vs nodes | 19.403949 | 0.42321027 | 0.019112974 | 0.052009299 | 0.15381 | 0.016003 | 0.951986213 | 1.194336957 | 24 | 0.122008513 | 6 | 0.01 | 0.122008513 |

Supplemental Experimental Procedure. Nexus file for tree constructed of 28 Myomorpha including 23 Dipodoidea.

```
#NEXUS
BEGIN DATA;
  DIMENSIONS NTAX=28 NCHAR=5741;
  FORMAT DATATYPE = DNA GAP = - MISSING = ?;
  MATRIX
    Mus_musculus
CTCTTACCATTTTCGGCAATGCGCTGGTAATTCTGGCTGTGTTGACCAGCCGCTCTCTCCGTGC
ACCACAAAACCTCTTCTGGTGTCACTGGCAGCAGCCGACATCCTAGTGGCTACTCTTATCATCC
CTTTCTCTCTGGCCAACGAGCTGCTGGGCTATTGGTACTTCTGGCGTGCGTGGTGGGAGGTCTAC
CTGGCGCTAGACGTGCTCTTCTGTACCTCCTCCATCGTGCACCTGTGTGCCATCAGTCTGGACAG
ATACTGGGCAGTGAGCCGAGCATTGGAGTACAACCTCCAAGCGCACTCCACGCCGATCAAATGCA
TCATCCTCACCGTGTGGCTCATTGCAGCCGTCATTTCTCTACCGCCCTCATCTACAAGGGCGACC
AGCGCCCAGAGCCCCACGGGCTCCCCAGTGTGAGCTCAACCAAGAAGCCTGGTACATCTTGGCT
TCCAGCATCGGATCTTTTTTTGCTccctgectcatcatg-attctcgt-----
TTTATGGACATGGAGTGCTTCATGATTCTGAATCCCAGCCAGCAGCTGGCCATCGCTGTCCTGTC
CCTCACCTGGGCACCTTACGGTTCTGGAGAACCTGCTGGTGCTATGTGTCATCCTTCACTCCC
CAGTCTCCGATGCAGGCCTTCTACCACTTCAATTGGCAGCCTGGCGGTGGCCGATCTCCTGGGAA
GTGTCATCTTTGTCTACAGCTTTGTTGACTTCCACGTGTTCCACCGCAAAGATAGTCCCAATGTG
TTTCTGTTCAAACCTGGGTGGGGTTACCGCCTCCTTACAGCATCTGTGGCAGCCTGTTCTCAC
GGCCATCGACAGGTACATATCCATTCACAGGCCTCTGGCCTATAAGAGGATCGTCACCAGGCCCA
AGGCCGTAGTGGCCTTTTGCTTGATGTGGACTATTGCAATAGTAATTGCTGTGTTGcctctcctgggc
tggaaactgcaGCGGATGAGAAGACTGAAGGGTCTGACACAGACAGACTTCTAAGCAATGATCA---
TGAGAAATCAGCTGGTATCCTTGGAGCAAAGGATGATGATTCTGGGCGTACCAGCTGTTACGACC
CTGACATTTTGGATACTGATTTCCATAACCAGTGACATGTGTGATGGTACCTTGAAGTTTGCTCAG
TCACAGAAGTTAAATATGGAAGCTGATCTCTTGTGCCTTGATCAGAAGAATCTGAAGAACTTGC
CTTA---TGATGCTTCCCTTG---
GCTCTCTGCATCCCTCCATTACCCAGACAGTAGAAGAAAACAAGCCACAGCCACTTTTGAGCAGC
GAAACTGAGGCAACCCACCAACTCGCCTCTACACCGATGAGTAATCCCACATCACTGGCAAACAT
TGACTTTTATGCCAAGTAAGCGACATTACACCAGCAGGTGGTGTAGTCCTTTCCCCAGGCCAAA
AGATTAAGGCAGGGATAGCCCAAGGCAATACCCAGC-----
GGGAGGTGGCCACGCCCTGCCAAGAAAATTACAGCATGAACAGTGCCTACTTTTGTGAGTCAGAT
GCCAAAAAATGCATC-GCTGTGGCCCCTCGCATGGAAGCCACGTCTTGTATAAAA---
CCAAgctttaaccTACGAGCCCAGTAC---
CCTCGAGGCTCCCAGCAAGCACCAGTGCTCACCAACCTCACCCGAGAAGAAGTGTGGCCGAGA
TACAGAGGAACATCCGCCATGAGGTTCTTGAGGGCAATGTGGGCTACCTACGAGTGGATGACCTC
CCTGGCCAGGAGTACTGAGCGAGCTGGGGGAGTTCTTAGTGAGCCATGTGTGGAGGCAGCTCAT
GGGCACCTCCTCCTTGGTGTAGATCTCCGGCACTGCTCTGGCGGCCACTTCTCTGGGATCCCTTA
TGTCATCTCTTACTTGCACCCTGGGAACACGGTCATGCACGTGGACACCGTCTACGATCGGCCCT
CCAACACCACCACAGAGATCTGGACCTTGCCCGAGGTCTCGGGGAGAGATACAGTGTGACAAG
GATGTGGTGGTCCCTACCAAGTGGACACACTGGGGGAGTCGAGAGGACATTGCCTACATCCTGAA
GCAGATGCGGCGGCCATCGTGGTGGGCGAGCGGACGGAGGGTGGGGCCCTGGACCTCcgaaa-----
-----
```


ACGACTTCCCCCTGGATGCTCCCAGCCCCTCACGTGTGGCCTGAAGACCATGTGTTTCAATTTCCACA
CCAAACTTCAACTACACCGTCCAAGACTTTGAGCGTTTTTTTTCACAGATCTGCATTTTGAAGAAGG
CTGGCACATGTTTCTTCAGTCTCGTGACCTACTGGAGCGCTCCCCGCACCTGGTGTAGAAGTAT
ATTGTCTCTACGGTGTGGGCAGACCCACACCCACACCTACATCTATGACCACAACCTCCCCTAC
AAAGACCCCGTGGCTGCACTCTATGAAGATGGGGACGACACCGTAGCCACCCGCAGCACTGAGCtc
tgtggccagtggcagggccgcca-----

ATAGCAGTGAGCCAGCAGAGCAGATGGGCTGCAAGTAAAGGAACATGTAACGACAGGCAGGTTCC
CCAGCACTGGGGAAAAGGTAGGTCCAACCGCTGACTCCCTTAGTGATAGAGAGAAGTGGACTCA
CCCGCAAAGTCTGTGCCCTGAGAATTCTGGAGCTACCACCGATGTTCCCTGGATAACACTAAATA
GCAGCGTTCAGAAAGTTAATGAGTGGTTTTTCCAGAACTGGTGAAATGTTAACTTCTGACAGCGC
ATCTGCCAGGAGGCACGAGTCAAATGCTGAAGCAGCTGTTGTGTTGGAAGTTTCAAACGAAGTG
GATGGGGTTTTAGTTCTTCAAGGAAAACAGACTTAGTAACCCCCGACCCCATCATACTTTAAT
GTGTA AAAAGTGAAGAGACTTCTCAAACCAGTAGAGGATAATATCAGTGATAAAAATATTTGGG
AAATCCTATC---AGAGAAAGGGAAGCCGCCCTCACCTGAACCATGTGACTGAAA-----

TTATAGGCACATTTATTACAGAACCACAGATaacacaagagcagcccT-----GGCA-----
AACTGATGCCCCAGTCAGCTCTACCACCCCATATGTTGAGGATACCCCCGAGCCCCCTGCACAA
CTTCTACTGCAGCAAGCTGCTGGATCTTGTCTTCTGCTGGATGGCTCCTCTATGTTGTCCGAGG
CTGAGTTTGAAGTGCTCAAAGCTTTTTGTGGTGGGCATGATGGAGAGGTTACACATCTCTCAGAA
GCGCATCCGCGTGGCAGTGGTAGAGTACCATGATGGCTCCCGTGCCTACCTTGAGCTCAAGGCC
GGAAGCGACCCTCAGAGCTTCGGCGCATCACCAGCCAGATTAAGTATACAGGCAGCCAGGTGGCC
TCTACCAGTGAGTTTTTGAAGTACACACTGTTCCAGATCTTTGGCAA AATTGACCGCCCTGAAGC
CTCCCATATCACTCTGCTCCTGACTGCTAGCCAGGAGCCCCACGGATGGCTAGGAATTTG-----
-GTCCGCTATGTC-----

caaggtctgGCCGTGGGTTTTCCAGCCTTCATAAAAAAGCAGCCGAAGTACCTCAAATTTGGGAGCCA
TTGATGTTGAGCGCCTGAAGAACACACCGGTCAAATCTTCAGAAGGATCTCAGCAAAAGAGCCCA
TCATATCCCAGTGA CTCCACAACCATGTTCCACCATAGAGGGCATGCATTGTAAATCGTGTGTGTC
CAATATTGAAAGTGCTTTATCTACACTCCAGTATGTAAGCAGTATAGTAGTTTCTTTAGAGAAT
AGGTGAGCCATTGTAAAGTACAATGCAAGCTTAGTCACTCCAGAAATGCTGAGAAAGGCAATAG
AGGCCATTTACCGGGGCAATACAGAGTTAGTATTGCAAGTGAAGTTGAAAGTACCGCCAGCTCT
C---
CCTCCAGCTCATCTCTTCAGAAGATGCCTTTGAACATAGTTAGCCAGCCTCTGACCCAAGAAGCT
GTGATAAACATAAATGGCATGACTTGTAATCTTGTGTGCAGTCTATAGAGGGTGTAAATATCAA
AAAAGCCAGGTGTAAAAtccatc---cacgtgtccctcgcaaacagcacagggactattgaattgatcctact-----

GCAGAGTAACTGTGTTTTGATTTGGACCTTGTGACTGTGAACTCTAATCGGGGCAGGCGATGCA
GCA--TCCTCATAATGGCCATGTGGACTTGTAGATGGGTCTCT--
TAACCCTTGCTTAAGAATACAGTCTGCTGTAGAGTG-----
TGAATTGGGAATACTGTTCCATGGGTTGGAATGCAGCTCCCCCACA-TTACCAAGCTTGCT-
CTA-----TTGCCAATAGCATGCAACA-----TATG-
TTTTGTTTGCCCTTCTGCTTCTACTTTTTTTCAGGGAAGCTGCTAAAGAATGTCGACGTGCAAAGA
AAGAGTATGTGAAGTGTCTTGAGAGTcgagtcgagtcgctggaagttcagaac-
aagaagcttatagaggagcttgaaact-----

ATTTATATCATGTCTGTGCTTGCAAGAATAACAAAAAAGTTACTTTCCGTTGCACAGAGAAAAG
ACTTAGTAGGAGATGTCCCTGAACCCAGATACGGCCATTCCATTGACGTGGTGTATAGTCGAGGG
AAAAGCATGGGTGTTCTCTTTGGAGGACGATCATACATGCCTTCTACCCAGAGAACCACAGAAAA

ATGGAATAGTGTAGCTGACTGCCTACCCCATGTTTTCTTGATAGATTTTGAATTTGGGTGTGCTA
CATCATATATTCTCCAGAACTTCAGGATGGGCTGTCTTTTCATGTTTCTATTGCCAGAAACGAT
ACCGTTTATATTTTGGGAGGACACTCACTTGCCAGTAATATACGCCCTGCTAACTTGTATAGAAT
AAGAGTGGACCTTCCcctgggtaccccagcagtgaattgcacagtcttgGAGGAACAGCGGGTGGGAGGTGGC
AGCGAGGGGGAGAGTAGCCACGGGG---ACGGTTCTGAGTTCGATGAT---
GAAGGGATGCAGAGCGACGACCCCGAGAGTACCAGGA---
GCGATCGAGGCCACGCCAGAATGAGCAGCGCTGGTATCAGGTCGGAAGAATCTAAAGGGGACCA
CGAGCCCACGAGCACTCAGGATTCAGATGACAGCCAGTCTGTGGAATTTTCAAGCAGGAAGTCCT
TCAGAAGGTCCCACGTCTCTGAGGAAGACTACAGAGGTGAGCTTACTGACAGCAACAGCAG---
GGAAACCCAGAGCGACTCCACGGAGGATAC-----GGCC--
TCCAAGGAGGAAAGCAGGAGCGAGTCTCAGGAGGACACAGCCGAGAGCCAGTCCCAGGAAGATA
GCCAGAGGGGCAAGACCCAGCAGTGAGTCCAGC---GAAGAGGCTGGTGAGCCAT

Rattus_norvegicus

CTTTTCACCATTTTCGGCAATGCGCTGGTCATTCTGGCTGTGTTGACCAGCCGCTCACTCCGTGC
ACCACAAAACCTGTTCCCTGGTGTCACTGGCAGCAGCCGACATCCTAGTGGTACTCTCATCATCC
CTTTCTCTCTGGCCAACGAGCTGCTGGGCTACTGGTACTTCTGGCGTGCGTGGTGGGAGGTCTAC
CTGGCGCTAGACGTGCTCTTCTGTACCTCCTCCATCGTGACCTGTGTGCCATCAGCCTGGACAG
GTACTGGGCAGTGAGCCGAGCATTGGAGTACAACCTCCAAGCGCACTCCGTGCCGCATCAAGTGCA
TCATCCTCACTGTGTGGCTCATTGCAGCTGTCAATTTCTCTACCGCCCCTCATCTACAAGGGCGACC
AACGCCCCGACGCCCCGCGGGCTCCCCAGTGTGAGCTCAACCAGGAGGCCTGGTACATCTTGGCT
TCCAGCATCGGATCTTTTTTTGCTCCCTGCCTCATCATG-ATCCTCGT-----
TTTATGGACATGGAGTGCTTTATGATTCTGAATCCCAGCCAGCAGCTGGCCATCGCTGTACTGTC
CCTCACACTGGGCACCTTACGGTTCTGGAGAACCTACTGGTGTGTGTGCATCCTGCACTCCC
GCAGTCTCCGATGCAGGCCCTTCCCTACCACTTCATCGGCAGCCTGGCAGTGGCCGACCTCCTGGGA
AGTGTCAATTTTTGTGTACAGCTTTGTTGACTTCCATGTATTCCACCGTAAAGACAGCCCCAATGT
GTTTCTGTTCAAACCTGGGTGGGGTTACAGCCTCCTTACAGCTTCTGTGGGCAGCCTGTTCCCTCA
CAGCCATCGACAGGTACATATCCATTACAGGCCCTTGGCCTATAAGAGGATCGTCACCAGGCCC
AAGGCCGTTGTGGCCTTTTGCCTGATGTGGACTATCGCAATAGTAATCGCTGTGTTGCCTCTCCT
GGGCTGGAAGTGCAGCGGATGAGAAGACTGAAGAGTCAGACACCGACAGACTTCTAAGCGATGA
CCA---
GGAGAAATCAGCTGGTATCCTTGGAGCAAAGGATGACGATTCTGGACGTACCAGCTGTTATGAC
CCTGACATTTTGGATACCGATTTCCACACCAGTGACATGTGCGATGGTACCTCGGAGTTTGTCA
GCCGACAGAAAGTAAAAGCAGAAGCTGATCTCTTGTGCCTTGACCAGAAGAATCTGAAGAAGTCCG
CCTTA---TGATGCTTCCCTTG---GCTCTCTGCACCCCTCCATTACCCTGAC---
AATGGAAGACAAACCACAGCCACTTCTGGGCAGTGAAACTGAGTCAACCCACCAACTCCCCTCTA
CACCAATGAGCAGTCCCGTGTCACTGGCAAACATGACTTTTATGCCAAGTAAGCGACATTACA
CCAGCAGGTGGTGTAGTCCTTTCTCCAGGCCAAAAGATTAAGGCAGGGTTAGCCCAGGGCAACAC
CCAGC-----
TGGAGGTGGCCGCGCCCTGCCAAGAAAATTACAGCATGAACAGTGCCTACTTCTGTGAGTCAGAT
GCCAAAAGTGCATC-GCTGCGGCCCTCACATGGAGGCCACGACATGTGTAATAA---
CCAAGCTTTAACCTATGAGCCCAGTAC---
CCTCGAGGCCCCCAGCAAGCACCAGCACTCACCGACCTCACCCGAGAAGAGCTGCTGGCCGAGA
TACAGAGGAACATCCGCCATGAGGTTCTTGAGGATAACGTGGGCTACCTACGAGTGGATGATCTC
CCTGGACAGGAGTACTGAGTGAGCTGGGGGAGTTCTAGTGAGCCATGTGTGGAAGCAGCTCA
CGGGCACCTCCTCCTTGGTGCTAGATCTCCGTCACTGTGCTGGTGGTCATGTCTCTGGGATCCCTT
ATGTCATCTCCTACTTGCACCCTGGGAACACAGTCTTGCACGTGGATAACCATCTACGATCGGCCC

TCCAACACCACCACAGAGATCTGGACCTTGCCTAAGGTCTGGGGGAGAGATACAGTGCAGACAA
GGATGTGGTGGTCCTCACCAGTGGACACACTGGGGGAGTAGCCGAGGACATCGTTACATCCTCA
AGCAGATGCGCAGGGCCATCGTGGTGGGTGAGCGGACGGAGGGTGGCGCCCTGGACCTCAGAA--

ACAACCTCCCCCTGGATGTTTCCAGCTCACCACGTGTGGCCTGAAGACCACGTGTTTCCAC
ACCAAACCTTCAACTACACAGGCCAAGACTTCGAGCGTTTTTTTTGCAGATCTTCATTTTGAAGAAG
GCTGGCACATGTTTCTACAGTCTCGTGACCTACTAGCAGGCCTCCAGCGCCTGGTGTAGAAGTA
TATTGTCTATACGGTGTAGGCATGCCACAGCCCACACCTACATCTATGACCACAACCTTCCCTA
CAAAGACCCGGTGGCTGCACTCTATGAAGATGGGGACGACACTGTAGCCACACGTAGCACTGAGC
TCTGTGGCCAGTGGCAGGGCCGCCA-----

GCAGCAGTGAGCCAGCAGAGCAGATGGGCTGACAGTAAAGAAACATGTAATGGCAGGCCGGTTC
CCCGCACTGAGGGAAAGGCAGATCCAAATGTGGATTCCCTCTGTGGTAGAAAGCAGTGGAAATCA
TCCGAAAAGCCTGTGCCCTGAGAATTCTGGAGCTACCACTGACGTTCTTGGATAACACTGAATA
GCAGCATTCAGAAAGTGAATGAGTGGTTTTCCAGAACTGGTGAAATGTTAACTTCTGACAATGC
ATCTGACAGGAGGCCTGCGTCAAATGCAGAAGCTGCTGTTGTGTTAGAAGTTCAAATGAAGTG
GATGGATGTTTTCAGTTCCTCAAAGAAAATAGACTTAGTTGCCCTGATCCCGATAATGCTGTAAT
GTGTACAAGTGAAGAGACTTCTCCAAGCCAGTAGAGAATATTATCAACGATAAAAATATTTGGG
AAAACCTATC---AGAGAAAGGGAAGCCGCCCTCACTTGAACCATGTGACTGAAA-----

TTATAGGCACATTTACTACAGAACCACAGATTATACAAGAGCAGCCCT-----GGTA-----
AACAGATGCCCCAGTCAGCTCCACCACCCCATATGTTGAGGACACCCCCGAACCCCCCTGCACAA
CTTCTACTGCAGCAAGCTGCTGGATCTCGTCTTCCCTCCTGGATGGCTCCTACAGGCTGTCTGAGG
CTGAGTTTGAAGTGCTCAAAGCTTTTTGTGGTGGGTACGATGGAGAGGCTACACATCTCTCAGAA
GCGCATCCGCGTGGCAGTGGTAGAGTACCATGATGGCTCCCATGCCTACCTTGAAGTCCAGGGCCC
GGAAGCGACCCTCAGAGCTTCGGCGCATCGCCAGCCAGATTAAGTATGTGGGCAGCCAGTTGGCC
TCTACCAGTGAGGTTTTGAAGTACACACTGTTCCAGATCTTTGGCAAATTGACCGTCTGAAGC
CTCCCGTGTCAATCTGCTCCTGACCGCTAGCCAGGAGCCCCAACGGATGGCTAGGTATTTTC-----
-ACCCGCTATCTC-----

CAAGGTTTCGCTGTGGGTTTTCCAGCCTTCATAAAAAAACAGCCAAAGTACCTCAAATTTGGGAGC
CATTGACGTTGAGCGCCTGAAGAGTACACCAGTCAAATCTTCAAGAGGATCTCAGCAAAAGAGCC
CAGCGTATCCCAGTGAAGTCAATTTACCATAGACGGCATGCATTGTAATCATGTGTG
TCAAATATCGAAAGTGCTTTATCTACACTCCAGTATGTAAGCAGCATAGTAGTTTCTTTAGAGA
ATAGGTCAGCCATTGTAAGTACAATGCAAGCTTAGTCACTCCAGAAATACTGAGAAAAGCGAT
AGAGGCCGTTTTCTCAGGGCAATACAGAGTTAGTATTTCAAGTGAAGTTGAAAGTCCCACCAGCT
CTC---

CCTCCAGCTCATCTCTTCAGAAGATGCCTTTGAACTTAGTGAGCCAGCCTCTGACCCAAGAAGTT
GTAATCAACATTAATGGCATGACTTGTAAATCTTGTGTGCAGTCGATAGAGGGTGTAAATATCGA
AGAAGCCAGGTGTAATAATCCATC---

CAGTTTTCCCTCACAAATAGCACCGGGACTATTGAATATGATCCTCTACT-----

GCAGAGTAACTGTGTTTGAAGTGGACCTGGTTGACTGTGAACTCTAAT-
GGGGCAGGCGATGCAGCA--TCCTCGTAATGGCCATATGGACTTGTAGATGGGTCTCT--
TAACCCTTGCTTAAGAATACAGTCTGCTGTAGGGTG-----
TGAATTTGGGAACACTGTTCCACGGGTGCGAATGCAGCTCTCCTCCA-TTACCAAGCTTGCT-
CTA-----TTGCCAATAGCATGCAACA-----TACG-
TTTTGTTTGCCTTCTGCTTCTACTTTTTTTCAGGGAAAGCTGCTAAAGAATGTGACGTCGAAAGA

AAGAGTATGTGAAGTGTCTGGAGAGCCGAGTCGCAGTGCTGGAAGTTCAGAAC-
AAGAAGCTTATAGAGGAGCTTCAAACC-----
ATTTATATCATGTCTGTCGCTTGCAAGAATAACAAAAAAGTACTTTCCGTTGTACAGAGAAAG
ACTTAGTAGGAGATGTCCCTGAAGCCAGATATGGCCATTCCATTGACGTGGTATATAGCCGAGG
AAAAAGTGTGGTGTCTCTTTGGAGGACGGTCATACATGCCTTCTACCCAAAGAACCACAGAAA
AATGGAATAGTGTAGCTGATTGCCTACCCCATGTTTTCTTGGTAGATTTTGAATTTGGGTGTGCT
ACGTCATATATTCTCCCAGAACTTCAGGACGGGCTGTCTTTTCATGTTTCTATTGCCAGAAATGA
TACCATTTATATTTTGGGAGGACACTCACTTGCCAGTAACATAACGTCCTGCTAACTTGTATAGAA
TAAGAGTAGATCTTCCCCTGGGTACCCAGCAGTGAATTGCACTGTCTTGGAGGAATATCGGGTA
GGAGGTGGCAGCGAGGGGGAGAGTAGCCACGGGG---ACGGCTCTGAGTTCGATGAT---
GAGGGGATGCAGAGCGATGATCCCGGGAGCACCAGGA---
GCGATCGAGGCCATACCCGAATGAGCAGCGCTGGTATCAGGTCGGAAGAATCTAAAGGGGATCA
CGAGCCCACGAGCACTCAGGATTCAGATGACAGCCAGGATGTGGAATTTTCAAGCAGGAAATCCT
TCAGAAGGTCCCGGGTCTCTGAGGAAGACGACAGAGGCGAGCTCGCTGACAGCAACAGCAG---
GGAAACCCAGAGCGACTCCACAGAGGATTT-----
CCGCTCCAAGGAGGAAAGCAGGAGCGGAGACTCAAGAGGACACAGCCGAGACCCAGTCCCAGGAA
GATAGCCCAGAGGGACAAGACCCAGCAGTGAGTCCAGC---GAAGAGGCTGGTGAGCCAT

Sicista tianshanica

CTCTTACCATCTTCGGCAACGCGCTGGTCATTCTGGCTGTGTTGACCAGCCGCTCGCTACGCGCG
CCACAAAACCTGTTTCTGGTGTGCTGGCTGCTGCGGACATCCTGGTGGCCACGCTTATCATTC
TTTTTCTCTGGCCAACGAGCTGCTGGGCTACTGGTATTTCCGGCGCACTTGGTGGGAGGTCTACC
TGGCGCTCGACGTGCTCTTCTGCACCTCGTCGATTGTGCACCTGTGCGCCATCAGTCTGGACCGG
TACTGGGACGTGAGCCGCGCGCTGGAGTACAACCTCCAAGCGCACCCCGCGCCGCATCAAGTGCAT
CATCCTCACGGTGTGGCTCATCGCAGCCGTCATCTCGCTGCCGCCCTCATCTACAAGGGCGAGCA
GGGCCCCCAAACCCACGAGCGCCCCCAGTGCAAGCTCAACCAAGAGGCCTGGTACATCTTGGCCT
CCAGCATCGGGTCTTTCTTTGCACCCTGCCTCATCATG-ATCCTCGT-----
TTCATGGACATGGAGTGCTTCATGATCCTGAACCCAGCCAGCAGCTGGCCATCGCTGTGCTGTC
CCTCACCCCTGGGCACCTTACGGTTCTCGAGAACCTGCTGGTGTGTGTGTCATTCTGCACTCCCG
CAGCCTGCGCTGCAGGCCTTCTACCATTTCATTGGCAGCCTGGCAGTGGCTGACCTCCTGGGAA
GCGTCATTTTCGTCTATAGCTTCGTGGACTTCCATGTGTTCCACCGTAAGGATAGCCCCAATGTG
TTTCTGTTCAAACCTGGGCGGGGTACGGCCTCCTTACCAGCCTCCGTAGGCAGCCTGTTCTCACA
GCCATCGACAGGTACATATCTATCCACAGGCCCTGGCCTATAAGAGGATCGTCACCAGGCCCAA
GGCGGTGGTGGCCTTTTGCCTGATGTGGACCATCGCGATTGTCATTGCTGTGCTGCCCTCCTCG
GCTGGAAGTGCACCTGATGAAAAGATTGAAGGATCGGATACAGACAGACTTCTAAGCTGTGGCC
A---
TCCGAAATCACTTAATATCCTTGGGGCCAAAGAAGATGATTCTGGACGTACCAGCTGTTATGACC
CTGACCTTCTGGAAACGGATTTCCCAGACAGTGACATGTGTGATGGTGCCTCAGAGGTTGCTCAG
CCACAGAGGTTAAAAGGGGAAGCTGATCTCTTGTGCCTTGACCAGAAAAATCAAAACAACTCAC
CTTA---TGATGCTTCTCCTG---CCACTCAGCTGCCAGCGTTACCCTGAC---
GGAAGAAAACAAACCACAACCACTTCTCATTAGTGAAACTGAGTCAACCCACCAACTTGCCTCTA
TGCTGATCAGCAATCCTAGTTCACTGGCCAACATGACTTTTATGCCCAAGTAAGCGACATCACA
CCAGCAGGGAGTGTAGTCCTTTCCCAGGCCAAAAGAATAAGGCAGGGCTAGCCCAGTGCCACGT
CATGC---
ATCCAGAAGTGGTCTCAGCCTGCCAAGCCAATTACAACATGGATAATACCTACTTCTGCGAAGCA
GATGCCAAAAGTGCATC-GCTGTAGCCCCTCACATGGAAGTCAAATCACATGGAGAG---
CCTTGCTTTAACCTATGAACCCAGCAG---

CCTCGAGGCTTCCCAGCAAGCCTCAGTGCTCACCAACCTCACTCGAGAGGAACTGCTGGTCCAGC
TGCAGAAGAACATCCACCATGAGGTCTGGAGGGCAATGTGGGTTATCTACGCGTGGATGACCTC
CCGGGGCAGGAGGTAAGTGAAGTACTGAGTGAAGTACTGAGGGTTCTGGTGGACCACGTGTGGAAGCAGCTCA
TGGGCACTTTTCGCTTGGTGTGGATCTCCGGCACTGCACTGGAGGCCACGTCTCTGGTATCCCC
TATGTCATCTCCTACTTGCACCCTGGAAATAGCGTCGTGCACGTGGACACCATCTACAATCGCCC
CTCCAATACCACCACGGAGATCTGGACCTTGCCCAAGGTCTGGGAGAGCGGTACAGTGCCGACA
AGGATGTGGTAGTCTCACCAGTGGTCGCACAGGAGGTGTGGCTGAGGAYATCACCTACATCCTC
AAACAGATGCGCAGGGCCATTGTGGTGGGTGAGCGGACTGAGGGGGGTGCTCTAGACCTCCAGA
A-----

ACGACTTCCCCCTGGATGTTTCCCTCCCGCCAGGTGTGGCCTGAGGACCATGTGTTTCAATTTCCAC
ACCAAGCTTCAACTACACAGGCCATGACTTTTACGCGCTTCTTTACGGACCTTCACTTTGAGGAAG
GATGGTACATGTGGCTGCAGTCACGTGACCTGCTGGCAGGACTCCCAGCACCTGGTGTGGAAGTA
TACTGTCTGTATGGCGTGGGTCTGCCACACCTCGCACCTACATCTATGACCACAGTTTCCCCTAC
AAGGACCCTGTGGCTGCACTCTATGAGGACGGTGTGACACAGTGGCCACACGCAG?ATTGAGCT
CTGTGGCCAGTGGCAGGGCCGCCA-----

TTAGAAAGGAGCCAACCGAGCAGAAGGGCTGAAAGTAAGGAAACATGTAATGAGAGACAGATTC
CCAGCAATGAGAAGAAGGCGGAACTGAGTGCTGGTGCCTCTGTGGGAGACAAGAATCGAATGA
ACAGAAACCCCATGCTCTGAGACTCCTAGAGATAATGAAGAGCTTGCTTGGGTACCCCTCAACA
GTAGCATTCTGAAAGTGAAGGAGTGGTTTTCCAGAAGTGGTGAATGTTAACTTTTGATGGTGA
AGACRACACGAGGTGTGAGTCAAATGCTGAAGTAGCTGGTGCCGTAGACGTTTCAAATGATGTA
AATGGATATCC---TTCTTCCAAGAAAACAGA---

CTTGGTCACTGATCCTCATCATGCTTTAATATGTCAAAGTGAAGAGTCTGCTCCAAACC---
AGAGACTAATATCAAAGATAAAATATTTGGGAAAACCTATC---
AGAAGAAGGCAGGCCCTCCCTAATTTGAGCCATGTAAGTGAAGTCTAATTATAGGAGCATTTCG
CAAAGAACCACAAAAAGCCCAAGAGCAACCAT-----GGTG-----

CACAGATGTCCCGATCAGTCCCACCACCCATATGTGGAAGACACACCTGAGCCACCGCTGCACG
ACTTCTACTGCAGCAAGCTGCTAGATCTGGTCTTCCCTGCTGGATGGCTCTTCCAAGCTGTCTGAG
GCAGAGTTTGAGGTGCTCAAGGCCTTTGTGGTGTGAGCATGATGGAGCGGTTGCACATTTCTCAGA
AGCGCATCCGTGTGGCGGTGGTAGAGTACCACGACGGCTCCCATGCCTACATCGAGCTCAAGGCC
CGGAAGCGGCCCTCAGAGCTGCGACACATCACCAGCCAGGTGAAGTATGCCGGCAGCCAGGTGGC
CTCCACTAGTGAAGTCTTGAAGTACACACTGTTTCAAATCTTTGGCAAAGTCGACCGCCCGGAGG
CCTCCCGTGTACACTGCTCCTGACCGCCAGCCAGGAGCCTCCACGAATGGCCCGGAACTTA-----
--GTCCGCTACGTC-----

CAGGGCTTGGCTGTGGGCTTCCCAGCATTTATCAAAAAACAGCCCAAGTACCTCAAATTGGGAGC
AATTGATGTGGAGCGTCTAAAGAACACAGCAGTCAAATCTCCAGAAGGATCACTGAAAAGGAGT
CCTTACATAACCAATGATTTAACAGCCACTTTTCAATTGTAGATGGCATGCATTGTAAATCGTGTGT
GTCAAACATTGAGAGTGCTTTATCTACACTCCAGTATGTAAGCAGCATAGTAGTTTCTTTAGAG
AATAGGTCTGCCATTGTAAAGTACAATGCGAGCTCTGCCACTCCAGAAAACGCTAAGAAAAGCAA
TAGAGGCTGTTTACCAGGGCAATATAAAGTTAGTATTGCAAGTGTGTTGAAAGTCCCTCCA---

CTTCATCTCTTCCAGAAGGTTCCCTTTGAACATAGTTAGCCAGCCACTGACTCAAGAACTGTGATA
AATATTAGTGGAATGACTTGTAATTCTTGTGTACAGTCTATAGAGGGTATGATATCCAAAAATC
CAGGTGTAAAATCTATA---

CGAGTCTCCCTGGCAAATAGCACTGGGACTGTTGAGTATGATCCTCTCCT-----
-----GCAGAGTACTGTCTTTGGCTCAGACCCTGTTGACT-

TGAACTCTAATCAAGGC-----
ATTTGTAGAAGGGACACTCGTGACCCTTACTTAAGAATCCAGTTGGGCTTAGCGTG-----
TGAATTGGGAATACTGTTCCAAGACTTGGAAACACAACCTTAATCACT-
TTAGCAGGCTTACTATTCATTTCTTTGTCAATAGCATG-AA-A-----
CGTGTTTTTGTCTGCCCTCTTACCCCTACTTTTCCCAGGGAAGCTGCTAAAGAATGTCGACGTAG
GAAAAAAGAGTACGTCAAGTGTCTGGAGAGTCGCGTCGCAGTGCTGGAAGTTCAGAAC-
AGAAGCTGATAGAGGAACTGGAAACC-----
ATTTATATCATGTCTATTGCTTGCAAAAACAACAAAAAAGTCACTTTCCACTGTACAGAGAAAG
ACTTGGGAGGAGATGTTCCAGAAGCTAGATATGGTCATTCCATTGATGTGGTGTACAGTCCGAGG
GAAGAGCATGGGGGTTCTCTTTGGAGGACGGTCTACATGCCCTTCTACCCAAAGAACCACAGAAA
AATGGAATAAGGTGGCTGACTGCCTGCCCATGTTTTCTGGTGGATTTTGAATTTGGGTGTGCT
ACGTCATACCTTCTTCCAGAACTTCAGGATGGGTATCATTTTCATGTCTCTATTGCCAGAAATGA
CACCATTTATATTTTAGGAGGACACTCGCTTGCTGATAATACCCGCCCTGCAATCTGTACAGAA
TAAGGGTAGATCTTCCCCTGGGTAGCCAGCTGTGAGTTGCACAATCTTAGAGGAGTTTTGGATG
GGAGGTGGCAGTGAGGGAGAGAGTAGCCACGGGG---ACGGGTCTGAGTTTGATGAT---
GAAGGGATGATGAGTGATGACCCAGACAGCACCAGGA---
GTGAGCGAAGCCACTCCAGGATGAGCAGTGCTGGTGTGAGGTCAAAGAATCTGAATGGGACAA
GGAGCCGGCCAGAGCTCAGGATTCAGATGGCAGCCAATCTGTGGAGAATCCAGGCAGGAAGATC
TTCAGAAGGCCCCACATTTCTGAGGAAGATGACAGAGGTGACCTTGTTGATAGTCACACTAT---
GGAAGTCCAGAGTACTCCACAGAAAACCTCCAAGTCTCAGGAAGCTGGCGTCAGCCAATCCAGGG
AGGACAGTGAGAGTGATTCTCAGGAGGACAGCACGGAGAGCCAGTCCCAGGAAGATA-----
ATGGACAAGACTCCAGCAGTGAGTCCAGC---GAAGAAGTTGACCAGCCAT

Zapus_hudsonius

CTCTTACCATTTTCGGCAACGCGCTGGTCACTTCTGGCCGTGCTGACCAGCCGCTCGCTCCGCGCA
CCCCAGAACCTGTTTCTGGTGTGCTGGCTGCGGCGGACATCCTGGTGGCCACGCTTATCATTCC
TTTTTCTCTGGCCAACGAGCTGCTGGGCTACTGGTACTTCCGGCGCGCTTGGTGGGAGGTCTACC
TGGCGCTGGACGTGCTCTTCTGCACCTCGTCCATTGTGCACCTGTGCGCCATCAGTCTGGACCGG
TACTGGGCAGTGAGCCACGCGCTCGAGTACAACCTCCAAGCGCACCCCGCGCCGCATCAAATGCAT
CATCCTCACCGTGTGGCTCATCGCAGCCATCATCTCGTGGCGCCCTCATCTACAAGGGCGATCA
GGGCCCCCAAACCCACGAGCGCCCCCAATGCAAGCTCAACCAAGAGGCCTGGTACATCCTGGCCT
CCAGTATCGGGTCTTTCTTTGCACCCTGCGTCATCATG-ATCCTCGT-----
TTCATGGACATGGAGTGTTTCATGATCCTGAACCCAGCCAGCAGCTGGCCATCGCTGTGCTGTC
CCTCACGCTGGGCACCTTCACTGTCTCGAGAACCTGCTAGTGCTGTGTGCATCCTGCATTTCCC
CAGCCTCCGCTGCCGGCCTTCCCTACCACTTCACTGGCAGCCTGGCGGTGGCTGACCTCCTGGGCAG
CGTCATTTTTGTCTACAGCTTTCGTCAATTTCCACGTGTTCCACCGGAAAGATAGCCCCAATGTGT
TTCTGTTAAACTGGGTGGGGTCACGGCCTCCTTACCAGCCTCCGTAGGCAGCCTGTTCTCAGG
GCCATCGACAGGTACATATCTATTCACAGGCCCTGGCCTATAAGAAGATTGTCACCAAACCCAA
GGCCGTGGTGGCATTTTGCCTGATGTGGACCATCGCCATTGTCATTGCTGTTCTGCCTCTTCTCG
GTTGGAAGTGCACCTGATGAAAAGACTGAAGGATCAGACACTGACAGACTTCTAAACGATGACC
A---
TCAGAGATCACTTCATATCCTTGGGGCCAAGGACGATGATTCTGGGCGCACCAGCTGTTATGACC
CTGACATTCTGGAAACTGATTTCCCAGCCAGTGACATGAGTGATGGTGTCTCAGGGATTGCTCAG
CCACAGAGGTTAAAAGGGGAAGCTGATCTTGTGCCTTGACCAGAAAAATCAAATAACTCAC
CTTA---CAATGTTTCCCCTGCTACTACTCAGCAGTCCAGCATTACCCTAAC---
AGAGGAAGACAAACCACGACCACTTGTTATTAGTGAAACAGAATCAGCCCACCAACTTGCCTCCA
CGCAGATCAGCAACCCTAGTGCACTGGCCAACATTGACTTTTATGCCCAAGTAAGTGACATTACA

CCAGCAGGGAGTGTAGTCCTTTCCCCGGGTCAAAGAATAAGGCAGGGATGCCCCCATGTGACAT
CATGC---

ATCCAGAAGTGATCTCAGCTGGCCCAGCCAATGACAACACGGACAACGCCTACTTCTGTGAGGCA
GATGCCAAGAAGTGCATC-GCTGTGGCGCCTCACATGGAAGTCAAATCACACGTAGAG---

CCCAGCTTTAACCTATGAGCCTAGCAC---

CCTCGACACTTCCCAACAAGCCTCGGCATTCACAAACCTCACCCACAAGGAGCTGTTG-----

CAGCAGAACATCCAGCATGAGGTACTGGAGGGCGATGTGGGCTACCTACGACTGGATGACATCCC
GGGCCAGGAGGAGCTGAGTGAGCTGGGGACTTCTGGTGGATCAGGTGTGGAAGCAGCTCCTA
GGCACCTCCGCTTTGGTGCTTGATCTCCGCCACTGCACTGGAGGCCGTGTCTCGGGAATCCCCTAC
GTCATCTCCTATTTGCACCCCGGAATACTGTAGTGCATGTGGACACCATCTATGATCGCCCCTT
CAACACCACCACGGAGATCTGGACCTTGCCCAAGGTCCTGGGAGAGAGGTACAGTGCTGACAAAG
ATGTGGTGGTCCCTACCAGTGGTCGCACAGGAGGTGTGGCTGAGGACATCGCGTACATCCTTAAG
CAGATGCGCAGGGCCATTATAGTGGGTGAGCGGACTGAGGGGGGCGCCCTGGATCTCCAGAA----

ACGACGTCCCCTTGGATGTTTCCCTCCCGCCAGGTGTGGCCTGAGGACCATGTATTCATTTCCAC
GCCAAGCTTCAACTACACAGGCCATGACTTTCAGCGCTTCTTTACGGACCTTCACTTTGAGGAAG
GCTGGTACATGTGGCTACAGTCACGTGACCTGCTGGCAGGCCTCCAGCACCTGGAGTGGAAGTG
TACTGCCTGTATGGGGTGGGTCTTCCCACACCCCGCACCTACATCTATGACCACAGCTTCCCTTAC
AAGGACCCTGTGGCCGCGCTCTACGAGGACGGTGATGACACAGTAGCTACGCGCAGCACTGAGCT
GTGTGGCCAGTGGCAGGGTCGCCA-----

TTAGAAAGGAGCCAACCAAACAGATGGGCCAAAAGTGAGGAAACATGTGATGATAGGCAGATTC
CCAGCCCCGAGAGAAGGGTGGGTCTGAGTGCTGGTCCCCTCTCTGGGAGACAAGAACTGAATGAG
CAGAAACCTCCGTGTTCTGAGACTCCTGGGCATAATGACAGTCTTGCTTGGATAGCCCAAGACAG
CAGCATTCTGAAAGTGAACGAGTGGCTTTCAGAAAGTGATGGTATGTAACTGCTGATGATACT
GACAACATGAGGTGCAAGTCAAATGCTGAAGTAGCTGGGAC---

AGAAGTTTCAGATGAAGCAAATGGATATTTCTTGTCTTCCAAGAAAACAAGCCTCCTGGACACT
GATTCTCATCCTGCTTTAATATGTCCAAGTGATAGAGTCTGCTCCAAACC---

AGAGAGCAATATTAAGATAAGATATTTGGAAAAACCTATG---

AGAAGAAGACAAGCCTCCCTAACTTGAACCATGCAACTAAGAGTCTCCTTACAGGAGCATTGCT
GCCAAACCACAAATACCAGGAGAGCATCCCT-----GGTC-----

CACAGATGCCCCAATCAGCCCCACCACCCCGTATGTGGAAGACACACCTGAGCCGCCCTGCACGA
CTTCTACTGCAGCAAGCTGCTAGATCTGGTCTTCTGCTGGATGGCTCCTCCAGGCTGTCTGAGG
CTGAGTTTGAAGTGTCAAGGCCTTCGTGGTGAACATGATGGAGAGGCTGCACATCTCTCAGAAG
CGCATCCGAGTGGCGGTGGTGGAGTACCATGATGGCTCCCACGCCTACATCGAGCTCAAGGCCCG
GAAGCGGCCCTCCGAGCTGCGGCGCATCGCCAGCCAGGTGAAGTATGCGGGCAGCCAGGTGGCCT
CCACCAGCGAGGTCTTGAAGTACACGCTGTTTCAGATCTTCGGCAAAGTCGACCGCCCCGAAGCC
TCCCGTATTATCCTGCTCCTGACTGCCAGCCAGGAGCCCCACGGATGTCCCGCAACCTG-----
GTCCGCTACGTC-----

CAGGGCTTGGCTGTGGGCTTCCCAGCATTTATCAAAAAACAGCCCAAGTACCTCAAATTGGGAGC
TATTGATGTGGAGCGTCTAAAGAACACACCTGTCAGATCTCCAGATGGATCACTGAAAAGGAGC
CCCTCATCTACCACTGATTTAACGGCCACTTCTTTCGTTGATGGCATGCACTGTAACCTCATGTGT
ATCAAACATCGAGAGTGCTTTATCTACACTCCAGTATGTAAGCAGCATAGTTGTTTCTTTAGAGA
ATAGGTCTGCCATTGTAAAGTATAATGCCAGTCTGCCACTCCAGAAACACTGAGGAAAGCAAT
AGAGGCTGTTTACCAGGGCAATATAAAGCTCAGATTGCAAGTGACGCTGAAAGTACCTCCAAC
T-----

CTCATCTCTTCAGAGGTTTCCCTTGAACATAGTTAGCCAGCCTCTGACTCAAGAAACCGTGATAA
ACATTAGTGGGATGACTTGTAAATTCTTGTGTACAGTCTATAGAAGGTGTGATATCAAAAAGCC
AGGTGTAAAATCCATA---
CGAGTCTCCCTGGCAAACAGCACGGGGACTGTTGAGTATGATCCACTGCT-----

GAAGAGTAACTGTCCTTGGCCTGGGCCTTGTGACTGTAAACTCTAGTCAAGGC-----
-----TCTTGTAGAAGGGACCTTGTGGCCCTTACTT-AGAACCCAGCTTGGCTTAGTGCA--
---TGAATTGGGAATATTGTTCCAAGATTTGGAATGCAACTTTAATCACA-TTAGCAGGTTTACT-
TTAAATTTTCTATCAAGAGCATGCAA-A-----
CAAGTTTTTGTCTGCCCTCTTGCTTCTACTTTTCCCAGGGAAGTGGCAAAGAATGTTGACGTAG
GAAAATTGAATATGTCAAATGTCTAAAGAGTCAAGGCACAGTATTGGAAGTTCAGAAC-
AAGAATCTTATAAAGGAACTGGAAACC-----
GTTTATATCATGTATATTGTTTGCAGAATAACAAAAAAGTTACTTTCCACTGTACTGAGAAAG
ACTTGGTAGGAGATGTTCCAGAAGGTAGATATGGTCACTCCATTGATGTGGTGTACAGTCGAGG
GAAAAGTATGGGTGTTCTGTTTGGAGGACGGTCTACATACCTTCTACCCAAAGAACCACAGAA
ACATGGAACAGGGTAGCTGACTGCCTGCCCCACATTTTCCCTGGTGGATTTTGAATTTGGGTGTGC
TACATCATAACCTTCCAGAACTTCAGGATGGGCTCTTTTTTCATGTCTCTATTGCCAGAAATG
ATACCATTTACATTTTAGGAGGACACTCGCTTGCCAGTAATACCCGCCCTGCCAATCTGTACAGA
ATAAGGGTCGATCTTCCCCTGGGTAGCCAGCTGTGAGTTGTACAATCTT-----
-----AGCCACGGGGGACG?GAGTCTGAGCTTGATGAT---
GAAGGAATGCTGAGCGATGACCCAGACTGCACCAAGGAG?GTGACAGGAGCCACTTCAGGATGAG
TAGTGCTGGGGTCAGGTCCAAAGAATCTCAAGGGGACAATGAASCAGYCAGCCCTCGGGACTCAG
ACCATATCCCATCTGTGGAGTACCCAAGCAGGAGGTTCCCTCAGAAAGGCCCGCATTTCTGAAGAA
GATGGCAGAGATGACCTTGTGACAGCAAACTAT---
GGAAATCCAGAGTGAAGTCCACAGAAAAGTTCAAGTCCAAGGAG-----
TCCGGGGAGGAAAGTGACAGCGATTCCCAGGAGGACAGCCAGAGAGCCAGTCCCAGGAAGACA
GTTCAAATGGACGAACTCCAGCAGCGAGTCCAGC---GAAGAAGCTGACCAGCCAT

Napaeozapus insignis

CTCTTACCATTTTCGGCAACGCGCTGGTCATTCTGGCCGTGCTGACCAGCCGCTCGCTCCGCGCA
CCACAGAACCTGTTTCTGGTGTGCTGGCCGCGGGGACATCCTGGTGGCCACGCTTATCATTTCC
TTTTTCTCTGGCCAACGAGCTGCTGGGCTACTGGTACTTCCGGCGCACTTGGTGGCAGGTCTACC
TGGCGCTGGACGTGCTCTTCTGCACCTCGTCCATCGTGCACCTGTGCGCCATCAGTCTGGACCGGT
ACTGGGCAGTGAGCCGCGCGCTCGAGTACAACCTCCAAGCGCACCCCGCGCCGATCAAATGCATC
ATCCTCACCGTGTGGCTCATCGCAGCCATCATCTCGCTGCCGCCCTCATCTACAAGGGCGACCAG
GGCCCCCAAACCCAGAGCGCCCCCAATGCAARCTCAACCAAGAGGCCTGGTACATCCTGGCCTCC
AGTATCGGGTCTTTCTTTGCACCTGCGTCATCATG-ATCCTCGT-----
TTCATGGACATGGAGTGTTCATGATCCTGAACCCAGCCAGCAGCTGGCCATCGCTGTGCTGTC
CCTCACGCTGGGCACCTTACGGTCTCGAGAACCTGCTAGTGCTGTGTGCATCCTGCATTCCCG
CAGCCTCCGCTGCCGGCCTTCCCTACCACTTCAATTGGCAGCCTGGCGGTGGCTGACCTCCTGGGCAG
CGTCATTTTTGTCTACAGCTTCGTCGACTTCCACGTGTTCCACCGGAAAGATAGCCCCAATGTGT
TTCTGTTTAAACTGGGTGGGGTCACGGCCTCCTTCACTGCCTCCGTAGGCAGCCTGTTCCCTCAG
GCCATCGACAGGTACATATCTATTACAGGCCCTGGCCTATAAGAGGATTGTCACCAGACCCAA
GGCCGTGGTGGCGTTTTGCCTGATGTGGACCATCGCCATTGTCATTGCTGTTCTGCCTCTTCTCG
GTTGGAAGTGCACCTGATGAAAAGACTGAAGGATCAGACACTGACAGACTTCTAAATGATGACC
A---
TCAGAGATCACTTCATATCCTTGGGGCCAAGGACGATGATTCTGGGCGCACCAGCTGTTATGACC

CTGACATTCTGGAAACTGATTTCCCAGCCAGTGACATGAGTGATGGTGTCTCAGGGATTGCTCAG
CCACAGAGGTTAAAAGGGGAAGCTGATCTCTTGTGCCTTGACCAGAAAAATCAAATAACTCAC
CTTA---CAATGTTTCCCCTT---CTACTCAGCAGTCCAGCATTACCCTAAC---
AGAGGAAGACAAACCACGACCACTTGTATTAGTGAAACAGAATCAGCCCACCAACTTGCCTCCA
CGCAGATCAGCAACCCTAGTGCCTGGCCAAACATTGACTTTTATGCCCAAGTAAGTGACATTACA
CCAGCAGGGAGTGTAGTCCTTTCCCCGGGTCAAAGAATAAGGCAGGGATGCCCCCATGTGACAT
CATGC---
ATCCAGAAGTGATCTCAGCTGGCCCAGCCAATGACAACACGGACAACGCCTACTTCTGTGAGGCA
GATGCCAAAAAGTGCATC-GCTGTGGCCCCTCACATGGAAGTCAAATCACACGTAGAG---
CCCAGCTTTAACCTATGAGCCTAGCAC---
CCTCGGCACTTCCCAGCAAGCCTCAGCATTCAAAACCTCACCCACAAGGAGCTGTTG-----
CAGCAGAACATCCACCATGAGGTACTGGAGGGCGATGTGGGCTACCTACGACTGGATGACATCCT
GGGCCAGGAGGAGCTGAGTGAGCTGGGGGACTTCTTGGTGGATCAGGTATGGAAGCAGCTCCTA
GGCACCTCCGCTTTGGTGTCTGATCTCCGCCACTGCACTGGAGGCCGTGTCTCGGGAATCCCCTAC
GTCATCTCTATTTGCACCCCGGAATACTGTTCTGCATGTGGACACCATCTATGATCGCCCCTC
CAACACCACCACGGAGATCTGGACCTTGCCCAAGGTCTTGGGAGAGAGGTACAGTGCTGACAAAG
ATGTGGTGGTCTCACCAGTGGTCGCACAGGAGGTGTGGCTGAGGACATTGCGTACATCCTTAAG
CAGATGCGCAGGGCCATTATAGTGGGTGAGCGGACTGAGGGGGGTGCCCTGGATCTCCAGAA----

ACGACGTCCCCTTGGATGTTTCCCTCCCAGGTGTGGCCTGAGGACCATGTATTCATTTCCAC
GCCAAGCTTCAACTACACAGGCCATGACTTTCAGCGCTTCTTTACGGACCTTCACTTTGAGGAAG
GCTGGTACATGTGGCTACAGTCACGTGACCTGCTGGCAGGCCTCCCAGCACCTGGTGTGGAAGTG
TACTGCCTGTATGGGGTGGGTCTGCCACACCCCGCACCTACATCTATGACCACAGCTTCCCTTAC
AAGGACCCTGTGGCCGCGTCTACGAGGACGGTATGACACAGTAGCCACGCGCAGCACTGAGCT
GTGTGGCCAGTGGCAGGGTCCCA-----

TCAGCAAGGAGCCAACCAAACAGATGGGCCAAAAGTGAGGAAACATGTGATGATAGGCAGATTC
CTAGTCCCGAGAGAAGGGTGGGTCTGAGTGCTGGTCCCCTCTCTGGGACACAAGAACTGAATGAA
CAGAAACCTCCATGTTCTGAGACTCCTGGGCATAATGACAGTCTTGCTTGGATAGCCCAAGACAG
CAGCATTCTGAAAGTGAACGAGTGGCTTTCCAGAAGTGATGATATGTTAACTGCTGCTGATACT
GACAACATGAGGTGCAAGTCAAATGCCGAAGTAGCTGGGAC---
AGAAGTTTCAGATGAAGCAAATGGATATTCTTGTCTTCCAAGAAAACAAGCCTCCTGGACACT
GATCCTCATCCTGCTTTAATATGTCCAAGTGAAAGAGTCTGCTCCAAACC---
AGAGAGTAATATTAAGATAAGATATTTGGAAAAACCTATG---
AAAAGAAGACAAGCCTCCCTAACTTGAACCATGCAACTAAGAATCTCCTTACAGGAGCATTGCT
GCCGAGCCACAAATACCAGGAGAGCATCCCT-----GGTG-----
CACAGATGCCCCACTCAGCCCCACCACCCCGTATGTGGAAGACACACCTGAGCCGCCCTGCACGA
CTTCTACTGCAGCAAGCTGCTAGATCTGGTCTTCTGCTGGATGGCTCCTCCAGGCTGTCTGAGG
CTGAGTTTGAAGTGCTCAAGGCCTTCGTGGTGGAGTACCATGATGGCTCCACGCCTACATTGAGCTCAAGGCC
GGAAGCGGCCCTCCGAGCTGCGGCGCATCGCCAGCCAGGTGAAGTATGCGGGCAGCCAGGTGGCC
TCCACCAGCGAGGTCTTGAAGTACACGCTGTTTCCAGATCTTTGGCAAAGTTGACCGCCCCGAAGC
CTCCCGTATTATCCTGCTCCTGACTGCCAGCCAGGAGCCCCGAGGATGGTCCGGAACCTG-----
-GTCCGCTATGTC-----
CAGGGCTTGGCTGTGGGCTTCCCAGCGTTTATAAAAAACAGCCCAAGTACCTCAAGTTGGGAGC
TATTGATGTGGAGCGTCTAAGAACACACCCGTCAGATCTCCAGATGGATCACTGAAAAGGAGC

CCCTCATCTACCACTGATTTAACGGCCACTTTCTTCGTTGATGGCATGCACTGTAACCTCGTGTGT
ATCAAACATTGAGAGTGCTTTATCTACACTCCAGTATGTAAGCAGCATAGTCATTTCTTTAGAG
AATAGGTCTGCCATTGTAAGTACAATGCCAGTTCTGCCACTCCAGAAACTGAGGAAAGCAA
TAGAGGCTGTTTCACCAGGGCAATATAAAGCTCAGATTGCAAGTGACGCTGAAAGTACCTCCAAC
TCTC---

CCTCCTCCTCATCTCTTCAGAGGTTTCCCTTGAACATAGTTAGCCAGCCTCTGACTCAAGAAACC
GTGATAAACATTAGTGGGATGACTTGTAATTCTTGTGTACAGTCTATAGAGGGTGTGATATCAA
AAAAGCCAGGTGTAATAATCCATA---

CGAGTCTCCCTGGTAAACAGCACAGGGACTGTTGAGTATGATCCACTG-----

CTGTCCTGGGCCTGGGCCTTGTGACTGTAAACTCTAATCAAGGC-----

TTCTTGTAGAAGGGACCCTTGTGGCCCTTACTT-AGAATCCAGCTTGGCTTAGTGCA-----

TGAATTGGGAATATTGTTCCAAGATTTGGAATGCAACTTTAATCACA-TTAGCAGGTTTACT-

TTAAATTTTCTATCAATAGCATGCAA-A-----

CAAGTTTTTGTCTGCCCTCTTGCTTCTACTTTTCCCAGGGAAGTGGCAAAGAATGTTGACGTAG

GAAAAATGAATATGTCAAATGTCTCAAGAGTCGAGGCGCAGTGTGGAAGTTCAGAAC-AAG----

GTTTATATCATGTCTATTGTTTGAAGAATAACAAAAAAGCTACTTTCCACTGTACTGAGAAAG

ACTTGGTAGGAGATGTTCCAGAAGGTAGATATGGTCACTCCATTGATGTGGTGTATAGTCGAGG

GAAAAGTATGGGTGTTCTGTTTGGAGGACGGTCCTACATACCTTCTACCCAAAGAACCACAGAA

ACGTGGAACAGGGTAGCTGACTGCCTGCCCCACATTTTCTGTTGGATTTTGAATTTGGCTGTGC

TACATCATACATCCTTCCAGAACTTCAGGACGGGCTCTCTTTTCATGTTTCTATTGCCAGAAATG

ATACCATTTACATTTTAGGAGGACACTCACTTGCCAGTAATACCCGCCCTGCCAATCTGTACAGA

ATAAGGGTCGATCTTCCCCTGGGTAGCCCAGCGGTGAGTTGTACAATCTTAGAGGAGCATTGGGT

GGGAGGTGTCAGTGAGGGGGACAGCAGCCACGGGG---ACGGGTCTGAGCTAGACGAT---

GAAGGAATGCTGAGCGATGACCCAGACAGCGCCAGGA---

GTGAGAGGACCCACTTCAGGATGAGTAGTGCTGGGGTCAGGTCCAAAGAATCTCAAGGGGACAA

GGAAGCAGCCAGCACCAGGGACTCAGACCATGGCCATCTGTGGAGTATCCAGGCAGGAGGTTCT

TCAGAAAGGCCGCATTTCTGAAGAAGATGACAGAGGTGACCTTGCTGACAGCAACTAT---

GGAAATCCAGAGTGACTCCACAGAAAAGTTCAAGTCCAAGGAGGCTGGCCTCAGCCAGTCCGGGG

AGGAAAGTGACAGCGATTCCAGGAGGACAGCCCCGAGAGCCAGTCCAGGAAGACAGTTCAA

TGGACAAGACTCCAGCAGTGAGTCCAGC---GAAGAAGCTGACCAGCCAT

Allactaga_sibirica

CTCTTACCATTTCGGCAACGCGCTGGTCATTCTGGCTGTGATGACCAGCCGCTCTCTACGCGC

ACCACAGAACCTGTTTCTGGTGTGCTGGCTGCTGCAGACATCCTGGTGGCCACGCTTATCATTC

CTTTTTCTCTAGCCAACGAGCTGCTGGGCTACTGGTACTTCCGGCGCACTTGGTGCAGGCTTAC

CTGGCGCTCGACGTGCTCTTCTGCACCTCGTCCATCGTGCACCTGTGTGCCATCAGTCTGGACCGG

TACTGGGCAGTGAGCCGCGCGCTAGAGTAACTCCAAGCGCACCCCGCGCCGCATCAAATGCAT

CATCCTCACCGTGTGGCTCATCGCAGCCATCATCTCGCTGCCGCCCTCATCTACAAGGGCGATCA

GGGCCCCCAAACCACGAGCGCCCCCAATGCAAGCTCAACCAAGAGGCCTGGTACATCTTGGCCT

CCAGCATCGGGTCTTTTTTTGCACCCTGCCTCATCATG-ATCCTCGT-----

TTCAAGGACATGGAGTGCTTCATGATTCTGAACCCAGCCAGCAGCTGGCCATCGCTGTGCTGTC

CCTCACACTGGGCACCTTACAGTCCTGGAGAACCTGCTGGTGTGTGTGTCATCCTGCACTCAC

GCAGCCTCCGCTGCCGGCCTTCTTACCCTTCAATTGGCAGCCTGGCAGTGGCTGACCTCCTGGGCA

GCGTCATTTTTTGTCTACAGCTTTGTGCGACTTCCATGTGTTCCACCGTAAAGATAGCCCCAATGTG

TTTCTGTTCAAGCTGGGCGGGGTCACGGCCTCCTTACAGCCTCCGTAGGCAGCCTGTTCTCAGC

GCCATCGACAGGTACATATCTATTACAGGCCCTGGCCTATAAGAGGATCGTCACCAGGCCCAA
GGCCGTGGTGGCCTTTTGTCTGATGTGGACCATCGCAATTGTCATTGCTGTGCTGCCCTCCTCG
GATGGAAGTGCACCTGATGAAAAGACTGAAGGATCAGACACGGACAGACTTCTAAACAATGACC
A---

TCAGAGATCGCTTAACATCCTTGGGGCCAAGGATGATGATTCTGGGCGTACCAGCTGTTATGACC
CTGACATTCTGGAAACTGATTTCCCATCCAGTGACATGTGTGATGGTGCCTCAGGGTTCGCTCAG
CCACAGAGGTTAAAAGGGGAAGCTGATCTTGTGCCTTGATCAGAAAAATCAAATAACCTAC
CTTA---TGATGCTTCTCCTG---CCACTCAGCAGCCCAGCATTACCCTMAC---

AGAGGAAGACAAACCACGGCCACTTCTTRCTAGTAAAACAGAGCCAACCCACCAACTTGCTTCCA
TGCAAATCAGCAATCCTAGTTCCCTGGCCAAACATTGACTTTTATGCCCAAGTAAGTGACATTACA
CCAGCAGGGAGTGTAGTCCTTTCTCCAGGCCAAAAGAATAAGGCAGGGATACCCCATGCGACAT
CATGC---

ATCCAGAAGTGATCTCAGTCTGCCAAGACAATTACAACATGGACAATGCCTACTTCTGTGAGGCA
GATGCCAAAAAGTGCATT-GCTGTGGCCCTCACATGGAAGTCAAATCACATGTAGAA---
CCCAGCTTTAACCTATGAGCCCAGCAC---

CCTGGAGACTGCCCAGCAAGCCTCAGCATTCCGCCAACCTCACCCACGATGAACTGCTGATCCAGC
TGCAGAAGAATATTCACCATGAGGTCTTGAGGGCAATGTGGGTTATCTACGAGTGGATGACCT
CCCGGGTCAGGAGTACTGAGTGAACCTGGGGGATTCTGGTGGCTCACGTGTGGAAGAAGTCA
TGGGCACCTCCGCCTTGGTGTGGATCTTCGCCACTGCACTAGAGGTCACGTCTCTGGCATCCCCT
ATGTCATCTCCTATCTGCACCCCGGAATACCGTCGTGCACGTGGACACCATCTATGATCGCCCC
TCCAACACCACCACGGAGATCTGGACCTTGCCCAAAGTCTGGGAGAAAGGTACAGTGCCGACAA
GGACGTGGTGGTTCTCACCAGCAGTCGCACAGGCGGTGTGGCCGAGGACATCGCCTACATCCTCA
AGCAGATGCGCAGGGCCATCGTGGTGGGAGAGCGGACTGAGGGGGGCGCCTGGATCTCCAGAA-

ACGACTTCCCCCTGGATGTTTCCCTCCCGCCAGGTGTGGCCTGAGGACCATGTGTTCAATTTCCAGC
CCAAGCTTCAACTACACAGGCCATGACTTTCAGCGCTTCTTTACGGACCTTCACTTTGAGGAAGG
CTGGTACATGTGGCTACAGTCACGTGACCTGCTGGCAGGACTTCCAGCACCTGGTGTAGAAGTAT
ACTGTCTGTATGGTGTGGGTCTGCCACACCTCGCACCTACATCTATGACCACAGCTTCCCCTAC
AAGGACCCTGTGGCTGCACTCTATGAGGACGGTGTGACACAGTAGCCACACGCAGCATGGAGCT
CTGTGGCCAGTGGCAGGGCCGCA-----

TTAGAAAGGTTCCAACAAAGCAGATGGGCCAAAAGTAAGGAAGCATGTCATGATGGGCAGATTG
CCAGCACCGAGAGGAAAGTGGGTCTGAGTGTGGTCCCCTCTCTGGGAGACTAGCATTGAATGAA
CAGAAATCTCTATGTGCCGAGACTCCTGCAGATGACGAAGATCTTGCTTGCTTAACCCGAAACAG
CAGCATTCTGAAAGTGAATGAGTGGTTTTCTAGAAGTGTGAGTTGTAACT-----

GATACAAACAACATGAGGGGTAAATCAAATGCTGAAGTAACTGGGGCATTAGAAGTTTTCAATA
AAGTAAGCGGATATTCTATTCTTCCAAGAAAATGGGTGTCCAGACACTGATCCTTGTCTCTGCT
TTACTGTGTCAGAGTGAGACAGTCTGCTCCAAACC---

AGAGAGTAATATCAAAGATAAAATATTTGGGAAAATCTATC---

ATAAGAAGGCAGGCCTCCCAACTTGAACCATGTGACTGAAAATCTAATTCCAGGAGCATTGCT
GCAGAACGACAAATAACACAAGAGCATTCTCT-----GGTG-----

CACAGATGTCCCAATCAGCCCTACCACCCTGTATGTAGAAGACACACCCGAGCCGCCCTGCATG
CCTTCTACTGCAGTAAGCTGCTGGATCTGGTCTTCTGCTGGACGGCTCCTCCAGCTGTCTGAG
GCTGAGTTTGAAGTGTCAAGGCGTTTTGTGGTAGGCATGATGGAGAGGCTGCACATCTCGCAGA
AGCGCATCCGCGTGGCCGTCGTGGAGTACCACGATGGCTCCCACGCCTACATCGAGCTCAAGGCC
CGGAAACGGCCCTCAGAGCTGCGACAGATTGCCAGCCACGTGAAGTACGCTGGCAGCCAGGTGGC

CTCCACTAGCGAGGTCTTGAAGTACACCTGTTTCAAATCTTCGGCAACATTGACCGGCCAGAAG
CTTCCCGCATCACGCTGCTCCTCACGGCCAGCCAGGAGCCCCGCGGATGGTCAGGAACCTG-----
--GTCCGCTACGTC-----
CAGGGCCTCGCTGTGGGCTTCCAAGCATTTATCAAAAAACAGCCCAAGTACCTCAAGTTGGGAGC
TATTGATGTGGAACGTCTAAAGAACACACCAGTCAAATCTCCAGAAGGGTCACATAAAAGGAGC
CCTTCATCTACCAATGATTTAACGACCCTTTTCATCGTTGATGGCATGCATTGTAAATCGTGTGT
GTCAAACATTGAGAGTGCTTTATCTACACTCCAGTATGTAAGCCGCATAGCAGTTTCTTTAGAGA
ATAGGTCTGCCATCGTAAAGTACAATGCCAGCTCTGCCACTCCAGAAACACTGAGAAAAGCAATA
GAGTCTGTTTCACCAGGGCAATATAAAGTTAGCATTGCAAGTGATGTTGAAAGTACCTCCAACCTC
TC--
CCTCCTCCTCATCTCTTCAAAGGTTCTTTGAAACATAGTTAGCCAGCCTCTGACTCAAGAACT
GTGATAAATATTAGTGGAAATGACTTGTAATCTTGTGTACAGTCGATAGAGGGAATGATATCAA
AAAGGCCAGGTGTAATAATCTATA---
CGAGTCTCCCTTGCAAATAGCACTGGGACTGTTGAGTATGATCCACTGCT-----

GCAGAGTGACTGTCCTTGGCCTGGACCTTGTGACTGTGAA--CTAATCAAGGC-----
-----TCTTGTAGAAGGGACACTTGTGACCTTACTT-AGAATCCAGTTTGGCTTAGTGTG--
--TGAATTGAGAATATTGTTCTGGGATTTGGAATGCAACATTAATCACA-TTAGCAGGCTTACT-
CTAATTTGTGTGTTGATAGCATGCAA-A-----CATG-
TTTTGTCTGCCCTCTTGCTTCTACTTTCTCCAGGGAAGCCGCCAAAGAATGTCGACGTAGGAAAA
AAGAGTATGTCAAATGTCTGGAGAGCCGAGTCGCAGTGCTGGAAGTCCAGAAC-
AGAAGCTTATAGAGGAGCTGGAAACC-----
ATTTATTTTCATATCTATCGTTTGCATGAACAACAAAACATATACTTTCCATTGTACACAGAAAG
ACTTGGTAG---
ATGTTCCCAAAGATAGATATGGCCATTCCATTGATGTGGTGTATAGTTGTGGGAAAAGTATGGA
TGTTCTCTTTGGAGACCAGTCTACATGCCTTCTTCCCAAAGAACCACAGAAACATGGGGTAGGG
TAGCTGACTGCCTGCTCCGTGTTTTTCTGGTGGATTTTGAATTTGGGTGTGCTGCATCATATGTT
CTTCCAGAAC-----
AGCTATCTTTTCATGTCTCTGTTGCCAGAAACGATAACATTTACATTTTCAGGAGGACACTCACTT
GTGAACAATATCCA?CCTGCCGATCTGTACAGAATAAGGGTTGATTGTCCCCTGGGTAGCCCAGC
TGTGAGTTGCACAATCTTAGAGGAGCATTGGGTGGGAGGTGGCAGTGAGGGAGACAGTAGCCAC
GGGG---ACGGGTCTGAGTTTGATGAT---
GAAGGAATGCTGAGTGACGACCCAGATGGYGCCAGGA---
GCGAGCGAAGCCCCTCCAGGATGAGCAGTGCTGGTGTGAGGTCCAAAGAATCGAAAGGGGACAA
TGAACCTGCCGGCACTCCTCATTGGGATGAWAGCCAATCCGTGCAGAACCCGGGCAGGAAGTTC
TTCAGGAAGCCCCGCATCTCTGAGGAAGATGACAGAGGTACCTTGCTGACAGCAACACTAT---
GGAAGTCCAGAGTACTCCACCGAACACTCCAAGTCTCAGGAAGCTGCTCTCAGCCAATCCAGGG
AGGAAAGTGACAGTGACTCTCAGGAGGATAGCACAGAGAGTCCGTCCCAGGAAGACAGTTCAA
TGGACAGGACTCCAGCAGTGAGTCCAGC---GAGGAAGTGGACCGGCCAT

Allactaga_major

CTCTTACCATTTTCGGCAACGCTCTGGTCATTCTGGCTGTGATGACCAGCCGCTCGCTACGCGG
CCACAGAACCTGTTTCTGGTGTGCTGGCTGCTGCGGACATCCTGGTGGCCACGCTTATCATTCC
TTTTTCTCTAGCCAACGAGCTGCTGGGCTACTGGTACTTCCGGCGCACTTGGTGCAGGTCTACC
TGGCGCTCGACGTGCTCTTCTGCACCTCGTCCATCGTGCACCTGTGTGCCATCAGTCTGGACCGGT
ACTGGGCAAGTGGCCGCGCTAGAGTACAACCTCCAAGCGCACCCCGCGCCGCATCAAATGCATC
ATCCTCACCGTGTGGCTCATCGCAGCCATCATCTCGCTGCCGCCCTCATCTACAAGGGCGATCAG

GGCCCCAAACCCACGAGCGCCCCAATGCAAGCTCAACCAAGAGGCCTGGTACATCTTGGCCTC
CAGCATCGGGTCTTTTTTTGCAACCCTGCCTCATCATGAATCCTCGT-----
TTCATGGACATGGAGTGCTTCATGATTCTGAACCCAGCCAGCAGCTGGCCATCGCTGTGCTGTC
CCTCACACTGGGCACCTTACGGTCTGGAGAACCTGTTGGTGTGTGTGCATCCTGCACTCAC
GCAGCCTCCGCTGCCGGCCTTCTACCCTTCATTGGCAGCCTGGCAGTGGCTGACCTCCTGGGCA
GTGTCATTTTTTGTCTACAGCTTTGTGCGACTTCCATGTGTTCCACCGTAAAGATAGCCCCAATGTG
TTTCTGTTCAAACCTGGGTGGGGTCACGGCCTCCTTACAGCCTCCGTAGGCAGCCTGTTCCCTCAC
GGCCATCGACAGGTACATATCTATTACAGGCCCTGGCCTATAAGAGGATCGTCACCAGGCCCA
AGGCCGTGGTGGCCTTTTGTCTGATGTGGACCATCGCAATTGTCATTGCTGTGCTGCCCTCCTC
GGATGGAACCTGCACCTGATGAAAAGACTGAAGGATCAGACACGGACAGACTGCTAAACAATGAC
CA---
TCAGAGATCACTTAACATCCTTGGGGCCAAGGATGACGATTCTGGGGGTACCAGCTGTTATGACC
CTGACATTCTGGAAACTGATTTCCCATCCAGTGACATGTGTGATGGTGCCTCAGGGGTGCTCAG
CCACAGAGGTTAAAAGGGGAAGCTGATCTCTTGTGCCTTGATCAGAAAAATCAAATAACCTAC
CTTA---TGATGCTTCTCCTG---CCTCAGCAGCCAGCATTACCCTAAC---
AGAGGAAGACAAACCACGGCCACTTCTTACTAGTGAAACAGAGCCAACCCACCAACTTGCTTCCA
TGCAAATCAGCAATCCTAGTTCCCTGGCCAACATTGACTTTTATGCCCAAGTAAGTGACATTACA
CCAGCAGGGAGTGTAGTCCTTTCTCCAGGCCAAAAGAATAAGGCAGGGATACCCCATGCGACAT
CATGC---
ATCCAGAAGTGATCTCAGTCTGCCAAGACAATTACAACATGGACAATGCCTACTTCTGTGAGGCA
GATGCCAAAAAGTGCAAT-GCTGTGGCCCCCTCACATGGAAGTCAAATCACATGTAGAA---
CCCAGCTTTAACCTATGAGCCCAGCAC---
CCTGGAGACTGCCAGCAAGCCTCAGCATTGCGCAACCTCACCCACGATGAACTGCTGATCCAGC
TGCAGAAGACTATTACCATGAGGTCTTGAGGGCAACGTGGGTTATCTACGAGTGGATGACCTC
CCGGGCCAGGAGTACTGAGTGAACCTGGGGGATTCTGGTGGCTCACGTGTGGAAGAAGCTCAT
GGGCACCTCCGCCTTGGTGTGGATCTTGCCTACTGACTAGAGGCCATGTCTCTGGCATCCCCTA
TGTCGTCTCCTACCTGCACCCCGGAATACCGTTCGTGCACGTGGACACCATCTATGATCGCCCCTC
CAACACCACCACGGAGATCTGGACCTTGCCAAGGTCTGGGAGAGAGGTACAGTGTGACAAGG
ACGTGGTGGTTCTACCAGCAGTCGCACAGGCGGTGTGGCCGAGGACATCGCCTACATCCTCAAG
CAGATGCGCAGGGCCATTGTGGTGGGAGAGCGGACTGAGGGGGGCGCCCTGGATCTCCAGAA----

ACGACTTCCCCCTGGATGTTTCCCTCCCGCCAGGTGTGGCCTGAGGACCATGTGTTCAATTTCCACG
CCAAGCTTCAACTACACAAGCCATGACTTTCAGCGCTTCTTTACGGACCTTCACTTTGAGGAAGG
CTGGTACATGTGGCTACAGTCACGTGACCTGCTGGCAGGACTCCAGCACCTGGTGTAGAAGTAT
ACTGTCTGTATGGCGTGGGTCTGCCACACCTCGCACCTACATCTATGACCACAGCTTCCCCTACA
AAGACCTGTGGATGCACTCTATGAGGACGGTGTGACACAGTAGCCACACGCAGCATGGAGCTC
TGTGGCCAGTGGCAGGGCCGCCA-----

TTAGAAAGGTTCCAACAAAGCAGATGGGCCAAAAGTAAGGAAGCATGTCATGATGGGCAGATTG
CCAGCACCGAGAGGAAAGTGGGTCTGAGTGCTGGTCCCCTCTCTGGGAGACTAGCATTGAATGAA
CAGAAATCTCTATGTGCTGAGACTCCTGCAGATAACGAAGATCTTGCTTGCTTAACCCGAAACAG
CAGCATTCTGAAAGTGAATGAGTGGTTTTCTAGAAGTGRTGAGTTGTAACT-----
GATACAAACAACATGAGGAGTAAATCAAATGCTGAAGTAACTGGGGCATTAGAAGTTTTCAATA
AAGTAAGCGGATATTCCTATTCTTCCAAGAAAATGGGTGTCCAGACACTGATCCTTGTCTGCT
TACTGTGTCAAAGTGAGACAGTCTGCTCCAAACC---
AGAGAGTAATGTCAAAGATAAAATATTTGGGAAAATCTATC---

ATAAGAAGGCAGGCCTCCCCAACTTGAACCATGTGACTGAAAATCTAATTCCAGGAGCATTGCT
GCAGAACGACAAATAACACAAGAGCATTCT-----GGTG-----
CACAGATGTCCCAATCAGCCCTACCACCCGTATGTGGAAGACAYACCGGAGCCGCCCTGCATG
ACTTCTACTGCAGTAAGCTGCTGGATCTGGTCTTCCTGCTGGACGGCTCCTCCCAGCTGTCCGAG
GCTGAGTTTGAAGTGCTCAAGGCATTTGTGGTAAGCATGATGGAGAGGCTGCACATCTCGCAGA
AGCGCATCCGCGTGGCCGTCGTGGAGTACCACGATGGCTCCCACGCCTACATTGAGCTCAAGGCC
CGGAAACGGCCCTCAGAGCTGCGACAGATTGCCAGCCAGTGAAGTACGCTGGCAGCCAGGTGGC
CTCCACTAGCGAGGTCTTGAAGTACACCCTGTTTCAAATATTCGGCAACATTGACCGGCCAGAAG
CTTCCCGCATCAGCTGCTCCTCACTGCCAGCCAGGAGCCCCGCGGATGGTCAGGAACCTG-----
--GTCCGCTACGTC-----
CAGGGCTTGGCTGTGGGCTTCCATGCATTTATCAAAAAACAGCCCAAGTACCTCAAGTTGGGAGC
TATTGATGTGGAACGTCTAAAGAACACACCAATCAAATCTCCAGAAGGGTCACATAAAAGGAGC
CCTTCATCTACCAATGATTTAACGACCACTTTCATCGTTGATGGCATGCACTGTAAATCGTGTGT
GTCAAACATTGAGAGTGCTTTATCTACACTCCAGTATGTAAGCCGCATAGCAGTTTCTTTAGAGA
ATAGGTCTGCCATCGTAACGTACAATGCCAGCTCTGCCACTCCAGAAACACTGAGAAAAGCAATA
GAGTCTGTTTACCAGGGCAATATAAAGTTAGCATTGCAAGTGTGTTGAAAGTACCTCCAACTC
TCCCTCCTCCTCATCTCTCAAAGGTTCTTTGAACATAGTTAGCCAGCCTCTGACTCAAG
AACTGTGATAAATATTAGTGGAAATGACTTGTAAATCTTGTGTACAGTCGATAGAGGGAATGAT
ATCAAAAAGGCCAGGTGTAAAATCAATAAATAG?GGCTCCCTTGCAAATAGCACTGGGACTGTTG
AGTATGATCC-----
GCAGAGTGACTGTCCTTGGCCTGGACCTTGTGACTGTGAA--CTAATCAAGGC-----
-----TCTTGTAGAAGGGACACTTGTGACCCTTGCTT-AGAATCCAGTTTGGCTTAGTGTG--
--TGAATTGAGAATATTGTTCTGGGATTTGGAATGCAACATTAATCACA-TTAGCAGGCTTACT-
CTAATTTGTGTGTTGATAGCATGCAA-A-----CATG-
TTTTGTCTGCCCTCTTGCTTCTAATTTCTCCAGGGAAGCCGCCAAAGAATGTCGACGTAGGAAAA
AAGAGTATGTCAAATGTCTGGAGAGCCGAGTCGCAGTGCTGGAAGTCCAGAAC-
AAGAAGCTTATAGAGGAGCTGGAAACC-----
ATTTATTTTCATATCCATCATTGTCATGAACAACAAAACATTTACTTTCCATTGTACAGAGAAAG
ACTTGGTAG---
ATGTTCCCAAAGATAGATATGGCCATTCCATTGATGTGGTGTATAGTTGTGGGAAAAGTATGGA
TGTTCTCTTTGGAGACCAGTCTACATGCCTTCTTCCAAAGAACCACAGAAACATGGGGTAGGG
TAGCTGACTGCCTGCTCCGTGTTTTTCTGGTGGATTTTGAAGTTGGGTGTGCTACATCATACT
CTTCCAGAAC-----
AGCTATCTTTTCATGTCTCTGTTGCCAGAAATGATACCGTTTACATTTCCAGGAGGACACTCACTT
GTGAACAATATCTG?CCTGCCGATCTGTACAGAATAAGGGTTGATTGTCCCCTGGGTAGCCCAGC
TGTGAGTTGCACAATCTTAGAGGAGCATTGGGTGGGAGGTGGCAGTGAGGGAGATAGTAGCCAC
GGG---ACGGGTCTGAGTTTGATGAT---
GAAGGAATGCTGAGTGACGACCCAGATGGCGCCAGGA---
GTGAGCGAAGCCCCTCCAGGATGAGCAGTGCTGGTGTGAGGTCCAAAGAATCGAAAGGGGACAA
TGAACCGCCGGCCTCCTCATTGGGATGACAGCCAATCCGTGCAGAACCCGGGCAGGAAGTTCT
TCAGGAAGCCCCGCATCTCTGAGGAAGATGACAGAGGTCACCTTGCTGACAGCAACTAT---
GGAAGTCCAGAGTGACTCCACTGAACACTCCAAGTCTCAGGAAGCTGCCCTCAGCCAATCCAGGG
AGGAAAGTGACAGCGACTCTCAGGAGGACAGCACAGAGAGTCCGTCCCAGGAAGACAGTTCAA
TGGACAGGACTCCAGCAGTGAGTCCAGC---GAGGAAGTGGACCAGCCAT

Alactagulus_pumillio

CTCTTACCATTTTCGGCAACGCGCTGGTCATTCTGGCTGTGATGACCAGCCGCTCGCTACGCGC

ACCACAGAACCTGTTTCTGGTGTGCTGGCTGCTGCGGACATCCTGGTGGCCACGCTTATCATTC
CTTTTTCTCTAGCCAACGAGCTGCTGGGCTACTGGTACTTCCGGCGCACTTGGTGGAGGTCTAC
CTGGCGCTCGACGTGCTCTTCTGCACCTCGTCCATCGTGCACCTGTGTGCCATCAGTCTGGACCGG
TACTGGGCAGTGAGCCGCGCGCTAGAGTACAACCTCCAAGCGCACCCCGCGCCGCATCAAATGCAT
CATCCTCACCGTGTGGCTCATCGCAGCCATCATCTCACTGCCGCCCTCATCTACAAGGGCGATCA
GGGCCCCAAACCCACGAGCGCCCCAATGCAAGCTCAACCAAGAGGCCTGGTACATCTTGGCCT
CCAGCATCGGGTCTTTTTTGCACCCTGCCTCATCATG-ATCCTCGT-----
TTCATGGACATGGAGTGCTTCATGATTCTGAACCCAGCCAGCAGCTGGCCATCGCTGTGCTGTC
CCTCACACTGGGCACCTTACAGTCTGGAGAACCTGCTGGTGTGTGTGCATCCTGCACTCAC
GCAGCCTCCGCTGCCGGCCTTCTACCCTTCAATTGGCAGCCTGGCAGTGGCTGACCTCTTGGGCA
GCGTCATTTTTGTCTACAGCTTTGTGACTTCCATGTGTTCCACCGTAAAGATAGCCCCAATGTG
TTTTCTGTTCAAGCTGGGCGGGGTCACGGCCTCCTTACAGCCTCCGTAGGCAGCCTGTTCTCAGC
GCCATCGACAGGTACATATCYATTCACAGGCCCTGGCCTATAAGAGGATCGTCACCAGGCCCAA
GGCCGTGGTGGCCTTTTTGTCTGATGTGGACCATCGCAATTGTCATTGCTGTGCTGCCCTCCTCG
GATGGAAGTGCACCTGATGAAAAGACTGAAGGATCAGACACGGACAGACTTCTAAACAATGACC
A---
TCAGAGATCACTTAACATCCTTGGGGCCAAGGATGATGATTCTGGGCGTACCAGCTGTTATGACC
CTGACATTCTGGAAACTGATTTCCCATCCAGTGACATGTGTGATGGTGCCTCAGGGGTGCTCAG
CCACAGAGGTTAAAAGGGGAAGCTGATCTTGTGCCTTGATCAGAAAAATCAAATAACCTAC
CTTA---TGATGCTTCTCCTG---CCACTCAGCAGCCAGCATTACCCTAAC---
AGAGGAAGACAAACCACGGCCACTTCTACTAGTAAAACAGAGTCAACCCACCAACTTGCTTCCA
TGCAAATCAGCAATCCTATTTCCCTGGCCAAACATTGACTTTTATGCCAAGTAAGTGACATTACA
CCAGCAGGGAGTGTAGTCCTTTCTCCAGGCCAAAAGAGTAAGGCAGGGATACCCCATGCGACAT
CATGC---
ATCCAGAAGTGATCTCAGTCTGCCAAGACAATTACAACATGGACAATGCGTACTTCTGTGAGGTA
GATGCCAAAAAGTGCATT-GCTGTGGCCCCTCACATGGAAGTCAAATCACATGTAGAA---
CCCAGCTTTAACCTATGAGCCCAGCAC---
CCTAGAGACTGCCCAGCAAGCCTCAGCATTGCGCAACCTCACCCACGATGAACTGCTGATCCAGC
TGCAGAAGAATATTCACCATGACGTCTTGAGGGCAACGTGGGTTATCTACGAGTGGATGACCTC
CCGGGCCAGGAGTACTGAGTGAACCTGGGGCATTCTGCTGGTGGCTCACGTGTGGAAGAAGCTCAT
GGGCTCCTCCGCCTTGGTGTGGATCTTCCGCACTGCACTAGAGGCCACGTCTCTGGCATCCCCTA
TGTCGTCTCCTATCTGCACCCCGGAATACCGTCTGTCACGTGGACACCATCTATGATCGCCCCTC
CAACACCACCACGGAGATCTGGACCTTGCCCAAGGTCTGGGAGAGAGGTACAGTGTGACAAGG
ACGTGGTGGTTCTCACCAGTAGTCGCACAGGCGGGGTGGCCGAGGACATCGCCTACATCCTCAAG
CAGATGCGCAGGGCCATCGTGGTGGGAGAGCGGACGGAGGGGGGCGCCCTGGATCTCCAGAA----

ACGACTTCCCCCAGGATGTTTCTTCCCAGGTTGGCCTGAGGACCATGTGTTTCAATTTCCAC
GCCAAGCTTCAACTACACAGGCCATGACTTTACGCGCTTCTTTACGGACCTTCACTTTGAGGAAG
GCTGGTACATGTGGCTACAGTACGTGACCTGCTGGCAGGCCTCCAGCACCTGGTGTAGAAGTA
TACTGTCTGTATGGCGTGGGTCTGCCACACCTCGCACCTACATCTATGACCACAGCTTCCCCTAC
AAGGACCCTGTGGCTGCACTCTATGAGGACGGTGTGACACAGTGGCCACACGCAGCATGGAGCT
CTGTGGCCAGTGGCAGGGCCGCA-----

TTAGAAAGGTTCCAACAAAGCAGATGGACCAAAGTAAGGAAGCATGTCATGATGGGCAGATTG
CCAGCACCGAGAGGAAAGTGGGTCTGAGTGTGGTCCCCTCTCTGGGAGACTAGCATTGAATGAA
CAGAAATCTTTATGTGCCRAGACTCCTGCAGATAACGAAGATCTTGCTTGCTTAACCCGAAACAG

CAGCATTCTGAAAGTGAACGAGTGGCTTTCAGAAAGTGATGAGTTGTAACT-----
GATACAAACAACATGAGGGGTAAATCAAATGCTGAAGTAACTGGGGCATTAGAAGTTTTCAATA
AAGTAAGCGGAAATTCCTATTCTTCCAAGAAAATGGGTGTATCAGACACTGATCCTTGTCTGCT
TTACTGTGTCAAAGTGAGACAGTCTGCTCCAAACC---
AGAGAGTAATATCAAAGATAAAATATTTGGGAAAATCTATC---
ATAAGAAGGCAGGCCTCCCAACTTGAACCATGTGACTGAAAATCTAATTCAGGAGCATTGCT
ACAGAACGACAAATAACACAAGAGCATTCTC-----GGTG-----
CACAGATGTCCCAATCAGCCCTACCACCCGTATGTAGAAGACACCCCGAGCCGCCCTGCACGA
CTTCTACTGCAGTAAGCTGCTGGATCTGGTCTTCCCTGCTGGACGGCTCCTCCCAGCTGTCYGAGG
CTGAGTTTGAAGTGCTCAAGGCGTTTGTGGTCAGCACAATGGAGAGGCTGGACATCTCGCAGAA
GCGCRTCCGCGTGGCCGTCTGGAGTATCACGATGGTTCCACGCCTACATCGAGCTCAAGACCC
GGAAACGGCCCTCAGAGCTGCGACACATTGCCAGCCACGTGAAGTACGCTGGCAGCCAGGAGGCC
TCCACCAGCGAGGTCTTGAAGTACACCCTGTTCAAATATTCGGCAACATTGATCGGCCAGAAGC
TTCCCGCATCACGCTGCTCCTCACCGCCAGCCAGGAGCCCCCGGGATGGTCAGGAACCTG-----
GTCCGCTACGTC-----
CAGGGCTTGGCTGTGGGCTTCCAAGCATTATCAAAAAACAGCCCAAGTACCTCAAGTTGGGAGC
TATTGATGTGGAACGTCTAAAGAACACACCAGTCAAATCTCCAGAAGGGTCACATAAAAGGAGC
CCTTCATGTACCAATGATTTAACGACCACTTTCATCGTTGATGGCATGCATTGTAAATCGTGTGT
GTCAAACATTGAGAGTGCTTTATCTACACTCCAGTATGTAAGCCACATAGCAGTTTCTTTAGAGA
ATAGGTCTGCCATCGTAAAGTACAATGCCAGCTCTGCCACTCCAGAAACACTAAGAAAAGCAATA
GAGTCTGTTTCACCAGGGCAATATAAAGTTAGCATTGCAAGTGATGTTGAAAGTACCTCCAACTC
TC---
CCTCCTCCTCATCTCTTCAACAAGGTTCTTTGAACATAGTTAGCCAGCCTCTGACTCAAGAACT
GTGATAAATATTAGTGGAAATGACTTGTAATCTTGTGTACAGTCGATAGAGGGAATGATATCAA
AAAGGCCAGGTGTAAATCTATA---
CGAGTCTCCCTTGCAAATAGCACTGGGACTGTTGAGTATGATCCACTGCT-----

GCAGAGTGACTGTCCTTGGCCTGGACCTTGTGACTGTGAA--CTAACCAAGGC-----
-----TCTTGTAGAAGGGACACGCGTGGCCCTTACTT-AGAACCCAGTTTGGCTTAGTGTG---
---TGAATTGAGAATATTGTTCTGGGATTTGGAATGCAACATTAATCACA-TTAGCAGGCTTACT-
CTAATTTGTGTGTTGATAGCATGCAA-A-----CATG-
TTTTGTCTGCCCTCTTGCTTCTACTTTCTCCAGGGAAGCCGCCAAAGAATGTCGACGTAGGAAAA
AAGAGTATGTCAAATGTCTGGAGAGCCGAGTCGCAGTGCTGGAAGTCCAGAAC-
AGAAGCTTATAGAGGAGCTGGAAACC-----
ATTTATTTTCAATTTCTATTGGTTGCATGAACAACAAAACATATATTTTCCATTGTACAGAGAAAG
ACTTGGTAG---
ATGTTCCCAAAGATAGATATGGCCATTCCATTGATGTGGCGTATAGTTGTGGGAAAAGTATGGA
TGTTCTTTGGAGACCAGTCTACATGCCTTCTCCCAAAGAACCACAGAAACATGGGGTAGGG
TAGCTGACTGCCTGCTCCGTGTTTTTCTGGTGGATTTTGAATTTGGGTGTGCTACATCATACTT
CTTCCAGAAC-----
AGCTATCTTTTTCATGTCTCTGTTGCCAGAAATGATATCATTTTACATTTTCCAGGAGGACTCACTT
GTG---
AATATCCA?TCTGCTGATCTGTACAGAATAGGGGTTGATCGTCCCCTGGGTAGCCAGCTGTGAG
TTGCACAATCTTAGAGGAGCAGTGGGTGGGAGGTGGCAGTGAGGGTGACAGTAGCCACGGGG---
ACGGGTCTGAGTTTGTATGAT---GAAGGAATGCTGAGTGATGACCCAG---GCGCCAGGA---
GCGAGCGAAGTCCCTCCAGGATGAGCAGTGCTGGTGTGAGTCCAAAGAATCGAAAGGGGACAA

TGAGCCTGCCGGCACTCCTCATTGGGATGACAGCCAATCCGTGCAGAACCCAGGCAGGAAGTTCT
TCAGGAAGCCCCGCATCTCTGAGGAAGAYGACAGAGGTCACCTTGTGACAGCAACTAT---
GGAAGTCCAGAGTGACTCCACCGAACACTCCAAGTCTCAGGAAGCTGCTCTCAGCCAATCTAGGG
AGGAAAGTGACAGCGACTCTCAGGAGGAYAGCACAGAGAGTCCGTCCAGGAAGACAGCTCAA
TGGACAGGACTCCAGCAGTGAGTCCAGC---GAGGAAGTGGACAGGCCAT

Eremodipus lichtensteini

CTCTTACCATTTTCGGCAACGCGTTGGTCATTCTGGCAGTGTGACCAGCCGCTCGCTACGCGC
ACCACAGAACCTGTTTCTGGTGTGCTGGCTGCGGCTGACATCCTGGTGGCCACGCTCATCATTC
CTTTTTCTTAGCCAACGAGCTGCTGGGCTACTGGTACTTCCGGCGTACCTGGTGGAGGTCTAC
CTGGCGCTCGACGTGCTTCTGACCTCGTCCATCGTGCACCTGTGCGCCATCAGCCTGGACCGG
TACTGGGCAGTGAGCCGCGCGCTGGAGTACAACCTCCAAGCGCACCCCGCGCCGCATCAAATGCAT
CATCCTCACCGTGTGGCTCATCGCAGCCATCATCTCGTGGCGCCCTCATCTACAAGGGCGACCA
GGGCCCCAAACCCACGAGCGCCCCAATGCAAGCTCAACCAAGAGGCCTGGTACATCTTGGCCT
CCAGCATCGGGTCTTTTTTGCACCCTGCCTCATCATG-ATCCTCGT-----

TTCATGGACATGGAGTGTTCATGATTCTGAACCCAGCCAGCAGCTGGCCATCGCTGTGTTATC
CCTCACACTGGGCACCTTACAGTCCTGGAGAACCTGCTGGTGTGTGTGCATCCTGCACTCAC
GTAGCCTCCGCTGCCGGCCTTCTACCCTTATTGGCAGCCTGGCAGTGGCTGACCTCCTGGGCA
GTGTCAATTTTCGTCTACAGCTTTGTCGACTTCCATGTGTTCCACCGTAAGGATAGCCCCAATGTG
TTTCTGTTCAAACCTGGGTGGTGTACGGCCTCCTTACGGCCTCCGTAGGCAGCCTGTTCTCAC
AGCCATCGACAGGTACATATCTATCCACAGGCCCTGGCCTATAAGAGGATCGTCACCAGGCCCA
AGGCTGTGGTGGCCTTTTGCCTGATGTGGACCATCGCAATTGTCATTGCTGTGCTGCCCTTCTC
GGCTGGAAGTGCACCTGATGAAAAGACTGAAGGCTCAGACACGGACAGACTTCTCAACAATGACC
A--

TCAGAGATCACTTAACATCCTTGGGGCCAAGGATGATGATTCTGGGCGTACCAGCTGTTATGACC
CTGACATTCTGGAAACTGATTTCCCAGCCAGTGACATGTGTGATGGTGCCTCAGGGGTTGCTCAG
CCACAGAGGTTAAAAGGGGAAGTTGATCTCTTGTGCCTTGATCAGAAAAATCAAATAACCTAC
CTTA---TGATGCTTCTCCTG---CCACTCAGCAGCCAGCACTACCCTAAC---

AGAGGAAGACAAACCACAACCCTTCTTACTAGTGAAACAGAGTCAACCCACCAACTTGCCTCCA
TGCAGATCAGCAATCCTAGTTCCCTGGCCAACATCGACTTTTATGCCCAAGTAAGTGACATTACA
CCAGCAGGGAGTGTAGTCCTTTCCCAGGCCAAAAGAGCAAGGCAGGGATACCCCATGCGACAT
CATGC---

ATCCAGAAGTGATCTCAGTCTGCCAAGCCAATTACAACCTGGACAGTGCCTACTTCTGTGAGGCA
GATGCCAAAAGTGCAAT-GCTGTGGCCCCTCACATGGAAGCCAAGTCCAATGTAGAG---
CCCAGCTTTAACCTATGAGCCCAGCAC---

CCTTGAGACGTCCCAGCAAGCCTCAGCATTCACCAACCTCACCCACGATGAGCTGCTACTCCAGG
TGCAGAAGAACATTTCGCCATGAGGTCTGGAGGGCAACGTGGGCTATCTACGAGTGGATGACCTC
CCGGGCCAGGAGTACTGAGTGAACCTGGGGGGTTCTGGTGGCTCACGTGTGGAGGAAGCTCAT
GGGCACCTCCGCCTTGGTCTGGATCTTCCGCACTGCACTGGGGGCCACGTCTCCGGCATCCCCTA
CGTCATCTCCTATTTGCATCCCGGGAATACCGTGTGCACGTGGACACCATCTACGATCGGCCCT
CCAACACCACCAGGAGATCTGGACCTTGCCCAAGGTCTGGGAGAGAGGTACAGCGCGGACAAG
GACGTGGTGGTCTCACCAGCAGTCTCACGGGAGGCGTGGCCGAGGACATCGCTACATCTCAA
GCAGATGCGCAGGGCCATCGTGGTGGGTGAGCGCACTGAGGGGGGCGCCCTGGACCTCCAGAA----

ACGACTTCCCCCTGGATGTTTCCCTCCCGCCAGGTGTGGCCTGAGGACCATGTGTTCAATTTCCACG
CCAAGCTTCAACTACACAGGCCATGATTTTCAGCGCTTCTTTACGGACCTTCACTTTGAGGAAGG
CTGGTACATGTGGCTACAGTCACGTGACCTGCTGGCAGGGCTCCCGGCCCTGGCGTAGAAGTAT

ACTGTCTGTATGGCGTGGGCCTGCCACACCCCGCACCTACATCTATGACCACAGCTTCCCCTACA
AAGACCTGTGGCTGCGCTCTATGAGGACGGTGATGACACAGTCGCCACACGCAGCATGGAGCTC
TGTGGCCAGTGGCAGGGCCGCCA-----

TTAGAAAAGATCCAACCAAGCAGATGGGCCAAAAGCAAGGAAGCATGTCACGATGGGCAGATCG
CCAGCCCCGAGAGGAAGGTGGGTCTGAGTGCTGGTCCCCTCTCTGGGAGACAAACATTGAATGAG
CAGAAACCTGTGTGCTCCGAGACTCCTGCAGGTAATGAAGGTCCTACTTGGTTAACCCGAAACAG
CAGCATTCTGAAGGTGAACGAGTGGTTTTCCAGAAGTGGTGAGTTGTAACTTTTTCTGATACA
GACAGCGTGAGGGGCGAATCAGATGCCGAAGTAGCTGGGGCTGTACAAGTTGTCGGTGAAGTAA
GCGGATATTCTGTCTTCCAAGAGAACGGGGCTCCCGGACACAGATGCTTGTCTGCTGTGCTA
TGTCAAAGTGAGACTGTCTGCTCAAACC---

AGAGAGTAATATCAAAGATAAAATATTTGGGAAAACCTTATC---
ATAAGAAGGCAGGCCTCACCAATTTGAACCATGTGACTGAAAATCTAATTCCAGGAGCATTTC
TGCAGAACCACAAATAACACAAGAGCATCCCC-----GGTG-----

CACGGATCCCCGCTCAGCTTGACCACGCCGTATGTGGAGGGCAGCCCCGAGCCGCCCTGCACGA
CTTCTACTGCAGCAAGCTGCTGGATCTGGTCTTCCCTGCTGGACGGCTCCTCCAGGCTGTCTGAGG
CCGAGTTTGAGGTGCTCAAGGCCTTCGTGGTGGGCGCGATGGAGAGGTTGCACATCTCCAGAAG
CGCGTCCGCGTGGCCGTGGTCGAGTACCACGATGGCTCCCACGCCTACATCGAGCTCAGGGCCCG
GAGGCGGCCCTCGGAGCTGCGCCGCCTGGCCGGCCAGGTGAAGTACGCGGGCAGCCGGGTGGCCT
CCGCGAGCGAGGTCTTGAAGTACACCCTCTTCCAGATCTTCGGCAAGGTGGACCGCCAGAAGCC
TCCCGCGTCGCGCTGCTCCTCACCGCCAGCCAGGAGCCCCACGCATGGCCCCGAACCTG-----
CTCCGTTACGTC-----

CAGGGCCTCGCTGTGGGTTTCCAGGCATTTATCAAAAAACAGCCCAAGTACCTCAAGTTGGGAGC
TATTGATGTGGAGCGTCTAAAGAACACACCAGTCAAATCTCCAGAAGGGTCACAGAAAAGGAGT
CCCTCATCTACCAATGATTTAACGGCCACTTTCATTGTTGATGGCATGCATTGTAAATCGTGTGT
GTCAAACATCGAGAGTGCTTTATCTACACTCCAGTATGTAAGCAGCATAGCAGTTTCTTTAGAGA
ATAGGTCTGCCATTGTAAAGTACAATGCCAGCTCTGCCACTCCAGAAGCACTGAGAAAAACAATA
GAGTCTGTTTACCAGGGCAATATAAAGTTAGCATTGCAAGTGATGTTGAAAGTACCTCCAACTC
TC--

CCTCCTCCTCATCTCTTCAAAGGTTCTTTGACATAGTTAGCCAGCCTCTGACTCAAGAAACC
GTGATAAATATTAGTGAATGACTTGTAATCTTGTGTACAGTCTATAGAAGGTTTGATATCAA
AAAGGCCAGGTGTAAATCTATA---
CGAGTCTCCCTTGCAAATAGCACTGGGACTGTTGAGTATGATCCACTGCT-----

GCAGAGTGACTGTCCTTGGCCTGGACCTTGTGACTGTGAACTCTAATCAAGGC-----
-----TCTGTAGAAGGGACACTTGTGACCCTTACTT-AGAATCCAGTTTGGCTTAGTGTG--
---TGAATTGAGAATATTGTTCTGGGATTTGGAATGCAACATTAATCACA-TTAGCGGGCTTACT-
CTAATTTGTGTGTTGGTAGCATGCAA-A-----CATG-
TTTTGTCTGCCCTCTTGCTTCTACTTTCTCCAGGGAAGCCGCCAAAGAGTGTCGACGTAGGAAAA
AGAATATGTCAAATGTCTGGAGAGCCGAGTCGCCGTGCTGGAAGTCCAGAAC-
AAGAAGCTTATAGAGGAGCTGGAAACC-----

TCGAGGGAAAAGYATGGGTGTTCTCTTTGGAGGGCGGTCTACATGCCTTCTACACAAAGAACCA
CAGAAACGTGGAATAGGGTAGCTGACTGCTTGCCCCATGTTTTCTGGTAGATTTTGAATTTGCC
TGTGCTACATCATACATACTTCCAGAACTTCAGGATGGGCTATCTTTTCATGTCTCCATTGCCAG
AAATGATAACATTTACATTTTAGGAGGACACTCGCTTGCCAGTAACACCCGCCCTGCTAATCTGT

ACAGAATAAGGGTTGATCTTCCCCTGGGTATCCCAGC-----
GAGGAGCACTGGGTGGGAGGTGGCAGTGAGGGAGACAGTAGCCACGGGG---
ACGGGTCTGAGTTTGACGAT--GAAGGCATGCTGAGCGACGACCCAGATGGSGCCTGGA---
GTGAGCGAGGCCCTCCAGGATGGGCAGTGCTGGTGTGACAGTCTAAAGAAGCGAAAGGGGACAA
CGAACCGGCCAGCACCCCGGATTCCGATGACAGCCAATCCGTGCAGAATCCAGGCAGGAAGTTCT
TCAGAAAGCCCCGCATTTCTGGGAAGATGACAGAGGTCACCTTGCTGGCAGCAACACAAT---
GGAAGTGCAGAGTGACTCCACGGAAAACCTCCAAGTCTCAGGAGGCTGGTCTCGGCCCATCCACGG
AGGAAAGCGACAGCGACTCTCAGGAGGACAGCACAGACAGCCCGTCCAGGAGGACAGTTCCAAT
GGGCAAGACTCCAGCAGTGAGTCCAGC--GAAGAGGCGGACCGGCCAT

Dipus_sagitta

CTCTTACCATTTCGGCAACGCGTTGGTCATTCTGGCAGTGCTGACCAGCCGCTCGCTACGCGC
ACCACAGAACCTGTTTCTGGTGTGCTGGCTGCGGCGGACATCCTGGTGGCCACGCTTATCATTC
CTTTTTCTCTAGCCAACGAGCTGCTGGGCTACTGGTACTTCCGGCGCACCTGGTGGAGGTCTAC
CTGGCGCTCGACGTGCTCTTCTGCACCTCGTCCATCGTGCACCTGTGCGCCATCAGCCTGGACCGG
TACTGGGCAGTGAGCCGCGCGCTGGAGTAACTCCAAGCGCACCCCGCGCCGCATCAAATGCAT
CATCCTCACGGTGTGGCTCATCGCAGCCATCATCTCGCTGCCGCCCTCATCTACAAGGGCGACCA
GGGCCCCCAAACCCACGAGCGCCCCCAATGCAAGCTCAACCAAGAGGCCTGGTACATCTTGGCCT
CCAGCATCGGGTCTTTTTTGCACCCTGCCTCATCATG-ATCCTCGT-----
TTCATGGACATGGAGTGTTCATGATTCTGAACCCAGCCAGCAGCTGGCCATTGCTGTGCTGTC
CCTCACACTGGGCACCTTACAGTCCTGGAGAACCTTCTGGTGTGTGTGTCATCCTGCACTCAC
GCAGCCTCCGCTGCCGGCCTTCTACCCTTCAATTGGCAGCCTGGCAGTGGCTGACCTCCTGGGCA
GCGTCATTTTTGTCTATAGCTTTGTGACTTCCATGTGTTCCACCGTAAGGATAGCCCCAATGTG
TTTCTGTTCAAACCTGGGTGGGGTACGGCCTCCTTTACAGCCTTCGTAGGCAGCCTGTTCTTAC
GGCCATCGACAGGTACATATCTATTACAGGCCCTGGCCTATAAGAGGATCGTCACCGGCCC?A
AGGCTGTGGTGGCCTTTTGCCTGATGTGGACCATC-----
ATTGCTGTGCTGCCCCTCCTCGGCTGGAAGTGCACCTGATGAAAAGACTGAAGGCTCAGACACGG
ACAGACTTCTAAACAATGATCG---
TCAGAGATCACTTAACATCCTTGGGGCCAAGGATGATGATTCTGGGCGTACCAGCTGTTATGACC
CTGACATTCTGGAAACTGATTTCCCAGCCAGTGACATGTGTGATGGTGCCTCAGGGGTGCTCAG
CCACAGAGGTTAAAAGGGGAAGCTGATCTCTTGTGCCTTGATCAGAAAAATCAAATAACCTAC
CTTA---TGATGCTTCTCCTG---CCACTCAGCAGCCCAGCACTACCCTAAC---
AGAGGAAGACAAACCACAACCCTTCTTACTAGTGAAACAGAGTCAACCCACCAACTGCCTCCA
TGCAGATCAGCAATCCTAGTTCCCTGGCCAACATCGACTTTTATGCCCAAGTAAGTGACATTACA
CCAGCAGGGAGTGTAGTCCTTTCCCCAGGCCAAAAGAACAAGGCAGGGATACCCACATGTGACCT
AATGC---
ATCCAGAAGTGATCTCAGTCTGCCAAGCCAATTACAACCTGGACAGTGCCTACTTCTGTGAGGCA
GATGCCAAAAAGTGCATT-GCTGTGTCCCCTCACATGGAAGCCAAATCACATGTAGAG---
CCCAGCTTTAACCTATGAGCCCAGCAC---
CCTTGAGACGTCCCAGCAAGCCTCAGCCTTACCAACCTCACCCGCGATGAGCTACTGCTCCAGGT
GCAGAAGAACATTCGCCATGAGGTCTGGAGGGCAACGTGGGTATCTACGAGTGGATGACCTCC
CGGGCCAGGAGGTACTGAGTGAACCTGGGGGGTTCCTGGTGGCTCACGTGTGGAGGAAGCTCAT
GGGCACCTCCGCCTTGGTGTGATCTTCGCCACTGCACTGGGGGCCAAGTCTCTGGCATCCCCTA
CGTCATCTCCTATCTGCATCCCGGAATACCGTCGTGCACGTGGACACCATCTACGATCGCCCCTC
CAACACCACCAGGAGATCTGGACCTTGCCAAGGTCTGGGAGAGAGGTACAGTGTGACAAGG
ACGTGGTGGTACTCACCAGCAGTCGCACGGGAGGCGTGGCCGAGGACATCGCCTACATCCTCAAG
CAGATGCGCAGGGCCATCGTGGTGGGTGAACGCACTGAGGGAGGCGCCCTGGACCTCCAGAA-----

ACGACTTCCCCCTGGATGTTTCCCTCCCGCCAGGTGTGGCCTGAGGACCATGTGTTCAATTTCCACG
CCAAGCTTCAACTACACAGCCCATGACTTTCAGCGCTTCTTTACGGACCTTCACTTTGAGGAAGG
CTGGTACATGTGGCTACAGTCACGTGACCTGCTGGCAGGGCTCCAGCACCTGGCGTAGAAGTAT
ACTGTCTGTATGGCGTGGGCCTGCCACACCCCGCACCTACATCTATGACCACAGCTTCCCCTACA
AAGACCCTGTGGCTGCGCTCTATGAGGACGGTGATGACACAGTAGCCACACGCAGCATGGAGCTC
TGTGGCCAGTGGCAGGGCCGCCA-----

TTAGAAAGGATCCAACCAAGCAGATGGGCCAAAAGCAAGGAAGCATGTCACGATGGGCAGATCG
CCAGCCCCGAGAGGAAGGTGGGTCTGAGTGCTGGTCCCCTCTCTGGGAGACAAACATTGAATGAG
CAGAAACCTGTGTGCTCCGAGACTACTGCAGATAATGAAGGTCCTGCTTTGTTAACCCGAAACAG
CAGCATTCTGAAGGTGAACGAGTGGTTTTCCAGAAGTGGTGAGTTGTTAACTTTTGCTGATACA
GACAGCGTGAGGGGTGAATCAAATGCCGAAGTAGCTGAGGCTGTACAAGTTGTTGGTGAGGTAA
GCGGATATTCCTGTTCTCCAAGAGAACSGGTGTCCCGACACGGATCCTTGTCTGCTGTACTA
TGTGAAAGTGAGACAGTCTGCTCCAAACC---

AGAGAGTAATATCAAAGATAAAATATTTGGGAAAACCTATC---
GTAAGAAGGCAGGTCTACCAACTTGAACCATGTGACTGAAAATCTAATTCCAGGAGCATTGCT
GCAGAACCACAAATAACACAGGAGCATCCCT-----GGTG-----

CACGGATGCCCGCTCAGCTCCACCACGCCCTATGTGGAGGACACACCCGAGCCGCCCTGCACGA
CTTCTACTGCAGCAAGCTGCTGGATCTGGTCTTCTGCTGGACGGCTCCTCCAGGCTGTCCGAGG
CCGAGTTTGAGGTGCTCAAGGCCTTCGTGGTGAGCACGATGGAGAGGCTGCACATCTCCAGAAG
CGCATCCGCGTGGCCGTGGTCGAGTACCACGACGGCTCCACGCCTACATCGAGCTCAGGGCCCG
GAAGCGGCCCTCGGAGCTGCGTCATCTCGCCAGCCAGGTGAAGTATGCGGGCAGCCAGGTGGCCT
CCACGAGCGAGGTCTTGAAGTACACCCTCTTCCAGATCTTCGGCAAGGTTGACCGGCCAGAAGCC
TCCCGCGTCGCGCTGCTCCTCACCGCCAGCCAGGAGCCCCACGGATGTCCCGCAACCTG-----
GTCCGTTACGTC-----

CAGGGCTTGGCTGTGGGTTTTCCAGGCATTTATCAAAAAACAGCCTAAGTACCTCAAGTTGGGAGC
TATTGATGTGGAGCGTTTAAAGAACACACCAGTCAAATCTCCAGAAGGGTCACAGAAAAGGAGT
CCCTCATCTACCAATGATTTAACAGCCACTTTCATCGTTGATGGCATGCATTGTAAATCGTGTGT
GTCAAACATCGAGAGTGCTTTATCTACACTCCAGTACGTAAGCAGCATAGCAGTTTTCTTTAGAGA
ATAGGTCTGCCATTGTAAAGTACAATGCCAGCTCTATCACTCCAGAAGTACTGAGAAAAGCAAT
AGAGTCTGTTTACCAGGGCAATATAAAGTTAGCATTGCAAGTGATGTTGAAAGTACCTCCAAC
TCTC---

CCTCCTCCTCATCTCTTCAAAGGTTCTTTGAACATAGTTAGCCAGCCTCTGACTCAAGAAACC
GTGATAAATATTAGTGGAATGACTTGTAATCTTGTGTACAGTCTATAGAAGGTTTGATATCAA
AAAGGCCAGGTGTAAAATCTATA---
CGAGTCTCCCTTGCAAATAGCACTGGGACTGTTGAGTATGATCCACTGCT-----

GCAGAGTGACTGTCCTTGGCCTGGACCTTGTTGACTGTGAACTCTAATCAAGGC-----
-----TCTTGTAGAAGGGACACTTGTGACCCTTACTT-AGAATCCAGTTTGGCTTAGTGTG--
---TGAATTGAGAATATTGTTCTGGGATTTGGAATGCAACATTAATCACA-TTAGCGGGCTTACT-
CTGATTTGTGTGTTGATAGCATGCAA-A-----CATG-

TTTTGTCTGCCCTCTTGCTTCTACTTCTCCAGGGAAGCCGCCAAAGAGTGTGACGTAGGAAAA
AAGAATATGTGAAATGTCTCGAGAGCCGAGTCGCAGTGCTGGAAGTCCAGAAC-
AAGAAGCTTATAGAGGAACCTGGAGACC-----
ATTTATATCATGTCTATTGTTTGCAAGAACAACAAAAAGTTACTTTCCACTGTACAGAGAAAG

ACTTAGTAGGAGATGTTCCCTGAAGGTACATACGGTCATTCCATTGATGTGGTGTATAGTCGAGG
GAAAAGTATGGGTGTTCTCTTTGGAGGGCGGTCTACATGCCTTCTACCCAAAGAACCACAGAAA
CATGGAATAGGGTAGCTGACTGCTTGCCCATGTTTTCTGGTAGATTTTGAATTTGCGTATGCT
ACATCATACATACTTCCAGAACTTCAGGATGGGCTATCTTTTCATGTTTCCATTGCCAGAAGTGA
TACCATTTACATTTTAGGAGGACACTCGCTTGCCAGTAATATCCGCCCTGCTAATCTGTACAGAA
TAAGGGTTGATCTTCCCCTGGGTAGCCAGCTGTTACTTGCACAATTTTAGAGGAGCGTTGGGTG
GGAGGCGGCAGTGAGGGAGACAGTAGCCACGGGG---ACGGGTCTGAGTTTGATGAT---
GAAGGCATGCTGAGCGACGACCCCGATGGCACCTGGA---
GTGAGCGAAGCCCCTCCAGGATGAGCAATGCTGGTGTGAGGTCTAAAGAAGCTAAAGGAGACAA
CGAACCGGCCAGCACTCTGGATTCCGATGACAGCCAATCTGTGCAGAATCCAGGCAGGAAGTTCT
TCAGAAAGCCCCGATTTCTGGAGAAGATGACAGAGGTCACCTTGCTGACAGCAACACAAT---
GGAAGTCCAGAGTGACTCCACAGAAAACCTCCAGGTCTCAGGAGGCTGGCCTGGGCCAATCCAGGG
ACGAAAGTGACAGCGACTCTCAGGAGGACAGCACAGAGAGTCCGTCCAGGAAGACAGTTCCAA
TGGACAAGACTCCAGCAGTGAGTCCAGC---GAAGAGGCTGACCGGCCAT

Allactodipus bobrinskii

CTCTTACCATTTTCGGCAACGCTCTGGTCATTCTGGCTGTGATGACCAGCCGCTCGCTACGCGCG
CCACAGAACCTGTTTCTGGTGTGCTGGCTGCTGCGGACATCCTGGTGGCCACGCTTATCATTTCC
TTTTTCTCTAGCCAACGAGCTGCTGGGCTACTGGTACTTCCGGCGCACTTGGTGGGAGGTCTACC
TGGCGCTCGACGTGCTCTTCTGCACCTCGTCCATCGTGCACCTGTGTGCCATTAGTCTGGACCGGT
ACTGGGCAGTGAGCCGCGCGCTAGAGTACAACCTCAAGCGCACCCCGCGCCGCATCAAATGCATC
ATCCTCACCGTGTGGCTCATCGCAGCCATCATCTCGCTGCCGCCCTCATCTACAAGGGCCGATCAG
GGCCCCCAAACCCACGAGCGCCCCCAGTGCAAGCTCAACCAAGAGGCCTGGTACATCTTGGCCTC
CAGCATCGGGTCTTTTTTTGACCCTGCCTCATCATG-ATCCTCGT-----
TTCATGGACATGGAGTGCTTCATGATTCTGAACCCAGCCAGCAGCTGGCCATCGCTGTGCTGTC
CCTCACACTGGGCACCTTACAGTCCTGGAGAACCTGTTGGTGTGCTGTGTGCATCCTGCACTCCC
GCAGCCTCCGCTGCCGGCCTTCTACCACTTCATTGGCAGCCTGGCAGTGGCTGACCTCCTGGGCA
GCGTCATTTTTGTCTACAGCTTTGTGACTTCCATGTGTTCCACCGTAAAGATAGCCCCAATGTG
TTTCTGTTCAAACCTGGGTGGGGTACGGCCTCCTTACAGCCTCCGTAGGCAGCCTGTTCCCTCAC
RGCCATCGACAGGTACATCTCTATTACAGGCCCTGGCCTATAAGAGGATCGTCACCAGACCCA
AGGCTGTGGTGGCCTTTTGTCTGATGTGGACCATCGCAATTGTCATTGCTGTGCTCCCCCTCCTC
GGATGGAAGTGCACCTGATGAAAAGACTGAAGGATCAGACACGGACAGACTTCTAAACAATGAC
CA---
TCAGAGATCACTTAACATCCTTGGGGCCAAGGATGATGATTCTGGGCGTACCAGCTGTTATGACC
CTGACATTCTGGAAACTGATTTCCCATCCAGTGACATGTGTGATGGTGCCTCAGGGGTTGCTCAG
CCACAGAGGTTAAAAGGGGAAGCTGATCTCTTGTGCCTTGATCAGAAAAATCAAATAACCTAC
CTTA---TGATGCTTCTCCTG---CCACTCAGCAGCCAGCATTACCCTAAC---
AGAGGAAGACAAACCACGGCCACTTCTTACTAGTGAAACAGAGCCAACCCACCAACTTGCTTCCA
TGCAAATCAGCAATCCTAGTTCCCTGGCCAACATTGACTTTTATGCCCAAGTAAGTGACATTACA
CCAGCAGGGAGTGTAGTCCTTTCTCCAGGCCAAAAGAATAAGGCAGGGATACCCCCATGCGACAT
CATGC---
ATCCAGAAGTGATCTCAGTCTGCCAAGACAATTACAACATGGACAATGCCTACTTCTGTGAGGCA
GATGCCAAAAGTGCAAT-GCTGTGGCCCCCTCACATGGAAGTCAAATCACATGTAGAA---
CCCAGCTTTAACCTATGAGCCCAGCAC---
CCTGGAGACTGCCAGCAAGCCTCAGCATTCGCCAACCTCACCCACGATGAACTGCTGATCCAGC
TGCAGAAGAATATTCACCATGAGGTCTTGAGGGCAACGTGGGTTATCTACGAGTGGATGACCTC
CCGGGCCAGCAGGTACTGAGTGAACCTGGAGGGTTCTGGTGGCTCACGTGTGGAAGAAGCTCAT

GGGCACCTCCGCCTTGGTGCTGGATCTTCGCCACTGCACTAGAGGCCACGTCTCTGGCATCCCCTA
TGTCGTCTCCTATCTGCACCCCGGAATACCGTCGTGCACGTGGACACCATCTATGATCGCCCCTC
CAACACCACCACGGAGATCTGGACCTTGCCCAAGGTCCTGGGAGAGAGGTACAGTGCCGACAAGG
ACGTGGTGGTTCTCACCAGCAGTCGCACAGGCGGTGTGGCTGAGGACATCGCCTACATCCTCAAG
CAGATGCGCAGGGCCATTGTGGTGGGAGAGCGGACTGAGGGGGGCGCCCTGGACCTCCAGAA-----

ACGACTTCCCCCTGGATGTTTCCCTCCCGCCAGGTGTGGCCTGAGGACCATGTGTTTCAATTTCCACG
CCAAGCTTCAACTACACAGGCCATGACTTTCAGCGCTTCTTTACGGACCTTCACTTTGAGGAAGG
CTGGTACATGTGGCTACAGTCACGTGACCTGCTGGCAGGACTCCAGCACCTGGTGTAGAAGTAT
ACTGTCTGTATGGCGTGGGTCTGCCCACACCTCGCACCTACATCTATGACCACAGCTTCCCCTACA
AAGACCTGTGGATGCACTCTATGAGGACGGTGTATGACACAGTAGCCACACGCAGCATGGAGCTC
TGTGGCCAGTGGCAGGGCCGCA-----

TTAGAAAGGTTCCAACAAACCAGATGGGCCAAAAGTAAGGAAGCATGTCATGATGGGCAGATTG
CCAGCACCGAGAGGAAAGTGGGTGTGAGTGTGGTCCCCTCTCTGGGAGACTAGCATTGAATGAA
CAGAAATCTCTGTGTGCCGAGACTCCTGCAGATAACGAAGATCTTGCTTGCTTAACCCGAAACAG
CAGCATTCTGAAAGTGAACGAGTGGTTTTCTAGAAGTGTGAGTTGTTAACT-----
GATACAAACAGCATGAGGGGTAAATCAAATGCTGAAGTAACTGGGGCATTAGAAGTTTTCAATA
AAGTAAGCGGATATTCCTATTCTTCCAAGAAAATGGGTGTCCCAGACACTGATCCTTGTCTGCT
TACTGTGTCAAAGTGAGACAGTCTGCTCCAAACC---

AGAGAGTAATATCAAAGATAAAAATATTTGGGAAAATCTATC---
ATAAGAAGGCAGGCCCTTCCCAACTTGAACCATGTGACTGAAAATCTAATTCCAGGAGCATTGTGCT
GCAGAACGACAAATAACACAAGAGCATTCTCT-----GGTG-----
CACAGATGTCCCAATCAACCCTACCACCCCGTATGTAGAAGACACACCCGAGCCGCCCTGCATG
ACTTCTACTGCAGTAAGCTGCTGGATCTGGTCTTCTCTGCTGGACGGCTCCTCCCAGCTGTCTGAG
GCTGAGTTTGAAGTGTCAAGGCGTTTGTGGTAAGCATGATGGAGAGGCTGCACATCTCGCAGA
AGCGCATCCGCGTGGCCGCTGTTGGAGTACCACGATGGCTCCCACGCCTACATTGAGCTCAAGGCC
CGCAAACGGCCCTCAGAGCTGCGACAGATTGCCAGCCACGTGAAGTACGCTGGCAGCCAGGTGGC
CTCCACTAGCGAGGTCTTGAAGTACACCTGTTTCAAATATTTGGCAACATTGACCGGCCAGAAG
CTTCCCGCATCACACTGCTCCTCACTGCCAGCCAGGAGCCCCACGGATGGTCAGGAACCTG-----
--GTCCGCTACGTC-----

CAGGGCTTGGCTGTGGGCTTCCAAGCATTATCAAAAAACAGCCCAAGTACCTCAAGTTGGGAGC
TATTGATGTGGAACGTCTAAAGAACACACCAGTCAAATCTCCAGAAGGGTCACATAAAAGGAGC
CCTTCATCTACCAATGATTTAACGACCACTTTCATCGTTGATGGCATGCATTGTAAATCGTGTGT
GTCAAACATTGAGAGTGCTTTATCTACACTCCAGTATGTAAGCCGCATAGCAGTTTCTTTAGAGA
ATAGGTCTGCCATCGTAAAGTACAATGCCAGCTCTGCCACTCCAGAAACACTGAGAAAAGCAATA
GAGTCCGTTTCACCAGGGCAATATAAAGTTAGCATTGCAAGTGTGTTGAAAGTACCTCCAACCTC
TC---

CCTCCTCCTCATCTCTTCAAAGGTTCTTTGAACATAGTTAGCCAGCCTCTGACTCAAGAACT
GTGATAAATATTAGTGAATGACTTGTAAATCTTGTGTACAGTCGATAGAGGGAATGATATCAA
AAAGGCCAGGTGTAAAATCTATA---
CGAGTCTCCCTTGCAAATAGCACTGGGACTGTTGAGTATGATCCACTGCT-----

GCAGAGTGACTGTCCTTGGCCTGGACCTTGTTGACTGTGAA--CTAATCAAGGC-----
-----TCTTGTAGAAGGGACACTTGTGACCTTACTT-AGAATCCAGTTTGGCTTAGTGTG---
---TGAATTGAGAATATTGTTCTGGGATTTGGAATGCAACATTAATCACA-TTAGCAGGCTTACT-

CTCATTGTGTGTTGATAGCATGCAA-A-----CATG-
TTTTGTCTGCCCTCTTGCTTCTAATTTCTCCAGGGAAGCCGCCAAAGAATGTCGACGTAGGAAAA
AAGAGTATGTCAAATGTCTGGAGAGCCGAGTCGCAGTGCTGGAAGTCCAGAAC-
AAGAAGCTTATAGAGGAGCTGGAAACC-----
ATTTATTTTCATATCTATCGTTTTGCGTGAACAACAAAACATATACTTTCCATTGTACAGAGAAAG
ACTTGGTAG---ATGTTCCCAAAGATAGATATGGCCATTCCATTGATGTG---
TGTAGTTGTGGGAAAAGTATGGATGTTCTCTTTGGAGACCAGTCTACATGCCTTTTTCCCAAAG
AACTACAGAAACATGGGGTAGGGTAGCTGACTGCCTGCTCCGTGTTTTTCTGATGGATTTTGAAT
TTGGGTGTGCTACATCATACATTATTCCAGAAC-----
AGCTATCTTTTCATGTCTCTGTTGCCAGAAATGATACCATTACATTTTCAGGAGGACACTCACTT
GTGAACAACATCCG?CCTGCCGATCTGTACAGAATAAGGGTTGATTGTCCCCTGGGTAGCCCAGC
TGTGAGT-----GAGGAGCATTGGGTGGGAGGTGGCAGTGAGGGAGACAGTAGCCACGGGG---
ATGGGTCTGAGTTTGTGATGAT---GAAGGAATGCTGAGTGACGACCCAGATGGCGCCAGGA---
GTGAGCGAAGCCCCTCCAGGATGAGCAGTGCTAGTGTGAGGTCCAAAGAATCGAAAGGGGACAA
TGAACCGGCCGGCCTCCTCATTGGGATGACAGCCAATCCGTGCAGAACCCAGGCAGGAAGTTST
TCAGGAAGCCGCGCATCTCTGAGGAAGACGACAGAGGTCACCTTACTGACAGCAACACTAT---
GGAAGTCCAGAGTACTCAACCGAACACTCCAAGTCTCAGGAAGCTGCTCTCAGCCAATCCAGGG
AGGAAAGTGACAGCGACTCTCAGGAGGACAGCACAGAGAGTCCGTCCAGGAAGACAGTTCAA
TGACAGGACTCCAGCAGTGAGTCCAGC---GAGGAAGTGGACCGGCCAT

Allactaga_bullata

CTCTTACCATTTTCGGCAACGCGCTGGTCATTCTGGCTGTGATGACCAGCCGCTCGCTACGCGC
ACCACAGAACCTGTTTCTGGTGTGCTGGCTGCTGCGGACATCCTGGTGGCCACGCTTATCATTC
CTTTTTCTCTAGCCAACGAGCTGCTGGGCTACTGGTACTTCCGGCGCACTTGGTGCAGGTCTAC
CTGGCGCTCGACGTGCTCTTCTGCACCTCGTCCATCGTGCACCTGTGTGCCATCAGTCTGGACCG
TACTGGGCAGTGAGCCGCGCGCTAGAGTACAACCTCCAAGCGCACCCCGCGCCGCATCAAATGCAT
CATCCTCACCGTGTGGCTCATCGCAGCCATCATCTCACTGCCGCCCTCATCTACAAGGGCGATCA
GGGCCCCAAACCACGAGCGCCCCAATGCAAGCTCAACCAAGAGGCCTGGTACATCTTGGCCT
CCAGCATCGGGTCTTTTTTGCACCCTGCCTCATCATG-ATCCTCGT-----
TTCATGGACATGGAGTGCTTCATGATTCTGAACCCAGCCAGCAGCTGGCCATCGCTGTGCTGTC
CCTCACACTGGGCACCTTACAGTCTGGAGAACCTGCTGGTGTGTGTGTCATCTGCACTCAC
GCAGCCTCCGCTGCCGGCCTTCTTACCCTTCACTTGGCAGCCTGGCAGTGGCTGACCTCCTGGGCA
GYGTCATTTTTGTCTACAGCTTTGTCGACTTCCATGTGTTCCACCGTAAAGATAGCCCCAATGTG
TTTTCTGTTCAAGCTGGGCGGGGTCACRGCCTCCTTACAGCCTCCGTAGGCAGCCTGTTCTCAC
GGCCATCGACAGGTACATATCCATTACAGGCCCTGGCCTATAAGAGGATCGTCACCAGGCCCA
AGGCCGTGGTGGCCTTTTGTCTGATGTGGACCATCGCAATTGTCATTGCTGTGCTGCCCTCCTC
GGATGGAAGTGCACCTGATGAAAAGACTGAAGGATCAGATACGGACAGACTTCTAAACAATGAC
CA---
TCAGAGATCACTTAACATCCTTGGGGCCAAGGATGATGATTCTGGGCGTACCAGCTGTTATGACC
CTGACATTCTGGAAACTGATTTCCCATCCAGTGACATGTGTGATGGTGCCTCAGGGGTGCTCAG
CCACAGAGGTTAAAAGGGGAAGCTGATCTTGTGCCTTGATCAGAAAAATCAAATAACCTAC
CTTA---TGATGCTTCTCCTG---CCACTCAGCAGCCAGCATTACCCTAAC---
AGAGGAAGACAAACCACGGCCACTTCTTACTAGTGAAACAGAGTCAACCCACCAACTTGCTTCCA
TGCAAATCAGCAATCCTAGTTCCCTGGCCAACATTGACTTTTATGCCAAGTAAGTGACATTACA
CCAGCAGGGAGTGTAGTCTTTCTCCAGGCCAAAAGAGTAAGGCAGGGATACCCCATGCGACAT
CATGC---
ATCCAGAAGTGATCTCAGTCTGCCAAGACAATTACAACATGGACAATGCGTACTTCTGTGAGGTA

GATGCCAAAAAGTGCATT-GCTGTGGCCCCTCACATGGAAGTCAAATCACATGTAGAA---
CCCAGCTTTAACCTATGAGCCCAGCAC---
CCTTGAGACTGCCAGCAAGCCTCAGCATTCGCCAACCTCACCCACGATGAACTGCTGATCCAGC
TGCAGAAGAATATTCACCATGACGTCTTGAGGGCAACGTGGGTATCTACGAGTGGATGACCTC
CCGGGCCAGGAGTACTGAGTGAACCTGGGGCATTCTGGTGGCTCACGTGTGGAAGAAGCTCAT
GGGCACCTCCGCCTTGGTGTGGATCTTCGCCACTGCACTAGAGGCCACGTCTCTGGCATCCCCTA
TGTCGTCTCCTATCTGCACCCCGGAATACCGTCGTGCACGTGGACACCATCTATGATCGCCCCTC
CAACACCACCACGGAGATCTGGACCTTGCCCAAGGTCCTGGGAGAGAGGTACAGTGTGACAAGG
ACGTGGTGGTTCTCACCAGTAGTCGCACAGGGGGGTAGCYGAGGACATCGCCTACATCCTCAAG
CAGATGCGCAGGGCCATCGTGGTGGGGAGCGGACGGAGGGGGGCGCCCTGGATCTCCAGAA-----

ACGACTTCCCCCTGGATGTTTCTTCCCGCCAGGTGTGGCCTGAGGACCATGTGTTTCAATTTCCAC
GCCAAGCTTCAACTACACAGGCCATGACTTTCAGCGCTTCTTTACGGACCTTCACTTTGAGGAAG
GCTGGTACATGTGGCTACAGTCACGTGACCTGCTGGCAGGCCTCCAGCACCTGGTGTAGAAGTA
TACTGTCTGTATGGCGTGGGTCTGCCACACCTCGCACCTACATCTATGACCACAGCTTCCCCTAC
AAGGACCCTGTGGCTGCACTCTATGAGGACGGTGTGACACAGTAGCCACACGCAGCATGGAGCT
CTGTGGCCAGTGGCAGGGCCGCCA-----

CTAGAAAGTTCCAACAAAGCAGATGGACCAAAGTAAGGAAGCATGTCATGATGGGCAGATTG
CCAGCACCGAGAGGAAAGTGGGTCTGAGTGTGGTCCCCTTTCTGGGAGACTAGCATTGAATGA
ACAGAAATCTCTATGTGCCGAGACTCCTGCAGATAACGAAGATCTTGCTTGCTTAACCCGAAACA
GCAGCATTCTGAAAGTGAACGAGTGGCTTTCCAGAAGTGATGAGTTGTTAACT-----
GATACAAACAACATGAGGGGTAAATCAAATGCTGAAGTAACTGGGGCATTAGAAGTTTTCAATA
AAGTAAGCGGAAATTCCTATTCTTCCAAGAAAATGGGTGTATCAGACACTGATCCTTGTCTCTGT
TACTGTGTCAAAGTGAGACAGTCTGCTCCAAACC---

AGAGAGTAATATCAAAGATAAAATATTTGGGAAAATCTATC---
ATAAGAAGGCAGGCCTCCCCAACTTGAACCATGTGACTGAAAATCTAATTCCAGGAGCATTGTCT
ACAGAACGACAAATAACACAAGAGCATTCTCT-----GGTG-----
CACAGATGTCCCAGTCAGCCCTACCACCCCGTATATAGAAGACACACCCGAGCCGCCCTGCACG
ACTTCTACTGCAGTAAGCTGCTGGATCTGGTCTTCTCTGCTGGACGGCTCCTCCCAGCTGTCTGAG
GCTGAGTTTGAAGTGTCAAGGCGTTTGTGGTCAGCACCATGGAGAGGCTGCACATCTCGCAGAA
GCGCATCCGCGTGGCCGTCTGGAGTATCACGATGGTTCCCACGCCTACATCGAGCTCAAGACCC
GGAAACGGCCCTCAGAGCTGCGACACATTGCCAGCCACGTGAAGTACGCTGGCAGCCAGGTGGCC
TCCACCAGCGAGGTGTTGAAGTACACCCTGTTTCAAATATTCGGCAACATTGATCGGCCGGAAGC
TTCCCGCATCACGCTGCTCCTCACCGCCAGCCAGGAGCCCCCGGGATGGTCAGGAACCTG-----
GTCCGCTACGTC-----

CAGGGCTTGGCTGTGGGCTTCCAAGCATTATCAAAAAACAGCCCAAGTACCTCAAGTTGGGAGC
TATTGATGTGGAACGTCTAAAGAACACACCAGTCAAATCTCCAGAAGGGTCACATAAAAGGAGC
CCTTCATGTACCAATGATTTAACGACCACTTTCATCGTTGATGGCATGCATTGTAAATCGTGTGT
GTCAAACATTGAGAGTGCTTTATCTACACTCCAGTATGTAAGCCACATAGCAGTTTCTTTAGAGA
ATAGGTCTGCCATCGTAAAGTACAATGCCAGCTCTGCCACTCCAGAAACACTAAGAAAAGCAATA
GAGTCTGTTTCACCAGGGCAATATAAAGTTAGCATTGCAAGTGTGTTGAAAGTACCTCCAATCTC
TC---

CCTCCTCCTCATCTCTTACAAGGTTCTTTGAACATAGTTAGCCAGCCTCTGACTCAAGAACT
GTGATAAATATTAGTGAATGACTTGTAATCTTGTGTACAGTCGATAGAGGGAATGATATCAA
AAAGGCCAGGTGTAATAATCTATA---

CGAGTCTCCCTTGCAAATAGCACTGGGACTGTTGAATATGATCCACTGCT-----

GCAGAGTGACTGTCCTTGGCCTGGACCTTGTGACTGTGAA--CTAACCAAGGC-----
-----TCTTGTAGAAGGGACACGCGTGGTCTTACTT-AGAACCCAGTTTGGCTTAGTGTG---
---TGAATTGAGAATATTGTTCTGGGATTTGGAATGCAACATTAATCACAT-TTAGCAGGCTTACT-
CTAATTTGTGTGTTGATAGCATGCAA-A-----CATG-
TTTTGTCTGCCCTTCTGCTTCTACTTTCTCCAGGGAAGCCGCCAAAGAATGTCGACGTAGGAAAA
AAGAGTATGTCAAATGTCTGGAGAGCCGAGTCGCAGTGCTGGAAGTCCAGAAC-
AAGAAGCTTATAGAGGAGCTGGAAACC-----
ATTTATTTTCATATCTATCGTTTGCATGAACAACAAAACATATACTTTCCATTGTACAGAGAAAAG
ACTTGGTAG---
ATGTTCCCAAAGATAGATATGGCCATTCCATTGATGTGGTGTATAGTTGTGGGAAAAGTATGGA
TGTTCTCTTTGGAGACCAGTCTACATGCCTTCTCCCAAAGAACCACAGAAACATGGGGTAGGG
TAGCTGACTGCCTGCTCCGTGTTTTTCTGGTGGATTTTGAATTTGGGTGTGCTACATCATACTT
CTTCCAGAAC-----
AGCTATCTTTTCATGTCTCTGTTGCCAGAAATGATACCATTACATTTTCAGGAGGACACTCACTT
GTG---
AATATCCA?CCTGCCGATCTGTACAGAATAGGGGTTGATCGTCCCCTGGGTAGCCCAGCTGTGAG
TTGCACAATCTTAGAGGAGCAGTGGGTGGGAGGTGGCAGTGAGGGTGACAGTAGCCACGGGG---
ACGGGTCTGAGTTTGATGAT---GAAGGAATGCTGAGTGATGACCCAG---GCGCCAGGA---
GCGAGCGAAGTCCCTCCAGGATGAGCAGTGCTGGTGTGAGGTCCAAAGAATCGAAAGGGGACAA
TGAGCCTGCCGGCACTCCTCATTGGGATGACAGCCAATCCGTGCAGAACCAGGCAGGAAGTTCT
TCAGGAAGCCCCGCATCTCTGAGGAAGATGACAGAGGTCACCTTGTGACAGCAACACTAT---
GGAAGTCCAGAGTGACTCCACCGAACACTCCAAGTCTCAGGAAGCTGCTCTCAGCCAATCTAGGG
AGGAAAGCGACAGCGACTCTCAGGAGGATAGCACAGAGAGTCCGTCCCAGGAAGACAGTTCAA
TGGACAGGACTCCAGCAGTGAGTCCAGC---GAGGAAGTGGACAGGCCAT

Stylodipus_andrewsi

CTCTTACCATTTCGGCAACGCGTTGGTCATTCTGGCAGTGTTGACCAGCCGCTCGCTACGCGC
ACCACAGAACCTGTTTCTGGTGTGCTGGCTGCGGCGGACATCCTGGTGGCCACGCTTATCATTC
CTTTTTCTTAGCCAACGAGCTGCTGGGCTACTGGTACTTCCGGCGCACCTGGTGGGAGGTCTAC
CTGGCGCTCGACGTGCTCTTCTGCACCTCGTCCATCGTGCACCTGTGCGCCATCAGCCTGGACCGG
TACTGGGCAGTGAGCCGCGCGCTGGAGTACAACCTCCAAGCGCACCCCGCGCCGCATCAAATGCAT
CATCCTCACCGTGTGGCTCATCGCAGCCATCATCTCGCTGCCGCCCTCATCTACAAGGGCGACCA
GGGCCCCCAAACCACGAGCGCCCCCAATGCAAGCTCAACCAAGAGGCCTGGTACATCTTGGCCT
CCAGCATCGGGTCTTTTTTTGCACCCTGCCTCATCATG-ATCCTCGT-----
TTCATGGACATGGAGTGTTCATGATTCTGAACCCAGCCAGCAGTTGGCCATTGCTGTGCTGTC
CCTCACACTGGGCACCTTACAGTCCTGGAGAACCTTCTGGTGTGTGTGTCATCCTGCATTAC
GCAGCCTCCGCTGCCGGCCTTCTTACCCTTCAATTGGCAGCCTGGCAGTGGCTGACCTCCTGGGCA
GCGTCATTTTTGTCTACAGCTTTGTGACTTCCATGTGTTCCACCGTAAGGATAGCCCCAATGTG
TTTCTGTTCAAACCTGGGTGGGGTACGGCCTCCTTACGGCCTCCGTAGGCAGCCTGTTCTCAC
GGCCATCGACAGGTACATATCTATTCACAGGCCCTGGCCTATAAGAGGATCGTACCAGGCCCA
AGGCCGTGGTGGCCTTTTGCCTGATGTGGACCATCGCAATTGTCATTGCTGTGCTGCCCTCCTC
GGCTGGAAGTGCACCTGATGAAAAGACTGAAGGCTCAGACACGGACAGACTTCTCAACAATGACC
A---
TCAGAGATCACTTAACATCCTTGGGGCCAAGGATGATGATTCTGGGCGTACCAGCTGTTATGACC
CTGACATTCTGGAAACTGATTTCCAGCCAGTGACATGTGTGATGGTGCCTCAGGGGTTGCTCAG

CCACAGAGGTTAAAAGGGGAAGCTGATCTCTTGTGCCTTGATCAGAAAAATCAAATAACCTAC
CTTA---TGATGCTTCTCCTG---CCACTCAGCAGCCCAGCACTACCCTAAC---
AGAGGAAGACAAACCACAACCCTTCTTACTAGTGAAACAGAGTCAACCCACCAACTTGCCTCCA
TGCAGATCAGCAATCCTAGTTCCCTGGCCAACATCGACTTTTATGCCCAAGTAAGTGACATTACA
CCAGCAGGGAGTGTAGTCCTTTCCCCAGGCCAAAAGAGCAAGGCAGGGATACCCCATGCAACAT
CATGC---
ATCCAGAAGTGATCTCAGTCTGCCAAGCCAATTACAACCTGGACAGTGCCTACTTCTGTGAGGCA
GATGCCAAAAAGTGCATT-GCTGTGGCCCTCACATGGAAGCCAAGTCACATGTAGAG---
CCCAGCTTTAACCTATGAGCCCAGCAC---
CCTTGAGACGTCCCAGCAAACCTCAGCATTACCAACCTCACCCACGATGAACTGCTGCTCCAGG
TGCAGAAGAACATTTCGCCATGAGGTCTGGAGGGCAACGTGGGTATCTACGAGTGGATGACCTC
CCAGGCCAGGAGTACTGAGTGAACCTGGGGAGTTCCTGGTGGCTCACGTGTGGAGGAAGCTCAT
GGGCACTTCTGCCTTGGTACTGGATCTTCGCCACTGCACGGGGGGCCACGTCTCTGGCATCCCCT
ATGTCATCTCCTATCTGCATCCCGGAATACCGTCGTGCACGTGGACACCATCTACGACCGCCCCT
CCAACACCACCGGAGATCTGGACCTTGCCCAAGTCTGGGAGAGAGGTACAGCGCTGACAAG
GACGTGGTGGTACTCACCAGCAGTCGCACGGGGGGCGTGGCCGAGGACATCGCTACATCCTCAA
GCAGATGCGCAGGGCCATCGTGGTGGGCGAGCGCACGGAGGGGGTGCCTGGAT?TGCAGAA----

ACGACTTCCCCCTGGATGTTTCCCTCCCGCCAGGTGTGGCCTGAGGACCATGTGTTCAATTTCCAGC
CCAAGCTTCAACTACACAGGCCATGACTTTCAGCGCTTCTTTACGGACCTTCACTTTGAGGAAGG
CTGGTACATGTGGCTACAGTCACGTGACCTGCTGGCAGGGCTCCCGGCACCTGGCGTAGAAGTAT
ACTGTCTGTATGGCGTGGGCCTGCCACACCCCGCACCTACATCTATGACCACAGCTTCCCCTACA
AAGACCTGTGGCTGCGCTCTATGAGGACGGTGTATGACACAGTAGCCACACGCAGCATGGAGCTC
TGTGGCCAGTGGCAGGGCCGCCA-----

CTAGAAAGGATCCAACCAAGCAGATGGACCAAAGCAAGGAAGCATGTCACGATGGGCAGATCG
CCAGCCCCGAGAAGAAGGTGGGGCTGAGTGCTGGTCCCCTCTCTGGGAGACAAACATTGAATGAG
CAGAAACCTGTGTGCTCCGAGAATCCTGCAGGTAATGAAGGTCCTGCTTGGGTAACCCGAAACAG
CAGCATTCTGAAGGTGAATGAGTGGTTTTCCAGAAGTGGTGAAGTTGTTAACTTTTGTGATAACA
GACAGCGTGAGGGGTGAATCAAATGCCGAAGTAGCTGGGGCTGYACAAGTTGTTGGTGAAGTAA
GYGGGTATTCTGCTCTTCCAAGAGAACGGGCGTCCCGGACACAGATCCTTGTCTGCTGTACTA
TGTCAAAGTGAGACCGTCTGCTCAAACC---
AGAGAGTAATATCAAAGATAAAATATTTGGGAAAACCTATC---
ATAAGAAGGCAGGCCTCACCAACTTGAACCATGTGACTGAAAATCTAATTCCAGGAGCATTGCT
GCAGAACCACAAATAACACAAGAGCATCCCT-----GGTG-----
CACAGATGCCCCGCTCAGTCAACCACGCCCTATGTGGAGGACACCCCCGAGCCACCCCTGCACGA
CTTCCACTGCAGCAAGCTGCTGGATCTGGTCTTCTGCTGGACGGCTCCTCCAGGCTGTCCGAGG
CCGAGTTTGAGGTGCTCAAGGCCTTCGTGGTGAAGCGGATGGAGAGRCTGCACATCTCCAGAAG
CGCATCCGCGTGGCCGTGGTCGAGTACCACGACGGCTCCACGCCTACATCGAGCTCAGGGCCCG
GAAGCGGCCCTCGGAGCTGCGCCACCTTGCCGGCCAGGTGAAGTATGTGGGCAGCCAGGTGGCCT
CCACGAGTGAGGTCTTGAAGTACACCCTCTTCCAGATCTTTGGCAAGGTCGACCGGCCAGAAGCG
TCCCGCTGCGCTGCTCCTCACCGCCAGCCAGGAGCCCCACGCATGGCCCGCAACCTG-----
GTCCGTTACGTC-----
CAGGGCTTGGCTGTGGGTTTTCCAGGCATTTATCAAAAAACAACCCAAGTACCTCAAGTTGGGAGC
TATTGATGTGGAGCGTCTAAAGAACACACCAGTCAAATCTCCAGAAGGGTCACAGAAAAGGAGT
CCCTCATTTACCAATGATTTAACGGCCACTTTCATCGTTGATGGCATGCATTGTAAATCGTGTGT

GTCAAACATCGAGAGTGCTTTATCTACACTCCAGTACGTAAGCAGCATAGCAGTTTCTTTAGAGA
ATAGGTCTGCCATTGTAAAGTACAATGCCAGCTCTGCCACTCCAGAAGCACTGAGAAAAGCAATA
GAGTCTGTTTCACCAGGGCAATATAAAGTTAGCATTGCAAGTGATGTTGAAAGTACCTCCAAC
TC---
CCTCCTCCTCATCTCTTCAAAGGTTCTTTGAAACATAGTTAGCCAGCCTCTGACTCAAGAACT
GTGATAAATATTAGTGAATGACTTGTAATCTTGTGTACAGTCTATAGAAGGTTTGATATCAA
AAAGGCCAGGTGTAATACTATA---
CGAGTCTCCCTTGCAAATAGCACTGGGACTGTTGAGTATGATCCACTGCT-----

GCAGAGTGACTGTCCTTGGCCTGGACCTTGTGACTGTGAACTCTAATCAAGGC-----
-----TCTTGTAGAAGGGACACTTGTGACCCTTACTT-AGAATCCAGTTTGGCTTAGTGTG--
---TGAATTGAGAATATTGTTCTGGGATTTGGAATGCAACATTAATCACA-TTAGCGGGCTTACT-
CTAATTTGTGTGTTGATAGCATGCAA-A-----CATG-
TTTTGTCTGCCCTCTTGCTTCTACTTTCTCCAGGGAAGCCGCCAAAGAGTGTGACGTAGGAAAA
AAGAATATGTCAAATGTCTCGAGAGCCGAGTCGCAGTGCTGGAAGTCCAGAAC-
AAGAAGCTTATAGAGGAACTGGAAACC-----
ATTTATATCATGTCTATTGTTTGAAGAACAACAAAAARTTACTTTCCACTGTACAGAGAAAG
ACTTAGTAGGAGATGTTCTGAAGGTAGATACGGTCATTCCATTGATGTGGTGTATAGTGCAGG
GAAAAGTATGGGTGTTCTCTTTGGAGGGCGGTCTACATGCCCTTCTACCCAAAGAACCACAGAAA
CATGGAATAGGGTAGCTGACTGCTTGCCCATGTTTTCTGGTAGATTTTGAATTTGCGTGTGCT
ACATCATACATACTTCCAGAACTTCAGGATGGGCTATCTTTTCATGTCTCCATTGCCAGAAATGA
TACCATTTACATTTTAGGAGGACACTCGCTTGCCAGTAATAGCCGCCCTGCCAATCTGTACAGAA
TAAGGGTTGATCTTCCCCTGGGTAGCCAGCTGTGAGTTGCACAATTTTA-----
-----TTGAGCGACGACCCAGATGGCACCTGGA--
GTGAGCGGAGCCCCTCCAGGATGAGCAGTGCTGGTGTGAGGCTAAAGAAGCCAAAGGGGACCAC
GAGCCGGCCAGCACTCCGGATTCGGATGACAGCCAATCCGTGCAGAATCCAGGCAGGAAGTTCTT
CAGAAAGCCGCGCATTCTGGGGAAGATGACAGAGGTCACCTTGCTGACGGCCACACAAT---
GGAAGTCCAGAGTGACTCCACAGAAAACCTCCAAGTCTCAGGAGGCTGGTCTCGGCCGGTCCAGGG
AGGACAGTGACAGCGACTCTCAGGAGGACAGCACAGAGAGCCCGTCCAGGAAGACAATTTCCAAT
GGACAAGACTCCAGCAGCGAGTCCAGC---GAAGAGGCTGACCGGCCAT

Euchoreutes_naso

CTCTTACCATTTTCGGCAACGCGCTGGTCATTCTGGCTGTGTTGACCAGCCGCTCGCTACGCGCA
CCACAGAACCTGTTTCTGGTGTGCTGGCTGCGGGCGGACATCCTGGTGGCCACGCTTATCATTCC
TTTTTCTCTAGCCAACGAGCTGCTGGGCTACTGGTACTTCCGGCGCACTTGGTGCAGGCTACC
TGGCGCTCGACGTGCTCTTCTGCACCTCGTCCATCGTGCACCTGTGCGCCATCAGTCTGGATCGGT
ACTGGGCACTGAGCCGCGCTCTGGAGTACAACCTCAAGCGCACCCCGCGCCGATCAAATGCATC
ATCCTCACCGTGTGGCTCATCGCAGCCATCATCTCGCTGCCGCCCTCATCTACAAGGGCGACCAG
GGCCCCAAACCCACGAGCGCCCCAATGCAAGCTCAACCAAGAGGCCTGGTACATCTTGGCCTC
CAGCATCGGGTCTTTTTTTGCACCCTGCCTCATCATG-ATCCTCGT-----
TTCATGGACATGGAGTGCTTCATGATTCTGAACCCAGCCAGCAGCTGGCCATCGCTGTGCTGTC
CCTCACATTGGGCACCTTCACTGTCTGGAGAACCTGCTGGTGTGTGTGTCATCCTGCACTCAC
GCAGCCTCCGCTGCCGGCCTTCCCTACCACTTCATTGGCAGCCTGGCAGTGGCTGACCTCCTGGGCA
GCGTCATTTTTGTCTACAGCTTCGTCGACTTCCATGTGTTCCACCGTAAAGATAGCCCCAATGTG
TTTTCTGTTCAAACCTGGGCGGGGTCACAGCCTCCTTACGGCCTCCGTAGGCAGCCTGTTCTCAC
AGCCATCGACAGGTACATATCTATTCACAGGCCTCTGGCCTATAAGAGGATCGTACCAGGCCCA
AGGCTGTAGTGGCCTTTTGCCTGATGTGGACCATCGCAATTGTCATCGCTGTGCTGCCCTTCTC

GGCTGGAAGTGCACCTGATGAAAAGACTGAAGGATCAGACACGGACAGACTTCTAAACAATGAC
AA---
TCAGAGATCACTTAACATCCTTGGGGCCAAGGATGATGATTCGGGGCGTACCAGCTGTTATGACC
CTGACATTCTGGAAACTGATTTCCCAGCCAGTGACATGTGTGATGGTGCCTCAGGGGTTGCTCAG
CCACAGAGGTTAAAAGGGGAAGCTGATCTCTTGTGCCTTGATCAGAAAAATCAAATAACCTAC
CTTA---TGATGCTTCTCCTG---CCACTCAGCAGCCAGCATTACCCTAAC---
AGAGGAAGACAAACCACGACCACTTCTTACTAGTGAAACAGAGTCAAACCACCAACTTGCCTCCA
TGCAGATCAGCAATCCTAGTTCCCTAGCCAACATCGACTTTTATGCCCAAGTAAGTGACATTACA
CCAGCAGGCAGTGTAGTCCTTTCCCAGGCCAAAAGAATAAGGCAGGGATAGCCCCATGCGACAT
CATGC---
ATCCAGAAGTGATCTCAGTCTGCCAAGCCAATTATAACATGGACAATGCCTACTTCTGTGAGGCA
GATGCCAAAAGTGCATT-GCCGTGGCCCCTCACATGGAAGTCAAATCACATGTAGAG---
CCCAGCTTTAACCTATGAGCCCAGCAC---
CCTGGAGACTTCCCAGCAAGCCTCAGCATTATCAACCTTACCCACGATGAACTGCTGGTCCAGC
TGCAGAAGACCATTACCACGAAGTCCCTGGAAGGCAACGTGGGTTATCTACGAGTGGATGACCTC
CCGGGCCAGGAGTACTGAGTGAACCTTGGGGGGTACCTGGTGGCTCAGTGTGGAAGAAGCTCAT
GGGCACCTCGGCCTTGGTGTGGACCTTCGTCACTGCACTGGAGGCCACGTTTCTGGTATCCCCT
ATGTCATCTCCTATTTGCACCCCGGAATACCGTCGTGCATGTGGACACCATCTATGATCGCCCC
TCCAACACCACCGGAGATCTGGACCTTGCCAAGGTCCTGGGAGAGAGGTACAGTGTGACAA
GGATGTGGTGGTCCCTACCAGCACTCGCACAGGAGGTGTGGCTGAGGACATCGCCTACATCCTCA
AGCAGATGCGCAGGGCCATTGTGGTGGGTGAGCGGACTGAGGGGGGCGCCCTGGATCTCCAGAA-

ACGACTTCCCCCTGGATGTTTTCCCTCCCGCCAGGTGTGGCCTGAGGACCATGTGTTTCAATTTCCAC
ACCAAGCTTCAACTACACAGGCCATGACTTTCAGCGCTTCTTTACGGACCTTCACTTTGAGGAAG
GCTGGTACATGTGGCTACAGTCACGTGACCTGCTGGCAGGACTCCCAGCACCTGGTGTAGAAGTA
TACTGTCTGTATGGCGTGGGTCTGCCACACCCTGCACCTACATTTACGACCACAGCTTCCCCTAC
AAGGACCCTGTGGCTGCGCTCTATGAGGACGGTGATGACACAGTAGCCACACGCAGCATGGAGCT
CTGTGGCCAGTGGCAGGGCCGCCA-----

CTAGAAAGGATCCAACCAAGCAGATGGGCCAAAAGTAAGGAAGCATGTCATGATGAGCAGATTG
CCAGTACCAAGAGGAAGGTGGGTCCGAGTGCTGGTCCCCTCTCTGGGAGACAAGCATTGAATGAA
CAGAAACCTCTGTGCCCGAGACTCCTGCAGATAACGAAGTCTTGCTTGGTTAACCCGAAACAG
CAGCATTCTGAAAGTGAATGAGTGGTTTTCCAGAAGTGATGAGTTGTTAACTTATGCTGATACA
GACAACATGAGGGGTGAATCAAATGCTGAAGTAGCTGGGGCAGTAGAAGTTTTCAATGAAGTAA
GTGGATATTCCTGTTCTTCCAAGAAAACGGGCATCCTGGACACTGATCCTTGTCTGCTTTACTA
TGTCAAAGTGAGACAGTCTGCTCCAAACC---
AGAGAGTAATATCAAAGATAAAATATTTGGGAAAACCTATC---
ATAAGAAGGCAGGCCTCCCCAACTTGAACCATGTGACTGAAAATCTAATTCAGGAGCATTTTCT
GCAGAACCACAAATAACCCAAGATCATCCCT-----GGTG-----
CACAGATGTCCCGCTCATCCCTACCACCCCGTATGTAGAAGGCACGCCTGAGCCACCCCTGCACGA
CTTCTACTGCAGCAAGCTGCTGGACCTGATCTTCCCTACTGGATGGCTCCTCCAAGCTGTCCGAGG
CTGAGTTTGAAGTACTCAAGGCCTTCGTGGTAAGCATGATGGAGAGGCTGCACATCTCACAGAA
GCGCATTGCGGTGGCCGTGGTGGAGTACCATGATGGCTCCCATGCCTACATCGAGCTCAAGACCC
GGAAGCGGCCCTCAGAGCTGCGACACATTGCCAGCCAGGTGAAGTATGCTGGCAGCCAGGTGGCC
TCCACTAGTGAGGTCTTGAAGTACACACTGTTTCAAATCTTTGGCAAAGTTGACCGGCCAGAAGC
CTCCCGCATCACACTGCTCCTCACAGCCAGCCAGGAACCCCCACGGATGACCCGGAACCTG-----

GTCCGCTACGTC-----
CAGGGCTTGGCTGTGGGCTTCCAGGCATTTATCAAAAAACAGCCCAAGTACCTCAAGTTGGGAGC
TATTGATGTGGAGCGTCTAAGAACACACCAGTCAAATCTCCAGAAGGATCATGGAAAAGGAGT
CCCTCATCTACCAGTGATTTAACGGCCACTTTCATCATTGATGGCATGCATTGTAAATCGTGTGT
GTCAAACATTGAGAGTGCTTTATCTACACTCCAGTATGTAAGCAGCATAGCAGTTTCTTTAGAG
AATAGGTCTGCCATCGTAAAGTACAATGCCAGCTCTGCCACTCCAGAAACACTGAGAAAAGCAAT
AGAATCTGTGTCACCAGGGCAATATAAAGTTAGCATTGCAAGTGATGTTGAAAGTACCTCCAAC
TCTC---
CCTCCTCCTCATCTCTTCAAAGGTTCTTTGAACATAGTTAGCCAGCCTCTGACTCAAGAAACC
GTGATAAATATTAGTGGAAATGACTTGTAATCTTGTGTACAATCTATAGAGGGTTTGATATCAA
AAAGGCCAGGTGTAATAATCTATA---
CGAGTCTCCCTTGCAAATAGCACTGGGACTGTTGAGTATGATCCACTGCT-----

GCAGAGTGACTGTCCATGGCCTGGACCTTGTGACTGTGAACTCTAATCAAGGC-----
-----TCTTGTAGAAGGGACACTTGTGACCCTT----AGAATCCAGTTTGGCTTAGTGTG----
-TGAATTGAGAATATTGTTCTGGGATTTGGAATGCAGCATTAAATCACA-TTAGCAGGCTTACT-
CTAATTGGTGTGTCGGTAGCATGCAA-A-----CATG-TCTTGTCTGCC---
TTGCTTCTGCTTTCTCCAGGGAAGCCGCCAAAGAATGTCGACGTAGGAAAAAAGAGTATGTCAA
ATGCCTCGAGAGTCGAGTCGCGGTGCTGGAAGTCCAGAAC-
AAGAAGCTTATAGAGGAACTGGAAACC-----
ATTTATATCATGTCTATTGTTTGAAGAACAACAAAAAAGTTACTTTCCACTGCACAGAGAAAG
ACTTAGTAGGAGATGTTTCTGAAGGTAGATATGGTCATTCCATTGATGTGGTGTACAGTCGAGG
GAAAAGTATGGGTGTTGTCTTTGGAGGGCGGTCTACATGCCTTCTACCCAAAGAACCACAGAAG
CATGGAATAGAGTAGCTGACTGCCTGCCCATGTTTTCTGGTGGATTTTGAATTTGGGTATGCT
ACATCATAATCCTTCCAGAACTTCAGGACGGGCTATCTTTTCATGTCTCTATTGCCAGAAATGA
TACCATTTACATTTTAGGAGGACACTCGCTTGCCAGTAATATCCGCCCTGCTAATCTGTACAGAA
TAAGGGTTGATCTTCCCCTGGGTAGCCAGCTGTGAGTTGCACAATTTTAGAGGAGAATTTGGGT
GGGAGGTGGCAGTGAGGGAGACAGTAGCCACGGGG---ACGGGTCTGAGTTTGATGAT---
GAAGGAATGCTGAGTGATGACCCAGATGGCACCAGGA---
GTGAGCGAAGCCACTCCAGGATGAGCAGTGCTGGCGTCAGGTCCAAAGAATCTAAAGGGGACAA
TGAACCGGCCAGCGCTCCGGATTCAGATGACAGCCAATCAGTGCGCAACCCAGGCAGGAAGTTCT
TCAGAAAGGGCCGCATCTCTGAGGAAGATGACAGAGGTCACCTTGCTGACAGCAACACTAT---
GGAAGTCCAGAGTACTCCACAGAAAACCTCAAGTCTCAGGAAGCTGGTCTCAGCCAATCCAGGG
AGGAAAGTGACAGCGACTCTCAGGAGGACAGCACAGACAGTCCATCCAGGAAGACAGCTCAAA
TGGACAAGACTCCAGCAG?????????--??????????????????

Jaculus_jaculus

CTCTTCACCATTTTCGGCAACGCGTTGGTCATTCTGGCAGTGTTGACCAGCCGCTCGCTACGCGC
ACCACAGAACCTGTTTCTGGTGTCTCTGGCTGCGGCTGACATCCTGGTGGCCACGCTTATCATTC
CTTTTTCTCTAGCCAACGAGCTGCTGGGCTACTGGTACTTCCGGCGTACCTGGTGGCAGGTCTAC
CTGGCGCTCGACGTGCTCTTCTGCACCTCGTCCATCGTGCACCTGTGCGCCATCAGCCTGGACCGG
TACTGGGCAGTGAGCCGCGCGCTGGAGTACAACCTCAAGCGCACCCCGCGCCGCATCAAATGCAT
CATCCTCACCGTGTGGCTCATCGCAGCCATCATCTCGCTGCCGCCCTCATCTACAAGGGCGACCA
GGACCCCAAACCCACGAGCGCCCCAATGCAAGCTCAACCAAGAGGCCTGGTACATCTTGGCCT
CCAGCATCGGGTCTTTTTTGCACCCTGCCTCATCATG-ATCCTCGT-----
TTCATGGACATGGAGTGCTTCATGATTCTGAACCCAGCCAGCAGCTGGCCATCGCTGTGCTGTC
CCTCACACTGGGCACCTTACGGTCTGGAGAACCTGCTGGTGTCTGTGTCATCCTGCACTCAGC

CAGCCTCCGCTGCCGGCCTTCTACCACTTCATTGGCAGCCTGGCAGTGGCTGACCTCCTGGGCAG
CGTCATTTTTGTCTACAGCTTTGTGCGACTTCCATGTGTTCCACCGTAAGGATAGCCCCAATGTGT
TTCTGTTCAAACCTGGGTGGCGTCACGGCCTCCTTCACGGCCTCCGTAGGCAGCCTGTTCCCTACA
GCCATCGACAGGTACATATCTATTCACAGGCCCTGGCCTATAAGAGGATCGTCACCAGGCCCAA
GGCCGTGGTGGCCTTTTGCCTGATGTGGACCATCGCAATTGTCATTGCTGTGCTGCCACTCCTCG
GCTGGAACCTGCACCTGATGAAAAGACTGAAGGYTCTGACACGGACAGACTTCTCAACAATGACCA

TCAGAGATCACTTAACATCCTTGGGGCCAAGGATGATGATTCTGGGCGTACCAGCTGTTATGACC
CTGACATTCTGGAAACTGATTTCCCAGCCAGTGACATGTGTGATGGTGCCTCAGGGGTGCTCAG
CCACAGAGGTTAAAAGGGGAAGTTGATCTCTTGTGCCTTGATCAGAAAAATCAAATAACCTAC
CTTA---TGATGCTTCTCCTG---CCACTCAGCAGCCAGCACTACCCTAAC---

AGAGGAAGACAAACCACAACCCTTCTTACTAGTGAAACAGAGTCAACCCACCAACTTGCCTCCA
TGCAGATCAGCAGTCTAGTTCCCTGGCCAACATTGACTTTTATGCCCAAGTAAGTGACATTACA
CCAGCAGGGAGTGTAGTCCTTTCCCAGGCCAAAAGAGCAAGGCAGGGATACCCCATGCGACAT
CATGC---

ATCCAGAAGTGATCTCAGTCTGCCAAGCCAATTACAACCTGGACAGTGCCTACTTCTGTGAGGCA
GATGCCAAAAGTGCAATT-GCTGTGGCCCTCACATGGAAGCCAAGTCCAATGTAGAG---
CCCAGCTTTAACCTATGAACCCAGCAC---

CCTTGAGACGTCCCAGCAAGCCTCCGCATTCACCAACCTCCCCACGATGAACTGCTGCTCCAGGT
GCAGAAGAACATTCGCCATGAGGTCCTGGAGGGCAACGTGGGTTATCTACGAGTGGATGACCTCC
CGGGCCAGGAGGTACTGAGTGAACCTGGGGAGTTCTTGGTGGCTCACGTGTGGAGGAAGCTCAT
GGGCACCTCCGCCTTGGTCTGGATCTCCGCCACTGCACCGGGGGCCACGTCTCTGGCATCCCCTA
TGTCATCTCCTATCTGCATCCCGGAATACCGTTCGTGCACGTGGACACCATCTACGACCGCCCCTC
CAACACCACCACGGAGATCTGGACCTTGCCCAAGGTCCTGGGAGAGAGGTACAGCGCTGACAAGG
ATGTGGTGGTACTCACCCAGCAGCCGCACGGGAGGCGTGGCCGAGGACATCGCCTACATCCTCAAG
CAGATGCGCAGGGCCATCGTGGTGGGTGAGCGCACGGAGGGGGGCGCCCTGGACCTCCAGAA----

ACGACTTCCCCCTGGATGTTTTCCCTCCCGCCAGGTGTGGCCTGAGGACCATGTGTTTCCACR
CCAAGCTTCAACTACACAGGCCATGACTTTCAGCGCTTCTTTACRGACCTTCACTTTGAGGAAGG
CTGGTACATGTGGCTACAGTCACGTGACCTGCTGGCAGGGCTCCCGGCACCTGGCGTAGAAGTAT
ATTGTCTGTATGGCGTGGGACTGCCACACCCCGCACCTACATCTATGACCACAGCTTCCCCTAC
AAAGACCCTGTGGCTGCGCTCTACGAGGACGGTGATGACACAGTAGCCACACGCAGCATGGAGCT
CTGTGGCCAGTGGCAGGGCCGCCA-----

TTAGAAAGGATCCAACCAAGCAGATGGGCCAAAAGCAAGGAAGCATGTCATGATGGGCAGATCG
CCAGCCCCGAGAGGAAGGTGGGTCTGAGTGCTGGTCCCCTCTCTGGGAGACAAACATTGAATGAA
CAGAAACCTGTGTGCTCCGAGACTCCTGCAGGTAATGAAGGTCCTGCTTGGTTAACCCGAAACAG
CAGCATTCTGAAGGTAACGAGTGGTTTTCCAGAAGTGGTGAGTTGTTAACTTTTGTGATACA
GACAGCGTGAGGGGCGAATCAGATGCCGAAGTAGCTGGAGCTGTACAAGTTGTCGGTGAAGTAA
GCGGATATTCTGTTCTTCCAAGAGAACGGGCGTCCCGGACACAGATGCTTGTCTGCTGTGCTA
TGTCAAAGTGAGACCGTCTGCTCCAAACC---

AGAGAGTGATATCAAAGATAAAATATTTGGGAAAACCTATC---

ATAAGAAGGCAGGCCTCACCAATTTGAACCATGTGACTGAAAATCTAATTCCAGGAGCATTTC
TGCAGAACCACAAATAACACAAGAGCATCCTT-----GGTG-----

CACGGATGCCTCGCTCAGCTCAACCACGCCCTACGTGGAGGACACCCCGAGCCGCCCTGCATGA
CTTCTACTGCAGCAAGCTGCTGGATCTGGTCTTCTGCTGGACGGCTCCTCCAGGCTGTCCGAGG

CCGAGTTTGAGGTGCTCAAGGCCTTCGTGGTGAGCACGATGGAGAGGTTGCACATCTCCCAGAAG
CGCATCCGCGTGGCCGTGGTTCGAGTACCACGACGGCTCCCACGCCTACGTTCGAGCTCAGGGCCCG
GAGGCGGCCCTCGGAGCTACGCCACCTTGCCAGCCAGGTGAAGTATGCGGGCAGCCAGGTGGCCT
CCACGAGTGAGGTCTTGAAGTACACCCTCTTCCAGATCTTCGGCAAGGTTGACCGGCCCGAAGCC
TCCCGYGTGCGGCTGCTCCTCACCGCCAGCCCGGAGCCCCACGCATGGCGCGCAACCTG-----
GTCCGTTACGTC-----
CAGGGCTTGGCTGTGGGTTTCCAGGCATTTATAAAAAACAGCCCAAGTACCTCAAGTTGGGAGC
TATTGATGTGGAGCGTCTAAGAACACACCAGTCAAATCTCCAGAAGGGTCACAGAAAAGGAGC
CCCTCATCTACCAATGATTTAACGGCCACTTTCATCATTGATGGCATGCATTGTAAATCGTGTGT
GTCAAACATCGAGAGTGCTTTATCTACACTCCAGTACGTAAGCAGCATAGCAGTTTCTTTAGAGA
ATAGGTCTGCCATTGTAAAGTACAATGCCAGCTCTGCCACTCCAGAAGCATTGAGAAGAACAAT
AGAGTCTGTTTACCAGGGCAATATAAAGTTAGCATTGCAAGTGATGTTGAAAGTACCTCCAAC
TCTC---
CCTCCTCCTCATCTCTTCAAAAGGTTCTTTGAACATAGTTAGCCAGCCTCTGACTCAAGAAACC
GTGATAAATATTAGTGGAAATGACTTGTAAATCTTGTGTACAGTCTATAGAAGGTTTGATATCAA
AAAGGCCAGGTGTAAATCTATA---
CGAGTCTCCCTTGCAAATAGCACTGGGACTGTTGAGTATGATCCACTGCT-----

GCAGAGTGACTGTCCCTGGCCTGGACCTTGTTGACTGTGAACTCTAATCAAGGC-----
-----TCTTGTAGAAGGGGCACTTGTGACCCTTACTT-AGAATCCAGTTTGGCTTAGTGTG--
---TGAATTGAGAATATTGTTCTGGGATTTGGAATGCAACATTAATCACA-TTAGCAGGCTTACT-
CTAATTTGTGTGTTGGTAGCATGCAA-A-----CATG-
TTTTGTCTGCCCTCTTGCTTCTACTTTCTCCAGGGAAGCCGCCAAAGAGTGTGACGTAGGAAAA
AAGAATATGTCAAATGTCTGGAGAGCCGAGTCGCAGTGCTGGAAGTCCAGAAC-
AAGAAGCTTATAGAGGAGCTGGAGACC-----
ATTTATATCATGTCTATTGTTTGCAAGAACAACAAAAAAGTTACTTTCCACTGTACAGAGAAAG
ACTTAGTAGGAGATRTTCCTGAAGGTAGATAYGGTCATTCCATTGATGTGGTGTATAGTCGAGG
GAAAAGTATGGGTGTTCTCTTTGGAGGGCGGTCTACATGCCTTCTACCCAAAGAACCACAGAAA
CATGGAATAGGGTAATTGACTGCTTGCCCATGTTTTCTGGTAGATTTTGAATTTGTGTGTGCT
ACATCATACTACTTCCAGAACTTCAGGATGGGCTATCTTTTCATGTCTCCATTGCCAGAAATGA
TACTATATACATTTTAGGAGGACACTCACTTGCCAGTAATATCCGCCCTGCTAATCTGTACAGAA
TAAGGGTTGATCTTCCCCTGGGTAGCCAGCTGTGAGTTGCACAATTTTAGAGGAGCACTGGGTG
GGAGGCGGCAGTGAGGGAGACAGCAGCCACGGGG---ACGGGTCTGAGTTTGATGAT---
GAAGGCATGCTGAGCGACGACCCAGATGGCGCCTGGA---
GTGAGCGAGGCCCTCCAGGATGAGCAGTGCTGGTGTCCGGTCTAAAGAAGCTAAAGGGGACAA
TGAGCTGGCCAGCACCCAGATTCCGATGACAGCCAATCCGTGCAGAATCCAGGCAGGAAGTTCT
TCAGAAAGCCCCGATTTCTGGGAAGATGACCGAGGTCACCTTGCTGGCAGCAACACAAT---
GGAAGTCCAGAGTGACTCCACAGAAACTCCAAGTCTCAGGAGGCCGGTCTAGGCCTCTCCAGGG
AGGAAAGTGACAGCGACTCCCAGGAGGACAGCACAGACAGTCCGTCCAGGAAGACAGTTCCRAT
GGACACGACTCCHGCAGCGAGTCCAGC---GAAGAGGCTGACCGGCCAT

Jaculus_blanfordi

CTCTTACCATTTTCGGCAACGCGTTGGTCATTCTGGCAGTGTTGACCAGCCGCTCGCTACGGCG
ACCACAGAACCTGTTTCTGGTGTCTCTGGCTGCGGCTGACATCCTGGTGGCCACGCTTATCATTC
CTTTTTCTTAGCCAACGAGCTGCTGGGCTACTGGTACTTCCGGCGTACCTGGTGGCAGGTCTAC
CTGGCGCTCGACGTGCTCTTCTGTACCTCGTCCATCGTGCACCTGTGGCCATCAGCCTGGACCGG
TACTGGGCAGTGAGCCGCGCGCTGGAGTACAACCTCCAAGCGCACCCCGCGCCGCATCAAATGCAT

CATCCTCACCGTGTGGCTCATCGCAGCCATCATCTCGCTGCCGCCCTCATCTACAAGGGCGACCA
GGACCCCCAAACCACGAGCGCCCCAATGCAAGCTCAACCAAGAGGCCTGGTACATCTTGGCCT
CCAGCATCGGGTCGTTTTTGCACCCTGCCTCATCATG-ATCCTCGT-----
TTCATGGACATGGAGTGCTTCATGATTCTGAACCCAGCCAGCAGCTGGCCATCGCTGTGCTGTC
CCTCACACTGGGCACCTTACGGTCCTGGAGAACCTGCTGGTGTCTGTGTCATCCTGCACTCAGC
CAGCCTCCGCTGCCGGCCTTCTACCACTTCATTGGCAGCCTGGCAGTGGCTGACCTCCTGGGCAG
CGTCATTTTTGTCTACAGCTTTGTGCACTTCCATGTGTTCCACCGTAAGGATAGCCCCAATGTGT
TTCTGTTCAAACCTGGGTGGCGTCACGGCCTCCTTACAGCCTCCGTAGGCAGCCTGTTCCCTACA
GCCATCGACAGGTACATATCTATTCACAGGCCCTGGCCTATAAGAGGATCGTCACCAGGCCCAA
GGCCGTGGTGGCCTTTTGCCTGATGTGGACCATCGCAATTGTCATTGCTGTGCTGCCCTCCTCG
GCTGGAAGTGCACCTGATGAAAAGACTGAAGGCTCTGACACGGACAGACTTCTCAACAATGAAC
A--
TCAGAGATCACTTAACATYCTTGGGGCCAAGGATGATGATTCTGGGCGTACCAGCTGTTATGACC
CTGACATTCTGGAAACTGATTTCCAGCCAGTGACATGTGTGATGGTGCCTCAGGGGTTGCTCAG
CCACAGAGGTTAAAAGGGGAAGTTGATCTMTTGTGCCTTGATCAGAAAAATCAAATAACCTAC
CTTA---TGATGCTTCTCCTG---CCACTCAGCAGCCAGCACTACCCTAAC---
AGAGGAAGACAAACCACAACCCTTCTTACTAGTGAAACAGAGTCAACCCACCAACTTGCCTCCA
TGCAGATCAGCAGTCTAGTTCCCTGGCCAACATCGACTTTTATGCCCAAGTAAGTGACATTACA
CCAGCAGGGAGTGTAGTCCTTTCCCCAGGCCAAAAGAGCAAGGCAGGGATACCCCCATGCGACAT
CATGC---
ATCCAGAAGTGATCTCAGTCTGCCAAGCCAATTACAACCTGGACAGTGCCTACTTCTGTGAGGCA
GATGCCAAAAGTGCATT-GCTGTGGCCCCCTCACATGGAAGCCAAGTCCAATGTAGAG---
CCCAGCTTTAACCTATGAACCCAGCAC---
CCTTGAGACGTCCCAGCAAGCCTCCGCATTCACCAACCTCCCCACGATGAACTGCTGCTCCAGGT
GCAGAAGAACATTCGCCATGAGGTCCTGGAGGGCAACGTGGGTATCTACGAGTGGATGACCTCC
CGGGCCAGGAGGTAAGTGAAGTGGGGAGTTCTGGTGGCTCACGTGTGGAGGAAGCTCAT
GGGCACCTCCGCCTGGTCTGGATCTCCGCCACTGCACCGGGGGCCACGTCTCTGGCATCCCCTA
TGTCATCTCCTATCTGCATCCTGGGAATACCGTCGTGCATGTGGACACCATCTACGACCGCCCCTC
CAACACCACCACGGAGATCTGGACCCTGCCAAGTCTGGGAGAGAGGTACAGCGCTGACAAGG
ATGTGGTGGTACTCACCAGCAGCCGCACGGGAGGCGTGGCCGAGGACATCGCCTACATCCTCAAG
CAGATGCGCAGGGCCATCGTGGTGGGTGAGCGCACGGAGGGGGGCCCTGGACCTCCAGAA-----

ACGACTTCCCCCTGGATGTTTTCCCTCCCGCCAGGTGTGGCCTGAGGACCATGTGTTCAATTTCCAGC
CCAAGCTTCAACTACACAGGCCATGACTTTCAGCGCTTCTTTACGGACCTTCACTTTGAGGAAGG
CTGGTACATGTGGCTACAGTCACGTGACCTGCTGGCAGGGCTCCCGGCACCTGGCGTAGAAGTAT
ACTGTCTGTATGGCGTGGGCCTGCCACACCCCGTACCTACATCTATGACCACAGCTTCCCCTACA
AAGACCTGTGGCTGCGCTCTACGAGGACGGTGATGACACAGTAGCCACACGCAGCATGGAGCTC
TGTGGCCAGTGGCAGGGCCGCA-----

TTAGAAAGGATCCAACCAAGCAGATGGGCCAAAAGCAAGGAAGCATGTCAAGATGGGCAGATCG
CCAGCCCCGAGAGGAAGGTGGGTCTGAGTGTGCTGCCCTCTCTGGGAGACAAACATTGAATGAA
CAGAAACCTGTGTGCTCCGAGACTCCTGCAGGTAATGAAGTCTGCTTGGTTAACCCGAAACAG
CAGCATTCTGAAGGTAAACGAATGGTTTTCCAGAAGTGGTGAGTTGTTAACTTATGCTGATACA
GACAGCGTGAGGGGGCAATCAGATGCCGAAGTAGCTGGAGCTGTACAAGTTGTCGGTGAAGTAA
GCGGATATTCTGTTCTTCCAAGAGAACGGGCGTCTGGACACAGATGCTTGTCTGCTGTGCTA
TGTCAAAGTGAGACCGTCTGCTCCAAACC---

AGAGAGTGATATCAAAGATAAAATATTTGGGAAAACCTATC---
ATAAGAAGGCAGGCCCTCACCAGTTTGAACCATGTGACTGAAAATCTAATTCCAGGAGCATTGTCT
GCACAACCACAAATAACACAAGAGCATCCTT-----GGTG-----
CACGGATGCCTCGCTCAGCTCAACCACGCCCTACGTGGAGGACACCCCCGAGCCGCCCTGCATGA
GTTCTACTGCAGCAAGCTGCTGGATCTGGTCTTCCCTGCTGGACGGCTCCTCCAGGCTGTCCGAGG
CCGAGTTTGAGGTGCTCAAGGCCTTCGTGGTGAGCACGATGGAGAGGTTGCACATCTCCAGAAG
CGCATCCGCGTGGCCGTGGTCGAGTACCACGACGGCTCCCACGCCTACGTGAGCTCAGGGCCCG
GAGGCGGCCCTCGGAGCTACGCCACCTTGCCAGCCAGGTGAAGTATGCGGGCAGCCAGGTGGCCT
CCACGAGTGAGGTCTTGAAGTACACCCTCTTCCAGATCTTCGGCAAGGTTGACCGGCCCGAAGCC
TCCCGCTGCGCTGCTCCTCACCGCCAGCCCGGAGCCCCACGCATGGCGCGCAACCTG-----
GTCCGTTACGTC-----
CAGGGCTTGGCTGTGGGTTTCCAGGCATTTATAAAAAAGCAGCCCAAGTACCTCAAGTTGGGAGC
TATTGATGTGGAGCGTCTAAAGAACACACCAGTCAAATCTCCAGAAGGGTCACAGAAAAGGAGC
CCCTCATCTACCAATGATTTAACGGCCACTTTCATCGTTGATGGCATGCATTGTAAATCGTGTGT
GTCAAACATCGAGAGTGCTTTATCTACACTCCAGTACGTAAGCAGCACAGCAGTTTCTTTAGAGA
ATAGGTCTGCCATTGTAAAGTACAATGCCAGCTCTGCCACTCCAGAAGCATTGAGAAAAACAAT
AGAGTCTGTTTACCAGGGCAATATAAAGTTAGCATTGCAAGTGATGTTGAAAGTACCTCCAAC
TCTC---
CCTCCTCCTCATCTCTTCAAAGGTTTCTTTGAACATAGTTAGCCAGCCTCTGACTCAAGAAACC
GTGATAAATATTAGTGGAATGACTTGTAATCTTGTGTACAGTCTATAGAAGGTTTGATATCAA
AAAGGCCAGGTGTAAAATCTATA---
CGAGTCTCCCTTGCAAATAGCACTGGGACTGCTGAGTATGATCCACTGCT-----

GCAGAGTGACTGTCCCTGGCCTGGACCTTGTGACTGTGAACTCTAATCAAGGC-----
-----TCTTGTAGAAGGGGCACTTGTGACCCTTACTT-AGAATCCAGTTTGGCTTAGTGTG--
---TGAATTGAGAATATTGTTCTGGGATTTGGAATGCAACATTAATCACA-TTAGCAGGCTTACT-
CTAATTTGTGTGTTGGTAGCATGCAA-A-----CATG-
TTTTGTCTGCCCTCTTGCTTCTACTTTCTCCAGGGAAGCCGCCAAAGAGTGTCGACGTAGGAAAA
AAGAATATGTCAAATGTCTGGAGAGCCGAGTCGCAGTGCTGGAAGTCCAGAAC-
AAGAAGCTTATAGAGGAGCTGGAGACC-----
ATTTATATCATGTCTTTTGTGTTGCAAGAACAACAAAAAAGTTACTTTCCACTGTACAGAGAAAG
ACTTAGTAGGAGATATTCCTGAARGTAGATATGGTCATTCCATTGATGTGGTGTATAGTCGAGG
GAAAAGTTTGGGTGTTCTTTTGGAGGGTGGTCTTCCCTGCCTTCTACACAAAGAACCACAGAAA
CRTGGAATGGMGGAATTGACTGCTTGCCCATGTTTTCTGCTGGTWTGATTTTGAATTTGTGTGTGC
TACATCWTACATACTTCCAGAACTTCCAGGATGGGYTATCTTTTTCATGTCTCCATTGCCAAAAAT
GATACCATATACATTTTATAGGAGGACTCACTTGCCAGTAATATCCGCCCTGTTAATCTGTACAG
AATAAGGGTTGATCTTCCCCTGGGTAGCCAGCTGTGAGTTGCATCTTTTATAGAGGAGCACTGGG
TGGGAGGCGGCAGTGAGGGAGACAGCAGCCACGGGG---ACGGGTCTGAGTTTGATGAT---
GAAGGCATGCTGAGCGACGACCCAGATGGCGCCTGGA---
GTGAGCGAGGCCCTCCAGGATGAGCAGTGCTGGTGTCCGGTCTAAAGAAGCTAAAGGGGACAA
TGAACCGGCCAGCACCCAGATTCCGATGACAGCCAATCCGTGCAGAATCCAGGCAGGAAGTTCT
TCAGAAAGCCCCGCATTTCTGGGGAAGATGACCGAGGTCACCTTGCTGGCAGCARCACAAT---
GGAAGTCCAGAGTACTCCACAGAAAACCTCCAAGTCTCAGGAGGCTGGTCTAGGCCTATCCAGGG
AGGAAAGTGACAGCGACTCCCAGGAGGACAGCACAGACAGTCCGTCCCAGGAAGACAGTTCCAAT
GGACACGACTCCAGCAGCGAGTCCAGC---GAAGAGGCTGACCGGCCAT

Allactaga_elater

CTCTTCACCATTTTCGGCAACGCGCTGGTCATTCTGGCTGTGATGACCAGCCGCTCGCTACGCGC
ACCACAGAACCTGTTTCTGGTGTCCCTGGCTGCTGCGGACATTCTGGTGGCCACGCTTATCATTC
CTTTTTCTCTAGCCAACGAGCTGCTGGGCTACTGGTACTTCCGGCGCACTTGGTGGAGGTCTAC
CTGGCGCTCGACGTGCTCTTCTGCACCTCGTCCATCGTGCACCTGTGTGCCATCAGTCTGGACCGG
TACTGGGCAGTGAGCCGCGCGCTAGAGTACAACCTCCAAGCGCACCCCGCGCCGCATCAAATGCAT
CATCCTCACCGTGTGGCTCATCGCAGCCATCATCTCGCTGCCGCCCTCATCTACAAGGGTGATCA
GGGCCCCAAACCCACGAGCGCCCCAATGCAAGCTCAACCAAGAGGCCTGGTACATCTTGGCCT
CCAGCATCGGGTCTTTTTTTGCACCCTGCCTCATCATG-ATCCTCGT-----
TTCATGGACATGGAGTGCTTCATGATTCTGAACCCAGCCAGCAGCTGGCCATCGCTGTGCTGTC
CCTCACACTGGGCACCTTACAGTCCTGGAGAACCTGCTGGTGTGTGTGCATCCTGCACTCAC
GCAGCCTCCGCTGCCGGCCTTCCCTACCCTTCAATTGGCAGCCTGGCAGTGGCTGACCTCCTGGGCA
GCGTCATTTTCGTCTACAGCTTTGTGCACTTCCATGTGTTCCACCGTAAAGATAGCCCCAATGTG
TTTCTGTTCAAACCTGGGCGGGGTCACGGCCTCCTTACGGCCTCCGTAGGCAGCCTGTTCTCACG
GCCATCGACAGGTACATATCTATTCACAGGCCCTGGCCTATAAGAGGATTGTCACCAGGCCCAA
GGCCGTGGTGGCCTTTTGTCTGATGTGGACCATCGCAATTGTCATTGCTGTGCTGCCCTCCTCG
GATGGAAGTGCACCTGATGAAAAGACTGAAGGATCAGACACGGACAGACTTCTAAACAATGACC
A--
TCAGAGATCACTTAACATCCTTGGGGCCAAGGATGATGATTCTGGACGTACCAGCTGTTATGACC
CTGACATTCTGGAAACTGATTTCCATCCAGTGACATGTGTGATGGTGCCTCGGGGGTCGCTCAG
CCACAGAGGTTAAAAGGGGAAGCTGATCTCTTGTGCCTTGATCAGAAAAATCAAATAACCTAC
CTTA---TGATGCTTCTCCTG---CCACTCAGCAGCCAGCATTACCCTAAT---
AGAGGAAGACAAACCACGGCCACTTCTTACTAGTGAAACAGAGTCAACCCACCAACTYGCTTCCA
TGCAAATCAGCAATCCTAGTTCCCTGGCCAACATTGACTTTTATGCCCAAGTAAGTGACATTACA
CCAGCAGGGAGTGATGTCCTTTCTCCAGGCCAAAAGAGTAAGGCAGGGATACCCCATGCGACAT
CATGC---
ATCCAGAAGTGATTTTCAGTCTGCCAAGACAATTACAACATGGACAATGCCTACTTCTGTGAGGCA
GATGCCAAAAGCGCATT-GCTGTGGCCCTCACATGGAAGTCAAATCACATGTAG-----
-TATGAGCCAGCAC---
CCTTGAGACTGCCAGCAAGCCTCAGCATTTCGCCAACCTCAGCCACGATGAGCTGCTGATCCAGC
TGCAGAAGAATATTCACCATGAGGTCTTGGAGGGCAACGTGGGTTATCTACGAGTGGATGACCTC
CCGGGCCAGGAGTACTGAGTGAACCTGGGGGATTCTTGGTGGCTCACGTGTGGAAGAAGCTCAT
GGGCACCTCCGCCTTGGTGTGATCTTCCGCACTGCACTAGAGGCCACGTCTCTGGCATCCCCTA
TGTCATCTCCTATCTGCACCCCGGAATACCGTTCGTGCACGTGGACACCATCTATGATCGCCCCTC
CAACACCACCACGGAGATCTGGACCTTGCCCAAGGTCTGGGAGAGAGGTACAGTGTGACAAGG
ACGTGGTGGTTCTCACCAGTAGTCGCACAGGCGGGGTGGCCGAGGACATCGCCTACATCCTCAAG
CAGATGCGCAGGGCCATTGTGGTGGGAGAGCGGACTGAGGGGGGCGCCCTGGATCTCCAGAA-----

ACGACTTCCCCCTGGATGTTTCCCTCCCGCCAGGTGTGGCCTGAGGACCATGTGTTTCAATTTCCAC
ACCAAGCTTCAACTACACAGGCCATGACTTTCAGCGCTTCTTTACGGACCTTCACTTTGAGGAAG
GCTGGTACATGTGGCTGCAGTCACGTGACCTGCTGGCAGGACTCCCAGCACCTGGTGTAGAAGTA
TACTGTCTGTATGGCGTGGGTCTGCCACACCTCGCACCTACATCTATGACCACAGCTTCCCCTAC
AAGGACCCTGTGGCTGCACTCTATGAGGACGGTGTGACACAGTAGCCACACGCAGTATGGAGCT
CTGTGGCCAGTGGCAGGGCCGCA-----

TTAGAAAGGTTCCAACAAAGCAGATGGGCCAAAAGTAAGGAAGCATGTCATGATGGGCAGGTTG

CCAGCACCGAGAGGAAAGTGGGTCTGAGTGGTCCCCTATCTGGGAGACTAGCATTGAATGA
ACAGAAATCTCTATGTGCCGAGACTCCTGCAGATAACGAAGATCTTGCTTGCCTAACCCGAAACA
GCAGCATTCTGAAAGTGAATGAGTGGTTTTCTAGAAGTGATGAGTTGTTAACT-----
GATACAAACAACATGAGGGGTAATCAAATGCTGAAGTAACTGGGGCATTAGAAGTTTTCAATA
AAGTAAGTGGATATTCCTATTCTTCCAAGAAAACGGGTGTCCAGACACCGATCCTTGTCTGCT
TACTGTGTCAAAGTGAGACAGTCTGCTCCAAACC---
AGAGAGTAATATCAAAGATAAAATATTTGGGAAAATCTATC---
ATAAGAAGGCAGGCCTCCCAACTTGAACCATGTGACTCAAATCTAATTCAGGAGCATTGCT
GCAGAACAAACAATAACACAAGAGCATTCT-----GGTG-----
CACAGATGTCCCAATCAGCCCTAGCACCCGTATGTAGAAGACACACCCGAACCGCCCCTGCATG
ACTTCTACTGCAGTAAGCTGCTGGATCTGGTCTTCTGCTGGACGGCTCCTCCAGCTGTCTGAG
GCTGAGTTTGAAGTGGTCAAGGCGTTTGTGGTAGGCACGATGGAGAGGCTGCACATCTCACAGA
AACGCATCCGTGTGGCCGTCGTGGAGTATCACGATGGTCCCACGCCTACATCGAGCTCAAGGCC
CGGAAACGGCCCTCAGAGCTGCGACACATTGCCAGCCACGTGAAGTACGCTGGCAGCCAGGTGGC
CTCCACTAGCGAGGTCTTGAAGTACCCCTGTTTCAAATATTCGGCAACATTGACCGGCCAGAAG
CTTCCCGCATCACGCTGCTCCTCACTGCCAGCCAGGAGCCCCGCGGATGGTCAGGAACCTG-----
--GTCCGCTACGTC-----
CAGGGCTTGGCTGTGGGCTTCCAAGCATTATCAAAAAACAGCCCAAGTACCTCAAGTTGGGAGC
CATTGATGTGGACCTTCTAAAGAACACACCAGTCAAATCTCCAGAAGGGTCACATAAAAGGAGC
CCTTCATGTACCAATGATTTAACGACCCCTTTCATCGTTGATGGCATGCATTGTAAATCGTGTGT
GTCAAACATTGAGAATGCTTTATCTACACTCCAGTATGTAAGCCGCATAGCAGTTTCTTTAGAGA
ATAGGTCTGCCATCGTAAAGTACAATGCCAGCTCTGCCACTCCAGAAACATTGAGAAAAGCAATA
GAGTCTGTTTACCAGGGCAATATAAAGTTAGCATTGCAAGTGATGTTGAAAGTACCTCCAACTC
TC---
CCTCCTCCTCATCTCTTCAAAGGTTCTTTGAACATAGTTAGCCAGCCTCTGACTCAAGAACT
GTGATAAATATTAGTGGAAATGACTTGTAATCTTGTGTACAGTCAATAGAGGGAATGATATCAA
AAAGGCCAGGTGTAATAATCTATA---
CGAGTCTCCCTTGCAAATAGCACTGGGACTGTTGAGTATGATCCACTGCT-----

GCAGAGTGACTGTCCTTGGCCTGGACCTTGTGACTGTGAA--CTAATCAAGGC-----
-----TCTTGTAGAAGGCACACGTGTGGCCCTTACTT-AGAACCCAGTTTGGCTTAGTGTG---
---TGAATTGAGAATATTGTTCTGGGATTTGGAATGCAACATTAATCACA-TTAGCAGGCTTACT-
CTAATTTGTGTGTTGATAGCATGCAA-A-----CATG-
TTTTGTCTGCCCTCTTGCTTCTACTTTCTCCAGGGAAGCCGCCAAAGAATGTCGACGTAGGAAAA
AAGAGTATGTCAAATGTCTGGAGAGCCGAGTCGCAGTGCTGGAAGTCCAGAAC-
AAGAAGCTTATAGAGGAGCTGGAAACC-----
ATTTATATCATGTCTATTATTGGCAAGAACAACAAAAAGTTACTTTCCACTGTACAGAGAAAG
ACTTAGTAGGAGATGTTCTGAAGGTAGATACGGTCATTCCATGGATGTGGTGTATAGTCGAGG
GAAAAGTATGGGCGTTCTCTTTGGAGGGCGATCCTACATGCCTTCTACCCAAAGAACCACAGAAA
CATGGAATAGGGTAGCTGACTGTCTGCCCATGTTTTCTGGTGGATTTTGAATTTGGGTGTGCT
ACATCATACTCTTCCAGAACTTCAGGATGGGCTATCTTTTCATGTCTCTATTGCCAGAAATGA
TACCATTTACATTTTAGGAGGACACTCACTAGCCAGTAATATCCGCCCTGCTAATCTGTACAGAA
TAAGGGTTGATCTTCCCCTGGGTAGCCAGCTGTGAGTTGCACAATTTTAGAGGAGCATTGGGTG
GGAGGTGGCAGTGAGGGAGACAGTAGCCACGGGG---ACGGGTCTGAGTTTGATGAT---
GAAGGAATGCTGAGTGACGACCCAG---GCGCCAGGA---
GCGAGCGAAGTCCCTCCAGGATGAGCAGTGCTGGTGTGAGGTCCAAAGAATCGAAAGGGGACAA

TGAACCGGCCGGCCCTCCACATTGGGATGACAGCCAATCCGTGCAGAACCCGGGCAGGAAGTTCT
TCAGGAAGCCTCGCATCTCTGAGGAAGACGACAGAGGTCACCTTGCTGACAGCAACTAT---
GGAAGTCCAGAGTGACTCCACCGAGCACTCCAAGTCTCAGGAAGCTGCTCTCAGCCAATCTAGGG
AGGAAAGTGACAGCGACTCTCAGGAGGACAGCACAGAGAGTCCGTCCAGGAAGACAGTTCAAA
TGGACAGGACTCCAGCAGTGAGTCCAGC---GAGGAAGTGGACCGGCCAT

Allactaga_hotsoni

CTCTTACCATTTCGGCAACGCGCTGGTCATTCTGGCGGTGATGACCAGCCGCTCGCTACGCGC
ACCACAGAACCTGTTTCTGGTGTGCTGGCTGCTGCGGACATTCTGGTGGCCACGCTTATCATT
CTTTTTCTTAGCCAACGAGCTGCTGGGCTACTGGTACTTCCGGCGCACTTGGTGGAGGTCTAC
CTGGCGCTCGACGTGCTTCTGACCTCGTCCATCGTGCACCTGTGTGCCATCAGTCTGGACCGG
TACTGGGCAGTGAGCCGCGCGCTAGAGTACAACCTCCAAGCGCACCCCGCGCCGCATCAAATGCAT
CATCCTCACCGTGTGGCTCATCGCAGCCATCATCTCRCTGCCGCCCTCATCTACAAGGGTGATCA
GGGCCCCAAACCCACGAGCGCCCCAATGCAAGCTCAACCAAGAGGCCTGGTACATCTTGGCCT
CCAGCATCGGGTCTTTTTTGCACCCTGCCTCATCATG-ATCCTCGT-----

TTCATGGACATGGAATGCTTCATGATTCTGAACCCAGCCAGCAGCTGGCCATTGCTGTGCTGTC
CCTCACACTGGGCACCTTACAGTCCTGGAGAACCTGCTGGTGTGTGTGCATCCTGCACTCAC
GCAGCCTCCGCTGCCGGCCTTCTACCATTGAGCAGCTGGCAGTGGCTGACCTCCTGGGCA
GCGTCATTTTTGTCTACAGCTTTGTGACTTCCATGTGTTCCACCGTAAAGATAGCCCCAATGTG
TTTCTGTTCAAACCTGGGCGGGGTCACGGCCTCCTTACAGCCTCCGTAGGCAGCCTGTTCTCAC
GGCCATCGACAGGTACATATCTATTACAGGCCCTGGCCTATAAGAGGATCGTCACCAGGCCCA
AGGCCGTGGTGGCCTTTTGTCTGATGTGGACCATCGCAATCGTCATTGCTGTGCTGCCCTCCTC
GGATGGAAGTGCACCTGATGAAAAGACTGAAGGATCAGACACGGACAGACTTCTAAACAATGAC
CA--

TCAGAGATCACTTAACATCCTTGGGGCCAAGGATGATGATTCTGGGCGTACCAGCTGTTATGACC
CTGACATTCTGGAAACTGATTTCCCATCCAGTGACATGTGTGATGGTGCCTCAGGGGTCGCTCAG
CCACAGAGGTTAAAAGGGGAAGYTGATCTCTTGTGCCTTGATCAGAAAAATCAAATAACCTAC
CTTA---TGATGCTTCTCCTG---CCACTCAGCAGCCAGCATTACCCTAAC---

AGAGGAAGACAAACCACGGCCACTTCTTACTAGTGAAACAGAGTCAACCCACCAACTTGCTTCCA
TGCAAATCAGCAATCCTAGTTCYCTGGCCAACATTGACTTTTATGCCCAAGTAAGTGACATTACA
CCAGCAGGGAGTGTAGTCCTTTCTCCAGGCCAAAAGAGTAAGGCAGGGATACCCCATGCGACAT
TATGC---

ATCCAGAAGTGATCTCAGTCTGCCAAGACAATTACAACATGGACAATGCCTATTTCTGTGAGGCA
GATGCCAAAAGCGCATT-GCTGTGGCCCTCACATGGAAGTC-----
TATGAGCCCAGCAC---

CCTTGAGACTGCCAGCAAGCCTCAGCATTGCGCAACCTCACCCACGATGAACTGCTGATCCAGC
TGCAGAAGAATATTCACCATGAGGTCTTGAGGGCAACGTGGGYTATCTACGAGTGGATGACCTC
CCGGGCCAGGAGTACTGAGTGAACCTGGGGGATTCTGGTGGCTCACGTGTGGAAGAAGCTCAT
GGGCACCTCCGCCTTGGTGTGACCTTGCCTACTGACTAGAGGCCACGTCTCTGGCATCCCCTA
TGTCGTCTCCTATCTGCACCCCGGAATACTGTGCTGCACGTGGACACCATCTATGATCGCCCTT
CCAACACCACCACGGAGATCTGGACCTTGCCAAAGTCTGGGAGAGAGGTACAGCGCTGACAAG
GACGTGGTGAATCTCACCAGTAGCCGCACAGGCGGGGTGGCCGAGGACATCGCTACATCCTCAA
GCAGATGCGCAGGGCCATCGTGGTGGGAGAGCGGACTGAGGGGGGCGCCCTGGATCTCCAGAA---

ACGACTTCCCCCTGGATGTTTCCCTCCCGCCAGGTGTGGCCTGAGGACCATGTGTTTCAATTTCCACG
CCAAGCTTCAACTACACAGGCCATGACTTTCAGCGCTTCTTTACGGACCTTCACTTTGAGGAAGG
CTGGTACATGTGGCTGCAGTCACGTGACCTGCTGGCAGGACTCCAGCACCTGGTGTAGAAGTAT

ACTGTCTGTATGGTGTGGGTCTGCCACACCTCGCACCTACATCTATGACCACAGCTTCCCCTAC
AAGGACCCTGTGGCTGCACTCTATGAGGACGGTGATGACACRGTAGCCACRCGAAGCATGGAGCT
CTGTGGCCAGTGGCAGGGCCGCCA-----

TTAGAAAGGTTCCAACAAAGCAGATGGGCCAAAAGTAAGGAAGCATGTCATGATGGGCAGATTG
CCAGCACTGAGAGGAAAGTGGGTCTGAGTGTGGTCCCCTCTCTGGGAGACTAGCATTGAATGAA
CAGAAATCTCTAYGTGCTGAGACTCCTGCAGATAACGAAGATCTTGCTTGCTTAACCCGAAACAG
CAGCATTCTRAAAGTGAACGAGTGGTTTTCTAGAAGTGTACTTGTAACT-----

GATACAAACAACACAAGGGATAARTCAAATGCTGAAGTAACTGGGGCATTAGAAGTTTTCAATA
AAGTAAGTRGATATTCCTATTCTTCCAAGAAAATGGGTGTTCCAGACACTGATCCTTGCTGCT
TTACTGTGTCAAAGTGAACAGTCTGCTCCAAACC---

AGAGAGTAATATCAAAGATAAAATATTTGGGAAAATCTATCATAATAAGAAGGCAGGCCTCCCC
AACTTGAACCGTGTGACTGAAAATCTAATTCCAGGAGCATTGCTGCAGAACGACAAATAACAC
AAGAGCATTCT-----GGTG-----

CACAGATGTCCCAATCAGCCCTACCACTCTGTATATAGAAGACACACCCGAGCCACCCTTGCACA
ACTTCTACTGCAGTAAGCTGCTGGATCTGGTCTTCCTGCTGGACGGCTCCTCCCAGCTGTCTGAG
GCTGAGTTTGAAGTGTCAAGGCGTTTTGTGGTAGGCACGATGGAGAGGCTGCACATCTCGCAGA
AGCGCATCCGCGTGGCCGTCGTAGARTATCAYGATGGCTCCAYGCCTACATCGAGCTCAAGGCC
CGGAAACGGCCCTCAGAGCTGCGACACATTGCCAGCCACGTGAAGTACGCTGGCAGCCAGGCGGC
CTCCACTAGCGAGGTCTTGAAGTACACCCTGTTTCAAATATTCGGYAACTTACCAGCCAGAAAG
CTTCCCGCATCACGCTGCTCCTCACTGCCAGCCAGGAGCCCCCGCGGATGGTCAGGAACCTG-----

--GTCCGCTACGTC-----

CAGGGCTTGGCTGTGGGCTTCCAAGCATTATCAAAAAACAGCCCAAGTACCTCAAGTTGGGAGC
TATTGATGTGGAACGCTGAAGAACACACCAGTCAAATCTCCAGAAGGGTCACAGAAAAGGAGC
CCTTCATGTACCAATGATTAAACAACCACTTTCATTGTTGATGGCATGCATTGTAAATCGTGTGT
GTCAAACATTGAGAGTGCTTTATCTACACTCCAGTATGTAAGCCGCATAGCAGTTTCTTTAGAGA
ATAGGTCTGCCATCGTAAAGTACAATGCCAGCTCTGCCACTCCAGAAACACTGAGAAAAGCAATA
GAGTCTGTTTACCAGGGCAATATAAAGTTAGCATTGCAAGTGTGTTGAAAGTACCTCCAACTC
TC--

CCTCCTCCTCATCTCTTCAAAGGTTCCATTGAATATAGTTAGCCAGCCTCTGACTCAAGAACT
GTGATAAATATTAGTGAATGACTTGTAATCTTGTGTACAGTCAATAGAGGGAATGATATCAA
AAAGGCCAGGTGTAATACTATA--

CGAGTCTCCCTTGCAAATAGCACTGGGACTGTTGAGTATGATCCACTGTT-----

GCAGAGTACTGTCCTTGGCCTGGACCTTGTGACTGTGAA--CTAATCAAGGC-----

-----TCTTGTAGAAGGGACACGTGTGGCCCTTACTT-AGAACCCAGTTTGGCTTAGTGTG---

---TGAATTGAGAATATTGTTCTGGGATTTGGAATGCAACATTAATCACA-TTAGCAGGCTTACT-

CTAATTTGTGTGTTGATAGCATGCAA-A-----CGTG-

TTTTGTCTGCCCTTCTGCTTCTACTTTCTCCAGGGAAGCCGCCAAAGAATGTCGACGTAGGAAAA

AAGAGTATGTCAAATGTCTGGAGAGCCGAGTCGCAGTGTGGAAGTCCAGAAC-

AAGAAGCTTATAGAGGAGCTGGAAACC-----

ATTTATATCATGTCTATTATTTGCAAGAACAACAAAAAGTTACTTTCCACTGTACAGAGAAAG

ACTTAGTAGGAGATGTTCTGAAGGTAGATATGGTCATTCCATGGATGTGGTGTATAGTCGAGG

GAAAAGTATGGGCGTTCTCTTTGGAGGGCGATCCTACACGCCTTCTACCCAAAGAACCACAGAAA

CATGGAATAGGGTAGCTGACTGTCTGCCCATGTTTTCTGGTGGATTTTGAATTTGGGTGTGCT

ACATCATACTCTTCCAGAACTTCCAGGATGGGCTGTCTTCCATGTCTCTATTGCCAGAAATGA

TACCATTTACATTTTAGGAGGACACTCGCTAGCCAGTAATATCCGCCCTGCTAATCTGTACAGAA
TAAGGGTTGATCTTCCCCTGGGTAGTCCAGCTGTGAGTTGCACAATTTTAGAGGAGCATTGGGTG
GGAGGTGGCAGTGAGGGAGACAGTAGCCACGGGG---ACGGGTCTGAGTTTGATGAT---
GAAGGAATGCTGAGTGACGACCCAG---GCGCCAGGA---
GCGAGCGAAGTCCCTCCAGGATGAGCAGTGCTGGTGTGTCAGGTCCAAAGAATGGAAGGAGACAA
TGAACCGGCCGGTCTCCTCATTGGGATGACAGCCAATCCGTGCAGAACCGGGGCAGGAAGTTCT
TCAGGAAGCCCCGCATCTCTGAGGAAGACGACAGAGGTCACCTTGCTAACAGCAACACTAT---
GGAAGTCCAGAGTGA CTCCACCGAACAGTCCAAGTCTCAGGAAGCTGCTCTCAGCCGATCTAGGG
AGGAAAGTGACAGCGACTCTCAGGAGGACAGCACAGAGAGTCCGTCCCAGGAAGACAGTTCAA
TGGACAGGACTCCAGCAGTGAGTCCAGC---GAGGAAKCGGACCGGCCAT

Salpingotus_koslovi

CTCTTACCATTTTCGGCAACGCGCTGGTCAATTCTGGCCGTGTTGACCAGCCGCTCGCTCCGCGCA
CCACAGAACCTGTTTCTGGTGTCTCTGGCTGCGGGCGGACATCCTGGTGGCCACGCTCATCATTC
TTTTCTCTAGCCAACGAGCTGCTGGGCTACTGGTACTTCCGGCGCACTTGGTGCAGGTCTACC
TGGCGCTCGACGTGCTCTTCTGCACCTCGTCCATCGTGCACCTGTGTGCCATCAGTCTGGACCGGT
ACTGGGCAGTGAGCCGCGCGCTGGAGTACAACCTCAAGCGCACCCCGCGCCGCATCAAATGCATC
ATCCTCACCGTGTGGTCTATCGCAGCCATCATCTCGCTGCCGCCCTTATCTACAAGGGCGATCAG
GGTCCCCAAACCCACGAGCGCCCCCAGTGCAAGCTCAACCAAGAGGCCTGGTACATCTTGGCCTC
CAGCATCGGGTCTTTCTTTGCACCCTGCCTCATCATG-ATCCTCGT-----
TTCATGGACATGGAGTGTTCATGATCCTGAACCCAGCCAGCAGCTGGCCATCGCCGTGCTSTC
CCTCACACTGGGCACCTTACGGTGTGAGAACCTGCTGGTGTGTGCGTCATCCTGCACTCRC
GCAGCCTCCGCTGCCGGCCTTCCCTACCCTTCAATTGGCAGCCTGGCAGTGGCTGACCTCCTGGGCA
GTGTCAATTTTTGTCTACAGCTTCGTCGACTTCCACGTGTTCCACCGTAAAGACAGCCCCAATGTG
TTTTCTGTTCAAACCTGGGTGGGGTACCGCCTCCTTACGGCCTCCGTGGGCAGCCTGTTCTCAGC
GCCATCGACAGGTACATATCTATTACAGGCCCTGGCCTACAAGAGGATCGTCACCAGGCCCAA
GGCCGTGGTGGCCTTTTGCCTGATGTGGACCATGCCATTGTCAATTGCTGTGCTGCCCTCCTGG
GCTGGAACCTGCACCTGATGAAAAGACCGACGGCTCAGACACAGAGAGACTTCTCAACAATGACCA

TCAGAGATCACTTCACATCCTTGGCGCCAAGGATGATGATTCTGGGCGTACCAGCTGTTATGATC
CTGACATTCTGGAAACTGATTTCCCAGCCAGTGACATGTGTGATGGTGTCTCCGGGGTTGCTCAG
CCACAGAGTTTAAAAGGGGAAGCTGATCTCTTGTGCCTTGACCAGAAAAATCAAATAACTTAC
CTTA---TGATGCTTCTCCTG---CCTCAGCAGCCAGCATTACCCTAAC---
AGAGGAAGACAAACCACAACCCTTCTTATTAGTGAAACAGAGTCAACCCACCAACTTGCCTCCA
TGCAGTTGAG-----

TTCACTGGCCAACATTGACTTTTATGCCCAAGTAAGTGACATTACACCAGCAGGGAGTGTAGTCC
TTTCCCAGGCCAAAAGCATAAAGGCAGGGATACCCCATGTGACATCATGC---
ATCCAGAAGTGATCTCAGTCTGCCAAACCAATTACAACATGGACAGTGCCTACTTCTGTGAGGCA
GATGCCAAAAGTGCACT-ACTGTAGCCTCTCACAAGGAAGTCCAATCACATGTAGAG---
CCCAGCTTTAAGCTATGAGCCCAGCACCTCCTCGAGGCTTCCCAGCAAGCCTCCACATTCACCAA
CCTCACCCACGACGAACTGCTGGCCCAGCTGCAGAAAACGTTTACCATGAGGTCTGGAGGGCA
ACGTGGGCTACCTGCGTGTGGATGACCTCCCGGGCCAGGAGGTGCTGAGTGAGCTCGGGGGCTTC
CTGGTGGCTCACGTGTGGAGGAAGCTCATGGACACGTCCGCCTTGGTGTGGATCTTCGCCACTG
TACCAGAGGCCACGTGTCGGGCATCCCCTACGTTATCTCCTACTTGCACCCCGGGAACACCGTCG
TGCACGTGGACACCATCTATGACCGCCCTCCAACACCACCGGAGATCTGGACCTTGCCCAAG
GTCCTGGGAGAGAGGTACAGCGCTGACAAGGACGTGGTGGTCCCTACCAGTAGTCCGACGGGAGG
CGTGGCCGAAGACATYGCCTACATCCTCAAGCAGATGCGCAGGGCCATTGTGG?GGGTGAGAGGA

CGGAGGGGGGCGCCCTGGACCTCCAGAA-----
ACGACTTCCCCCTGGATGTTTCCCTCCCGCCAGGTGTGGCCTGAGGACCATGTGTTTCCACG
CCAAGCTTCAACTACACAGCCCATGACTTTCAGCGTTCTTTACGGACCTTCACTTTGAGGAAGG
CTGGTACATGTGGCTACAGTCACGTGACCTGCTGGCAGGACTCCCAGCACCTGGTGTAGAAGTAT
ATTGTCTGTATGGTGTGGGTCTGCCACACCCCGCACCTACATCTATGACCACAGCTTCCCCTAC
AAGGACCCTGTGGCTGCACTCTATGAGGACGGTGTGACACAGTAGCCACACGCAGCATGGAGCT
CTGTGGCCGGTGGCAGGGCCGCCA-----

CATGTCATGATGGGCAGATTGCCAGCCCCGAGAGGAAGGTGGGTCTGAGTGCTGGTCCCCTCTCT
GGAAGACAAACATTGAATGAACAGAGACCTCTATGCTCTGAGACTCCTGGAGATAATGAAGGTC
TTGCTTGGTTATCCTCAAACAGCAGCATTCTGAAAGTGAACGAGTGGTTTTCCAGAAGTGATGA
GATGTTAACTTTTGTGACACAGATGACATGAGGGGTGAGTCAAATGCTGAAGTAGCTTGGGCA
TTAGAAGTTTCCAATGAAGTAAACGGATATCCCTATTCGTCCAAGAAAGCGGCCATCTCAGACAC
TGATCCTTGTCTCCTTTACTATGTCAAAGTGAGAGAGTCTGCTCCAAACC---

AGAGAGTAATATCAAAGATAAAATATTTGGGAAAACCTATC---
AGAAGAAGGTAAGCCTCCCCAACTTGAACCATGCAACTGAAAATCTAATTCCAGGAGCATTGCT
GCAGAACCACAAATAACACAAGAGCATCCCT-----GGTG-----
CACAGATGTCCCGCTCAGCCCTACCACCCCATATGTAGAAGACACCCCCGAGCCACCCCTGCAYGA
CTTCTACTGCAGCAAGCTGCTGGATCTGGTGTTCCTGCTCGACGGCTCCTCCAGGCTGTCCGAGG
CCGAGTTTGAAGCGCTCAAGGCCTTTGTGGTGAGCGTGATGGAGAGACTGCACATCTCGCAGAAG
CGCATCCGTGTGGCCGTGGTGGAGTTCCACGATGGCTCCCATGCCTACATCGAGCTCAAGGCCCG
GAAGCGGCCCTCGGAGCTGCGACGCATCGCYGGCCAGGTGAAGTATGCCGGCAGCCAGGTGGCCT
CCACTAGCGAGGTCTTGAAGTACACGCTGTTTCAGATCTTTGACAAAGTCCAGCCGCCAGAAGCC
TCCCGCATCACTCTGCTCCTGACCCGAGCCAGGAGCCCCACGGATGGCCCGGAACCTG-----
GTCCGCTACGTC-----

CAGGGCTTGGCTGTGGGCTTCCACGCATTTATCAAAAAACAACCCAAGTACCTCAAGTTGGGAGC
TATTGATGTGGAACGTCTAAAGAACACACCAGTCAAATCTCCAGAAAGATCACAGAAAAGGAGT
CCCTCATCTACCAATGATTTAACAGCCACTTTCTTCGTTGATGGCATGCATTGTAAATCGTGTGT
GTCAAACATCGAGAGTGCTTTATCTACACTCCAGTATGTAAGCAGCATAGCAGTTTCTTTAGAGA
ATAGGTGTGCCATTGTAAAGTACAAAGCCAGCTCTGCCACTCCAGAAACACTGAGAAAAGCAAT
AGAGGCTGTTTACCAGGGCAATATAAAGTTAGTATTGCAAGTGATGTTGAAAGTACCTCCAAC
TCTC---

CCTCCTCCTCATCTCTTCAAAGGTTCCCTTTGAACTTAGTTAGCCAGCCTCTGACTCAAGAACT
GTGATAAATATTAGTGGGATGACTTGTAAATCTTGTGTACAGTCTATAGAGGGTTTGTATCAA
AAAGGCCAGGTGTGAAATCTATA---
CGAGTCTCCCTTGCAAATAGCACTGGGAGTGTTGAGTATGATCCACTGCT-----

GCAGAGTGACTGCCCTTGGCCTGGACTTTGTTGACTGTGAGCTCTAATCAAGGC-----
-----TCTTGTAGAAGGGACACTTGTGACCCTAACTT-AGAATCCAGTTTGGCTTAGTGTG--
---TGAATTGGGAATATTGTTCTGGGATTTGGAATGCAACTTTAATCACA-TTAGCAGGCTTACT-
CTAATTTGTGTGTCGATAGCATGCAA-A-----CATA-
TTTTGTCTGCCCTTCTGCTTCTGCTTTCTCCAGGGGAAGCCGCCAAAGAATGTCGACGTAGGAAAA
AGGAATATGTCAAATGTCTCGAGAGTCGGGTCGCAGTGCTGGAAGTCCAGAAC-
AAGAAGCTTATAGAGGAACTGGAAACC-----
ATTTATTTTTCATGTCTATTGTTTGCACAAACAACAAAAATTTACTTCCCATTGTACAGAAAAAG
ACTTAGTAGG---

TGTTCCCAAAGGTAGATATGGTCATTCAATGGATGTGGT?TACAGTATAGGTAAGTATGAGT
GCTCTCTTTGGAGGGAGGTCCTACATGCCTTCTACCCAAAGAACCACAGAAACATGGAATAGGGT
AGCTGACTGCCTGCCCCATGTTTTCTGGTGGATTTTGAATTTGGGTGTGCTACATCATAACATC
ATCCAGAGCTTCAGGATGGGCTATCTTTTTATGTCTCTGTTGCCAGAAATGATTCTATTTACATT
TCAGGAGGACACATGCTTACCAATAATCTCTG?CCTGCTAATCTGTACAGAATAAGGGTGGATCT
TGCCCTGGGTAGCCAAGCTGTGA-----
GAGGAGCATTGGGAGGGAGGTGGCAGCGAGGGAGACAGTAGCCACGGGG---
ATGGGTCTGAGTTTGACGAT---GAAGGAATGCTGAGTGATGACCCAGATGGCACCAGGA---
TTGAACGAAGCCACTCCAGGATGAGCGGGGCGGTGTCAGGTCCAAGGAATCTAAAGGGGACCA
TGAACCGGCCAGCCCTCGGGACTCGGATGATAGCCAACCCGTGGAGTATCCACGCAGGAAGTTCT
TGAGAAAGTCCCGCATTTCCGAGGAGGACGACAGAGGTCACCTTACTTACAGCAACACTAT---
GGAAGTTCAGAGTACTCCACAGAAAACCCCAAATCTCAGGAAGCTGGTCTGAGCCAATCCAGGG
AGGAAAGTGAGAGCGACTCTCAGGAGGACAGCGCAGAGAGCCCGTCCCAGGAAGACAGTTCACA
TGGACAAGACTCCAGCAGTGAGTCCAGC---GAAGAAGTGGACCAGCCAT

Peromyscus polionotus

CTCTTACCATTTTCGGCAACGCACTGGTCATTCTGGCTGTGTTGACCAGCCGCTCACTCCGTGCA
CCACAAAACCTCTTTCTGGTGTCACTGGCAGCCGCGGACATCCTAGTGGCCACCCTTATCATCCCT
TTCTCTCTGGCCAACGAGCTGCTGGGCTACTGGTACTTTTGGCGCACATGGTGGGAGGTCTACCT
GGCGCTGGATGTGCTCTTCTGTACCTCCTCCATCGTGCACCTGTGTGCCATCAGCCTGGACCGAT
ACTGGGCAGTGAGCCGAGCACTGGAGTACAACTCCAAGCGCACGCCGCGCCGCATCAAATGCATC
ATCCTCACTGTGTGGCTCATTGCAGCCGTCATTTCTCTGCCGCCCTCATCTATAAGGGCGACCA
GCGCCCGGAGCCTCACGGGCTCCCCAGTGTGAGCTCAACCAAGAGGCCTGGTACATCTTGGCTT
CCAGCATCGGATCTTTCTTGTCCCTGCCTCATCATG-ATCCTCGT-----
TTCATGGACATGGAGTGCTTTATGATTCTGAACCCAGTCAGCAGCTGGCCATTGCCGTGCTCTC
CCTCACACTGGGCACCTTACCGTTCTGGAGAACCTGCTGGTTCTGTGCGTCATCCTTCACTCCCG
CAGTCTCCGATGCCGGCCCTCCTACCATTCACTGGCAGTCTGGCGGTGGCCGACCTCCTGGGAA
GCGTCATTTTTGTCTACAGCTTTGTTGACTTCCATGTGTTCCACCGTAAAGACAGTCCCAATGTG
TTTCTGTTCAAACCTGGGTGGGGTACAGCCTCCTTACAGCTTCCGTGGGCAGCCTGTTCTCAC
AGCCATTGACAGGTACATATCCATTACAGGCCTCTGGCCTATAAGAGGATCGTCACCAGGCCCA
AGGCCGTGGTGGCTTTTTGCCTGATGTGGACTATTGCAATAGTAATTGCTGTGCTGCCTCTCCTT
GGCTGGAAGTGCAGCAGATGAAAAGACTGAAGGGTCAGACACAGACAGACTCCTGAGTAATGCC
CA--
TGAGAAATCACTCGGCATCCTTGGAGCAAAGGATGACGATTCTGGACGCACCAGCTGCTATGACC
CTGACATTTTGGACCCTGATTTCCACACTAGTGACGTGTGTGATGGTACCTCAGAGTTTGCTCAG
CCACAGAAGTTAAAAGAGGAAGCTGATCTCTTGTGCCTTGACCAGAAGAATCTGAAGAACTCGC
CTTA---TGGTGCTTCCCTCG---GCTCTCTGCACCCCTGCATTACCCTAAC---
AACGGAAGACAAACCACAGCCACTTCTGAGGAGTGAAACTGAGTCAACCCACCAACCTGCCTCCA
CCCAGATGAGCAATCCTGCTTCACTGGCAAACATCGACTTTTATGCCCAAGTAAGCGACATTACA
CCAGCAGGCAGTGTGGTCTTTCTCCAGGCCAAAAGATTAAGGCAGGGATGGCCCAGTGCAACAT
GCAGCCGCAACCTCAGGTGGCTGCGCCCTGCCAAGAAAATTACAACCTGAACAGTGCCTACTTCT
GTGAGTCAGATGCCAAAAAGTGCATC-
GCTGTGACCCCTCACTTGGAAAGCCACGCCATGTGTAAAA---
CCAAGCTTTAACCTATGAGCCCAGTAC---
CCTCGAGACGCCCAGCAAGCGCCAACTCACCAACCTCACCCGAGAAGAACTGTTGGTCCAGC
TACAGAGGAACATCCACCATGAGGTTCTTGAGGGCAACGTGGGTTACCTACGAGTGGATGACCTC
CCTGGCCAGGAGTACTGAGTGAGCTGGGGGGTCTTGGTGGACCACGTGTGGAGGCAGCTCAT

GGACACCTCCTCCTTGGTGCTAGATCTCCGGAAGTGTGCTGGTGGTCACATCTCTGGGATCCCTT
ATGTCATCTCCTACTTGCACCCTGGGAACACTGTCATGCACGTGGATAACCATCTATGATCGCCCC
TCTAATACCACCACCGAGATCTGGACCTTGCCCAAGGTCTAGGGGAGAGATACAGTGCTGACAA
AGACGTGGTAGTCCTCACCAGTGGACGTACCGGGGGCGTGGCTGAGGACATCGCCTACATCCTCA
AGCAGATGCGCAGGGCCATCGTGGTGGGTGAGCGGACGGAGGGTGGTGCCCTGGACCTCCAGAA-

ACGACTTCCCCCTGGATGTTTCCCTCCCGCCAGGTGTGGCCTGAGGACCATGTGTTTCCACG
CCAAGCTTCAACTACACGGGCCATGACTTTCAGCGCTTCTTTACGGACCTTCACTTTGAGGAAGG
ATGGTACATGTGGCTACAGTCACGTGACCTGCTGGCAGGACTCCAGCACCTGGTGTGGAAGTAT
ACTGTCTGTATGGCGTGGGTCTGCCCACACCCCGCACCTACATCTATGACCACAGTTTCCCCTACA
AGGACCTGTGGCTGCACTCTATGAGGACGGTGTATGACACAGTGGCCACACGTAGCACTGAGCTC
TGTGGTCAATGGCAAGGCCGCCA-----

TTAGAAAGGAGCCAACAGAACAGATGGGCTGAGAGTAAAGAAACATGTAATGATAGGCAGATTC
CCAGCACTGAGAAAAAGGTAGATCTGGATGCTGAGTCCCTCTGTGGGAGGAAGAAATGGAATAA
TCAGGAAAGTCTGTGCCCTGAGAATGCTAGAGCTACCCAAGATGTTCCCTTGGACGACACGAAATA
GCAGCATTGAGAAAGTTAACGAGTGGTCTCCAAGACTGGTGGAAACGTTAGTCTCTGACGGCACT
TCAGACAGGAGGGCGGCAGGCAAATGCTGAGGCAGCTGCTGTGCTCGAAGTTTCCAGTGAAGTAG
ATGGGTGTTCCAGTTCTTTAAAGGAAACAGACTTTCGTGGCCTCTGATCCCCATAATGCTTTAATG
TATAAGAGCAAAAGAGACTTCTCCAAACCAGTAGAGAATGATATCAAAGATAAAAATATTTGGGA
AGACATATC---AGAGAAAGGGAAGCCTCCCTCACTTGAACCATGTAACCTGAAA-----

TTCTAGGCACATATACTACAGAACCACAGATAACACAAGCGAACCCT-----GGTC-----
AACAGATGCCCCAGTCAGCGCCACCACCCCATATGTTGAAGACACCCTGAGCCACCCTTGCACA
GCTTCCAATGCAGCAGGCTGCTAGATCTTGTCTTCCCTGCTGGATGGCTCCTCCAGGCTGTCTGAG
GCTGAGTTTGGAGGTGCTCAAGACCTTTGTGGTGGGCATGATGGAGAGGCTGCATGTCTCTCAGA
AGCGCGTCCGTGTGGCAGTGGTTGAGTACCACGATGGATCCCATGCCTACATTGAGCTCAAGGCT
CGGAAGCGACCCTCAGAGCTTCCGGCGCATTGCCAGCCAGGTTAAGTACGCGGGTAGCCAGGTAGC
CTCTACCAGCGAGGTTTTGAAGTACACACTGTTCCAGATCTTTGGCAAATCGATCGCCCTGAAG
CCTCCCGCATCATTCTACTCCTGACTGCTAGCCAGGAGCCCCACGGATGGCCAGGAATTTG-----
--GTTTCGCTATGTC-----

CAGGGCTTGGCTGTGGGCTTCCCAGCCTTCATAAAAAAGCAGCCCAAGTACCTCAAATTAGGAGC
CATTGATGTTGAGCGCCTGAAGAACACAACGGTCAAATCCCAGAAGGATCACAGCAAAAGAGC
CCATCATATCCCAGTGATTCAACAGCCACATTCATCGTAGAGGGCATGCATTGTAAATCATGTGT
GTCAAATATCGAAAGTGCTTTATCTACACTCCAGTATGTAAGCAGTATAGTCGTTTCTTTAGAG
AATAGGTCAGCCATTGTAAAGTACAATGCAAGCTCAGTCACTCCAGAAATGCTGAGAAAAGCAA
TAGAGGCCGTTTTACCAGGGCAATACAGAGTTAGTATTGCAAATGAAGTTGAAAGTACCGCCAG
CTCTC---

CCTCCAGCTCATCTCTTCAAAGATGCCTTTGAACATAGTTAGCCAGCCTCTGACCCAAGAACT
GTGATCAACATTAATGGCATGACTTGTAAATCTTGTGTGCAGTCTATAGAGGGTGTGCATATCAA
AAAAGCCAGGTGTAATAATCCATC---
CATGTTTCCCTCGCAAATAGTACTGGGACTGTTGAATATGATCCTCTACT-----

GCAGAGTAACTGTGTTTACTTGGACCTTGTTTACTGTGAACTCTAATCGAGGCAGGCGATACAG
CA--TCCTCCTAATGGCCGTGTGGACTTGTAGATGGGTCTCT--
TAACCCTTGCTTAAGAATCCAGTTTGGCGTAGGGTG-----
TGAGTTGGGCATACTGTTCCACGGGTTGCAGCACAGCTCTGCTCACA-TGACCAAGCTTGCT-

CTG-----TTGTCAATAGCATGCAACA-----TATG-
TTTTGTTTGCCTTCTGCTTCTACTTTTTCCAGGGAAGCTGCTAAAGAATGTCGACGTCGAAAGA
AAGAATATGTAAAGTGTCTGGAGAGTCGCGTTGCAGTGCTGGAAGTTCAGAAC-
AAGAAGCTTATAGAGGAACCTGAAACC-----
ATTTATATCATGTCTGTTGCTTGCAAGAACAACAAAAAAGTTACTTTCCGTTGTACAGAGAAAG
ATTTAGTAGGAGATGTCCCCGAAGCCAGATATGGTCATTCCATTGATGTGGTGTACAGTCGAGG
GAAAAGTATGGGTGTTCTCTTCGGAGGACGATCATACATGCCTTCTACCCAGAGAACCACAGAAA
AATGGAATAGTGTAACTGACTGCCTGCCCATGTTTTCTTGGTAGATTTTGAATTTGGGTGTGCT
ACATCATACATTCTTCCAGAACTTCAGGACGGGCTGTCTTTTCATGTTTCTATTGCCAGAAATGA
TACGATTTACATTTTAGGAGGACATTCACTTGCCAATAACATCCGCCCTGCCAACCTGTATAGAA
TAAGGGTAGATCTCCCCCTGGGAAGCCCAGCAGTAACTGCACGGTCTTGAGGAACACTGGGTT
GGAGGTGGCAGTGAGGGGGAGAGCAGCCATGGGG---
ACGGCTCTGAGTTTGATGATGAAGAAGGGATGCTGAGCGACGACCCCGAGGGCACCAGGA---
GCGACCGAGGCCACGCCAGGATGAGCAGCGCCGGCATCAGGTCCAAAGAATCCAAAGGGGACCTG
GAGCTGGCGAGCGCTCAGGATCCAGATGACAGCCAGTCGGTGGACCCGCCAGGCAGCAAGTCCTT
CAGAAGGTCCCAGGTCTCCGAGGAAGATGACCGAGGCGAGCGCCAGACAGCAGGAGCAG---
GGAAACCCAGAGCGACTCCACAGAG-----
GACACCGTCTCCAAGGAGGACACCGCCGAGAGCCGGTCCCGGGAAGACAGTCCAGAGGGACAAGA
CACCAGCAGCGAGTCCAGC---GAGGAGGCCGGCGGGCCAT

Peromyscus_leucopus

CTCTTACCATTTTCGGTAACGCACTGGTCATTCTGGCTGTGTTGACCAGCCGCTCACTCCGTGC
ACCACAAAACCTCTTTCTGGTGTCACTGGCAGCCGCGGACATCCTAGTGGCCACCCTTATCATCC
CTTTCTCTCTGGCCAACGARCTGCTGGGCTACTGGTACTTTTGGCGCACATGGTGCAGGTCTAC
CTGGCGCTGGATGTGCTCTTCTGTACCTCCTCCATCGTGCACCTGTGTGCCATCAGCTGGACCGA
TACTGGGCAGTGAGCCGAGCACTGGAGTACAACCTCCAAGCGCACGCCGCGCCGCATCAAATGCAT
CATCCTCACTGTGTGGCTCATTGCAGCYGTCATTTCTCTGCCGCCCTCATCTATAAGGGCGACCA
GCGCCCGGAGCCTCACGGGCTCCCCAGTGTGAGCTCAACCAAGAGGCCTGGTACATCTTGGCTT
GCAGCATCGGATCTTTYTTTGTCCCTGCCTCATCATG-ATCCTCGT-----
TTCATGGACATGGAGTGTTTTAAGATTCTGAACCCAGTCAGCAGTTGGCCATTGCCGTGCTCTC
CCTCACACTGGGCACCTTACCCTTCTGGAGAACCTGCTGGTTCTGTGCGTCATCTGCACTCCCC
CAGTCTCCGATGCCGGCCCTCCTACCATTTCATTGGCAGTCTGGCRGTGGCTGACCTCCTGGGAA
GCGTCATTTTTGTCTACAGCTTTGTTGACTTCCATGTGTTCCACCGTAAAGACAGCCCCAATGTG
TTTTCTGTTCAAACCTGGGTGGGGTCACGGCCTCCTTACAGCTTCCGTGGGCAGCCTGTTCTCAC
AGCCATTGACAGGTACATATCCATTACAGGCCTCTGGCCTATAAGAGGATCGTCACCAGGCCCA
AGGCCGTGGTGGCTTTTTGCCTGATGTGGACTATTGCAATAGTAATTGCTGTGCTGCCTCTCCTT
GGCTGGAACCTGCAGCAGATGAAAAGACTGAAGGGTCAGACACAGACAGACTCCTAAGTAATGCC
CCATTTGAGAAATCACTCGGCATCCTTGGAGCAAAGGATGACGATTCTGGACGCACCAGCTGCTA
TGACCCTGACATTTTGGACCCTGATTTCCACACTAGTGACATGTGTGATGGTACCTCAGAGTTTG
CTCAGCCACAGAAGTTAAAAGAGGAAGCTGATCTTGTGCCTTGACCAGAAGAATATGAAGAA
CTCGCCTTA---TGGTGCTTCCCTCG---GCTCTCTGCACCCCTGCATTACCCTAAC---
AACGGAAGACAAACCACAGCCACTTCTGAGGAGTGAACCTGAGTCAACCCACCAACCTGCCTCCA
CCCAGATGAGCAATCCCGCTTCACTGGCAAACATCGACTTTTATGCCCAAGTAAGCGACATTACA
CCAGCAGGCAGTGTGGTCTTTCTCCAGGCCAAAAGATTAAGGCAGGGATGGCCCAGTGCAACAT
GCCGCCGCAACCTCAGGTGGCTGCGCCCTGCCAAGAAAATTACAACCTGAACAGTGCCTACTTCT
GTGAGTCAGATGCCAAAAAGTGCATC-
GCTGTGACCCCTCACTTGGAGGCCACGCCATGTGTAAAAAC?CCAAGCTTTTACCTATGAGCCCA

GTAC---

CCTCGAGACGCCCCAGCAAGCGCCAACACTCACCAACCTCACCCGAGAAGAAGTGTGGTCCAGC
TACAGAGGAACATCCACCATGAGGTTCTTGAGGGCAACGTGGGTACCTACGAGTGGATGACCTC
CCTGGCCAGGAGTACTGAGTGAGCTGGGGGGTCTTGGTGGACCAGTGTGGAGGCARCTCAT
GGACACCTCCTCCTTGGTGCTAGATCTCCGAACTGTGCTGGTGGTACATCTCTGGGATCCCTT
ATGTCATCTCCTACTTGACCCCTGGGAACACTGTCATGCACGTGGATACCATCTATGATCGCCCC
TCTAATACCACCACCGAGATCTGGACCTTGCCCAAGGTCCTAGGGGAGAGATACAGTGCTGACAA
AGACGTGGTAGTCCTCACCAGTGGACGTACCGGGGGCGTGGCTGAGGACATCGCCTACATCCTCA
AGCAGATGCGCAGGGCCATCGTGGTGGGTGAGCGGACGGAGGGTGGTGGCCTGGACCTCCAGAA-

ACGACTTCCCCCTGGATGTTTCCCTCCCGCCAGGTGTGGCCTGAGGACCATGTGTTCAATTTCCACG
CCAAGCTTCAACTACACGGGCCATGACTTTCAGCGCTTCTTTACGGACCTTCACTTTGAGGAAGG
ATGGTACATGTGGCTACAGTCACGTGACCTGCTGGCAGGACTCCCAGCACCTGGTGTGGAAGTAT
ACTGTCTGTATGGCGTGGGTCTGCCACACCCCGCACCTACATCTATGACCACAGTTTCCCCTACA
AGGACCTGTGGCTGCACTCTATGAGGACGGTGTGACACAGTGGCCACACGTAGCACTGAGCTC
TGTGGTCAATGGCAAGGCCACCA-----

TTAGAAAGGAGCCAACAGAACAGATGGGCTGAGAGTAAAGAAACATGTAATGATAGGCAGATTC
CCAGCACTGAGAAAAAGGTAGATCTGGATGCTGAGTCCCTCTGTGGGAGGAAGAAATGGAATAA
TCAGGAAAGTCTGTGCCCTGAGAATGCTAGAGCTACCCAAGATGTTCTTGGACGACACGAAATA
GCAGCATTCAGAAAGTTAACGAGTGGTTCTCCAAGACTGGTGGAACGTTAGCTCCTGACGGYACT
TCAGACAGGAGGCGGCAGGCAAATGCTGAAGCGGCCGCGYGTGCTCGAAGTTTCCAATGAAGTAG
ATGGGTGTTCCGGTTCTTTAAAGGAAACAGACTTCGTGGCCTCTGATCCCATAATGCTTTAATG
TATAAGAGCAAAAGAGACTTCTCCAACCAGTAGAGAATGATATCAAAGATAAAAATATTTGGGA
AGACATATC---AGAGAAAGGGAAGCCTCGCTCATTTGAACCATGTAACCTGAAA-----

TTCTAGGCACATATACTACAGAACCACAGATAACACAAGCGAACCCCT-----GGTC-----
AACAGATGCCCCAGTCAGCGCCACCACCCCATATGTTGAAGATAACCCCTGAGCCACCCCTGCACA
GCTTCCAATGCAGCAGGCTGCTAGATCTTGTCTTTCTGCTGGATGGCTCCTCCAGGCTGTCTGAG
GCTGAGTTTGAGGTGCTCAAGACCTTTGTGGTGGGCATGATGGAGAGGCTGCATGTCTCTCAGA
AGCGCGTCCGTGTGGCAGTGGTTGAGTACCACGATGGATCCCATGCCTACATTGAGCTCAAGGCT
CGGAAGCGACCCCTCAGAGCTTCGGCGCATTGCCAGCCAGGTTAAGTACGCAGGTAGCCAGGTAGC
CTCTACCAGCGAGGTTTTGAAGTACACACTGTTCCAGATCTTTGGCAAAATCGATCGCCCTGAAG
CCTCCCGCATCATCTACTCCTGACTGCTAGCCAGGAGCCCCACGGATGGCCAGGAATTTG-----
--GTCCGCTATGTC-----

CAGGGCTTGGCTGTGGGCTTCCCAGCCTTCATAAAAAAGCAGCCCAAGTACCTCAAATTAGGAGC
CATTGATGTTGAGCGCTGAAGAACACAACGGTCAGATCCCAGAAAGGATCACAGCAAAAGAGC
CCATCATATCCCAGTGATTCAACAGCCACATTCATCATAGAGGGCATGCATTGTAAATCATGTGT
GTCAAATATTGAAAGTGCTTTATCTACACTCCAGTATGTAAGCAGTATAGTCGTTTCTTTAGAG
AATAGGTCAGCCATTGTAAAGTACAATGCAAGCTCAGTCACTCCAGAAATGCTGAGAAAAGCAA
TAGAGGCCGTTTACCAGGGCAATACAGAGTTAGTATTGCAAATGAAGTTGAAAGTACCGCCAG
CTCTC---

CCTCCAGCTCATCTCTTCAGAAGATGCCTTTGAACATAGTTAGCCAGCCTCTGACCCAAGAACT
GTGATCAACATTAATGGCATGACTTGTAAATCTTGTGTGCAGTCTATAGAGGGTGTATATCAA
AAAAGCCAGGTGTAAAATCCATC---

CATGTTTCCCTCGCAAATAGTACCGGGACTGTTGAATATGATCCTCTACT-----

TAACTGTGTTTACTTGGACCTTGTACTGTGAACTCTAATCGAGGCAGGCGATACAGCA--
TCCTCCTAATGGCCGTGTGGACTTGTAGATGGGTCTCT--
TAACCCTTGCTTAAGAATCCAGTTTGGCGTAGGGTG-----
TGARTTGGGCATACTGTCCCACGGGTTGCAGCACAGCTCTACTCACA-TGACCAAGCTTGCT-
CTG-----TTGTCAATAGCATGCAACA-----TATG-
TTTTGTTTGGCCCTTCTGCTTCTACTTTTTCCAGGGAAGCTGCTAAAGAATGTCGACGTGCAATGA
AAGAATATGTAAAGTGTCTGGAGAGTCGCGTTGCAGTGCTGGTAGTTCAGAAC-AAGAAGC-----

ATTTATATCATGTCTGTTGCTTGCAAGAACAACAAAAAAGTACTTTCCGTTGTACAGAGAAAG
ATTTAGTAGGAGATGTCCCCGAAGCCAGATATGGTCATTCCATTGATGTGGTGTACAGTCGAGG
GAAAAGCATGGGTGTTCTTTCGGAGGACGATCATACATGCCTTCTACCCAGAGAACCACAGAAA
AATGGAATAGTGTAGCTGACTGCCTGCCCATGTTTTCTTGGTAGATTTTGAATTTGGGTGTGCT
ACATCATACATTCTTCCAGAACTTCAGGACGGGTTGTCTTTTCATGTTTCTATTGCCAGAAATGA
TACGATTTACATTTTAGGAGGACACTCACTTGCCAATAACATCCGCCCTGCCAACCTGTATAGAA
TAAGGGTAGATCTTCCCCTAGGAAGCCAGCAGTAAACTGCACGGTCTTGGAGGAACACTGGGTT
GGAGGTGGCAGTGAGGGAGAGAGCAGTCACGGGG---
ACGGCTCTGAGTTTGATGATGAAGAAGGGATGCTGAGCGACGACCCCGAGGGCACCAGGA---
GCGACCGAGGCCACGCCAGGATGAGCAGCGCCGGCATCAGGTCCAAAGAATCCAAAGGGGACCGG
GAGCTGGCGAGCGCTCGGGATCCAGACGACAGCCAGTCTGTGGACCCGCCAGGCAGCAAGTCCTT
CAGAAGGTCCCAGGTCTCCGAGGAAGATGACCGAGGCGAGCGTCCAGACAGCAGCAGCAG---
GGAAACCCAGAGCGACTCCACAGAG-----
GACACCGTCTCCAAGGAGGACACCCGCCG-
GAGCCGGTCCCAGGAAGACAGTCCAGAGGGACAAGACACCAGCAGTGAGTCCAGCGAGGAGGAG
GCCGGCGGGCCAT

Dipodomys_ordii

CTCTTACCATTTTTGGGAACTCACTGGTCATCCTGGCTGTGTTGACCAGCCGTTCCCTGCGCGCC
CCACAAAACCTGTTCCCTGGTGTGCTGGCGGCCGCTGACATCTTGGTGGCCACGCTCATCATCCCT
TTCTCGCTGGCCAATGAGCTGTTGGGCTACTGGTACTTCCGGCGCACGTGGTGGCAGGTTTACTT
GGCGCTCGACGTACTTCTGTACTTTCGTCCATTGTGCACCTGTGCGCCATCAGCCTGGATCGCT
ACTGGGCGGTGAGCCGCGCTGGAGTACAACCTCAAACGCACCTCCGCGCCGCATCAAGTGCATC
ATCCTCACCGTGTGGCTCATCGCAGCCTTCATCTCGCTGCCGCCCTCATCTACAAGGGTGACCAG
GGACCCAGCCCCACGGGCGCCCCAATGCAAGCTCAACCAAGAGGCCTGGTACATYTTGGCTCC
AGCTTCGCGTCTTTCTTTGCACCCTGCCTTATCATG-ATTCTTGT-----

TTCATGGACATGGAGTGCTTCATGATCCTCAACCCAGTCAGCAGCTGGCCATCGCCGTAAGTGC
CCTCACACTGGGCACCTTACGGTCTGGAGAACCTGCTCGTGCTGTGTGTCATCCTCCACTCCCG
CAGCCTCCGCTGCAGGCCTTCCCTACCCTTCATCGGCAGCCTGGCCGTGGCAGACCTGCTGGGGAG
TGTCATATTTGTCTACAGCTTCGTTGACTTCCACGTGTTCCACCGCAAAGACAGCCCAATGTGT
TTCTGTTCAAACCTGGGTGGGTCACGGCTCCTTACCAGCTCTGTAGGCAGCCTGTTCCCTCACCG
CCATCGACAGGTACATCTCCATTCACAGGCCACTGGCCTATAAAAGGATCGTCACCAGGCCCAAG
GCTGTGGTGGCTTTCTGCCTGATGTGGACCATAGCTATTGTGATTGCCGTGCTGCCTCTCCTGGG
CTGGAACCTGACTGGATGAAAAACGGAAGGGTCAGATACAGACAGACTTCTAAACAGTGACCG-

--

TCAGAAATCACTGAATCTCCTTGGGGCAAAGGATGATGACTCTGGGCGTACCAGCTGTTATGAGC
CTGATCTTCTAGAGACTGATTTCAATGCCAGTGACATAGATGATGGTACCTCAGAGGTGGCTCAG
CCACAGAGGTTAAAAGGGGAAGCTGATCTTGTGCCTTGACCAGAAGAATCAAATAAACCAT
CTTATCCTCATGCCTCCTCTG---TCACTACCGCCTAGTGTAAATCCGAGT---

AGAGGAAGACAAACCACAACCACTTCTGACTGGGGAAACTGAGTCAGCTCCCCAAGTTGTCCCTA
CCCAGATAAACAAATCCAAGTTCCTGACTGGCAAACATTGACTTTTATGCCAGGTAAGCGACATTACA
CCAGCAGGGAGTGTGGTCCTTTCTCCAGGCCAAAGGAATAAGGCAGGGACAGCCCAGAGCAGTGT
---GC---

ATGCAGAAGAAGTGTCACTCTGCCAAGCAAACCTTCATCGCGGACAACGCCTACTTCTGTGAGTCA
GATGCCAAGAAGTGCATC-CCTTCCGCCCTCACACAGAGGTGAAGGCACTCACAGAA---
CCTCGCTTTAACCTATGAACCCAGCAC---

CCTGGAGGCTCCCCGGCAAACCACAGCACCCAGCAACTTCACCCAAGAGGAGCTGCTAATGTGGC
TGCAGGAGAAGATACACCATGAGGTCTGGAGGGTAACGTGGGCTACCTGAGGGTGGATGACCT
CCCAGGCCGGGAGGTGCTGAGCAAGCTCGGAGATTTCTTGGTGGCCACGTGTGGAGCCAACTCA
TGGGCACCTCTGCCTTGGTGTGGATCTCCGACATTGCACCAGCGGCCACGTCTCAGGAATCCCC
TACGTCGTTTCTACCTGCACCCTGGGAACACGGTCTTGCACGTGGATACCATCTACGATCGCC
CTCCAACACCACCAGGAGATCTGGACCTACCCAAGGTCTGGGAGAAAGGTACAGCGCTGAGA
AGGATGTGGTGGTCTCACAGCGGCCGACCCGAGGAGTGGCCGAGGACATCGCCTACATCCTC
AAGCAGATGCGCAGGGCCATCGTGGTGGGGGAGCGGACCGAGGGGGGAGCCCTGGATCTCCAGA
A-----

ACGACTTCCCCYTGGATGTTTCCCTCCCGCCAGGTGTGGCCTGAGGACCATGTGTTTCAATTTCCACG
CCAAGCTTCAACTACACGGGCCATGACTTTCAGCGCTTCTTTACGGACCTTCACTTTGAGGAAGG
ATGGTACATGTGGCTACAGTCACGTGACCTGCTGGCAGGACTCCCAGCACCTGGTGTGGAAGTAT
ACTGTCTGTATGSGTGGGTCTGCCACACCCCGCACCTACATCTATGACCACAGTTTCCCCTACA
AGGACCTGTGGCTGCACTCTATGAGGACGGTGTATGACACAGTGGCCACACGTAGCACTGAGCTC
TGTGGTCARTGGCAAGGCCGCA-----

TTAGAAAGGAGCCAACAGAGCAGATGGATTGAACGTAAGGAAACGTGTCATGATAGGCAGATTC
CCAGTGCAGAGACAAAGGTAGATCTGAATGCTGATCCCGGCTGTGGGTGTAAAGAA-----

TGTTCTGAGAATCCAAGAAGTACCCAAGATGTTCCCTGGATAACTCTAAATAGCAGCATTTCAGA
AAGTTAATGACTGGCTTACCAGAAGTATGATATGCTAACTTCTGATGA-----
CAGTGGGAAGTCTGAAACAAATGCTGAAGTAGATGGTACCTTAGAAGTTCCACATGAAGTAGAT
GGATATTCTGGTCCTTCAAAGAAAATAAACTTACTGGCCACTGATCCTCATACTTCTTTAGAGAG
TAAAAG-----

CCTCAAATAGTTTCAAGTAATATGGAAGATAAAATATTTGGTAAAACCTATC---
GGAGGAGGACAAGCCTCCCTAATTTGAACCATGTACCTGAAAATCTAATAAGAATAGCACTTCCT
ACAGAACCAAAGATA---CAGGAGCAACCT-----GGGA-----

CRCGGAGGCCCCAGCCGTCACCCCGACCCCGGACGTGGAGGACACACCCGGAGCCCCCGCTGCACGA
CTTCTACTGCAGCAAGCTCCTGGACCTGGTGTTCCTGCTGGACGGCTCGGCCAGGCTGTCCGAGG
CCGAGTTCGAGGAGCTCAAGGGCTTCGTGGTGTGAGCGTGATGGAGCGGCTGCACATCTCCAGAAG
CGGATCCGCGTGGCCCTGGTGGAGTTCCACGACGGCTCGCACGCCTACCTCGAGCTCAGGGCCCGC
CGGCGGCCGTCCGAGCTGCGGCGCGTGGCCAGCCACGTGAAGTACGTGGGCAGCCAGGTGGCGTC
CACCAGCGAGGTGATGAAATACACGCTCTTCCAGATCTTCCGGCAAATCGATCGGCCCGAGGCCT
CGCGCGTCACACTGCTCCTGACCGCCAGCCAGGAGCCGCCCGCCTGGCCCCGAACCTG-----
GTCCGCTATCTC-----

CAGGGCCTGGCAGCAGGCTTCCAGCATTTGTCAAAAACAGCCCAAGTACCTGAAATTGGGAGC
TATTGATGTGAGCGCCTAAAGAACACACCAGTGAGATCTCCAGAAGGATCTCAGCAAAGGAGT
CCCTCACACACCAGTGATTCTACAGCTACTTTCATCATAGATGGCATGCATTGTAAATCATGTGT
GTCAAATATCGAAAGTGCTTTCTCTACACTCCAATATGTAAGCAGCATTTGTCGTTTCTTTAGAGA

ATAGGTCTGCCACTGTAAAATACAATGCAAGTTCAGTCACTCCAGAACTCTGAGAAAAGCAAT
AGAGGCTGTCTCACCAGGACAATATAGAGTTAGCATTGCAAGTGAAGTTGAGAGTACTTCCAAC
TCTT---
CCTCTGCCACTTCTCCTCAAAAGACACCTTTGARTACAGTTAGCCAGCCTCTGACTCAGGAAACC
CTGATAAACATTGTTGGCATGACTTGTAAATTCCTGCGTGCAGTCTATTGAGGGGGTCATATCAA
AAAAGCCAGGTGTGAAATCCATC---
CGCGTCTCCCTAGCAAACAGCAATGGGACTGTGGAGTATGATCCTCTACT-----
-----GCAGAGTAACTGTCTCT-----
GACCTTGTTTACTGGGAACTCTAACCAAGGCAGGCGATGCAGCGGTCTTCTAGTCACCAGTGTG
GACTTGTGGAAGGGACATTTGTGACCTTA----
AGAATCCAGTTTGTCTGAGTGTGTGAAATTGAATTGGGAATATTGTTCCAAGATTTGGAGTACG
TTTCTGATCACATTTACCAAGATTACT-
TCCACATATTTGTCAGTAGCATGCAAAAACAACAAAAACAATG--
TTTGTGGCCCTTATGCCTCTACTTTTTCCAGGGAAGCTGCTAAAGAATGTGACGTCGAAAGAA
AGAATATGTGAAATGTCTGGAAAGTCGAGTTGCAGTGTGGAAGTTCAGAAC-
AAGAAGCTTATAGAGGAACCTGAAACC-----
TTTTACAGTATGTCTCTTATTTGCAAGAACAACAAAAAGTGACTTTCCAGTGCACAGAGAAAG
ACTTAGTAGGAGATGTTCTGAAGCCAGATATGGCCATTCCATTGATGTGGTGTATAGTCGAGG
GAAAAGCATGGGTGTTCTCTTTGGAGGGAGGTCATATATACCTTTTACTCAAAGAACCACAGAA
AAATGGAACAGTGTAGCTGATTGTCTGCCTTATGTTTTCTTGGTGGATTTTGAATTTGGGTGTA
CTACATCATATAATTCTCCCTGAACTTCAGGATGGACTATCTTTCCATGTCTCTTGGCCAGAAAT
GATACTGTTTATATTTTAGGAGGACATTCCTTGTACTAATAGTCGGCCTGCCAACCTATACAG
AATAAAGGTTGACCTTCTTTGGGTAGCCAGCTGTGAATTGCACAGTCTTAGAGGAGACCCATG
TTGGAGGCRTCAGTGAAGGGGAGAGTAGCCATGGTG---ATGGCTCTGAGTTTGATGAT---
GAAGGAATGCAGAGTGATGATCCAGACAGCATGAAGA---
GTGAGAGAGGCCACTCCAGGATTAGCAGCGCTGGCGTCAGGTCCAAGGGGTCCAAGAGGTCAGC
GAGCAGTTGAGCCCTCRGGACTCAGGCCACATCCTATCAGTAGAGTATCCCAGCAGGAAGTTTTT
CAGTAAATCTCGAATTTCTGAGGAAGATGGTAGACATGAGCTGGCTGAGAGCCGCTCTAGGGAG
GAAGTCCAGAGTGAAGTGGGGGACGCTGACTCCAAGGCAGCTGGCCTCAGCCAATCCCGGGA
GGACAGTCAGAATGACTCTCAGGAAGACAGCCCTCAGACTCAGTCTCAAGAAGACAGTCAAGAT
GTCCAAGATTCCAGCAGTGAGTCCAGC---CAAGAAGATGACCTGCCAT

Cardiocranium_paradoxus

CTCTTACCATCTTCGGCAACGCGCTGGTCATTCTGGCTGTGTTGACCAGCCGCTCGCTCCGCGCA
CCACAGAACCTGTTTCTGGTGTGCTGGCTGCGGCGGACATCCTGGTGGCCACGCTCATCATTC
CTTTTCTCTAGCCAACGAGCTGCTGGGCTACTGGTACTTCCGGCGCACCTGGTGGGAGGTCTACC
TGGCGCTCGACGTGCTCTTCTGCACCTCGTCCATCGTGCACCTGTGTGCCATCAGTCTGGACCGGT
ACTGGGCTGTGAGCCGCGCGCTGGAGTACAACCTCAAGCGAACCCCGCGCCGCATCAAATGCATC
ATCCTCACCGTGTGGCTCATCGCGCCATCATCTCGCTGCCGCCCTCATCTACAAGGGCGATCAG
GGTCCCCAACCCACGAGCGCCCCAGTGCAAGCTCAACCAAGAGGCCTGGTACATCTTGGCCTC
CAGTATCGGGTCTTTCTTTGCACCCTGCCTCATCATG-ATCCTCGT-----
TTCATGGACATGGAGTGTTCATGATTCTGAACCCAGCCAGCAGCTGGCCATCGCTGTGCTGTC
CCTCACTCTGGGCACCTTCACAGTGCTCGAGAACCTGCTGGTGTGTGTGCATCCTGCACTCAC
GCAGCCTCCGCTGCCGGCCTTCTACCATTTTATTGGCAGCCTGGCAGTGGCTGACCTCCTGGGCA
GCGTCATTTTTGTCTACAGCTTCGTCGATTTCCATGTGTTCCACCGTAAAGATAGCCCCAATGTG
TTTCTGTTCAAACCTGGGTGGGGTCACAGCCTCCTTACGGCCTCCGTAGGCAGCCTGTTCTCAC
AGCCATCGACAGGTACATATCTATTACAGGCCCTGGCCTATAAGAGGATCGTCACCAGGCCCA

AGGCCGTGGTGGCCTTCTGCCTGATGTGGACCATTGCGATTGTCATTGCTGTGCTGCCCTCCTC
GGCTGGAAGTGCACCTGATGAAAAGAGTGACGGATCAGACACGGACAGACTTCTCAACAGTGAC
CA--
TCAGAGATCTCTTAACATCCTTGGGGCCAAGGATGATGATTCTGGGCGTACCAGCTGTTATGATC
CTGACATTCTGGAAACTGATTTCCCAGCCAGTGACATGTGTGATGGTGCCTTGGGGGTGCTCAG
CCACAAAGGTTAAAAGGGGAAGCTGATCTCTTGTGCCTTGACCAGAAAAATCAAATAACTTAC
CTTA---TGATGCCTC---TG---CCACTCAGCAGCCCAGCGTTACCCTAAC---
AGAGGAAGACAAACCACAACCACTTCTTATTAGTGAAACAGAGTCAACCCACCAACTTGCCTCCA
TGCAGATGAGCCATCTTAGTTCACTGGCCAAACATTGACTTTTATGCCCAAGTAAGCGACATTACA
CCAGCAGGGAGTGTAGTTCTTTCCCCAGGCCAAAAGCATAAGGCAGGGATGCCCCCTGCGACAT
CATGC---
ATCCAGAAGTGATCTCAGTCTGCCAAGCCAATTACAACATGGACAGTGCCTACTTCTGTGAGGCA
GATGCCAAAAGTGCATT-GCTGTGGCCCCCTCACAAGGAAGTCCAATCACATGTAGAG---
CCCAGCTTTAAGCTATGAGCCCAGCAC--
CCTCGAGACTTCTCAGCAAGGCTCAACATTCACCAACCTCACTCGCGATGCACTGCTGGTCCAGC
TGCAGAAGAACGTTACCATGAGGTCTGGAGGGCAACGTGGGCTATCTACGCGTGGATGACCTC
CCGGGCCAGGAGGTGCTGAGTGAGCTCGGGGGTTCCTGGTGGCTCACGTATGGAGGAAGCTCAT
GGGCACCTCCGCCTTGGTGTGGATCTCCGCCACTGCACTGGAGGCCATGTGTCTGGTATCCCCT
ACGTCATCTCCTATTTGCACCCGGGAATACAGTTGTCCATGTGGACACCATCTATGATCGCCCC
TCCAACACCACCACGGAGATCTGGACCTTGCCAAGGTCTGGGAGAGAGGTTCACTGCTGACAA
GGATGTGGTGGTCTCACCAGCAGGCACACAGGAGGTGTGGCTGAAGACATCGCCTACATCCTCA
AGCAGATGCGCAGAGCCATTGTGGTGGGTGAGCGGACTGAGGGGGTGCCTGGATCTCCAGAA-

ACGACTTCCCCCTGGATGTTTCCCTCCCGCCAGGTGTGGCCTGAGGACCATGTGTTCAATTTCCACG
CCAAGTTTCAACTACACAGCCCATGACTTTCAGCGCTTCTTTACGGACCTTCACTTTGAGGAAGG
CTGGTACATGTGGCTACAGTCACGTGACCTGCTGGCAGGACTCCCAGCACCTGGTGTAGAAGTAT
ATTGTCTGTATGGCGTGGGTCTGCCCACACCCCGCACCTACATCTATGACCACAGCTTCCCCCTACA
AGGACCTGTGGCTGCGCTCTATGAGGACGGTGATGACACAGTAGCCACACGCAGCATGGAGCTC
TGTGGCCGGTGGCAGGGCCACCA-----

TTAGCAAGGATCCAACCAAGCAGATGGGCCAAAAGTAAGGAAGCATGTCATGATGGGCAGATTT
CCAGTACTGAGAGGAAGGTGGGTTTGAAGTGGTCCCCTCTCTGGGAGACAGACATTGAATGA
ACAGAGACCTCTATGCTCTGAGACTCCTGGAGATAATGAAGGTCTTGCTTGGTTAACCCAAAACA
GCAGCATTCTGAAAGTGAACGAGTGGTTTTCCAGAAGTGATGAGATGTTAACTTTTGTGATAC
AGATGACATGAGGGGTGAGTCAAATG-----
-----CTTCACTATGTCAAAGCGAAAGAGTCTGCTCCAAACC---
AGAGAGTAATATCAAAGATAAAATATTTGGGAAAACCTATC---
AGAAGAAGGTAGGCCTCCCCAACTTGAATCATGCAACTGCAAACCTAATTCAGGAGCATTGCT
GCAGAACCACAAATAACACAAGAGCATCCCT-----GGTG-----
CACGGATGTCCCACTCAGCCCTACCACCCATATGTAGAAGACACTCCTGAGCCCCCTGCACGA
CTTCTACTGCAGCAAGCTGCTGGACCTGGTTTTCTTGCTGGATGGCTCCTCAGGCTGTCTGAGG
CTGAGTTTGAAGTGTCAAGGCCTTTGTGGTGTGAGCATGATGGAGAGGCTACACATCTCCAGAAAG
CGCATCCGCGTGGCCGTGGTGGAGTACCACGACGGCTCCACGCCTACATCGAGCTCAAGGCCCG
GAAGCGGCCCTCAGAGCTGCGACGCATTGCCAGCCAGGTGATGTATGCTGGCAGCCAGGTGGCCT
CCACCAGTGAGGTCTTGAAGTACACGCTGTTTTGAGATCTTTGGCAAAGTGCACCGGCCAGAAGCC
TCCGCATCACGCTGCTCCTCACCGCCAGCCAGGAGCCCCACGGATGGCCCGGAACCTG-----

GTCCGCTACGTC-----
CAGGGCTTGGCTGTGGGCTTCCACGCATTTATCAAAAAACAGCCCAAGTACCTCAAGTTGGGAGC
TATTGATGTGGAACGTCTAAAGAACACACCAGTCAAATCTCCAAAAGGATCACAGAAAAGGAGT
CCCTCATCTACCAATGATTTAACGGCCACTTTCATCGTTGATGGCATGCATTGTAAATCGTGTGT
GTCAAATATCGAGAGTGCTTTATCTACACTCCAGTATGTAAGCAGTATAGCAGTTTCTTTAGAG
AATAGGTGTGCCATTGTAAAGTACAATGCCAGCTCTGCCACTCCAGAAACTGAGCAAAGCAAT
AGAGGCTGTTTCACCAGGGCAATATAAAGTTAGTATTGCAAGTGATGTTGAAAGTACCTCCAAC
TCTC---

CCTCCTCCTCATCTCTTCAAAAGGTTCTTTGAACTTAGTTAGCCAGCCTCTGACTCAAGAACT
GTGATAAATATTAGTGGGATGACTTGTAATCTTGTGTACAGTCTATAGAGGGTTTGATATCAA
AAAGGCCAGGAGTAAATCTATA---
CGAGTCTCCCTTGCAAATAGCACTGGGACTGTTGAGTATGATCCACTGCT-----

GCAGAGTGAMTGCCCTTGGCCTGGACTTTGTTGACTGTGAACTCTAATCAAGGC-----
-----TCTTGTAGAAGGGACACTTGTGACCCTAACTT-

AGAATCCMGTTTGGCTTAGCGTG-----
TGAATTGGGAGTATTGTTCTGGGATTTGGAATGCAACTTTAATCACA-TTAGCAGGCTTACT-
CTACTTTGTATGTCAATAGCATGCAA-A-----CATG-
TTTTGTCTGCCCTCTTGCTTCTGCTTCTCCAGGGGAAGCCGCCAAAGAATGTCGACGTAGGAAAA
AAGAATATGTCAAATGTCTCGAGAGTCGGGTCGCAGTGCTGGAAGTCCAGAACAAGAAGCTTA
TAGAGGAACTGGAAACC-----

CTATTGTTTCCAAGAACAACAAAAAGTTACTTTCCACTGTACAGAGAAAGACCTGGTAGGAGA
TGTTCTGAAGGTAGATATGGTCATTCCATTGATGTGGTATATAGTCGAGGGAAAAGTATGGGT
GTTCTCTTTGGAGGGAGGTCCTACATGCCTTCTACCCAAAGAACCACAGAAACATGGAATAGGGT
AGCTGACTGCCTGCCCCATGTTTTCTGGTGGATTTTGAATTTGGGTGTGCTACATCGTACATCC
TTCCAGAACTTCAGGACGGGCTATCTTTTCATGTCTCTATTGCCAGAAATGATACCATTTACATT
TTAGGAGGACACTCGCTTGCCAATAATATCCGCCCTGCTAATCTGTACAGAATAAGGGTTGATCT
TCCCCTGGGTAGCCCAGCTGTGAGTTGTACAATCTTAGAGGAGCGTTGGGTGGGAGGTGGCAGCG
AGGGAGACAGTAGCCACGGGG---ACGGGTCTGAGTCTGATGAT---
GAAGGAATGCTGAGCGATGACCCAGATGGCACCAGGA---

GTGAGCGAAGCCACTCCAGGATGAGCGGCGCTGGTGTCCGGTCCAAGGAATCTAAAGGGGACAA
TGAACCGGCCAGCACTGGGCACTCGGATGATAGCCAGCCCGTGGAGTACCCAGGCAGGAAGTTYT
TGAGAAAGGCCCGCATTTCTGAGGAAGACCACAGAGGTCACCTTCTGACAGCAACACCAT---
GGAAGTCCAGAGCGACTCCACAGAAAGCTCCAGGTCGCAGGAAGCTGGCCTGAGCCAATCCAGGG
AGGAAAGTGACAGCGGCTCTCAGGATGACAGCGCAGAGAGCCCGTCCAGGAGGACAGCTCAGAC
GGACAAGACTCCAGCAGTGAGTCCAGC---GAAGWGGGGGACCAGCCAT

Allactaga_tetradactyla ---

TTCACCATTTTTCGGCAACGCGCTGGTCATTCTGGCTGTGATGACCAGCCGCTCGCTACGCGCACC
ACAGAACCTGTTTCTGGTGTGCTGGCTGCTGCGGACATTCTGGTGGCCACGCTTATCATTCCTT
TTTCTCTAGCCAACGAGCTGCTGGGCTACTGGTACTTCCGGCGCACTTGGTGGCAGGTCTACCTG
GCGCTCGACGTGCTCTTCTGCACCTCGTCCATCGTGCACCTGTGTGCCATCAGTCTGGACCGGTAC
TGGGCAGTGAGCCGCGCGCTAGAGTACAACCTCCAAGCGCACCCCGCGCCGCATCAAATGCATCAT
CCTCACCGTGTGGCTCATCGCAGCCATCATCTCGCTGCCGCCCTCATCTACAAGGGTGATCAGGG
CCCCAAACCCACGAACGCCCCCAATGCAAGCTCAACCAAGAGGCTGGTACATCTTGGCCTCCA
GCATCGGGTCTTTTTTTTGCACCCTGCCTCATCATG-
ATCCTCGTCTACCTAACTTCATGGACATGGAGTGCTTCATGATTCTGAACCCAGCCAGCAGCTG

GCCATTGCTGTGCTGTCCCTCACACTGGGCACCTTCACAGTCCTGGAGAACCTGCTGGTGTGCTGTG
TGTCATCCTGCACTCACGCAGCCTCCGCTGCCGGCCTTCCTACCCTTCATTGGCAGCCTGGCAGT
GGCTGACCTCCTGGGCAGCGTCATTTTTGTCTACAGCTTTGTGACTTCCATGTGTTCCACCGTA
AAGATAGCCCCAATGTGTTTTCTGTTCAAACCTGGGCGGGGTACGGCCTCCTTCACAGCCTCCGTA
GGCAGCCTGTTCCCTCACGGCCATCGACAGGTACATATCTATTACAGGCCCTGGCCTATAAGAG
GATCGTCACCAGGCCAAGGCTGTGGTGGCCTTTTGTCTGATGTGGACCATCGCAATCGTCATTG
CTGTGCTGCCCCCTCCTCGGATGGAACCTGCA-----
AGAAGACTGAAGGATCAGACACGGACAGACTTCTAAACAATGACCA---
TCAGAGATCACTTAACATCCTTGGGGCCAAGGATGATGATTCTGGGCGTACCAGCTGTTATGACC
CTGACATTCTGGAAACTGATTTCCCATCCACTGACATGTGTGATGGTGCCTCAGGGGTGCTCAG
CCACAGAGGTTAAAAGGGGAAGCTGATCTCTTGTGCCTTGATCAGAAAAATCAAATAACCTAC
CTTA---TGATGCTTCTCCTG---CCACTCAGCCACCCAGCATTACCCTAAC---
AGAGGAAGACAAACCATGGCCACTTCTTACTAGTGAAACAGAGTCAACCCACCAACTTGCTTCCA
TGCAAATCAGCAATCCTAGTTCCTGGCCAACATTGACTTTTATGCCAAGTAAGTGACATTACA
CCAGCAGGGAGTGTAGTCCTTTCTCCAGGCCAAAAGAGTAAGGCAGGGATACCCCATGCGACAT
CATGC---
ATCCAGAAGTGATCTCAGTCTGCCAAGACAATTACAACATGGACAATGCCTACTTCTGTGAGGCA
GATGCCAAAAGCGCATTTGGCTGTGGCCCTCACATGGAAGTCAAATCACATG-----
---GAGCCCAGCAC---
CCTTGAGACTGCCAGCAAGCCTCAGCATTCCGCAACCTCACCCACGATGAACTGCTGATCCAGC
TGCAGAAGAATATTCACCATGAGGTCTTGAGGGCAATGTGGGTTATCTACGAGTGGATGACCT
CCCGGGCCAGGAGTACTGAGTGAACCTGGGGGATTCCCTGGTGGCTAACGTGTGGAAGAAGCTC
ATGAGCACCTCCGCCTTGGTGTGATCTTCGCCACTGCACTAGAGGCCACGTCTCTGGCATCCCC
TATGTGCTCTCTACCTGCACCCCGGAATACCGTCGTGCACGTGGACACCATCTATGATCGCCC
TTCCAACACCACCAGGAGATCTGGACCTTGCCCAAGGTCCTGGGAGAGAGGTACAGTGTGACA
AGGACGTGGTGAATCTCACCAGTAGTCGCACAGGCGGGGTGGCCGAGGACATCGCCTACATCCTC
AAGCAGATGCGCAGGGCCATTGTGGTGGGAGAGCGGACTGAGGGGGCGCCCTGGATCTCCAGA
AGCTGATTGAGAGAGGGAGCAGCGCATAACGACGACTTCCCCCTGGATGTTTCCCTCCCGCCAGG
TGTGGCCTGAGGACCATGTGTTCAATTTCCACGCCAAGCTTCAACTACACAGGCCATGACTTTCAG
CGCTTCTTTACGGACCTTCACTTTGAGGAAGGCTGGTACATGTGGCTGCAGTCACGTGACCTGCT
GGCAGGACTCCCAGCACCTGGTGTAGAAGTATACTGTCTGTATGGTGTGGGTCTGCCACACCTC
GCACCTACATCTACGACCACAGCTTCCCCTACAAGGATCCTGTGGCTGCACTCTATGAGGACGGT
GATGACACAGTAGCCACACGAAGCATGGAGCTCTGTGGCCAGTGGCAGGGCCCAATCACAACC
TGTACGAACAGCAGTTTATTACTCACTAAAGACAGCGTGAATGTAGAAAAGGCCGAATTCTATA
ATAAAAGCAAACACTCTGGCTTAGAAAAGGTTACAACAAACCAGATGGGCCAAAAGTAAGGAAGC
ATGTCATGATGGGCAGATTGCCAGCACTGAGAGGAAAGTGGGTCTGAGTGTGGTCCCCTCTCTG
GGAGACTAGCATTGAATGAACAGAAATCTCTATGTGCCGAGACTCCTGCAGATAACGAAGATCT
TGCTTGCTTAACCCGAAACAGCAGCATTCTGAAAGTGAACGAGTGGTTTTCTAGAAGTGATGAC
TTGTAACT-----
GATACAAACAACATGAGGGATAAATCAAATGCTGAAGTAACTGGGGCATTAGAAGTTTTCAATA
CAGTAAGTGGATATTCCTATTCTTCCAAGAAAATGGGTGTTCCAGACACTGATCCTTGTCTGCT
TACTGTGTCAAAGTGAACAGTCTGCTCCAAACC---
AGAGAGTAATATCAAAGATAAAATATTTGGGAAAATCTATCATAATAAGAAGGCAGGCCTCCCT
AACTTGAACCGTGGCAGTGAATACTAATTCAGGAGCATTGTGCTGCAGAACGACAAATAACAC
AAGAGCATTCCCTCCACAAATAAATAAGGCGTGCCCCCACAGATGTCCCAATCAGCCCTACCCT
CCGTATATAGAAGACACACCCGAGCCACCCCTGCACAACCTTCTACTGCAGTAAGCTGCTGGATCT

GGTCTTCCTGCTGGACGGCTCCTCCCAGCTGTCTGAGGCTGAGTTTGAAGTGCTCAAGGCGTTTG
TGGTAGGCACGATGGAGAGGCTGCACATCTCGCAGAAGCGCATCCGCGTGGCCGTCGTAGAGTAT
CACGATGGTTCCACGCCTACATCGAGCTCAAGGCCCGAAACGGCCGTCAGAGCTGAGACACAT
TGCCAGCCACGTGAAGTACGCTGGCAGCCAGGCGGCCTCCACTAGCGAGGTCTTGAAGTACACCT
TGTTTCAAATATTCGGCAACATTGACCGGCCAGAAGCTTCCCGAATCACGCTGCTCCTCACTGCC
AGCCAGGAGCCCCGCGGATG--
CAAGAAGCTACTGTTGTTTATCAACCTCATCTTATCACTGCAGAGGAAATAAAGAATCAGATTG
AAGCTGTGGGCTTCCAAGCATTTATCAAAAAACAGCCCAAGTACCTCAAGTTGGGAGCTATTGAT
GTGGAACGTCTGAAGAACACACCAGTCAAATCTCCAGAAGGGTCACATAAAAGGAGCCCTTCAT
GTACCAATGATTTAACAATCACTTTCATCGTTGATGGCATGCATTGTAAATCATGTGTGTCAAAC
ATTGAGAGTGCTTTATCTACACTCCAGTATGTAAGCCGCATAGCAGTTTCTTTAGAGAATAGGTC
TGCCATCGTAAAGTACAATGCCAGCTCTGCCACTCCAGAAACACTGAGAAAAGCAATAGAGTCTG
TTTACCAGGGCAATATAAAGTTAGCATTGCAAGTGATGTTGAAAGTACCTCCAACTCTC---
CCTCCTCCTCATCTCTTCAAAGTTTCCATTGAATATAGTTAGCCAGCCTCTGACTCAAGAACT
GTGATAAATATTAGTGGAAATGACTTGTAATCTTGTGTACAGTCAATAGAGGGAATGATATCAA
AAAGGCCAGGTGTAATAATCTATA---
CGAGTCTCCCTTGCAAATAGCACTGGGACTGTTGAGTATGATCCACTGTAACTCTCCAGAAAC
CTTGAGAGAAGCAATAGAAGACATGGGATTGCCCTCAAAGATCTTTATTGCCATAAAGCAGAGT
GACTGTCCTTGGCCTGGACCTTGTGACTGTGAA--CTAATCAAGGC-----
-TCTTGTAGAAGGGACACGTGTGGCCCTTACTT-AGAACCCAGTTTGGCTTAGTGTG-----
TGAATTGAGAATATTGTTCTGGGATTTGGAATGCAACATTAATCACA-TTAGCAGGCTTACT-
CTAATTTGTGTGTTGATAGCATGCAA-A-----CGTG-
TTTTGTCTGCCCTTCTGCTTCTACTTTCTCCAGGGAAGCCGCCAAAGAATGTCGACGTAGGAAAA
AAGAGTATGTCAAATGTCTGGAGAGCCGAGTCGCAGTGCTGGAAGTCCAGAAC-
AAGAAGCTTATAGAGGAGCTGGAACCTTGAAAGACATTTTCAGATAAGATTTATATCATGTCTA
TTATTTGCAAGAACAACAAAAAAGTTACTTTCCACTGTACAGAGAAAGACTTAGTAGGAGATGT
TCCTGAAGGTAGATATGGTCATCCATGGATGTGGT?TATAGTCGAGGGAAAAGTATGGGCGTTC
TCTTTGGAGGGCGATCTTACATGCCTTCTACCCAAAGAACCACAGAAACATGGAATAGGGTAACT
GACTGTCTGCCCCATGTTTCTGCTGGATTTTGAATTTGGGTGTGCTACATCATAACCTTCC
AGAACTTCAGGATGGGCTGTCTTCCATGTCTCTATTGCCAGAAATGATACCATTTACATTTAG
GAGGACACTCGCTAGCCAGTAATATCCGCCCTGCTAATCTGTACAGAATAAGGGTTGATCTTCCC
CTGGG-----

Stylodipus_telum

CTCTTCACCATTTTCGGCAACGCGTTGGTCATTCTGGCAGTGTTGACCAGCCGCTCGCTACGCGC
ACCACAGAACCTGTTTCTGGTGTGCTGGCTGCGGCGGACATCCTGGTGGCCACGCTTATCATTC
CTTTTTCTCTAGCCAACGAGCTGCTGGGCTACTGGTACTTCCGGCGCACCTGGTGCAGGTCTAC
CTGGCGCTCGACGTGCTCTTCTGCACCTCGTCCATCGTGCACCTGTGCGCCATCAGCCTGGACCG
TACTGGGACGTGAGCCGCGCGCTGGAGTACAACCTCCAAGCGCACCCCGCGCCGCATCAAATGCAT
CATCCTCACCGTGTGGCTCATCGCAGCCATCATCTCGCTGCCGCCCTCATCTACAAGGGCGACCA
GGGCCCCAAACCACGAGCGCCCCAATGCAAGCTCAACCAAGAGGCCTGGTACATCTTGGCCT
CCAGCATCGGGTCTTTTTTTGCACCCTGCCTCATCATG-ATCCTCGT-----
TTCATGGACATGGAGTGTTTCATGATTCTGAACCCAGCCAGCAGTTGGCCATTGCTGTGCTGTC

CCTCACACTGGGCACCTTCACAGTCCTGGAGAACCTTCTGGTGCTGTGTGTCATCCTGCATTAC
GCAGCCTCCGCTGCCGGCCTTCTACCATTTCATTGGCAGCCTGGCAGTGGCTGACCTCCTGGGCA
GCGTCATTTTTGTCTACAGCTTTGTCGACTTCCATGTGTTCACCGTAAGGATAGCCCCAATGTG
TTTCTGTTCAAACCTGGGTGGGGTCACGGCCTCCTTCACGGCCTCCGTAGGCAGCCTGTTCTCAC
GGCCATCGACAGGTACATATCTATTACAGGCCCTGGCCTATAAGAGGATCGTCACCAGGCCCA
AGGCCGTGGTGGCCTTTTGCCTGATGTGGACCATCGCAATTGTCATTGCTGTGCTGCCCTCCTC
GGCTGGAAGTGCACCTGATGAAAAGACTGAAGGCTCAGACACGGACAGACTTCTCAACAATGACC
A---

TCAGAGATCACTTAACATCCTTGGGGCCAAGGATGATGATTCTGGGGGTACCAGCTGTTATGACC
CTGACATTCTGGAAACTGATTTCCCAGCCAGTGACATGTGTGATGGTGCCTCAGGGGTTGCTCAG
CCACAGAGGTTAAAAGGGGAAGCTGATCTTGTGCCTTGATCAGAAAAATCAAACAACCTAC
CTTA---TGATGCTTCTCCTG---CCACTCAGCAGCCAGCACTACCCTAAC---

AGAGGAAGACAAACCACAACCACTTCTTACTAGTGAAACAGAGTCAACCCACCAACTTGCCTCCA
TGCAGATCAGCAATCCTAGTTCCCTGGCCAACATTGACTTTTATGCCAAGTAAGTGACATTACA
CCAGCAGGGAGTGTAGTCCTTTCCCCAGGCCAAAAGAGCAAGGCAGGGATACCCCCATGCGACAT
CATGC---

ATCCAGAAGTGATCTCAGTCTGCCAAGCCAATTACAACCTGGACAGTGCCTACTTCTGTGAGGCA
GATGCCAAAAGTGCAAT-GCTGTGGCCCCTCACATGGAAGCCAAGTCACATGTAGAG---
CCCAGCTTTAACCTATGAGCCCAGCAC---

CCTTGAGACGTCCCAGYAAACCTCAGCATTACCAACCTCACCCACGATGAACTGCTGCTCCAGG
TGCAAAAARAACATTCGCCATGAGGTCTGGAGGGCAACGTGGGTTATCTACGAGTGGATGACCTC
CCAGGCCAGGAGTACTGAGTGAACCTTGGGGAGTTCCTGGTGGCTCACGTGTGGAGGAAGCTCAT
GGGCACTTCCGCCTTGGTACTGGATCTTCGCCACTGCACGGGGGGCCACGTCTCTGGCATCCCCTA
TGTCATCTCCTATCTGCATCCCGGGAATACCGTTCGTGCACGTGGACACCATCTACGACCGCCCCTC
CAACACCACCACGGAGATCTGGACCTTGCCCAAGGTCCTGGGAGAGAGGTACAGCGCTGACAAGG
ACGTGGTGGTACTCACCAGCAGTCGCACGGGGGGCGTGGCCGAGGACATCGCCTACATCCTCAAG
CAGATGCGCAGGGCCATCGTGGTGGGGCAGCGCACGGAGGGGGGCGCCCTGGACCTCCAGAA-----

AAGGTGGGGCTGACTGCTGGTCCCCTCTCTGGGAGACAAACATTGAATGAGCAGAAACCTGTGTG
CTCCGAGAATCCTGCAGGTAATGAAGGTCCTGCTTGGGTAACCCGAAACAGCAGCATTCTGAAGG
TGAATGAGTGGTTTTCCAGAAGTGGTGAGTTGTTAACTTTTGTGATACAGACAGCGTGAGGGG
TGAATCAAATGCCGAAGTAGCTGGGGCTGTACAAGTTGTTGGTGAAGTAAGCGGGTATTCCTGC
TCTTCCAAGAGAACGGGTGTCCCGGACACAGATCCTTGTCTGCTGTACTATGTCAAAGTGAGAC
CGTCTGCTCCAAACC---AGAGAGTAATATCAAAGATAAAAATATTTGGGAAAACCTATC---

ATAAGAAGGCAGGCCTCACCAACTTGAACCATGTGACTGAAAATCTAATTCAGGAGCATTGTGCT
GCAGAACCACAAATAACACAAGAGCATCCCT-----GGTG-----
CACAGATGCCCCGCTCAGCTCAACCACGCCCTATGTGGAGGACACCCCCGAGCCACCCCTGCACGA
CTTCCACTGCAGCAAGCTGCTGGATCTGGTCTTCCCTGCTGGACGGCTCCTCCAGGCTGTCCGAGG
CCGAGTTTGAAGTGCTCAAGGCCTTCGTGGTGGAGCGGATGGAGAGRCTGCACATCTCCAGAAG
CGCATCCGCGTGGCCGTGGTCCGAGTACCACGACGGCTCCCACGCCTACATCGAGCTCAGGGCCCG
GAAGCGGCCCTCGGAGCTGCGCCACCTTGCCGGCCAGGTGAAGTATGTGGGCAGCCAGGTGGCCT
CCACGAGTGAGGTCTTGAAGTACACCCTCTTCCAGATCTTTGGCAAGGTCGACCGGCCAGAAGCG

TCCCGCGTCGCGCTGCTCCTCACCGCCAGCCAGGAGCCCCACGCATGGCCCGCAACCTG-----
GTCCGTTACGTC-----CAGGGCTTG-----

ATTTATATCATGTCTATTGTTTGCAAGAACAACAAAAARTTACTTTCCACTGTACAGAGAAAG
ACTTAGTAGGAGATGTTCCCTGAAGGTAGATACGGTCATTCCATTGATGTGGTGTATAGTCGAGG
GAAAAGTATGGGTGTTCTCTTTGGAGGGCGGTCTACATGCCTTCTACCCAAAGAACCACAGAAA
CATGGAATAGGGTAGCTGACTGCTTGCCCATGTTTTCTGGTAGATTTTGAATTTGCGTGTGCT
ACATCATACATACTTCCAGAACTTCAGGATGGGCTATCTTTTCATGTCTCCATTGCCAGAAATGA
TACCATTTACATTTTAGGAGGACACTCGCTTGCCAGTAATAGCCGCCCTGCCAATCTGTACAGAA
TAAGGGTTGATCTTCCCCTGGGTAGCCCAGCTGTGAGTTGCACAATTTTA-----

Allactaga_balikunica

CTCTTACCATTTTCGGCAACGCGCTGGTCATTCTGGCTGTGATGACCAGCCGCTCTCTACGCGC
ACCACAGAACCTGTTTCTGGTGTGCTGGCTGCTGCAGACATCCTGGTGGCCACGCTTATCATTC
CTTTTTCTCTAGCCAACGAGCTGCTGGGCTACTGGTACTTCCGGCGCACTTGGTGCAGAGTCTAC
CTGGCGCTCGACGTGCTCTTCTGCACCTCGTCCATCGTGCACCTGTGTGCCATCAGTCTGGACCGG
TACTGGGCAGTGAGCCGCGCGCTAGAGTACAACCTCCAAGCGCACCCCGCGCCGCATCAAATGCAT
CATCCTCACCGTGTGGCTCATCGCAGCCATCATCTCGCTGCCGCCCTCATCTACAAGGGCGATCA
GGGCCCCCAAACCCACGAGCGCCCCCAATGCAAGCTCAACCAAGAGGCCTGGTACATCTTGGCCT
CCAGCATCGGGTCTTTTTTTGCACCCTGCCTCATCATG-ATCCTCGT-----

TTCAAGGACATGGAGTGCTTCATGATTCTGAACCCAGCCAGCAGCTGGCCATCGCTGTGCTGTC
CCTCACACTGGGCACCTTACAGTCTGGAGAACCTGCTGGTGTGTGTGCATCCTGCACTCAC
GCAGCCTCCGCTGCCGGCCTTCCCTACCATTTCATTGGCAGCCTGGCAGTGGCTGACCTCCTGGGCA
GCGTCATTTTTGTCTACAGCTTTGTCGACTTCCATGTGTTCCACCGTAAAGATAGCCCCAATGTG
TTTTCTGTTCAAGCTGGGCGGGGTCACGGCCTCCTTACAGCCTCCGTAGGCAGCCTGTTCCCTCACG
GCCATCGACAGGTACATATCTATTACAGGCCCTGGCCTATAAGAGGATCGTCACCAGGCCCAA
GGCCGTGGTGGCCTTTTGTCTGATGTGGACCATCGCAATTGTCATTGCTGTGCTGCCCTCCTCG
GATGGAAGTGCACCTGATGAAAAGACTGAAGGATCAGACACGGACAGACTTCTAAACAATGACC
A---

TCAGAGATCACTTAACATCCTTGGGGCCAAGGATGATGATTCTGGGCGTACCAGCTGTTATGACC
CTGACATTCTGGAAACTGATTTCCCATCCAGTGACATGTGTGATGGTGCCTCAGGGGTGCGCTCAG
CCACAGAGGTTAAAAGGGGAAGCTGATCTCTTGTGCCTTGATCAGAAAAATCAAATAACCTAC
CTTA--TGATGCTTCTCCTG--CCACTCAGCAGCCAGCATTACCCTAAC--
AGAGGAAGACAAACCACGGCCACTTCTTACTAGTGAAACAGAGTCAACCCACCAACTTGCTTCCA
TGCAAATCAGCAATCCTAGTTCCCTGGCCAACATTGACTTTTATGCCAAGTAAGTGACATTACA

CCAGCAGGGAGTGTAGTCCTTTCTCCAGGCCAAAAGAGTAAGGCAGGGATACCCCCATGCGACAT
CATGC---

ATCCAGAAGTGATCTCAGTCTGCCAAGACAATTACAACATGGACAATGCGTACTTCTGTGAGGTA
GATGCCAAAAGTGCATT-GCTGTGGCCCCTCACATGGAAGTCAAATCACATGTAGAA---

CCCAGCTTTAACCTATGAGCCCAGCAC---

CCTTGAGACTGCCAGCAAGCCTCAGCATTCGCCAACCTCACCCACGATGAACTGCTGATCCAGC
TGCAGAAGAATATTCACCATGACGTCTTGAGGGCAACGTGGGTTATCTACGAGTGGATGACCTC
CCGGGCCAGGAGGTAAGTGAACCTGGGGCATTCTGGTGGCTCACGTGTGGAAGAAGCTCAT
GGGCACCTCCGCCTGGTGGTCTGACTTCCGCACTGCACTAGAGGCCACGTCTCTGGCATCCCCTA
TGTCGTCTCCTATCTGCACCCCGGAATACCGTTCGTGCACGTGGACACCATCTATGATCGCCCCTC
CAACACCACCACGGAGATCTGGACCTTGCCCAAGGTCCTGGGAGAGAGGTACAGTGTGACAAGG
ACGTGGTGGTTCTCACCAGTAGTCGCACAGGCGGGGTAGCYGAGGACATCGCCTACATCCTCAAG
CAGATGCGCAGGGCCATCGTGGTGGGGAGCGGACGGAGGGGGGCGCCCTGGATCTCCAGAA-----

ACGACTTCCCCCTGGATGTTTCTTCCCGCCAGGTGTGGCCTGAGGACCATGTGTTCAATTTCCAC
GCCAAGCTTCAACTACACAGGCCATGACTTTTACGGACCTTCACTTTGAGGAAG
GCTGGTACATGTGGCTACAGTCACGTGACCTGCTGGCAGGCCTCCAGCACCTGGTGTAGAAGTA
TACTGTCTGTATGGCGTGGGTCTGCCACACCTCGCACCTACATCTATGACCACAGCTTCCCCTAC
AAGGACCCTGTGGCTGCACTCTATGAGGACGGTGTGACACAGTAGCCACACGCAGCATGGAGCT
CTGTGGCCAGTGGCAGGGCCGCCA-----

CTAGAAAGTTCCAACAAAGCAGATGGACCAAAGTAAGGAAGCATGTCATGATGGGCAGATTG
CCAGCACCGAGAGGAAAGTGGGTCTGAGTGTGGTCCCCTTTCTGGGAGACTAGCATTGAATGA
ACAGAAATCTCTATGTGCCGAGACTCCTGCAGATAACGAAGATCTTGCTTGCTTAACCCGAAACA
GCAGCATTCTGAAAGTGAACGAGTGGCTTTCCAGAAGTGATGAGTTGTTAACT-----

GATACAAACAACATGAGGGGTAAATCAAATGCTGAAGTAACTGGGGCATTAGAAGTTTTCAATA
AAGTAAGCGGAAATTCCTATTTCCAAGAAAATGGGTGTATCAGACACTGATCCTTGTCTCTGT
TTACTGTGTCAAAGTGAGACAGTCTGCTCCAAACC---

AGAGAGTAATATCAAAGATAAAATATTTGGGAAAATCTATC---

ATAAGAAGGCAGGCCTCCCCAACTTGAACCATGTGACTGAAAATCTAATTCAGGAGCATTGTCT
ACAGAACGACAAATAACACAAGAGCATTCTCT-----GGTG-----

CACAGATGTCCCAGTCAGCCCTACCACCCGTATATAGAAGACACACCCGAGCCGCCCTGCACG
ACTTCTACTGCAGTAAGCTGCTGGATCTGGTCTTCTGCTGGACGGCTCCTCCCAGCTGTCTGAG
GCTGAGTTTGAAGTGTCAAGGCGTTTGTGGTCAAGCACCATGGAGAGGCTGCACATCTCGCAGAA
GCGCATCCGCGTGGCCGTCGTGGAGTATCACGATGGTTCCACGCCTACATCGAGCTCAAGACCC
GGAAACGGCCCTCAGAGCTGCGACACATTGCCAGCCACGTGAAGTACGCTGGCAGCCAGGTGGCC
TCCACCAGCGAGGTGTTGAAGTACACCCTGTTTCAAATATTCGGCAACATTGATCGGCCGGAAGC
TTCCCGCATCACGCTGCTCCTCACCGCCAGCCAGGAGCCCCCGGGATGGTCAGGAACCTG-----
GTCCGCTACGTC-----

CAGGGCTTGGCTGTGGGCTTCCAAGCATTATCAAAAAACAGCCCAAGTACCTCAAGTTGGGAGC
TATTGATGTGGAACGTCTAAAGAACACACCAGTCAAATCTCCAGAAGGGTCACATAAAAGGAGC
CCTTCATGTACCAATGATTTAACGACCACTTTTCATCGTTGATGGCATGCATTGTAAATCGTGTGT
GTCAAACATTGAGAGTGCTTTATCTACACTCCAGTATGTAAGCCACATAGCAGTTTCTTTAGAGA
ATAGGTCTGCCATCGTAAAGTACAATGCCAGCTCTGCCACTCCAGAAACACTAAGAAAAGCAATA
GAGTCTGTTTACCAGGGCAATATAAAGTTAGCATTGCAAGTGTGTTGAAAGTACCTCCAACCTC
TC---

CCTGATGAAAAGACTGAAGGATCAGACACGGACAGACTTCTAAACAATGACCA---
TCAGAGATCACTTAACATCCTTGGGGCCAAGGATGATGATTCTGGGCGTACCAGCTGTTATGACC
CTGACATTCTGGAAACTGATTTCCCATCCAGTGACATGTGTGATGGTGCCTCAGGGGTGCTCAG
CCACAGAGGTTAAAAGGGGAAGCTGATCTCTTGTGCCTTGATCAGAAAAATCAAATAACCTAC
CTTA---TGATGCTTCTCCTG---CCACTCAGCAGCCAGCATTACCCTAAC---
AGAGGAAGACAAACCACGGCCACTTCTTACTAGTGAAACAGAGTCAACCCACCAACTTGCTTCCA
TGCAAATCAGCAATCCTATTTCCCTGGCCAACATTGACTTTTATGCCCAAGTAAGTGACATTACA
CCAGCAGGGAGTGTAGTCCTTTCTCCAGGCCAAAAGAGTAAGGCAGGGATACCCCATGCGACAT
CATGC---
ATCCAGAAGTGATCTCAGTCTGCCAAGACAATTACAACATGGACAATGCGTACTTCTGTGAGGTA
GATGCCAAAAAGTGCATT-GCTGTGGCCCCTCACATGGAAGTCAAATCACATGTAGAA---
CCCAGCTTTAACCTATGAGCCCAGCAC---
CCTTGAGACTGCCCAGCAAGCCTCAGCATTCGCCAACCTCACCCACGATGAACTGCTGATCCAGC
TGCAGAAGAATATTCACCATGACGTCTTGAGGGCAACGTGGGTTATCTACGAGTGGATGACCTC
CCGGGCCAGGAGTACTGAGTGAACCTTGGGGCATTCTGGTGGCTCACGTGTGGAAGAAGCTCAT
GGGCACCTCCGCCTTGGTGTGGATCTTCGCCACTGCACTAGAGGCCACGTCTCTGGCATCCCCTA
TGTCGTCTCCTATCTGCACCCCGGAATACCGTTCGTGCACGTGGACACCATCTATGATCGCCCCTC
CAACACCACCACGGAGATCTGGACCTTGCCCAAGGTCCTGGGAGAGAGGTACAGTGTGACAAGG
ACGTGGTGGTTCTCACCAGTAGTCGCACAGGGCGGGGTGGCCGAGGACATCGCCTACATCCTCAAG
CAGATGCGCAGGGCCATCGTGGTGGGAGAGCGGACGGAGGGGGGCGCCCTGGATCTCCAGAA-----

TTAGAAAGGTTCCAACAAAGCAGATGGACCAAAGTAAGGAAGCATGTCATGATGGGCAGATTG
CCAGCACCGAGAGGAAAGTGGGTCTGAGTGTGGTCCCCTCTCTGGGAGACTAGCATTGAATGAA
CAGAAATCTYTATGTGCCRAGACTCCTGCAGATAACGAAGATCTTGCTTGCTTAACCCGAAACAG
CAGCATTCTGAAAGTGAACGAGTGGCTTTCCAGAAGTGATGAGTTGTAACT-----
GATACAAACAACATGAGGGGTAAATCAAATGCTGAAGTAACTGGGGCATTAGAAGTTTTCAATA
AAGTAAGCGGAAATTCCTATTCTTCCAAGAAAATGGGTGTATCAGACACTGATCCTTGTCTGCT
TTACTGTGTCAAAGTGAGACAGTCTGCTCCAAACC---
AGAGAGTAATATCAAAGATAAAATATTTGGGAAAATCTATC---
ATAAGAAGGCAGGCCTCCCCAACTTGAACCATGTGACTGAAAATCTAATTCCAGGAGCATTGCT
ACAGAACGACAAATAACACAAGAGCATTCC-----GGTG-----
CACAGATGTCCCAATCAGCCCTACCACCCGTATGTAGAAGACACCCCCGAGCCGCCCTGCACGA
CTTCTACTGCAGTAAGCTGCTGGATCTGGTCTTCCCTGCTGGACGGCTCCTCCCAGCTGTCYGAGG
CTGAGTTTGAAGTGTCAAGGCGTTTGTGGTCAGCACAATGGAGAGGCTGGACATCTCGCAGAA
GCGCRTCCGCGTGGCCGTCTGAGGATACCGATGGTTCACGCCTACATCGAGCTCAAGACCC
GGAAACGGCCCTCAGAGCTGCGACACATTGCCAGCCACGTGAAGTACGCTGGCAGCCAGGAGGCC
TCCACCAGCGAGGTCTTGAAGTACACCCTGTTTCAAATATTCGGCAACATTGATCGGCCAGAAGC
TTCCCGCATCACGCTGCTCCTCACCGCCAGCCAGGAGCCCCGCGGATGGTCAGGAACCTG-----
GTCCGCTACGTC-----CAGGGCTTG-----

[Unless the parameters are explicitly unlinked, they will be shared across partitions.
The unlink command is used to unlink the parameters.]

```
unlink shape=(all) pinvar=(all) statefreq=(all) revmat=(all);
```

```
[ADD A CLOCK RATE]
```

```
constraint root = 1 2 3 4 5 6 7 8 9 10 11 12 13 14 15 16 17 18 19 20 21 22 23 24 25  
26 27 28;
```

```
constraint ingroup = 1 2 3 4 5 6 7 8 9 10 11 12 13 14 15 16 17 18 19 20 21 23 24 25  
26 27 28;
```

```
constraint Dipodidae = 3 4 5 6 7 8 9 10 11 12 13 14 15 16 17 18 19 23 24 25 26 27  
28;
```

```
constraint mouse.rat = 1 2;
```

```
constraint cardiocraniine = 19 23;
```

```
constraint Dipodinae.Allactaginae = 6 7 8 9 10 11 12 13 15 16 17 18 24 25 26 27 28;
```

```
constraint Jaculus = 15 16 27;
```

```
[constraint <name of constraint> <type of constraint> = <taxa>]
```

```
prset topologypr = constraints(root, ingroup, Dipodidae, mouse.rat, cardiocraniine,  
Dipodinae.Allactaginae, Jaculus);
```

[node calibrations. The offset exponential distribution has its expectation at the
minimum age and mean. That is, the

offsetexponential(300,325) has the minimum 300 and an exponential mean of 325.
branch lengths in millions of years]

```
calibrate root = offsetexponential(55.8, 59); [Calibrations taken from Date-a-Clade]
```

```
calibrate Dipodidae = offsetexponential(43, 47); [Calibrations taken from Wu et al  
2012, PLoS One]
```

```
calibrate mouse.rat = offsetexponential(7.3, 9); [Calibrations taken from Wu et al  
2012, PLoS One]
```

```
calibrate cardiocraniine = offsetexponential(9, 11); [Calibrations taken from Wu et  
al 2012, PLoS One]
```

```
calibrate Dipodinae.Allactaginae = offsetexponential(10.5, 13); [Calibrations taken  
from Wu et al 2012, PLoS One]
```

```
prset applyto = (all) ratepr = variable;
```

```
prset brlenspr = clock: uniform; [need uniform clock when you include fossil  
species]
```

```
prset nodeagepr = calibrated;
```

```
prset clockratepr = normal(0.2, 0.02);
```

```
[normal(mean, variance)]
```

```
prset clockvarpr = igr;
```

```
prset lgrvarpr = exponential(0.8);
```

```
[The following line allows rates to vary across partitions]
```

```
prset ratepr=variable;
```

```
mcmcprngen=10000000 nchains=4 nruns=2 printfreq=1000 samplefreq=1000;
```

end;