



DIGITAL ACCESS TO  
SCHOLARSHIP AT HARVARD  
DASH.HARVARD.EDU



HARVARD LIBRARY  
Office for Scholarly Communication

# Humblebragging: A Distinct – and Ineffective – Self-Presentation Strategy

The Harvard community has made this article openly available. [Please share](#) how this access benefits you. Your story matters

Citation	Sezer, Ovul, Francesca Gino, and Michael I. Norton. "Humblebragging: A Distinct – and Ineffective – Self-Presentation Strategy." Harvard Business School Working Paper, No. 15-080, April 2015.
Citable link	<a href="http://nrs.harvard.edu/urn-3:HUL.InstRepos:14725901">http://nrs.harvard.edu/urn-3:HUL.InstRepos:14725901</a>
Terms of Use	This article was downloaded from Harvard University's DASH repository, and is made available under the terms and conditions applicable to Open Access Policy Articles, as set forth at <a href="http://nrs.harvard.edu/urn-3:HUL.InstRepos:dash.current.terms-of-use#OAP">http://nrs.harvard.edu/urn-3:HUL.InstRepos:dash.current.terms-of-use#OAP</a>

# Humblebragging: A Distinct – and Ineffective – Self-Presentation Strategy

Ovul Sezer  
Francesca Gino  
Michael I. Norton

Working Paper 15-080



# Humblebragging: A Distinct – and Ineffective – Self-Presentation Strategy

Ovul Sezer

Harvard Business School

Francesca Gino

Harvard Business School

Michael I. Norton

Harvard Business School

**Working Paper 15-080**

Copyright © 2015 by Ovul Sezer, Francesca Gino, and Michael I. Norton

Working papers are in draft form. This working paper is distributed for purposes of comment and discussion only. It may not be reproduced without permission of the copyright holder. Copies of working papers are available from the author.

Running Head: HUMBLEBRAGGING

**Humblebragging: A Distinct – and Ineffective – Self-Presentation Strategy**

Ovul Sezer

Francesca Gino

Michael I. Norton

| Word Count: 1,878 words

Abstract: 117 words

**Abstract**

Humblebragging – bragging masked by a complaint – is a distinct and, given the rise of social media, increasingly ubiquitous form of self-promotion. We show that although people often choose to humblebrag when motivated to make a good impression, it is an ineffective self-promotional strategy. Five studies offer both correlational and causal evidence that humblebragging has both global costs – reducing liking and perceived sincerity – and specific costs: it is even ineffective in signaling the specific trait that that a person wants to promote. Moreover, humblebragging is less effective than simply complaining, because complainers are at least seen as sincere. Despite people’s belief that combining bragging and complaining confers the benefits of both self-promotion strategies, humblebragging fails to pay off.

**Key words:** Humblebragging, impression management, self-promotion, sincerity

### **Humblebragging: A Distinct – and Ineffective – Self-Presentation Strategy**

Thanks to social media, we are frequently confronted with a particular type of self-promotion: “Hair’s not done, just rolled out of bed from a nap and still get hit on, so confusing!” and “Graduating from 2 universities means you get double the calls asking for money/donations. So pushy and annoying!” Such instances of “humblebragging” allow actors to highlight positive qualities while attempting to appear humble by masking it in a complaint; in the second example above, note how the brag (I have two university degrees) is couched in a complaint (getting calls is annoying). While people humblebrag to make a good impression on others without appearing vain, we suggest that humblebragging frequently fails. In fact, because observers find the strategy insincere, humblebraggers are less likeable than those who straightforwardly brag – or even those who simply complain.

### **Humblebragging to Manage Others’ Impressions**

An extensive body of research demonstrates people’s motivation to manage the impressions they make (Jones & Pittman, 1982; Leary & Kowalski, 1990). People wish to be viewed positively (Baumeister, 1982; Schlenker, 1980) and attend closely to how they present themselves in social interactions (Goffman, 1959). A commonly used impression-management strategy is self-promotion, which allows individuals to bring their good qualities to others’ attention (Jones & Pittman, 1982; Leary et al., 1994).

At the same time, successful impression management can be a balancing act. Because modesty is a highly valued quality (Ben-Ze’ew, 1993; Schneider, 1969; Wosinka, Dabul, Whetstone-Dion, & Cialdini, 1996), self-promotion efforts such as bragging can backfire: people who brag may be perceived as conceited (Powers & Zuroff, 1988; Tice, Butler, Muraven, & Stillwell, 1995). Therefore, people often seek to present their qualities and accomplishments

indirectly (Schlenker & Weigold, 1992); for instance, people may glorify the accomplishments of and give credit to others (Cialdini, Finch, & DeNicholas, 1990; Tetlock, 1980). We suggest that humblebragging is an understudied yet ubiquitous indirect strategy that attempts to mask a brag in the guise of a complaint. Used correctly, complaining can be an effective means of eliciting sympathy and attention from others (Alberts, 1988; Alicke et al., 1992), such that combining bragging and complaining may offer a “sweet spot” for self-promotion.

We suggest, however, that humblebragging is ineffective. Prior research has shown that the success of an impression-management strategy depends on whether actors are able to mask their ulterior motive of being viewed positively (Eastman, 1994; Giacalone & Rosenfeld, 1986; Jones & Pittman, 1982) – and complaining, used incorrectly, has just such potential to backfire (Kowalski, 1996). When observers believe that actors’ primary goal is making a favorable impression, such actors are considered insincere; perceived sincerity is a critical factor in determining the success of self-promotion (Crant, 1996; Nguyen, Seers, & Hartman, 2008; Turnley & Bolino; 2001). As a result, we hypothesized that humblebragging – attempting to mask a brag with a complaint – generates negative impressions because the strategy seems insincere.

### **Overview of the Research**

We test our predictions in five studies. We first asked raters to evaluate tweets from a dataset of humblebrags from Twitter, assessing whether the more raters view a tweet as humblebragging, the less they liked the humblebragger (Study 1a). In Study 1b, we analyzed answers to the question “What is your biggest weakness?” in job interview contexts to document the commonality of humblebragging, and its effectiveness in the eyes of observers. In Study 2, we explore the mechanisms underlying humblebragging, testing whether humblebraggers are

liked less than complainers and braggers because they are seen as less sincere. We then examine whether humblebragging may even give a weaker impression of a desired trait than straightforward bragging (Study 3), and whether people's dislike of humblebraggers extends to less generous behavior toward them (Study 4).

### **Study 1a: Humblebragging on Social Media**

We first examined humblebragging in the communication channel where it seems most ubiquitous: online (Alford, 2012; Buffardi & Campbell, 2008). People employ a wide array of strategies to construct a positive image online (Lampel & Bhalla, 2007; Schau & Gilly, 2003). We analyzed a dataset of statements categorized as "humblebrags" on Twitter, predicting that the more a tweet is perceived to be a humblebrag, the less liked and the less sincere the humblebragger would be.

#### **Method**

*Procedure.* We constructed our dataset of humblebrags using a web page (<http://twitter.com/Humblebrag>) that lists tweets categorized as humblebrags between June 2011 and September 2012 for the book *Humblebrag: The Art of False Modesty* (Wittels, 2012). This resulted in a dataset of 740 tweets; 68.4% were made by males (seven tweets lacked gender information). Examples include "It's been 10 years but I still feel uncomfortable with being recognized. Just a bit shy still I suppose," and "Graduating from 2 universities means you get double the calls asking for money/donations. So pushy and annoying!"

Two independent raters evaluated each statement based on its text alone, without receiving any additional information about the tweeter. Raters answered the following questions for each statement: (1) "How much do you like the person who shared this tweet?" (2) "How competent do you find the person to be?" and (3) "How sincere do you find the person to be?" all



on 7-point scales (1 = *not at all*, 7 = *very much*). The two raters also assessed the statements on the following dimensions using the same 7-point scale: (1) “To what extent do you think this person is complaining?” (2) “To what extent do you think the person is bragging?” and (3) “To what extent do you think the person is humblebragging?” For the last question, we provided raters with our definition of humblebragging: showing off in the guise of complaint. Because the inter-rater reliabilities for each question were high (ranging from .85 to .94), we averaged the two ratings for each item.

## Results

Humblebragging was negatively correlated with liking ( $r = -.34, p = .001$ ), perceived sincerity ( $r = -.21, p < .001$ ), and perceived competence ( $r = -.18, p < .001$ ). Moreover, perceived sincerity was positively correlated with liking ( $r = .66, p < .001$ ) and with perceived competence ( $r = .59, p < .001$ ), suggesting that the perceived insincerity of humblebragging relates to people’s dislike of humblebraggers.

Indeed, perceived sincerity partially mediated the relationship between humblebragging and liking. The effect of humblebragging was significantly reduced (from  $\beta = -.34, p < .001$ , to  $\beta = -.21, p < .001$ ) when we included perceived sincerity in the model, and perceived sincerity was a significant predictor of liking ratings ( $\beta = .61, p < .001$ ). A 5,000-sample bootstrap analysis revealed that the 95% bias-corrected confidence interval for the size of the indirect effect excluded zero  $[-.13, -.06]$ , suggesting a significant indirect effect of .15 (Baron & Kenny, 1986; Preacher & Kelly, 2011).

As shown in Table 1, perceived complaining was also negatively associated with liking ( $r = -.22, p < .001$ ), perceived sincerity ( $r = -.16, p < .001$ ), and competence ( $r = -.22, p < .001$ ). Similarly, perceived bragging also correlated negatively with liking ( $r = -.53, p < .001$ ),

perceived sincerity ( $r = -.39, p < .001$ ), and competence ( $r = -.41, p < .001$ ). Importantly, when humblebragging, complaining, and bragging were entered simultaneously into a regression predicting liking, each exerted an independent negative effect ( $\beta$ s =  $-.25, -.20$ , and  $-.49$ , respectively,  $ps < .001$ ), demonstrating that humblebragging influences impressions over and above complaining and bragging.

**TABLE 1**  
**Means, Standard Deviations, and Bivariate Correlations for Study 1a**

	Mean	SD	1	2	3	4	5
1. Liking	2.37	1.16					
2. Sincerity	2.85	1.23	.66***				
3. Competence	2.95	1.19	.59***	.65***			
4. Complaining	2.95	1.82	-.22***	-.16***	-.22***		
5. Bragging	3.55	2.00	-.53***	-.39***	-.41***	.00	
6. Humblebragging	4.52	1.65	-.34***	-.21***	-.18***	.08*	.16***

\*\*\*  $p < .001$ ; \*  $p < .05$

## Discussion

The negative correlations between liking, perceived sincerity, and perceived competence with ratings of humblebragging suggest that despite their efforts, these Twitter users were unsuccessful in using humblebragging to self-promote. These findings offer initial evidence that the more individuals are perceived to use humblebragging the more they come across as less likeable, sincere, and competent.

### Study 1b: Humblebragging in Job Interviews

In Study 1b, we explore the ubiquity and effectiveness of humblebragging in another paradigmatic impression-management situation: job interviews (Stevens & Kristof, 1995). Interviewees faced with the common question, “What is your biggest weakness?” are torn between admitting a real weakness or humblebragging (e.g., “It’s hard for me to work on teams because I’m such a perfectionist.”) Study 1b had three primary aims. First, we wanted to document how common humblebragging is in these situations, assessing how many people chose to respond with a humblebrag rather than an actual weakness. Second, we hoped to show that people who engage in humblebragging do so because they believe it is an effective strategy. Finally, we tested whether this strategy would pay off, predicting that observers would prefer to hire people who confessed to a real weakness than those who attempted to strategically humblebrag.

## **Method**

***Participants.*** One hundred and twenty-two students from a university in the Northeastern United States (67% female,  $M_{\text{age}} = 21.34$ ,  $SD = 1.80$ ) enrolled in an online study in exchange for a \$5 Amazon Gift Card. To ensure that participants paid attention during the study, we included comprehension filter questions, all of which participants passed. Prior to beginning data collection, we targeted a recruitment of approximately 100 individuals based on previous pilot surveys.

***Design and procedure.*** First, participants were instructed to write in detail how they would answer the question “What is your weakness?” in a job interview context. Second, we asked them to explain the reason for their response: “Why would you answer the question ‘What is your weakness?’ in this manner?” Both questions required open-ended responses. Finally, participants answered demographic questions.

We recruited two independent coders – blind to our hypotheses – to analyze the content of participants’ open-ended responses. We asked the coders to categorize participants’ responses as either humblebragging, in which they talk about a positive quality but frame it as a weakness; or as a real weakness, in which they talk about an objectively negative characteristic. Coders agreed 97% of the time and resolved disagreements through discussion.

Next, coders independently rated responses to the following questions on 7-point scales: “To what extent do you think this person is humblebragging?” (1 = *Not humblebragging at all*, 7 = *Definitely humblebragging*) and “To what extent do you think this person is bragging?” (1 = *Not bragging at all*, 7 = *Definitely bragging*). Interrater reliability was high both for humblebragging and bragging ratings ( $\alpha = .86$  and  $.85$ ). We averaged ratings to create humblebragging and bragging scores.

Coders also analyzed participants’ answers to the question “Why would you answer the question ‘What is your weakness?’ in this manner?” In particular, the coders coded for whether participants indicated that they were being *honest* (e.g., “This is really my weakness”) or *strategic* (e.g., “I want to get hired”). The coders agreed 98% of the time and solved disagreements through discussion. Coders also categorized participants’ responses in terms of the main characteristics they mentioned, such as being a perfectionist, working hard, being nice and helpful, being honest, other positive characteristic, or a real weakness.

To analyze the extent to which these answers affect the likelihood of being hired, we recruited two additional independent research assistants, also blind to the hypotheses, and had them rate each response on: “To what extent would you want to hire this person?” on a 7-point scale (1 = *not at all*, 7 = *very much*). Reliability was sufficiently high ( $\alpha = .71$ ); we averaged ratings to create a composite measure of likelihood of being hired.

## Results

**Decisions to humblebrag.** As we expected, the majority of participants chose to humblebrag rather than disclose an actual weakness: 77% of participants' responses to the question "What is your weakness?" were coded as a *humblebrag* and just 23% as a *real weakness*,  $\chi^2(1, N = 122) = 35.71, p < .001$ . The most common humblebrags centered on being a perfectionist (32.8%), working too hard (24.6%), being too nice and helpful (14.8%) and being too fair and honest (4.9%). The 23% of participants who reported real weaknesses named a range of actual negative attributes (see Table 2 for examples.)

**TABLE 2**  
**Examples of Responses from Study 1b**

<i>Humblebrags</i>	<i>Real Weaknesses</i>
I am a perfectionist at times, it is so hard to deal with.	Sometimes I am so confident that I'm right that I don't allow others to work through their opinions.
I'm bad at saying no. I always get all of my work done, but I find myself doing a lot of favors for others.	I'm not always the best at staying organized.
My inability to be not nice to coworkers.	Sometimes I overreact to situations.
I'm too demanding when it comes to fairness.	My biggest weakness is that I sometimes tend to procrastinate, which leads to work piling up towards the end of deadlines.

Moreover, 66% of humblebraggers' responses to why they answered the question in the manner were coded as strategic, and just 34% as honest,  $\chi^2(1, N = 94) = 9.57, p = .002$ . In contrast, among the participants who described a real weakness, 92.9% of responses were coded as being honest and just 7.1% as strategic,  $\chi^2(1, N = 28) = 20.57, p < .001$ .

**Effectiveness of humblebragging.** Humblebragging is thus both ubiquitous and believed – by participants – to be a strategic decision. But did this strategy pay off? Coders rated humblebrags as higher in both bragging and humblebragging ( $M_s = 5.94$  and  $4.86$ ,  $SD_s = 1.37$  and  $1.59$ ) than real weaknesses ( $M_s = 3.50$  and  $2.86$ ,  $SD_s = 2.24$  and  $2.01$ ),  $t_s(120) = 7.05$  and  $5.49$ ,  $p_s < .001$ . Perhaps most importantly, the second set of coders – who simply read the answers and indicated their likelihood of hiring the candidate – were less interested in hiring humblebraggers than candidates who had reported an actual weakness ( $M_s = 3.03$  and  $3.93$ ,  $SD_s = 1.34$  and  $1.49$ ),  $t(120) = 3.03$ ,  $p < .01$ .

## **Discussion**

Study 1b shows that humblebragging is ubiquitous not only on social media but also in job interviews. More than 70% of participants humblebragged in response to a question about their greatest weakness, and more than 60% reported doing so because they believed the strategy would boost their chances of getting hired. Independent raters, however, preferred honest candidates who reported a real weakness. Study 1b offers a strong test of the negative effects of humblebragging: raters preferred people who had confessed a true workplace liability to humblebraggers.

### **Study 2: Complain, Brag, or Humblebrag?**

Our definition of humblebragging – bragging in the guise of complaint – suggests that people believe that by combining bragging with complaining, humblebragging dominates both as a self-presentation strategy. In Study 2 we tested the relative efficacy of these two strategies against humblebragging. We predicted that humblebrags would be less effective at inducing liking than both complaints and brags because these are at least perceived as sincere. We

assessed perceived sincerity as a mediator of the relationship between humblebragging and liking.

## Method

**Participants.** Three hundred and two participants ( $M_{age} = 36.97$ ,  $SD = 11.84$ ; 41.5% female) recruited on Amazon's Mechanical Turk participated in this study in exchange for \$.50. We included several comprehension checks to ensure that participants paid attention and eliminated five participants who failed these checks. We recruited our sample size based on an estimate effect size of  $f = .1$  and 80% power.

**Design and procedure.** Participants were told that they would be evaluating another person. All participants were randomly assigned to one of three conditions – humblebrag, brag, or complain – in a between-subjects design. Participants in the humblebrag condition viewed the following statement from the target: “*I am so bored of people mistaking me for a model.*” Participants in the brag condition viewed the brag portion of the humblebrag, “*People mistake me for a model*”, while participants in the complain condition viewed the complaint portion, “*I am so bored.*” The humblebrag was in the Twitter dataset from Study 1a; we created the brag and complain versions.

After viewing one of these statements, participants rated how much they liked the target on a 7-point scale (1 = *not at all*, 7 = *very much*). Then, participants answered a two-item measure of perceived sincerity on a 7-point scale (1 = *not at all*, 7 = *very much*): “How sincere do you think this person is?” and “How credible do you think this person is?” ( $\alpha = .92$ ; Chan & Sengupta, 2010). The order of liking and sincerity questions was counterbalanced; order did not impact our results.

Next, as manipulation checks, participants rated the extent to which they thought the person was complaining, bragging, and humblebragging on 7-point scales (1 = *not at all*, 7 = *very much*). Finally, participants answered demographic questions.

## Results

Table 3 provides means for all dependent measures by condition.

**Manipulation checks.** An ANOVA with condition (complain vs. brag vs. humblebrag) as the independent variable revealed a significant effect on ratings of complaining,  $F(2, 298) = 149.14, p < .001, \eta^2 = .5$ . Post-hoc tests (with Bonferroni corrections) indicated that ratings of complaining were higher in the complain condition ( $M = 5.49, SD = 1.14$ ) than in the brag ( $M = 1.90, SD = 1.28, p < .001$ ) and humblebrag conditions ( $M = 2.97, SD = 1.98, p < .001$ ). Confirming our definition of humblebrags, ratings of complaining were higher in the humblebrag condition than in the brag condition ( $p < .001$ ).

Ratings of bragging varied significantly,  $F(2, 297) = 436.45, p < .001, \eta^2 = .75$ . Post-hoc tests revealed that bragging ratings in both the brag ( $M = 6.11, SD = 1.15$ ) and humblebrag ( $M = 6.20, SD = 1.12$ ) condition were higher than those in the complain condition ( $M = 1.90, SD = 1.25, ps < .001$ ); the brag and humblebrag conditions did not differ,  $p > .25$ .

Finally, humblebragging ratings also varied significantly,  $F(2, 298) = 126.99, p < .001, \eta^2 = .46$ . Post-hoc tests indicated that humblebragging ratings were significantly higher in the humblebrag condition ( $M = 6.13, SD = 1.36$ ) than in the brag condition ( $M = 4.79, SD = 2.10, p < .001$ ) and the complain condition ( $M = 2.27, SD = 1.67, p < .001$ ).

**Liking.** As predicted, an ANOVA revealed a significant effect on liking,  $F(2, 298) = 15.02, p < .001, \eta^2 = .09$ . As depicted in Figure 1, participants in the humblebrag condition liked the target less ( $M = 2.62; SD = 1.36$ ) than did participants in the brag condition ( $M = 3.11,$



$SD = 1.24$ ;  $p < .02$ ) and in the complain condition ( $M = 3.57$ ,  $SD = 1.06$ ;  $p < .001$ ). Participants in the complain condition liked targets significantly more than participants in the brag condition ( $p = .02$ ).

**TABLE 3: Descriptive statistics for measures in Studies 2, 3 and 4**

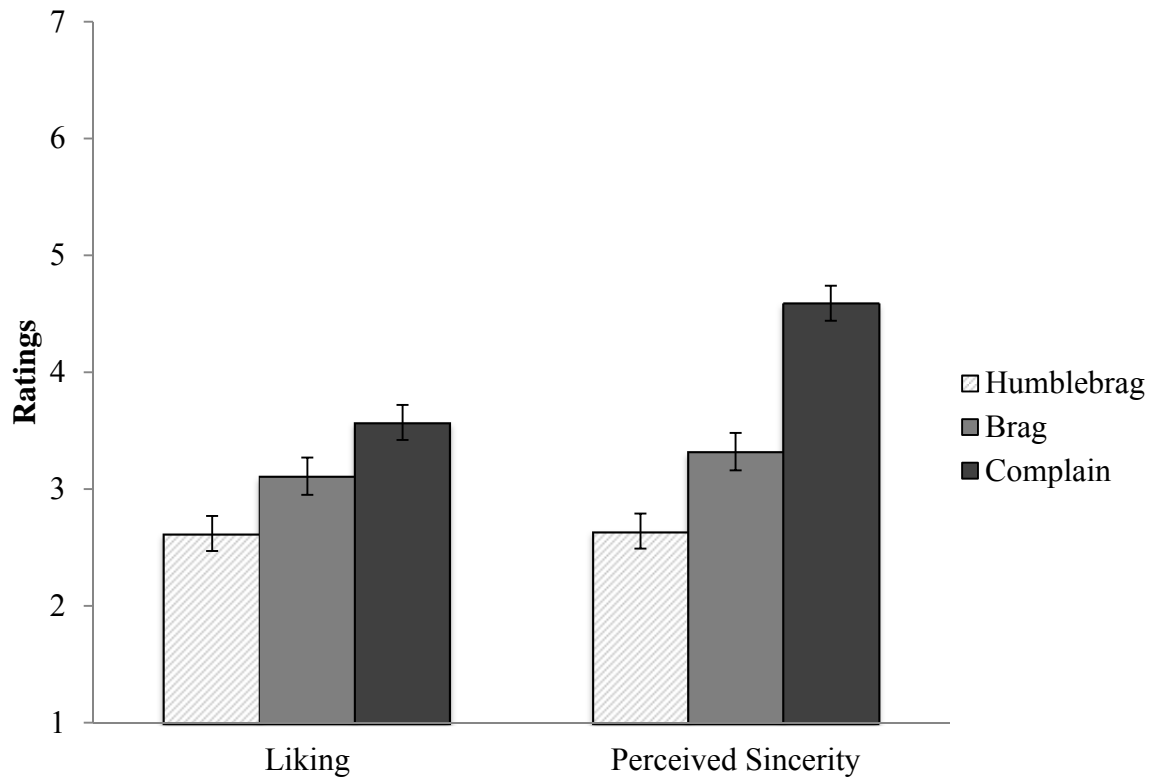
	Complain	Brag	Humblebrag
Study 2			
	3.57	3.11	2.62
1. Liking	[3.36, 3.78]	[2.86, 3.35]	[2.35, 2.89]
	4.59	3.32	2.64
2. Perceived Sincerity	[4.31, 4.86]	[3.07, 3.58]	[2.37, 2.91]
	5.49	1.90	2.97
3. Complaining	[5.26, 5.72]	[1.65, 2.15]	[2.58, 3.36]
	2.27	4.79	6.13
4. Humblebragging	[1.94, 2.60]	[4.38, 5.21]	[5.86, 6.40]
	1.90	6.11	6.20
5. Bragging	[1.65, 2.15]	[5.88, 6.34]	[5.98, 6.42]
Study 3			
		3.35	2.77
1. Liking		[3.07, 3.62]	[2.48, 3.06]
		3.69	2.88
2. Perceived Sincerity		[3.41, 3.98]	[2.58, 3.18]
		4.91	4.34
3. Perceived Attractiveness		[4.66, 5.16]	[4.06, 4.63]
Study 4			
		2.95	2.46
1. Liking		[2.66, 3.23]	[2.21, 2.72]
		3.37	2.74
2. Perceived Sincerity		[3.09, 3.65]	[2.50, 2.99]
		1.05	.695
3. Allocation Amount		[.81, 1.29]	[.47, .93]

Note: The values in square brackets are 95% confidence intervals.

**Perceived sincerity.** Participants' perception of sincerity varied across conditions,  $F(2, 298) = 54.73$ ,  $p < .001$ ,  $\eta^2 = .27$ . Consistent with our hypothesis, ratings of perceived sincerity were lower in the humblebrag condition ( $M = 2.64$ ,  $SD = 1.34$ ) than in the brag condition ( $M = 3.32$ ,  $SD = 1.29$ ,  $p = .001$ ) and the complain condition ( $M = 4.59$ ,  $SD = 1.37$ ,  $p < .001$ ).

Participants in the brag condition rated targets as less sincere than participants in the complain condition,  $p < .001$ .

**Figure 1.** Liking and perceived sincerity by condition in Study 2.



**Mediation.** To examine whether sincerity mediated the effect of humblebragging on liking, we followed the steps recommended by Baron and Kenny (1986). The first and second criteria specify that the independent variable should significantly affect the dependent variable and the mediators. The prior analyses showed that these two criteria were met, as humblebragging had a significant effect on liking and sincerity. To assess the third and fourth criteria, we conducted a hierarchical ordinary least-squares (OLS) regression analysis (including a dummy variable for the bragging condition) predicting liking from the independent variable of

the humblebragging condition (Step 1) and sincerity (Step 2). The third criterion specifies that the mediator should significantly predict the dependent variable while controlling for the independent variable. The results met this criterion: controlling for the humblebragging condition and the bragging condition, we found that sincerity significantly predicted greater liking ( $\beta = .67$ ,  $t = 12.995$ ,  $p < .001$ ).

To complete the test of mediation for sincerity, the fourth criterion holds that the effect of the independent variable on the dependent variable should decrease after controlling for the mediator. After controlling for sincerity, the effect of humble bragging on liking decreased significantly (from  $\beta = -.35$ ,  $p < .001$  to  $\beta = .05$ ,  $p = .44$ ). To test whether the size of the indirect effect of humblebragging on liking through sincerity differed significantly from zero, we used a bootstrap procedure to construct bias-corrected confidence intervals based on 10,000 random samples with replacement from the full sample (Preacher & Hayes, 2004). The 95% bias-corrected confidence interval excluded zero (-1.41, -.79), indicating a significant indirect effect.

## **Discussion**

Individuals who humblebrag – couching a brag in a complaint – are viewed more negatively than those who straightforwardly brag or complain. Moreover, as in Study 1a, insincerity plays a mediating role: while people do not love braggers or complainers, they at least see them as more sincere than humblebraggers, such that perceptions of insincerity drive lower ratings of humblebraggers.

### **Study 3: Does Humblebragging Confer Specific Benefits?**

People who humblebrag are generally disliked and perceived as insincere. Study 3 investigates whether humblebragging might offer a compensatory benefit. If humblebragging leads observers to infer that humblebraggers possess a specific trait, then humblebragging may

be useful. An actor who wishes to signal her intelligence may humblebrag about getting calls from her two universities; observers may dislike her but view her as intelligent. We explored whether the general costs of humblebragging would not be offset by a boost on a specific quality.

## Method

**Participants.** Two hundred and one individuals ( $M_{age} = 35.02$ ,  $SD = 10.03$ ; 34.3 % female) were recruited via Amazon's Mechanical Turk to participate in an online study in exchange for \$.50. We included several comprehension checks; two participants failed these checks at the beginning of the experiment and were eliminated from the study. We recruited our sample size based on an estimate effect size of  $d = .2$ , and the study is powered at 80%.

**Design and procedure.** As in Study 2, participants were told they would evaluate another person, and were randomly assigned to one of two conditions in a between-subjects design. Participants in the brag condition read the statement "*I get hit on all the time,*" and participants in the humblebrag condition read the statement, "*Just rolled out of bed and still get hit on all the time, so annoying.*"

After viewing one of these statements, participants rated how much they liked the target on a 7-point scale (1 = *not at all*, 7 = *very much*). Then they completed the same measure of perceived sincerity as in Study 2 ( $\alpha = .92$ ; Chan & Sengupta, 2010). The order of these general liking and sincerity questions was counterbalanced; order did not affect our results. Next, participants rated the target on the specific attribute signaled by the statement, indicating how attractive they thought the person was on a 7-point scale (1 = *not at all*, 7 = *very much*). Finally, participants answered demographic questions.

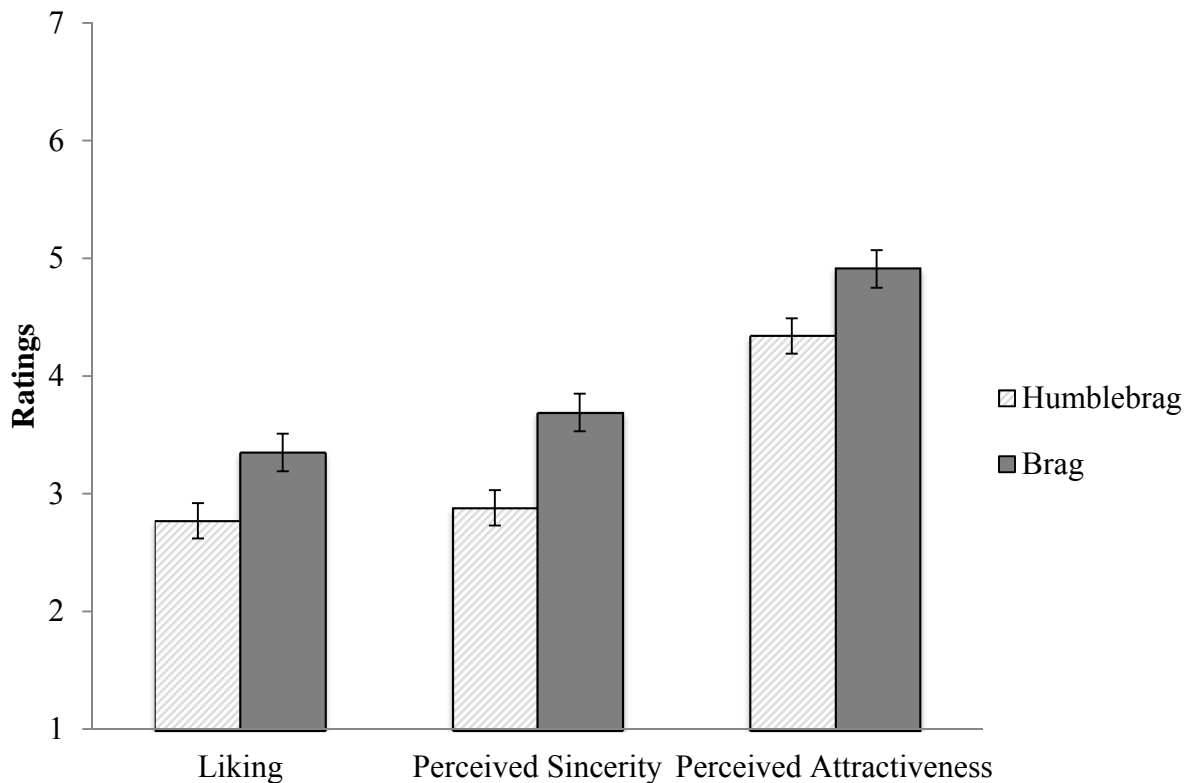
## Results

**Liking.** Participants who viewed a humblebrag liked their target significantly less ( $M = 2.77$ ,  $SD = 1.48$ ) than did participants who viewed a brag ( $M = 3.35$ ,  $SD = 1.39$ ),  $t(199) = -2.85$ ,  $p = .005$ ,  $d = .40$  (see Figure 2).

**Perceived sincerity.** Participants who viewed a humblebrag found the target to be less sincere ( $M = 2.88$ ,  $SD = 1.52$ ) than did participants who viewed a brag ( $M = 3.69$ ,  $SD = 1.45$ ),  $t(199) = -3.88$ ,  $p < .001$ ,  $d = .55$ .

**Perceived attractiveness.** Most importantly, participants who viewed a humblebrag thought the target was less attractive ( $M = 4.34$ ,  $SD = 1.44$ ) than did participants who viewed a brag ( $M = 4.91$ ,  $SD = 1.25$ ),  $t(199) = -3.01$ ,  $p = .003$ ,  $d = .43$ .

**Figure 2.** Dependent measures by condition in Study 3.



**Mediation.** Perceived sincerity mediated the relationship between humblebragging and liking. Including sincerity in the model significantly reduced the effect of humblebragging (from  $\beta = -.20, p = .005$ , to  $\beta = .01, p = .76$ ), and perceived sincerity was a significant predictor of liking ( $\beta = .80, p < .001$ ). A 5,000-sample bootstrap analysis revealed that the 95% bias-corrected confidence interval for the size of the indirect effect excluded zero  $[-.97, -.31]$ , suggesting a significant indirect effect (Baron & Kenny, 1986; Preacher & Kelly, 2011).

## Discussion

These results suggest that humblebragging is not only costly in terms of general liking and perceived sincerity, but also is less effective than bragging at signaling the single trait one wishes to convey. Thus humblebragging is ineffective as an impression-management not only due to the lower levels of liking and perceived sincerity it induces, but also its failure to communicate specific qualities.

### Study 4: The Behavioral Costs of Humblebragging

In Study 4, we aimed to understand whether the costs of humblebragging extend beyond interpersonal evaluations and influence behavior, causing individuals not only to dislike humblebraggers but also to treat them less positively. We predicted that people would allocate less money to humblebraggers than to braggers when given \$5 to split in a dictator game. Replicating the previous studies, we again predicted that perceived sincerity would drive lower levels of liking – which in turn would lead to less money allocated.

## Method

**Participants.** The study employed two phases. One hundred and fifty-four individuals ( $M_{age} = 33.26, SD = 9.36$ ; 35.1 % female) recruited on Amazon's Mechanical Turk participated in the first part of the study in exchange for \$.50. We included several comprehension checks to

ensure that participants paid attention; one participant did not pass the filter questions and was eliminated from the study automatically. For the second part of the study, we recruited one hundred and fifty-four participants from a university in the northeastern United States ( $M_{age} = 21.38$ ,  $SD = 1.50$ ; 70.5 % female) to participate in an online study in exchange for a \$5 Amazon Gift Card. All participants passed the comprehension checks. For both parts of the study, participants were informed that they would be paid additional money based upon their decisions in the allocation game. We aimed for about 140-150 participants based on the results of a pilot study.

***Design and procedure.*** Participants in the first part of the study were all assigned to the role of Player A and were informed that they would be playing an allocation game with Player B from another session. They were told that Player B would allocate \$5 between the two of them. Their task was to select three messages that applied most to them to send to the other player, and they were randomly assigned to one of two conditions in a between-subjects design.

Participants in the humblebragging condition were given the following pairs of messages (each of which was a humblebrag) and selected one message from each pair:

- *“Being the know-how person at work is so exhausting. People come to me first.”*
- *“Being too qualified on the job market sucks.”*
- *“I have no idea how I got accepted to all the top schools.”*
- *“I am so exhausted from getting elected to leadership positions all the time.”*
- *“I can’t even count the number of people who told me I look like a celebrity. Like really?”*
- *“People keep telling me how cute I am, awkward.”*

Participants in the bragging condition were given the following pairs and selected one message from each pair. The messages were designed to convey the same information as the corresponding humblebrags, but retaining the brag and removing the complaint component.

- “*I am the know-how person at work. People come to me first.*”
- “*I am really qualified for the job market.*”
- “*I got accepted to all the top schools.*”
- “*I get elected to leadership positions all the time.*”
- “*People frequently tell me that I look like a celebrity.*”
- “*People keep telling me how cute I am.*”

Participants in the second part of the study were all assigned to the role of Player B and were informed that they would allocate \$5 between them and Player A from another session. They were randomly assigned to one of the two conditions in a between-subjects design, such that they played the dictator game with an individual who either sent humblebragging messages or bragging messages. After reading the messages, participants allocated \$5, then rated how much they liked Player A and Player A’s sincerity ( $\alpha = .70$ ), using the same measures from Studies 2 and 3. Finally, participants answered demographic questions.

## Results

**Allocation.** Participants who were matched with a humblebragger allocated less money to their partner ( $M = .70$ ,  $SD = 1.02$ ) than did participants who were matched with a bragging partner ( $M = 1.05$ ,  $SD = 1.04$ ),  $t(151) = -2.15$ ,  $p = .034$ ,  $d = .34$ .

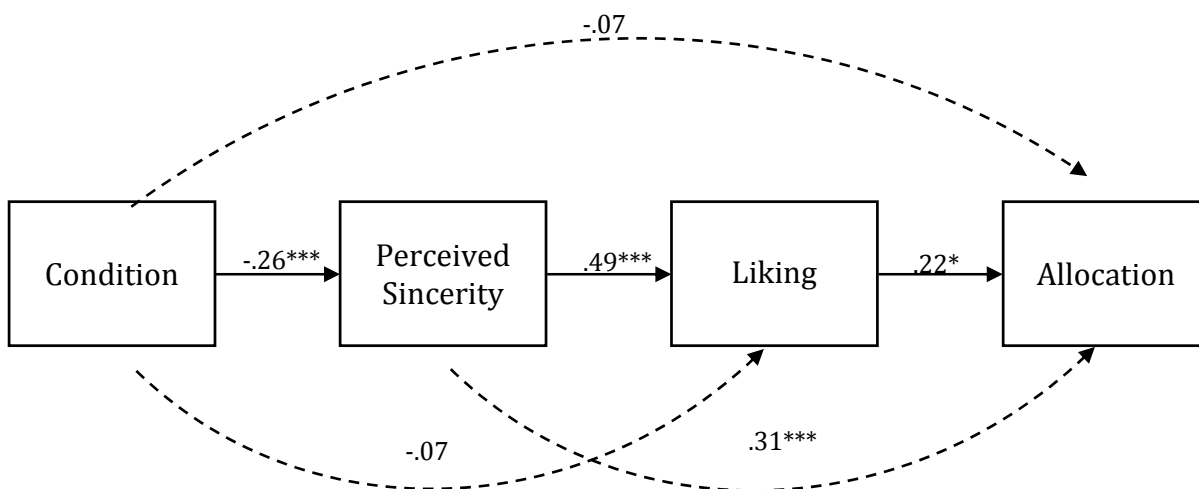
**Liking.** Participants who were matched with a humblebragger liked their partner significantly less ( $M = 2.46$ ,  $SD = 1.14$ ) than participants who were matched with a bragger ( $M = 2.95$ ,  $SD = 1.25$ ),  $t(152) = -2.52$ ,  $p = .013$ ,  $d = .41$ .

**Perceived sincerity.** Participants who were matched with a humblebragger found the target to be less sincere ( $M = 2.74$ ,  $SD = 1.08$ ) than did participants who viewed bragging messages ( $M = 3.37$ ,  $SD = 1.22$ ),  $t(152) = -3.37$ ,  $p = .001$ ,  $d = .55$ .



**Mediation.** A path analysis revealed that perceived sincerity and liking mediate the relationship between condition and allocation (Figure 3). Higher perceived sincerity led participants to like their partner more, which led to higher allocation amounts in the dictator game. When we included perceived sincerity in the model, predicting liking, the effect of condition was reduced (from  $\beta = -.20, p = .013$ , to  $\beta = -.07, p = .33$ ), and perceived sincerity was a significant predictor of liking ( $\beta = .49, p < .001$ ). The 95% bias-corrected confidence interval for the size of the indirect effect excluded zero  $[-.56, -.14]$ , suggesting a significant indirect effect. When we included perceived sincerity and liking in the model, predicting allocation, the effect of condition was reduced (from  $\beta = -.17, p = .034$ , to  $\beta = -.07, p = .35$ ), and both perceived sincerity ( $\beta = .20, p = .029$ ) and liking ( $\beta = .22, p = .014$ ) were significant predictors of allocation. The 95% bias-corrected confidence interval for the size of the indirect effect excluded zero  $[-.14, -.01]$ , suggesting a significant indirect effect (Baron & Kenny, 1986; Preacher & Kelly, 2011).

**Figure 3:** Path analysis in Study 4.



*Note.* Standardized beta coefficients displayed.  $*** p < .001$ ,  $* p < .05$

## **Discussion**

These results demonstrate that the costs of humblebragging extend beyond interpersonal evaluations, impacting behavior. Humblebraggers are seen as insincere, leading them to be less liked, which results in stingier treatment. As in the previous studies, straightforwardly bragging produces better outcomes than humblebragging.

### **General Discussion**

Both correlational and causal evidence demonstrates that humblebragging fails to leave a favorable impression on others. Although people frequently resort to humblebragging when attempting to impress others (Studies 1a and 1b), the strategy is less effective than simply bragging or complaining in producing either global or specific desired impressions (Studies 2 and 3), while also garnering more negative behavioral responses (Study 4). Across the studies, perceived sincerity is a key predictor of liking: the disingenuousness signaled by humblebragging manifests in dislike.

Taken together, our results shed light on the common phenomenon of humblebragging, an increasingly ubiquitous strategy utilized by people attempting to self-promote. Although a large body of prior research has documented different impression-management strategies, humblebragging is a previously unexplored – and, as we show, uniquely ineffective – form of self-praise. While previous research has identified other indirect means of self-promotion, such as praising close associates (Cialdini et al., 1990; see Schlenker & Weigold, 1992), we document a new type of indirect speech that does not divert attention to other people but rather attempts to divert attention from the bragging nature of the claim – via a complaint.

This research makes several contributions to the literature. First, we introduce and examine the psychology underlying a unique impression management tactic, adding to the

literature on impression management (e.g., Arkin, 1981). Second, we shed light on the pivotal role that perceived sincerity plays in impression management. Specifically, we show that sincerity plays a critical role in determining the success of three seemingly different self-promotion strategies: humblebragging, compared to bragging or complaining, is perceived as insincere – the critical factor that causes humblebragging to fail. Third, our research contributes to research on indirect speech; prior research has shown that indirect speech and indirect self-promotion attempts are more likely to lead to favorable judgments when they occur naturally and spontaneously (Holtgraves, 1986; Tal-Or, 2010). Our research shows that in contexts where this naturalness and spontaneity are absent – such as in job interviews (Study 1b) – indirect attempts can backfire.

While our research focused on the reactions of recipients of humblebragging, future research should examine the emotional experiences of humblebraggers. For example, previous research has shown that self-promoters experience positive emotions while bragging (Scopelliti, Loewenstein, & Vosgerau, in press). Humblebragging may constitute a particularly miscalibrated case in which humblebraggers experience positive affect from bragging *and* the positive feeling that they are not actually bragging, while recipients react negatively to both the self-promotion and the attempt to mask it.

## **Conclusion**

The proliferation of humblebragging in social media and everyday life suggests that people believe it an effective self-promotional strategy. Yet, our results show, people readily denigrate humblebraggers. Faced with the choice to (honestly) brag or (deceptively) humblebrag, would-be self-promoters should choose the former – and at least reap the rewards of seeming sincere.

## References

- Alberts, J. K. (1988). An analysis of couples' conversational complaints. *Communication Monographs*, 55(2), 184-197.
- Alford, H. (2012, November 30). If I do humblebrag so myself. *The New York Times*. Retrieved from [http://www.nytimes.com/2012/12/02/fashion/bah-humblebrag-the-unfortunate-rise-of-false-humility.html?pagewanted=all&\\_r=0](http://www.nytimes.com/2012/12/02/fashion/bah-humblebrag-the-unfortunate-rise-of-false-humility.html?pagewanted=all&_r=0).
- Alicke, M. D., Braun, J. C., Glor, J. E., Klotz, M. L., Magee, J., Sederhoim, H., & Siegel, R. (1992). Complaining behavior in social interaction. *Personality and Social Psychology Bulletin*, 18(3), 286-295.
- Arkin, R. M. (1981). Self-presentation styles. In J. T. Tedeschi (Ed.), *Impression management theory and social psychological research* (pp. 311-333). New York: Academic Press.
- Baron, R. M., & Kenny, D. A. (1986). The moderator-mediator variable distinction in social psychological research: Conceptual, strategic, and statistical considerations. *Journal of Personality and Social Psychology*, 51(6), 1173-1182.
- Baumeister, R. F. (1982). A self-presentational view of social phenomena. *Psychological Bulletin*, 91(1), 3-26.
- Ben-Ze'ew, A. (1993). On the virtue of modesty. *American Philosophical Quarterly*, 30(3), 235-246.
- Buffardi, L.E. & Campbell, W.K. (2008). Narcissism and social networking web sites. *Personality and Social Psychology Bulletin*, 34(10), 1303-1314.
- Chan, E., & Sengupta, J. (2010). Insincere flattery actually works: A dual attitudes perspective. *Journal of Marketing Research*, 47(1), 122-133.
- Cialdini, R. B., Finch, J. F., & De Nicholas, M. E. (1990). Strategic self-presentation: The

- indirect route. In M. J. Cody & M. L. McLaughlin (Eds.), *Monographs in social psychology of language*, 2, (pp. 194-206). Clevedon, England: Multilingual Matters.
- Crant, J. M. (1996). Doing more harm than good: When is impression management likely to evoke a negative response? *Journal of Applied Social Psychology*, 26(16), 1454–1471.
- Eastman, K. K. (1994). In the eyes of the beholder: An attributional approach to ingratiation and organizational citizenship behavior. *Academy of Management Journal*, 37(5), 1379–1392.
- Giacalone, R. A., & Rosenfeld, P. (1986). Self-presentation and self-promotion in an organizational setting. *The Journal of social psychology*, 126(3), 321-326.
- Goffman, E. (1959). *The presentation of self in everyday life*. London: Penguin.
- Holtgraves, T. (1986). Language structure in social interaction: Perceptions of direct and indirect speech acts and interactants who use them. *Journal of Personality and Social Psychology*, 51(2), 305-314.
- Jones, E. E., & Pittman, T.S. (1982). Toward a general theory of strategic self-presentation. In J. Suls (Ed.) *Psychological perspectives on the self*, (pp. 231-262). Hillsdale, NJ: Erlbaum.
- Kowalski, R. M. (1996). Complaints and complaining: Functions, antecedents, and consequences. *Psychological Bulletin*, 119(2), 179-196.
- Lampel, J., & Bhalla, A. (2007). The role of status seeking in online communities: Giving the gift of experience. *Journal of Computer-Mediated Communication*, 12(2), 434-455.
- Leary, M. R., & Kowalski, R. M. (1990). Impression management: A literature review and two-component model. *Psychological Bulletin*, 107(1), 34-47.
- Leary, M. R., Nezlek, J. B., Downs, D., Radford-Davenport, J., Martin, J., & McMullen, A. (1994). Self-presentation in everyday interactions: Effects of target familiarity and gender composition. *Journal of Personality and Social Psychology*, 67(4), 664-673.

- Nguyen, N. T., Seers, A., & Hartman, N. S. (2008). Putting a good face on impression management: Team citizenship and team satisfaction. *Journal of Behavioral and Applied Management, 9*(2), 148-168.
- Powers, T. A., & Zuroff, D. C. (1988). Interpersonal consequences of overt self-criticism: A comparison with neutral and self-enhancing presentations of self. *Journal of Personality and Social Psychology, 54*(6), 1054-1062.
- Preacher, K. J., & Hayes, A. F. (2004). SPSS and SAS procedures for estimating indirect effects in simple mediation models. *Behavior Research Methods, Instruments, and Computers, 36*(4), 717-731.
- Preacher, K. J., & Kelley, K. (2011). Effect size measures for mediation models: Quantitative strategies for communicating indirect effects. *Psychological Methods, 16*(2), 93-115.
- Schau, H. J., & Gilly, M. C. (2003). We are what we post? Self-presentation in personal web space. *Journal of Consumer Research, 30*(3), 385–404.
- Schlenker, B. R. (1980). *Impression management: The self-concept, social identity, and interpersonal relations* (pp. 21-43). Monterey, CA: Brooks/Cole Publishing Company.
- Schlenker, B. R., & Weigold, M. F. (1992). Interpersonal processes involving impression regulation and management. *Annual Review of Psychology, 43*(1), 133-168.
- Schneider, D. J. (1969). Tactical self-presentation after success and failure. *Journal of Personality and Social Psychology, 13*(3), 262-268.
- Scopelliti I., Loewenstein G., & Vosgerau J. (in press). You call it ‘self-exuberance,’ I call it ‘bragging.’ Miscalibrated predictions of emotional responses to self-promotion. *Psychological Science*.

- Stevens, C. K., & Kristof, A. L. (1995). Making the right impression: A field study of applicant impression management during job interviews. *Journal of Applied Psychology, 80*(5), 587–606.
- Tal-Or, N. (2010). Bragging in the right context: Impressions formed of self-promoters who create a context for their boasts. *Social Influence, 5*(1), 23-39.
- Tetlock, P. E. (1980). Explaining teacher explanations of pupil performance: A self-presentation interpretation. *Social Psychology Quarterly, 43*(3), 283-290.
- Tice, D.M., Butler, J.L., Muraven, M.B., & Stillwell, A.M. (1995). When modesty prevails: Differential favorability of self-presentation to friends and strangers. *Journal of Personality and Social Psychology, 69*(6), 1120-1138.
- Turnley, W. H., & Bolino, M. C. (2001). Achieving desired images while avoiding undesired images: Exploring the role of self-monitoring in impression management. *Journal of Applied Psychology, 86*(2), 351-360.
- Wittels, H. (2012). *Humblebrag: The art of false modesty*. New York, NY: Grand Central Publishing.
- Wosinka, W., Dabul, A. J., Whetstone-Dion, R., & Cialdini, R. B. (1996). Self-presentational responses to success in the organization: The costs and benefits of modesty. *Basic and Applied Social Psychology, 18*(2), 229–242.