

*NCA Self Study*  
*Criterion 4 Documents*

---

Eastern Illinois University

*Year 2013*

---

2013 Career Services Annual Report

Career Services, EIU



# 2013

## Annual Report





# Contents

About Us	1
Executive Summary	3
<b>Career Development</b>	
Student/Alumni Appointments	4
Presentations/Workshops	5
Career Boot Camp	6
Employer Site Visits	7
<b>Recruitment Activities</b>	
Career Fairs	8
On-Campus Interviews	8
<b>Employment Reports</b>	
<b>Undergraduate Degrees</b> – Served vs. Non-Served	11
<b>Undergraduate Degrees</b> - All students surveyed	13
Where they are working	15
How they learned about the job	15
<b>Graduate Degrees</b> – All student surveyed	17
<b>Graduate Degrees</b> - Served students only	18
<b>Salaries Reported</b>	
Undergraduate Degrees	19
Graduate Degrees	20

[eiu.edu/careers](http://eiu.edu/careers)

1301 Human Services Center  
217-581-2412



# about us

## Our Staff

Student and alumni counseling is provided by:

- Three Counselors who specialize in specific occupational areas plus assessment
- Two Career Advisors who are also specialized in Science and Educational fields
- One Experiential Education Coordinator focusing on professional development through the externship and internship programs
- Two Graduate Assistants with advising for Sociology, Psychology and Communications

An Operations Team provides employer, student and alumni support for navigating services and event registration.

## Our Facilities

The Career Services Office at Eastern Illinois University is a centralized career guidance, professional development, and recruitment resource for Eastern Illinois University students and alumni as well as for local and global employers.

Our centrally located office is state-of-the-art and includes rare, curb-side reserved parking for our clients and visiting recruiters. The facilities provide interview rooms, wired and wireless access, a training room, reception areas, private counseling offices, and group meeting rooms.

Our staff and resources are not bound by our facilities, as Career Services is frequently found at many campus kiosks in order to conveniently bring professional development to our clients.

## Our Technology

Career Services operations have been “green” for a number of years using client oriented career tools delivered in electronic form through a variety of open and secure online portals. Our long term technical presence has allowed our services to be delivered virtually, in those situations where virtual services are in the best interest of our clients.



## *Memberships and Associations*

American Association for Employment in Education  
Illinois Association for Employment in Education  
Midwest Association of Colleges and Employers  
Midwest Teacher Placement Consortium  
National Association of Colleges and Employers  
National Career Development Association  
Society for Human Resource Management  
Society for Human Resource Professionals- (Chicago)

# what we do

## Students and Alumni

The focus of our services are predominantly to EIU students and alumni. When compared to service benchmarks available through NACE Career Services Surveys (2010), the EIU Career Services programs for student and alumni clientele are comprehensive and reflect an activity level found more at major U.S. research universities rather than the activity level found at a regional university.

Our philosophy of responsiveness to a changing and global society is the defining characteristic of EIU Career Services. Well before it was popular, EIU Career Services recognized the impact of the cost of college, longer matriculation rates, and challenging economic conditions upon the well-being of our students and alumni. We have provided early development programs for over a decade. We engage students beginning with their first days on campus and address their professional development from a holistic human perspective. For our alumni, we have extended the length of our active outreach to young alumni to support their transition from college into a competitive and confusing labor market. In addition, we have provided greater support to alumni who are transitioning in the workplace.

## Employers

Employer services include the standard recruiting options but with greater flexibility and service. We understand that employers are impeded by rigid protocols as they recruit on various campuses. In contrast, we help employers find campus partners for their outreach activities and consult with employers on effective strategies and/or timing that will deliver qualified candidates worthy of their recruiting time and budgets.

## Campus and Public

Career Services believes that WE ARE EIU and supports many campus endeavors ranging from new student recruitment, new student programming, academic accreditation, quantitative and qualitative feedback for academic program development, support for student groups and linking promising young alumni to our Institutional Advancement programs. Additionally, Career Services acts as a regional resource for middle and high schools, professional associations, and businesses.

# our qualifications

Our services consist of specialized professional practices. For our students and alumni, in particular, we are not advice givers but rather counselors and facilitators who focus on the holistic development of the individual within their environmental context. We maintain membership in the American Counseling Association and the National Career Development Association to stay abreast of counseling issues and practices. To address programming issues, recruiting trends, university issues, and labor market information, we maintain memberships in the National Association of Colleges and Employers and the Society of Human Resources Management.

### Services offered to all students/alumni

- Online Career Assessment
- Career Counseling & Planning
- Externship Program
- Resume Preparation & Critique
- Cover Letter Preparation & Critique
- Interviewing Skill Development
- Mock Interviews
- Career Fairs & Graduate School Day
- On-Campus Interviews
- Online Job Listings and Resume Referrals
- Career Field Trips
- Internship Search Strategy
- Job Search Strategy
- Online Portfolio Secure Storage & Management
- Gourmet Dining Etiquette Dinners
- Networking Workshops
- Career Boot Camp
- Dress for Success Workshops
- Graduate School Planning & Essays
- Job Searching Through Social Media
- Career Transitioning

# executive summary

EIU graduates were successful in obtaining professional positions or acceptance to graduate school during the 2012-2013 academic year in an improving labor market that still presented challenges to the college graduate. Ninety percent of EIU undergraduates made plans to attend graduate school or secured employment in professional positions within 6 months of graduation. (Professional employment statistics do not include positions that do not require a college degree or temporary positions, such as substitute teachers).

Business majors (except Management), Science majors, Fine Arts, Humanities (Communications, English, Sociology, History and Political Science), KSS Exercise Science, and Math/Science teacher certification majors were the most successful in obtaining professional positions. The lack of funding for education, particularly in the State of Illinois, continues to negatively impact the job placement of first year teachers in the certification areas of history, business, music and elementary education. Off campus Business Administration, Rhetoric and Community Health majors faced challenges in entering professional employment or graduate school.

All forms of college recruitment including job fairs and campus interviewing remained at moderate recruitment levels compared to the pre-recession activity.

Student engagement with Career Services remained at the high levels that have persisted for more than five years despite declines in total enrollment. This suggests that student interest, Career Services marketing, program offerings and campus partnerships are very effective in engaging students with professional development initiatives.



## Report Methodology

Data reflecting student, alumni and employer usage of EIU Career Services during the previous academic year is analyzed each fall semester. Employer ratings about service quality and candidate preparedness are gathered throughout the year by surveying each employer during each campus recruiting event.

Student and alumni data is collected throughout the year, particularly through surveys at graduation, periodic phone and email surveys. Each student who did not indicate employment upon graduation receives at least one email survey and one phone call in order to solicit employment data as well as to offer further job search assistance. Additionally, faculty or academic department documentation of student employment is solicited by Career Services and used in our job placement data.

For placement data in particular, only positions that require a college degree or are bona fide entry level positions into a particular career path are counted as job placement. A teacher candidate employed as a teacher's aide, a communication studies major employed as a clerk typist or a business major employed as a cashier are not counted as job placement. Some universities count any position as job placement for statistical and marketing purposes; however, this report uses a higher standard for proof of employment related to the college degree.

# career development

## Student/Alumni Appointments

EIU students and alumni are eligible for free career and professional development counseling that is customized to their individual goals, career demands, environmental factors, personal histories and skill levels.

To deliver the specialized career guidance for our diverse client base, counselors focus on holistic counseling for students or alumni within each college, as well as providing some career advising and programming. Career advisors specialize in either a service area such as job shadowing or in perform advising for students and alumni on non-confidential topics such as resume writing, professional attire, and how to prepare for a job fair.

Appointments typically occur in the office; however counselors and advisors are able to provide some non-confidential services, such as job correspondence reviews, online. Both confidential and non-confidential services are increasing in prevalence by telephone appointment.

**Resume assistance** was the principle reason for users to seek assistance from Career Services. Most resume advising was for conversion of generic resumes developed in class or through online guidance into the highly specialized personal advertisements that are required for successful application in today's job market.

The second most popular service was the **Career Assessment**. Concerns about getting the most value from a college degree, career transitions by alumni, identification of personally satisfying careers were the main reasons our clients sought assessment.

**Career counseling** was the third most popular service that clients requested. Career Counseling involves analyzing specific career specialties that are achievable given each person's assets and liabilities, ongoing intervention to address personal deficits that could impede achievement of career goals and exploration of the thoughts and feelings associated with the process of self-exploration, career identification and job application.



**3570** students and alumni sought the assistance of Career Services through individualized appointments



2013 Appointments	
Resumes	1254
Focus Career Assessment Follow-up	737
Career Counseling	459
Choosing/Changing a Major	103
Cover Letters/Correspondence	152
Externship/Job Shadow Planning	50
Graduate School Prep/Selection	186
Internship Search	339
Interview Skills/Mock Interviews	71
LinkedIn Training	16
Job Search Skills/Preparation	203
<b>TOTAL</b>	<b>3570</b>



Our appointment schedule **increased by 168 appointments** despite smaller enrollment and a vacant counselor position for part of the academic year.





# careers that Say "Hire Me"

# career development

## Presentations & Workshops

Career counselors and advisors provide an array of professional development information to students, alumni and faculty through on and off campus presentations.

Our service offerings continue to exceed the median for universities of 20,000-40,000 students as 2012-2013 resulted in 219 separate events being attended by 6097 students. EIU offered 45% more workshops than large, well-funded research universities according to NACE benchmarks.

Additionally, our service offerings continue to grow in student attendance despite a smaller student headcount. The main success for greater outreach has been strong partnering with faculty and RSO's to address career topics of interest to students.

TOPIC	#Events	#Attendees
Resume Writing (in office)	14	522
Resume Writing (classrooms & RSO's)	31	845
Cover Letter Clinics	5	109
Mock Interviews with Employers (Ask an Expert)	2	61
Interview Workshops (in office)	4	70
Interview Workshops (classrooms & RSO's)	5	92
Job Search Strategies (classroom & RSO's)	8	180
Job Fair Preparation	6	116
Internships Workshops (classroom)	8	162
Graduate School Workshops/Panels	4	129
Dining Etiquette	1	25
Networking	2	17
Resources for Veterans	2	11
Career Boot Camp	1	97
Panther 2 Professional Athlete Workshop	1	70
Services Presentations (classrooms, RSO's & foundations)	27	1671
Freshmen Foundations Career Planning/Services Presentations	18	346
Career Planning/Major Selection Presentations	6	74
Open House/Transfer Days, Admissions-CHS Night	15	827
Freshman Orientation (students & parents)	56	611
<b>TOTALS</b>	<b>219</b>	<b>6097</b>

EIU Career Services outreach exceeds the national benchmarks by **247%**.

# career development

## CAREER BOOT CAMP

The fifth annual Career Boot Camp was held on Saturday, August 25, 2012. Despite the intensive 9:00 a.m. to 4 p.m. schedule, **96 students ranging from sophomores to graduate students attended sessions provided by 21 alumni from 20 companies or NPO's** on the following topics:

- ★ *The Hottest Career Fields & Who is Hiring*
- ★ *Company Research*
- ★ *How to transform your resume to say "Hire Me!"*
- ★ *Considering Graduate School*
- ★ *Acing the Interview*
- ★ *The Basics of Professional Networking*
- ★ *How to Build your Brand & Find Internships Through Job Shadowing*
- ★ *Using LinkedIn to Find Jobs*
- ★ *Transitioning from College to the Workplace*
- ★ *Finding GLBTQ Friendly Workplaces*
- ★ *The Consulting Lifestyle: The Demands & Rewards/Doing a Case Study*
- ★ *Internship Search: Where the best are and how to get the most from it*
- ★ *Diversity Recruitment Programs: What they are looking for*
- ★ *Successful Education Job Search Strategies in a tough market*
- ★ *Industry Roundtables*



# career development

## Employer Site Visits & Conferences

Throughout the 2012 – 2013 academic year, Career Services sponsored 4 employer site visits. 34 students travelled with Career Services counselors to meet with professionals in their chosen field. Site visits serve as good tools to enhance the student's applied knowledge of a profession, acquire a realistic perspective of the work culture in their field, practice their professional skills and establish professional networks.



### 2012-2013 site visits included:

Human Resources Trip to **Northern Trust**  
**Red Frog Events**  
**Chicago Board of Trade & Federal Reserve Bank**  
Public Relations Trip to **Burson-Marsteller**

*"Thank you so much for the opportunity to visit Red Frog. I loved the environment and feel of the office. Actually at one point, I forgot we were in an office. The playful attitude seems like it allows for the creativity to flow along with being productive. The internship program seems like an awesome opportunity. I would love to work for the company since it is my dream job to be an event coordinator. I plan to apply for an internship next summer or fall. Thanks again for the opportunity."*

Shelby Mrazek  
Communication Studies: Public Relations



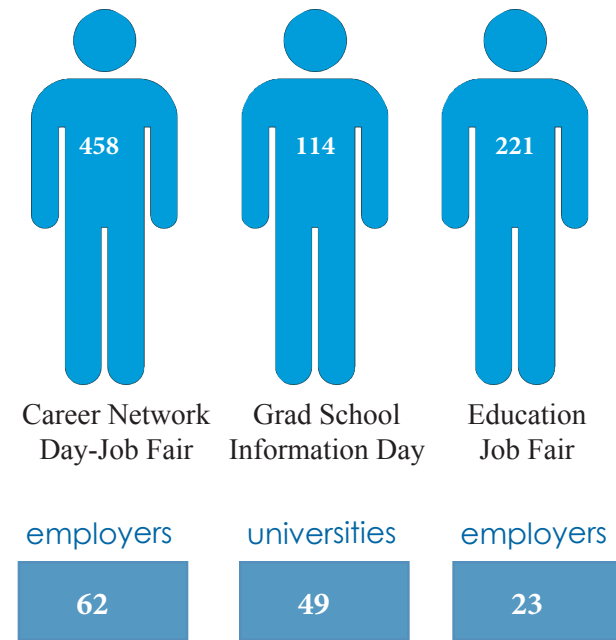
# recruitment activities



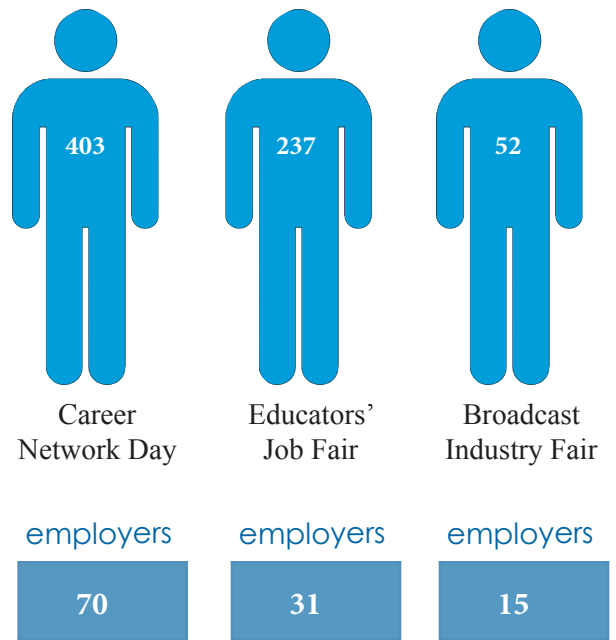
**250** Employers & universities recruited on our campus

The NACE benchmark for number of employers recruiting on campus is 165.  
Mean number of job fairs held per year is 3.

## Fall Student Attendees



## Spring Student Attendees



## On-Campus Interview Program

Career Services conducts on-campus interviews during the fall and spring semesters. EIU students who are registered with Career Services are eligible to compete for and obtain interviews with the participating employers.

Survey results show that employers were very satisfied with the professional Career Services facilities and customer service.

**Student candidates met expectations in all areas of the campus interview process.**

### Comments by Employers:

"EIU was great to work with in setting up our schedule."

"Staff was amazing—very accommodating. Thank you!"

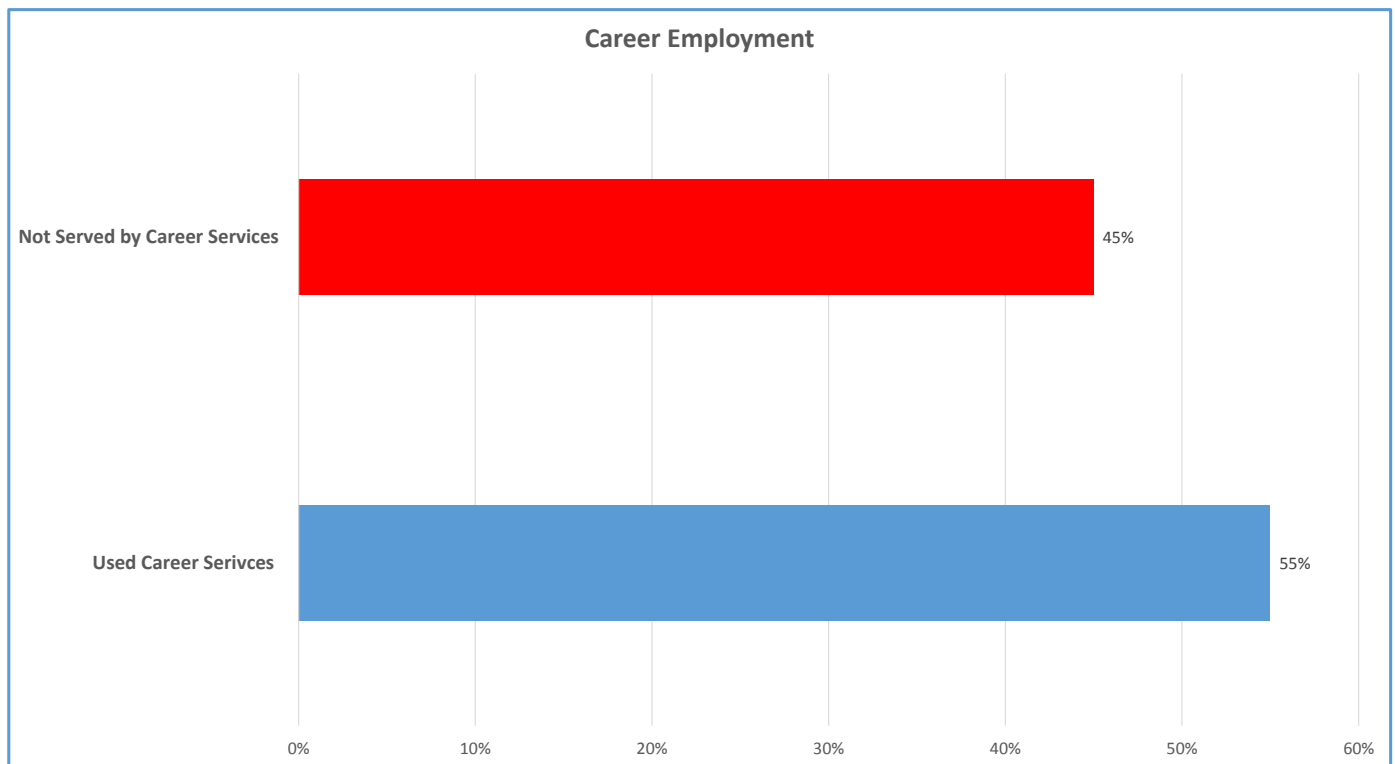
"Great group of candidates. All came very well prepared to represent themselves and the university well."





# employment summary

***Students who utilized Career Services for professional development and preparation had 10% greater success in getting jobs than students who did not.***



The comparative table on page 11 provides a comparison of data collected from survey respondents who used the services provided by Career Services versus students who elected not to use Career Services.

A side-by-side comparison for each area is noted for each category including Career Employment, Graduate School, Not Seeking, and Still Seeking/Unemployed.

# employment summary

Major	Employed	Served	NOT Served	Grad School	Served	NOT Served	Not Seeking	Served	NOT Served	Still Seeking/ Unemployed	Served	NOT Served	Grand Total of Student Responses Collected
Accounting	24	21	3	18	15	3	1		1	6	5	1	49
Applied Engineering and Tech	13	7	6	5	2	3			0			0	18
ART: Graphic Design	8	1	7	2		2			0	1		1	11
Art: Studio Art	5	1	4	9	2	7			0			0	14
ART: Teacher Certification	2	1	1	1		1			0			0	3
Athletic Training	1	1	0	6	2	4			0			0	7
BIO: Environmental Biology	3	1	2	2	1	1			0			0	5
Biological Sciences	9	5	4	29	5	24			0	2	1	1	40
Board of Governors	3		3	2		2			0			0	5
Board of Trustees			0	1		1	1		1			0	2
Business Administration	3	1	2	1		1			0	3	1	2	7
Career & Organizational Studies	1		1	1		1			0	1		1	3
Chemistry	1		1	7	1	6			0			0	8
CMN: Comm Society Pop Culture	1		1			0			0			0	1
CMN: Comm Theory/Practice	1		1			0			0			0	1
CMN: Corporate Communication	24	12	12	3	2	1			0	2	1	1	29
CMN: Interpersonal Communication	2	1	1			0			0			0	2
CMN: Mass Communication	8	5	3	5	3	2			0	2	2	0	15
CMN: Public Relations	16	15	1	6	2	4	1		1	2	2	0	25
CMN: Rhetoric/Public Advocacy			0	1		1			0	1	1	0	2
Communication Disorders Sci	1		1	27	4	23			0			0	28
CTE: Business Education			0			0			0	1	1	0	1
CTE: FCS Education	2	2	0			0			0			0	2
CTE: Technology Education	1	1	0			0			0			0	1
Early Childhood Education	1	1	0			0			0	2	1	1	3
Economics			0	1		1			0			0	1
ELE: General	20	11	9	4	4	0	1		1	9	6	3	34
ELE: Middle School	3	3	0	3	3	0			0	2	1	1	8
ENG: Language Arts Teach Cert	1	1	0	1	1	0			0			0	2
English	9	7	2	9	5	4	1	1	0	2	2	0	21
FCS: Apparel/Consumer/Hosp/Mer	13	9	4	3	1	2			0	1	1	0	17
FCS: Dietetics	1		1	6	3	3	1		1			0	8
FCS: Family Services	18	13	5	27	25	2	2	1	1	2	2	0	49
Finance	26	20	6	8	7	1	1		1	4	2	2	39
FLG: French Sel I	1	1	0			0			0			0	1
FLG: German Sel I	1		1			0			0			0	1
FLG: Spanish Sel I	1		1			0			0	1	1	0	2
FLG: Spanish Sel III	1	1	0			0			0			0	1
General Studies	39	4	35	22	2	20	2		2	4	1	3	67
Geography	4	1	3	1		1			0			0	5
Geology	1		1	2		2			0			0	3
HIS: Teacher Certification	2	2	0	3	3	0			0	3	3	0	8

# employment summary

Major	Employed	Served	NOT Served	Grad School	Served	NOT Served	Not Seeking	Served	NOT Served	Still Seeking/ Unemployed	Served	NOT Served	Grand Total of Student Responses Collected
History	9	6	3	10	4	6	1	1	0	1		1	21
HST: Community Health	3	2	1	8	3	5			0	4	3	1	15
HST: First Responder	1	1	0			0			0			0	1
HST: Health Administration	4	3	1	1	1	0			0	1		1	6
Industrial Technology	3	2	1			0			0	1	1	0	4
Journalism	9	4	5	3	2	1			0	1	1	0	13
Kinesiology - Exercise Science	1	1	0			0			0			0	1
Kinesiology and Sports Studies	18	9	9	45	21	24	1		1	12	5	7	76
KSS: Teacher Certification	1	1	0	1	1	0			0			0	2
Management	35	21	14	8	4	4			0	12	4	8	55
Management Information Systems	12	9	3	2		2			0	1	1	0	15
Marketing	43	29	14	5	4	1	1		1	3	3	0	52
MAT: Teacher Certification	2	2	0			0			0			0	2
Mathematics			0	3	1	2			0			0	3
Mathematics Computer Science	1	1	0			0			0			0	1
MUS: Performance	1		1			0			0			0	1
MUS: Teacher Certification	2	1	1	1	1	0			0	1	1	0	4
Nursing	3		3			0			0			0	3
Organizational and Prof Devel	16	7	9	8	4	4			0	4	2	2	28
PED: Teacher Cert. K-12	3		3	2	1	1			0	1	1	0	6
Philosophy			0	3	2	1			0			0	3
PHY: Astronomy	1	1	0	1	1	0			0			0	2
PHY: Computational Physics			0	1	1	0			0			0	1
PHY: Radiation Physics	1	1	0			0			0			0	1
Physical Education	9	2	7	4	2	2			0	1		1	14
PLS: International Studies	1		1			0			0			0	1
Political Science	6	2	4	10	6	4	1	1	0	2	1	1	19
Psychology	15	9	6	46	26	20	1	1	0	4	3	1	66
REC: Therapeutic Recreation			0	1	1	0			0			0	1
Recreation Administration	8	1	7	1	1	0			0			0	9
Science Teacher Cert Biology	3	1	2			0			0			0	3
Science Teacher Cert Chemistry			0	1	1	0			0			0	1
Science Teacher Cert Physics	2		2			0			0			0	2
Sociology	15	11	4	17	15	2	1	1	0	2	1	1	35
SOS: Political Science			0			0			0	2	1	1	2
SPE: Early Childhood	3	1	2			0			0			0	3
SPE: ECSE/EC Dual	1		1			0			0	1		1	2
SPE: Elementary Ed Dual	5	3	2			0			0	2	1	1	7
SPE: Secondary Ed Dual	1	1	0			0			0			0	1
SPE: Standard Special	13	9	4	1	1	0			0	1		1	15
Speech Communication	1		1			0			0				1
Theatre Arts	1		1	1	1	0			0				2
<b>Grand Total</b>	<b>522</b>	<b>290</b>	<b>234</b>	<b>400</b>	<b>198</b>	<b>202</b>	<b>17</b>	<b>6</b>	<b>11</b>	<b>108</b>	<b>63</b>	<b>45</b>	<b>1047</b>



# employment summary

ALL Undergrads Surveyed

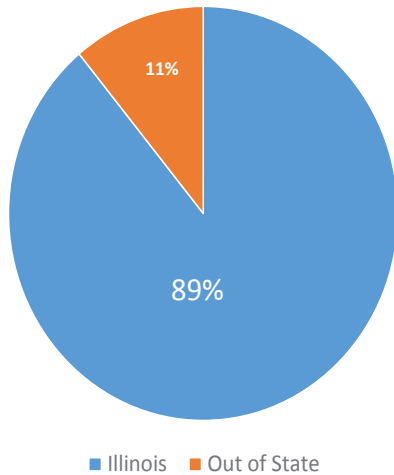
Major	Career Employment	Graduate School	Not Seeking a Position	Still Seeking/Unemployed	Grand Total	
Accounting	24	18	1	6	49	88%
Applied Engineering and Tech	13	5			18	100%
ART: Graphic Design	8	2		1	11	91%
Art: Studio Art	5	9			14	100%
ART: Teacher Certification	2	1			3	100%
Athletic Training	1	6			7	100%
BIO: Environmental Biology	3	2			5	100%
Biological Sciences	9	29		2	40	95%
Board of Governors	3	2			5	100%
Board of Trustees		1	1		2	100%
Business Administration	3	1		3	7	57%
Career & Organizational Studies	1	1		1	3	67%
Chemistry	1	7			8	100%
CMN: Comm Society Pop Culture	1				1	100%
CMN: Comm Theory/Practice	1				1	100%
CMN: Corporate Communication	24	3		2	29	93%
CMN: Interpersonal Communication	2				2	100%
CMN: Mass Communication	8	5		2	15	87%
CMN: Public Relations	16	6	1	2	25	92%
CMN: Rhetoric/Public Advocacy		1		1	2	50%
Communication Disorders Sci	1	27			28	100%
CTE: Business Education				1	1	0%
CTE: FCS Education	2				2	100%
CTE: Technology Education	1				1	100%
Early Childhood Education	1			2	3	33%
Economics		1			1	100%
ELE: General	20	4	1	9	34	74%
ELE: Middle School	3	3		2	8	75%
ENG: Language Arts Teach Cert	1	1			2	100%
English	9	9	1	2	21	90%
FCS: Apparel/Consumer/Hosp/Mer	13	3		1	17	94%
FCS: Dietetics	1	6	1		8	100%
FCS: Family Services	18	27	2	2	49	96%
Finance	26	8	1	4	39	90%
FLG: French Sel I	1				1	100%
FLG: German Sel I	1				1	100%
FLG: Spanish Sel I	1			1	2	50%
FLG: Spanish Sel III	1				1	100%
General Studies	39	22	2	4	67	94%
Geography	4	1			5	100%
Geology	1	2			3	100%
HIS: Teacher Certification	2	3		3	8	63%
History	9	10	1	1	21	95%

# employment summary

Major	Career Employment	Graduate School	Not Seeking a Position	Still Seeking/Unemployed	Grand Total	
HST: Community Health	3	8		4	15	73%
HST: First Responder	1				1	100%
HST: Health Administration	4	1		1	6	83%
Industrial Technology	3			1	4	75%
Journalism	9	3		1	13	92%
Kinesiology - Exercise Science	1				1	100%
Kinesiology and Sports Studies	18	45	1	12	76	84%
KSS: Teacher Certification	1	1			2	100%
Management	35	8		12	55	78%
Management Information Systems	12	2		1	15	93%
Marketing	43	5	1	3	52	94%
MAT: Teacher Certification	2				2	100%
Mathematics		3			3	100%
Mathematics Computer Science	1				1	100%
MUS: Performance	1				1	100%
MUS: Teacher Certification	2	1		1	4	75%
Nursing	3				3	100%
Organizational and Prof Devel	16	8		4	28	86%
PED: Teacher Cert. K-12	3	2		1	6	83%
Philosophy		3			3	100%
PHY: Astronomy	1	1			2	100%
PHY: Computational Physics		1			1	100%
PHY: Radiation Physics	1				1	100%
Physical Education	9	4		1	14	93%
PLS: International Studies	1				1	100%
Political Science	6	10	1	2	19	89%
Psychology	15	46	1	4	66	94%
REC: Therapeutic Recreation		1			1	100%
Recreation Administration	8	1			9	100%
Science Teacher Cert Biology	3				3	100%
Science Teacher Cert Chemistry		1			1	100%
Science Teacher Cert Physics	2				2	100%
Sociology	15	17	1	2	35	94%
SOS: Political Science				2	2	0%
SPE: Early Childhood	3				3	100%
SPE: ECSE/EC Dual	1			1	2	50%
SPE: Elementary Ed Dual	5			2	7	71%
SPE: Secondary Ed Dual	1				1	100%
SPE: Standard Special	13	1		1	15	93%
Speech Communication	1				1	100%
Theatre Arts	1	1			2	100%
<b>Grand Total</b>	<b>524</b>	<b>400</b>	<b>17</b>	<b>108</b>	<b>1049</b>	
	<i>50%</i>	<i>38%</i>	<i>2%</i>	<i>10%</i>		<b>90% Placement Rate</b>

# employment summary

## Where they are working

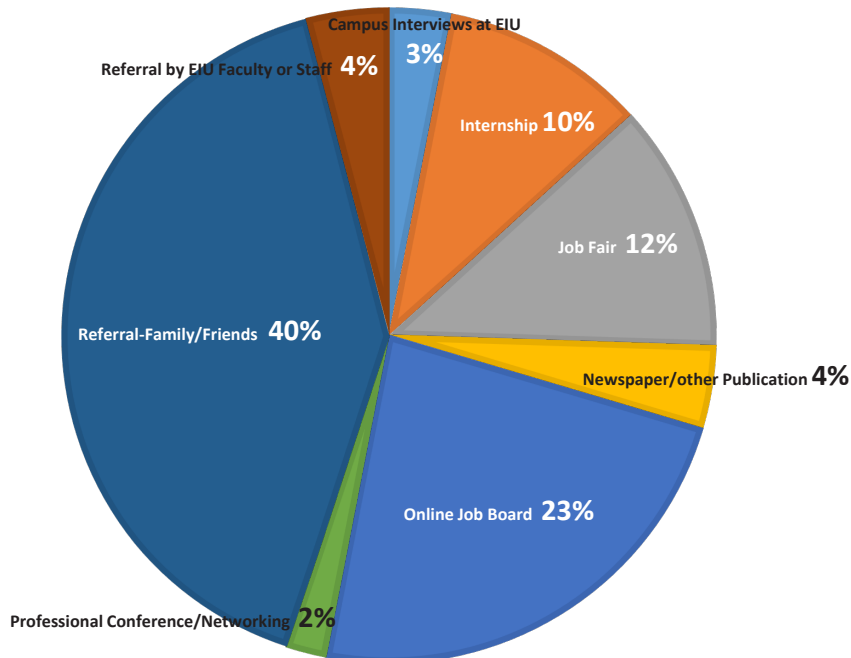


**89% of graduates reported finding jobs throughout Illinois while 11% found jobs in locations including:**

- |               |               |                |
|---------------|---------------|----------------|
| Arizona       | Missouri      | Non-US, Abroad |
| Arkansas      | New Jersey    |                |
| Colorado      | New York      |                |
| Georgia       | Ohio          |                |
| Hawaii        | South Dakota  |                |
| Indiana       | Tennessee     |                |
| Iowa          | Texas         |                |
| Kansas        | Virginia      |                |
| Massachusetts | West Virginia |                |
| Michigan      | Wisconsin     |                |

## How they learned about the job

- |                               |                                    |                                      |
|-------------------------------|------------------------------------|--------------------------------------|
| ■ Campus Interviews at EIU    | ■ Internship                       | ■ Job Fair                           |
| ■ Newspaper/other Publication | ■ Online Job Board                 | ■ Professional Conference/Networking |
| ■ Referral-Family/Friends     | ■ Referral by EIU Faculty or Staff |                                      |





# employment summary

## ALL Graduate Level Students Surveyed

Major	Career Employment	Graduate School	Not Seeking a Position	Still Seeking/Unemployed	Grand Total	
Accounting				1	1	
Art	1	2		1	4	75%
Biological Sciences	1	1	1	2	5	60%
Business Admin: Applied MGT	12	3		2	17	88%
Business Admin: Research	1	1	1		3	100%
Business Administration	4	8	1	2	15	87%
Chemistry	2	2		1	5	80%
Clinical Psychology	2	2	1	1	6	83%
CMN: Comm. College Pedagogy				1	1	
College Student Affairs	9			2	11	82%
Communication Disorders Sci	8			1	9	89%
Communication Studies	2			2	4	50%
Counseling	13		1	2	16	88%
Dietetics	4			2	6	67%
Economics	1			1	2	50%
Educational Administration	34		3	2	39	95%
Elementary Education	2				2	100%
English	1	1	1	5	8	38%
Family and Consumer Sciences	7	5		3	15	80%
Gerontology	4	3	1	2	10	80%
HIS: Historical Administration	6				6	100%
History	1	1	1	3	6	50%
Kinesiology and Sports Studies	9	15	3	14	41	66%
Master Teacher	5				5	100%
Mathematics		1		2	3	33%
Music				2	2	
Natural Sciences			1		1	100%
Political Science	4		1	1	6	83%
School Psychology	3				3	100%
Technology	17	2		5	24	79%
<b>Grand Total</b>	<b>153</b>	<b>47</b>	<b>16</b>	<b>60</b>	<b>76</b>	
	55%	17%	6%	22%		78% Placement Rate

# employment summary

## Served Grad Level Students Only

Major	Career Employment	Graduate School	Not Seeking a Position	Still Seeking/Unemployed	Grand Total	
Accounting				1	1	
Art				1	1	
Biological Sciences			1		1	
Business Admin: Applied MGT	7	2		2	11	82%
Business Admin: Research		1			1	100%
Business Administration	4	8	1	2	15	87%
Chemistry		1			1	100%
Clinical Psychology				1	1	
CMN: Comm. College Pedagogy				1	1	
College Student Affairs	2			2	4	50%
Communication Studies				2	2	
Counseling	2				2	100%
Dietetics				1	1	
Economics	1			1	2	50%
Educational Administration	3			1	4	75%
Family and Consumer Sciences	1	3		2	6	67%
Gerontology		1		1	2	50%
Kinesiology and Sports Studies	2	6		4	12	67%
Mathematics		1			1	100%
Political Science	1		1	1	3	67%
Technology	4	1		3	8	63%
<b>Grand Total</b>	<b>27</b>	<b>24</b>	<b>3</b>	<b>26</b>	<b>80</b>	
	34%	30%	4%	32%	68%	Placement Rate

# salaries

## Undergraduate Degrees

Major	# of Responses	High Salary	Low Salary	Average Salary
Accounting	21	\$55,000	\$20,000	\$42,619
Applied Engineering and Tech	8	\$62,500	\$27,500	\$46,000
ART: Graphic Design	1			\$26,000
Art: Studio Art	4	\$40,000	\$20,000	\$32,500
ART: Teacher Certification	1			\$30,000
Athletic Training	1			\$36,000
BIO: Environmental Biology	1			\$20,000
Biological Sciences	7	\$80,000	\$26,000	\$47,714
Business Administration	9	\$34,500	\$33,000	\$34,000
Career & Organizational Studies	1			\$37,500
CMN: Comm Society Pop Culture	1			\$22,000
CMN: Comm Theory/Practice	1			\$25,000
CMN: Corporate Communication	14	\$45,000	\$15,000	\$35,178
CMN: Interpersonal Communication	1			\$20,000
CMN: Mass Communication	6	\$26,000	\$16,500	\$21,250
CMN: Public Relations	9	\$40,000	\$24,000	\$32,944
CTE: FCS Education	1			\$35,000
Early Childhood Education	1			\$29,000
ELE: General	13	\$49,000	\$10,000	\$33,873
ELE: Middle School	2	\$45,000	\$34,000	\$39,500
ENG: Language Arts Teach Cert	1			\$30,000
English	4	\$35,000	\$25,000	\$32,250
FCS: Apparel/Consumer/Hosp/Mer	7	\$38,000	\$17,160	\$28,023
FCS: Dietetics	1			\$38,000
FCS: Family Services	9	\$36,000	\$17,160	\$26,018
Finance	19	\$75,000	\$22,000	\$38,684
FLG: French Sel I	1			\$36,000
FLG: German Sel I	1			\$48,500
FLG: Spanish Sel I	1			\$22,000
General Studies	21	\$86,000	\$16,900	\$35,395
Geography	2	\$31,000	\$28,000	\$29,500
Geology	1			\$55,000
HIS: Teacher Certification	2	\$35,000	\$32,000	\$33,500
History	6	\$45,000	\$20,000	\$33,833



# salaries

## Undergraduate Degrees

Major	# of Responses	High Salary	Low Salary	Average Salary
HST: Community Health	2	\$27,000	\$25,000	\$26,000
HST: First Responder	1			\$26,000
HST: Health Administration	2	\$34,000	\$12,100	\$23,050
Industrial Technology	2			\$42,000
Journalism	2	\$36,000	\$35,000	\$35,500
Kinesiology and Sports Studies	8	\$50,000	\$12,000	\$30,375
Management	17	\$50,000	\$24,500	\$34,656
Management Information Systems	7	\$70,000	\$22,000	\$44,643
Marketing	28	\$64,500	\$30,000	\$41,682
MAT: Teacher Certification	2	\$45,000	\$34,000	\$39,500
Mathematics Computer Science	1			\$55,000
MUS: Performance	1			\$33,000
MUS: Teacher Certification	2			\$35,000
Nursing	2	\$70,000	\$65,000	\$67,500
Organizational and Prof Devel	11	\$82,000	\$17,000	\$38,500
PED: Teacher Cert. K-12	3	\$45,000	\$28,000	\$38,333
PHY: Astronomy	1			\$55,000
PHY: Radiation Physics	1			\$42,000
Physical Education	5	\$40,000	\$18,000	\$28,600
PLS: International Studies	1			\$48,500
Political Science	4	\$32,500	\$20,000	\$28,125
Psychology	7	\$45,000	\$12,500	\$24,960
Recreation Administration	4	\$37,500	\$20,000	\$27,875
Science Teacher Cert Biology	1			\$23,760
Science Teacher Cert Physics	1			\$40,000
Sociology	10	\$35,000	\$15,000	\$27,914
SPE: Early Childhood	1	\$55,000	\$39,000	\$47,000
SPE: ECSE/EC Dual	1			\$31,500
SPE: Elementary Ed Dual	3	\$45,000	\$35,000	\$39,000
SPE: Secondary Ed Dual	1			\$33,000
SPE: Standard Special	11	\$50,000	\$15,000	\$35,545
Speech Communication	1			\$45,000
<b>TOTAL RESPONSES</b>	<b>323</b>			



# salaries

## Graduate Degrees

Major	# of Responses	High Salary	Low Salary	Average Salary
Biological Sciences	1			\$32,429
Business Admin: Applied MGT	8	\$85,000	\$32,500	\$53,000
Business Admin: Research	1			\$40,000
Business Administration	2			\$56,000
Chemistry	1			\$35,000
College Student Affairs	5	\$35,000	\$26,000	\$30,500
Communication Disorders Sci	4	\$54,000	\$41,000	\$47,250
Counseling	22	\$47,500	\$20,000	\$39,546
Educational Administration	22	\$123,000	\$35,000	\$58,666
Elementary Education	2			\$37,500
English	1			\$38,000
Family and Consumer Sciences	3	\$36,000	\$27,500	\$32,833
Gerontology	3	\$48,500	\$35,000	\$42,833
HIS: Historical Administration	1			\$30,000
History	1			\$34,000
Kinesiology and Sports Studies	6	\$40,000	\$13,408	\$25,568
Master Teacher	3	\$60,000	\$40,000	\$47,500
Political Science	3	\$60,000	\$27,500	\$41,667
School Psychology	2	\$46,000	\$44,000	\$45,000
Technology	12	\$84,000	\$26,000	\$61,503
<b>Total Responses</b>	<b>103</b>			



## **“It was an awesome process!”**

*“I would absolutely suggest to anyone to do a mock interview. It is a such a great experience to sit down and have a real one on one interview with a recruiter. I was given great insight on the types of questions I would be asked and even took a few notes. For anyone who is getting close to graduation and the real world is right around the corner, the mock interview process is a definite must.”*

*Jeff Jenkins*  
Corporate Communications