



# *Tuning the electronic environment of cations and anions using ionic liquid mixtures*

Article

Published Version

Creative Commons: Attribution 4.0 (CC-BY)

Open Access

Villar-Garcia, I. J., Lovelock, K. R. J., Men, S. and Licence, P. (2014) Tuning the electronic environment of cations and anions using ionic liquid mixtures. *Chemical Science*, 5 (6). pp. 2573-2579. ISSN 1478-6524 doi: <https://doi.org/10.1039/c4sc00106k> Available at <http://centaur.reading.ac.uk/76257/>

It is advisable to refer to the publisher's version if you intend to cite from the work.

Published version at: <http://dx.doi.org/10.1039/c4sc00106k>

To link to this article DOI: <http://dx.doi.org/10.1039/c4sc00106k>

Publisher: Royal Society of Chemistry

All outputs in CentAUR are protected by Intellectual Property Rights law, including copyright law. Copyright and IPR is retained by the creators or other copyright holders. Terms and conditions for use of this material are defined in the [End User Agreement](#).

[www.reading.ac.uk/centaur](http://www.reading.ac.uk/centaur)

## **CentAUR**

Central Archive at the University of Reading

Reading's research outputs online

# Tuning the electronic environment of cations and anions using ionic liquid mixtures†

Cite this: *Chem. Sci.*, 2014, 5, 2573

Ignacio J. Villar-Garcia,\* Kevin R. J. Lovelock, Shuang Men and Peter Licence\*

Electrostatic interactions are ubiquitous in ionic liquids and therefore, the electronic environment (*i.e.* the distribution of electron density) of their constituent ions has a determining influence on their properties and applications. Moreover, the distribution of electron density on atoms is at the core of ionic liquid molecular dynamics simulations. In this work, we demonstrate that changing the composition of ionic liquid mixtures can tune the electronic environment of their constituent ions, both anions and cations. The electronic environment of these ions can be monitored by measuring the characteristic electron binding energies of their constituent atoms by X-ray photoelectron spectroscopy (XPS). The possibility to fine tune, in a controlled way, the electronic environment of specific ions provides an invaluable tool to understand ionic liquid properties and allows the design of ionic liquid mixtures towards specific applications. Here, we demonstrate the power of this tool by tuning the electronic environment of a catalytic centre, and consequently its catalytic activity, by the use of ionic liquid mixtures.

Received 10th January 2014  
Accepted 6th April 2014

DOI: 10.1039/c4sc00106k

www.rsc.org/chemicalscience

## Introduction

Ionic liquids, low temperature molten salts composed entirely of mobile ions, exhibit a large range of properties that make them useful in a wide variety of fields such as synthesis and catalysis,<sup>1</sup> biocatalysis,<sup>2</sup> electrochemistry,<sup>3</sup> separation technology<sup>4</sup> or materials science.<sup>5</sup> One of the reasons for this wide span of applications is their tunability. Every combination of ions that give rise to an ionic liquid has its own set of properties. The number of combinations can reach the order of trillions if ionic liquids mixtures are considered.<sup>6</sup> In the last years, several applications and fundamental studies of ionic liquid mixtures have appeared.<sup>7</sup> Very promising examples can be found in their application in lithium battery cells,<sup>8</sup> magnesium-based rechargeable batteries,<sup>9</sup> dye-sensitised solar cells,<sup>10</sup> and in the electrodeposition of metals including magnesium.<sup>11</sup> The use of tuneable ionic liquid mixtures as chromatographic stationary phases,<sup>12</sup> and solvents for the controlled self-assembly of amphiphilic materials,<sup>13</sup> or enzymatic mediated reactions<sup>14</sup> also highlights the potential of mixtures to improve the performance of existing ionic liquid-based systems.

The potential to fine tune the properties of ionic liquid media by the use of mixtures is clear and the ability to understand and predict these properties would constitute an invaluable tool. However, for applications of ionic liquid mixtures to become

widespread, a deep understanding of their properties and the molecular level structure that determines this is needed. The physical and chemical properties of mixture systems have begun to be consistently measured and simulated. The properties of several ionic liquid mixtures have been found to follow an ideal or quasi-ideal mixing behaviour.<sup>15</sup> Ionic liquid mixtures have also been found to exhibit enhanced properties when compared to the neat ionic liquids used in their preparation.<sup>15c,16</sup> Structurally, ionic liquid mixtures seem to consist of mixtures of randomly distributed ions.<sup>7,17</sup> In more detail, their molecular level structure may be dominated by one of the constituent ionic liquids.<sup>7,17d,18</sup> The electronic environment of the ions constituting ionic liquids plays a dominant role in determining the molecular level structure, macroscopic properties and the interaction of ionic liquids with other molecules. For instance, accurate reproduction of molecular charge distributions using point charges is critical in classical molecular simulations. In ionic liquids this charge distribution plays an essential role. There is on-going debate as to which force fields most adequately describe ionic liquids.<sup>19</sup> Models that allow for polarisation and charge transfer in ionic liquids have recently gained recognition. Traditionally, the total charge on individual ions has been assumed to be an integer.<sup>20</sup> However, reduced charges have been used to account for partial charge transfer between the anion and the cation.<sup>21</sup> Polarisable force fields, which can artificially reproduce charge transfer effects, have also been used but at much greater computational expense.<sup>19c,22</sup> Experimentally obtained charge distributions would be an invaluable piece of information in parameterising accurate electrostatic interactions for ionic liquid systems. The distribution of electron density also has a significant impact in the way molecules interact. Ionic liquid solute interactions can have an

*The School of Chemistry, The University of Nottingham, Nottingham, NG7 2RD, UK.  
E-mail: i.villar-garcia@imperial.ac.uk; pete.licence@nottingham.ac.uk; Fax: +44 (0) 115 9513563; Tel: +44 (0)7827767149/+44 (0)115 846 6176*

† Electronic supplementary information (ESI) available: complete experimental information including XP spectra fitting models and supplementary figures. See DOI: 10.1039/c4sc00106k



enormous impact on applications including catalysis or electrochemistry which depend on the electronic distribution of specific species in solution. For example, the electronic environment of the metal centre of a catalyst is a major factor controlling its catalytic activity. The nature of the ionic liquid anion has been proven to have a determining influence in the activity and stability of several cationic catalytic systems.<sup>23</sup> In terms of electrochemical applications, ionic liquid mixtures have also been used to tune the redox potentials of different compounds in solution.<sup>24</sup> These examples evidence that the ability to measure and control the electronic environment of ions within ionic liquids, and therefore programming its properties and potential interactions, will be of utmost importance for the ionic liquid field.

X-ray photoelectron spectroscopy (XPS) can be used to monitor the electronic environment of the constituent atoms of a sample. Binding energies measured by XPS can be correlated to calculated atomic charges.<sup>25</sup> Binding energy shifts have been compared to quantum mechanically calculated atomic charges of different samples and useful relationships were extracted.<sup>26</sup> Due to their low vapour pressure, XPS can be used to analyse ionic liquids and study the electronic environment of their constituent ions.<sup>27</sup> Recent XPS studies for neat ionic liquids have demonstrated that the characteristic binding energies from the carbon and nitrogen atoms within the cation headgroup correlate with the calculated amount of charge transferred from the anion to the cation.<sup>28</sup> For anions such as halides or acetate,  $[\text{OAc}]^-$ , the electron density on the cation was found to be higher than for low basicity anions such as  $[\text{TF}_2\text{N}]^-$  or  $[\text{TfO}]^-$  (where  $[\text{TF}_2\text{N}]^- = \text{bis}[(\text{trifluoromethane})\text{sulfonyl}]\text{imide}$  and  $[\text{TfO}]^- = \text{trifluoromethanesulfonate}$ ). These changes in electron density were positively correlated to anion basicity ( $\beta$ ), determined by solvatochromic methods.<sup>28a,b</sup>

In this publication, we study the use of ionic liquid mixtures to tune the electronic environment of their constituent ions. We present a detailed XPS study of three different ionic liquid mixtures systems composed of a common cation and two different anions at different molar ratios (a total of 16 mixtures). Two mixture systems contain a strongly coordinating, high basicity anion and a weakly coordinating, low basicity anion:  $[\text{C}_8\text{C}_1\text{Im}]\text{Cl} + [\text{C}_8\text{C}_1\text{Im}][\text{TF}_2\text{N}]$  (denominated as  $[\text{C}_8\text{C}_1\text{Im}]\text{Cl}_x[\text{TF}_2\text{N}]_{1-x}$ ) and  $[\text{C}_8\text{C}_1\text{Im}]\text{Cl} + [\text{C}_8\text{C}_1\text{Im}][\text{TfO}]$  ( $[\text{C}_8\text{C}_1\text{Im}]\text{Cl}_x[\text{TfO}]_{1-x}$ ) and one of the mixture systems contains two strongly coordinating, high basicity anions:  $[\text{C}_8\text{C}_1\text{Im}][\text{OAc}] + [\text{C}_8\text{C}_1\text{Im}]\text{Cl}$  ( $[\text{C}_8\text{C}_1\text{Im}]\text{Cl}_x[\text{OAc}]_{1-x}$ ). The measured binding energies confirm changes in the electronic environment of the ions with composition. These changes can be used to tune the properties and interactions of a particular ionic liquid system. To demonstrate the power of this tool, we use an ionic liquid mixture to fine tune the electronic environment of a catalytic metal centre in an ionic liquid solution and achieve distinct turnover frequencies.

## Results and discussion

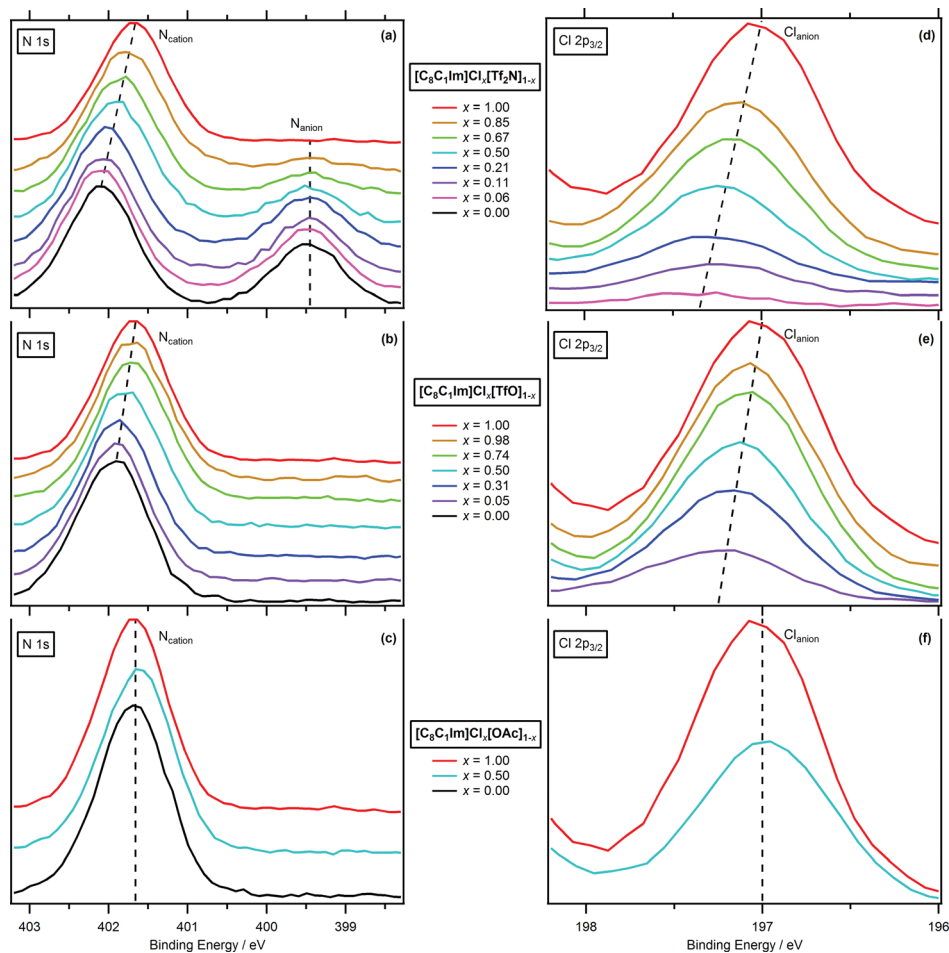
### Tuning the electronic environment of ions

Fig. 1 illustrates how the electronic environment of both anions and cations within ionic liquids can be tuned using mixtures,

showing the N 1s and Cl  $2p_{3/2}$  high resolution XP spectra (characteristic of the electronic environment of the cation and anion respectively) of all the different  $[\text{C}_8\text{C}_1\text{Im}]\text{Cl}_x[\text{TF}_2\text{N}]_{1-x}$ ,  $[\text{C}_8\text{C}_1\text{Im}]\text{Cl}_x[\text{TfO}]_{1-x}$  and  $[\text{C}_8\text{C}_1\text{Im}]\text{Cl}_{0.5}[\text{OAc}]_{0.5}$  mixtures and respective neat ionic liquids. It can be clearly seen that for mixtures of anions of different basicity, *i.e.*  $[\text{C}_8\text{C}_1\text{Im}]\text{Cl}_x[\text{TF}_2\text{N}]_{1-x}$  and  $[\text{C}_8\text{C}_1\text{Im}]\text{Cl}_x[\text{TfO}]_{1-x}$ , the binding energy of the  $\text{N}_{\text{cation}}$  1s peak (Fig. 1a and b) changes in a quasi-linear behaviour from the characteristic energy of one of the neat ionic liquids to the other. It should be noted at this point that the full width at half maximum (FWHM) of the photoemission envelopes in the mixtures spectra were comparable to those exhibited by the neat ionic liquid spectra, see the ESI† (Fig. S7a, b and c). This observation clearly illustrates that the XP spectra of the mixtures are not composed of a superposition of the XP spectra of each neat ionic liquid, but a new signal corresponding to a series of entirely new electronic environments. This data agrees with the well reported structure of ionic liquid mixtures consisting of a randomly distributed mixture of all component ions.<sup>17a-c</sup> Consequently, the cations in the ionic liquid mixture are all interacting with a statistically similar environment which is composed of an average number of both anions at the same time.<sup>17d</sup> As a result of this mixed interaction, the net amount of charge transferred to each cation in the mixture is identical, *i.e.* the electronic environment of the cation is now distinct to that of the two neat ionic liquids. The binding energies acquired for the carbon atoms within the cationic headgroup ( $\text{C}^2$ ,  $\text{C}^4$ ,  $\text{C}^5$ ,  $\text{C}^6$  and  $\text{C}^7$  1s) and  $\text{N}_{\text{cation}}$  1s peaks suggest that the final average electron density associated with the cation is a weighted average of the electron densities of the same cation in the two neat ionic liquids, where the weighting is reflective of the molar ratio of the two neat ionic liquids employed. These results are also consistent with preliminary analyses made on a pyrrolidinium-based ionic liquid mixture.<sup>28c</sup> Fig. 2 and S8† show the measured binding energies for each component of the  $[\text{C}_8\text{C}_1\text{Im}]\text{Cl}_x[\text{TF}_2\text{N}]_{1-x}$  and  $[\text{C}_8\text{C}_1\text{Im}]\text{Cl}_x[\text{TfO}]_{1-x}$  mixtures respectively (extracted from suitable fitting models, see Experimental section in the ESI†) plotted as a function of composition (molar fraction of  $[\text{C}_8\text{C}_1\text{Im}]\text{Cl}$ ) to allow trends to be easily identified. All the measured binding energies for the carbon and nitrogen atoms within the cationic headgroup ( $\text{C}^2$ ,  $\text{C}^4$ ,  $\text{C}^5$ ,  $\text{C}^6$  and  $\text{C}^7$  1s and  $\text{N}_{\text{cation}}$  1s: Figures 2a–d and S8a–d) shift progressively, in a near-linear behaviour, between the binding energies characteristic of the corresponding neat ionic liquids.

The Cl  $2p_{3/2}$  peak in the  $[\text{C}_8\text{C}_1\text{Im}]\text{Cl}_x[\text{TF}_2\text{N}]_{1-x}$  and  $[\text{C}_8\text{C}_1\text{Im}]\text{Cl}_x[\text{TfO}]_{1-x}$  mixtures are observed at higher binding energies than the Cl  $2p_{3/2}$  peak in  $[\text{C}_8\text{C}_1\text{Im}]\text{Cl}$  (Fig. 1d and e and 2e and S8e† respectively), *i.e.* the higher the amount of  $[\text{C}_8\text{C}_1\text{Im}][\text{TF}_2\text{N}]$  or  $[\text{C}_8\text{C}_1\text{Im}][\text{TfO}]$ , the higher the binding energy of the Cl  $2p_{3/2}$  peak. This variation in binding energy can only be explained by a change in the interactions between the  $\text{Cl}^-$  and other components in the mixture, in comparison to those in neat  $[\text{C}_8\text{C}_1\text{Im}]\text{Cl}$ . In a mixture, both anions are competing for more favourable interaction sites<sup>17d</sup> and on average, each cation will be interacting with both types of anions at the same time. The presence of poorly coordinating  $[\text{TF}_2\text{N}]^-$  will clearly lead to a





**Fig. 1** High resolution XPS spectra of the different mixture systems: (a) N 1s and (d) Cl 2p<sub>3/2</sub> for [C<sub>8</sub>C<sub>1</sub>Im]Cl<sub>x</sub>[TF<sub>2</sub>N]<sub>1-x</sub>, (b) N 1s and (e) Cl 2p<sub>3/2</sub> for [C<sub>8</sub>C<sub>1</sub>Im]Cl<sub>x</sub>[TFo]<sub>1-x</sub> and (c) N 1s and (f) Cl 2p<sub>3/2</sub> for [C<sub>8</sub>C<sub>1</sub>Im]Cl<sub>x</sub>[OAc]<sub>1-x</sub>. Data recorded for the neat ionic liquids is also included for comparison. In this case the intensity of the photoemission peaks have been normalised to the intensity of the N<sub>cation</sub> 1s peak, so the natural change in peak areas with composition can be also visualised. All XPS spectra are charge corrected by setting the aliphatic carbon signal, C<sub>alkyl</sub> 1s, to 285.0 eV as in reference 28d (see supplementary information for fitting models) and offset vertically for clarity.

reduction in the number of basic anions in the coordination sphere of the cation. As [TF<sub>2</sub>N]<sup>-</sup> anions transfer less electronic charge to the cation than Cl<sup>-</sup> anions, the cations within the mixture will have more capacity to accept electron density from Cl<sup>-</sup> anions. Consequently, the Cl<sup>-</sup> anions will be able to transfer more electronic charge to these cations. This larger donation of charge will leave the Cl<sup>-</sup> anion with less electron density and therefore, their electrons will exhibit higher binding energies than the Cl<sup>-</sup> anion electrons in neat [C<sub>8</sub>C<sub>1</sub>Im]Cl. In Fig. 2f–j and S8f–i,† it can be seen that there is no significant perturbation in the measured binding energies of the elements within the [TF<sub>2</sub>N]<sup>-</sup> and [TFo]<sup>-</sup> in the mixtures. [TF<sub>2</sub>N]<sup>-</sup> and [TFo]<sup>-</sup> are low basicity anions and they do not participate in significant charge transfer.<sup>28a</sup> Moreover, as the negative charge associated with [TF<sub>2</sub>N]<sup>-</sup> is delocalised across many atoms, any change in electron density will be distributed around many atoms and therefore, will be too small to be measured directly by XPS, *i.e.* it will be within the error of the measurement.

In Fig. 1c and f present a study of a mixture of two ionic liquids containing two strongly coordinating, high basicity

anions. The exhibited binding energy of the N<sub>cation</sub> 1s peak for the [C<sub>8</sub>C<sub>1</sub>Im]Cl<sub>0.5</sub>[OAc]<sub>0.5</sub> mixture and neat [C<sub>8</sub>C<sub>1</sub>Im]Cl and [C<sub>8</sub>C<sub>1</sub>Im][OAc] are the same within acceptable experimental error (see Fig. S9† as well). Both anions are highly coordinating, highly basic in nature and transfer a significant amount of electron density to the cation. The Cl 2p<sub>3/2</sub> and the O 1s peaks (Fig. S9†) for [C<sub>8</sub>C<sub>1</sub>Im]Cl<sub>0.5</sub>[OAc]<sub>0.5</sub> are also observed at the same binding energy (within error) as in the neat [C<sub>8</sub>C<sub>1</sub>Im]Cl and [C<sub>8</sub>C<sub>1</sub>Im][OAc] respectively. In summary, the binding energies of all of the elements in the mixture are all comparable to those in the neat ionic liquids (Fig. S9 in the ESI†), *i.e.* any difference in binding energies is smaller than detectable by XPS. It can be concluded that the electronic environment of the cations and anions in [C<sub>8</sub>C<sub>1</sub>Im]Cl<sub>0.5</sub>[OAc]<sub>0.5</sub> is very similar to that in the neat ionic liquids themselves, electronically it could be stated that they are almost identical.

The binding energy data presented in this study evidences the tunable nature of the electronic environment of the ions within ionic liquid mixtures. The electronic environment of the ions of a particular ionic liquid can be effectively modified by



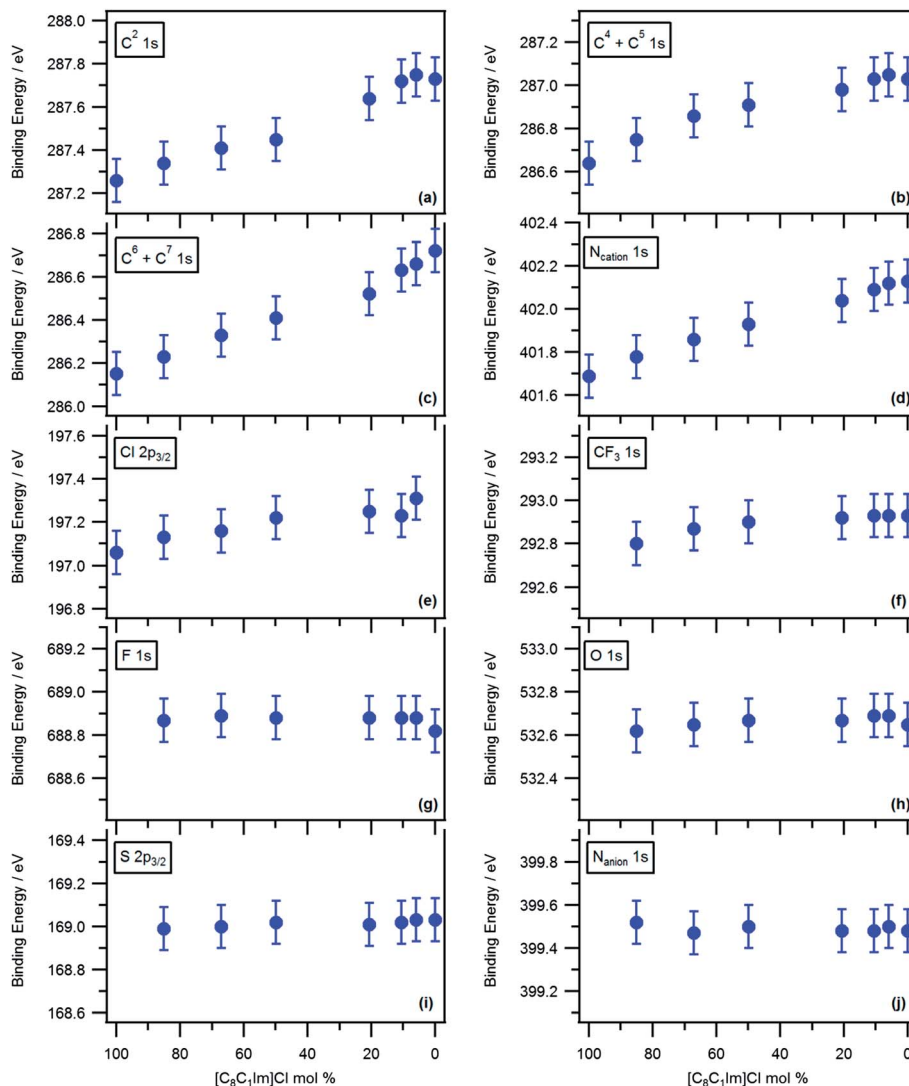


Fig. 2 (a) C 1s  $C^2$ , (b) C 1s  $C^4 + C^5$ , (c)  $C^6 + C^7$  1s, (d)  $N_{\text{cation}}$  1s, (e) Cl  $2p_{3/2}$ , (f)  $CF_3$  1s, (g) F 1s, (h) O 1s, (i) S  $2p_{3/2}$  and (j)  $N_{\text{anion}}$  1s, binding energies for  $[C_8C_1Im]Cl_x[Tf_2N]_{1-x}$  mixtures. The binding energies were measured after charge correcting all XP spectra by setting the carbon aliphatic signal,  $C_{\text{alkyl}}$  1s, to 285.0 eV as reference 28d (see supplementary information for fitting models). The y-axis scales for binding energy are all the same range, making comparisons easier; hence, the error bars ( $\pm 0.1$  eV) are all the same height.

the addition of other ions. The amount of fine tuning of the electronic environment of a particular cation is determined by the initial electronic environments of the cations in the neat ionic liquids used for the mixture. The electronic environments of the cations in  $[C_8C_1Im]Cl$  and  $[C_8C_1Im][OAc]$  are very similar and therefore, mixtures containing the two will not have a measurable effect in the electronic environment of the ions in the mixture.  $[C_8C_1Im]Cl_x[Tf_2N]_{1-x}$  and  $[C_8C_1Im]Cl_x[TfO]_{1-x}$  mixtures offer a wider range of fine tuning for the electronic environment of both the cation and the anion. The tunability range is slightly higher in the  $[C_8C_1Im]Cl_x[Tf_2N]_{1-x}$  system as the difference in the electronic environment of the cations in the neat ionic liquids is the largest. Finding a combination of ionic liquids with larger differences in electronic environment of the cation will widen the possibilities. For example, anions such as tris(pentafluoroethyl)trifluorophosphate,  $[FAP]^-$ , and bis[(pentafluoroethylane)sulfonyl]imide,  $[Pf_2N]^-$ , with the

lowest investigated basicity,<sup>28a</sup> could allow even wider tunability for the  $[C_8C_1Im]^+$  cation electronic environment. The change in the chloride electronic environment for the different ionic liquid mixtures means that ionic liquid mixtures with a common cation can also be used to tune the anion's electronic environment. It is expected that the tunability range of the anion can be further increased by ionic liquid mixtures containing different cations.

This data on binding energies also offers invaluable information to computational simulations of ionic liquids. It is especially relevant in order to evaluate point charges in computational force field models. XPS data shows that charge transfer from anion to cation occurs for ionic liquid mixtures as well as for neat ionic liquids and it is characteristic of every combination of ions. Therefore, when carrying out simulations of ionic liquids and ionic liquid mixtures, reduce charge or polarisable force fields will more accurately describe the real



charge distribution within ionic liquids. In addition, the distinct binding energies and narrow peaks (with similar FWHM as for neat ionic liquids) obtained for ionic liquid mixtures suggest that the electronic environment of the ions within ionic liquid mixtures is distinct and unique. This cannot be the consequence of a mixture of different local distribution of ions but the result of the sum of long range anion–cation interactions and charge transfer events. Consequently, simulations based on small clusters (maybe <10 ions) will not be able to capture the real electronic environment of ionic liquid mixtures as it is the combination of several solvent shells that appears to influence the electron density on the ions. Moreover, binding energies could be used as a useful solvation parameter. For neat ionic liquids, the binding energy of  $N_{\text{cation}} 1s$  has been found to linearly correlate with the hydrogen bond donor ability of the anion,  $\beta$ , calculated by solvatochromic methods.<sup>28a,b</sup> For mixtures,  $\beta$  has not been measured as determining  $\beta$  for mixtures is more challenging than for pure samples as one of the ions normally preferentially interacts with the probing dye giving a wrong measure of the average hydrogen donor ability of the mixture.<sup>29</sup> XPS binding energies could also be used as an alternative to  $\beta$  in both neat ionic liquids and ionic liquid mixtures.

### Tuning the electronic environment of a metal catalyst in solution

The electronic environment of the ions that constitute ionic liquids also has a determining influence in the interaction of these ions with solutes.<sup>30</sup> Changing the interaction of ions with starting materials, reactive intermediates or catalysts can have an impact upon the outcome of a chemical reaction.<sup>31</sup> Ionic liquids can act as ligands of charged catalysts.<sup>23b–d</sup> Some cationic catalyst have been found to be stable, unstable, active or even change coordination depending on the constituent anion of the ionic liquid media.<sup>23b–d</sup> For example, it has been shown that a mixture of  $\text{Pd}(\text{PPh}_3)_4/\text{NaCl}/[\text{C}_8\text{C}_1\text{Im}][\text{A}]$  and aryl bromide renders a stable phosphine–imidazolydidene palladium complex that successfully catalyses the Suzuki cross-coupling reaction of the aryl bromide with phenylboronic acid over different cycles.<sup>23b,c</sup> The formation of the final catalytic complex and its activity have been found to depend on the nature of the anion. The complex is not formed when  $[\text{PF}_6]^-$  and  $[\text{SbF}_6]^-$  anions are used and different turnover frequencies (TOF) are obtained for different ionic liquids in which the active complex is formed. It has been suggested that anions of high basicity interact more strongly with the catalyst and change the electronic environment of the catalyst and hence its activity and TOF.

The electronic environment of the metal centre can also be probed directly using XPS.<sup>32</sup> We have measured the  $\text{Pd } 3d_{5/2}$  binding energies of the solutions produced after mixing aqueous  $\text{Na}_2\text{CO}_3/\text{aryl bromide}/\text{Pd}(\text{PPh}_3)_4/\text{NaCl}/[\text{C}_8\text{C}_1\text{Im}][\text{Tf}_2\text{N}]$ , aqueous  $\text{Na}_2\text{CO}_3/\text{aryl bromide}/\text{Pd}(\text{PPh}_3)_4/\text{NaCl}/[\text{C}_8\text{C}_1\text{Im}][\text{OAc}]$  and aqueous  $\text{Na}_2\text{CO}_3/\text{aryl bromide}/\text{Pd}(\text{PPh}_3)_4/\text{NaCl}/[\text{C}_8\text{C}_1\text{Im}]\text{Cl}_{0.5}[\text{Tf}_2\text{N}]_{0.5}$  (see Experimental information). The measured binding energy for the  $\text{Pd } 3d_{5/2}$  in  $[\text{C}_8\text{C}_1\text{Im}]\text{Cl}_{0.5}[\text{Tf}_2\text{N}]_{0.5}$

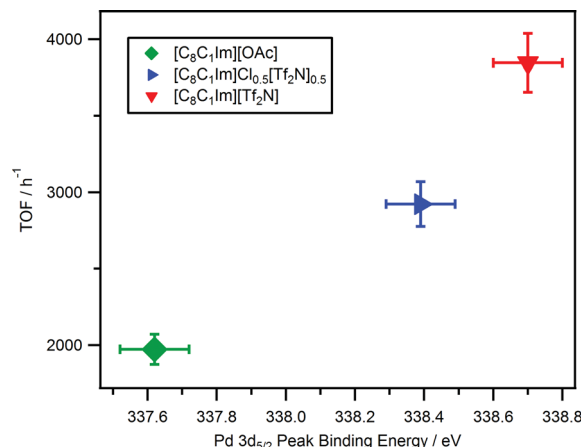


Fig. 3 Pd  $3d_{5/2}$  binding energies of the solutions produced after mixing aqueous  $\text{Na}_2\text{CO}_3/\text{aryl bromide}/\text{Pd}(\text{PPh}_3)_4/\text{NaCl}/[\text{C}_8\text{C}_1\text{Im}][\text{Tf}_2\text{N}]$ , aqueous  $\text{Na}_2\text{CO}_3/\text{aryl bromide}/\text{Pd}(\text{PPh}_3)_4/\text{NaCl}/[\text{C}_8\text{C}_1\text{Im}][\text{OAc}]$  and aqueous  $\text{Na}_2\text{CO}_3/\text{aryl bromide}/\text{Pd}(\text{PPh}_3)_4/\text{NaCl}/[\text{C}_8\text{C}_1\text{Im}]\text{Cl}_{0.5}[\text{Tf}_2\text{N}]_{0.5}$  vs. turnover frequency (TOF) of the Suzuki cross-coupling reaction of phenylboronic acid with the aryl bromide in these mixtures at the same conditions.

containing a highly basic  $\text{Cl}^-$  anion and a non-coordinating  $[\text{Tf}_2\text{N}]^-$  anion rendered a palladium metal centre with a Pd  $3d_{5/2}$  binding energy value (338.4 eV) that lies approximately equidistant between the binding energy values observed for the same palladium catalyst dissolved in a high basicity  $[\text{OAc}]^-$  ionic liquid (338.7 eV) and a low basicity  $[\text{Tf}_2\text{N}]^-$ -based ionic liquid (337.6 eV). These binding energies are a measure of the electronic density of the palladium metal centre of the catalyst. Subsequently, Suzuki cross-coupling reactions of phenylboronic acid with the aryl bromide in the three systems were performed under the same conditions and their TOF calculated. Fig. 3 shows that there is a linear correlation between the Pd  $3d_{5/2}$  binding energy and the TOF for these systems. These measurements exemplify how the combination of two different ionic liquids can be used to fine tune the anion–catalyst interactions and therefore, the electronic environment of the metal centre of a catalyst, in order to modify the TOF of the reaction. XPS is also proven as an ideal technique to measure these changes in electronic environment in ionic liquid media.

## Conclusions

Changes in the composition of ionic liquid mixtures can be used to tune the electronic environment (*i.e.* the distribution of electron density) of their ions, both anions and cations. XPS is ideally suited to investigate these changes in electronic environment by the measurement of binding energies of specific atoms. We have shown that the final electronic environment of the cation depends upon the nature and relative percentages of the anions present in the mixture. Moreover, the electronic environment of the anion is also affected by the presence of other anions. We also show that the observed electronic environments are the sum of long range anion–cation interactions and charge transfer events and are consequently, distinct and



unique for every mixture. Therefore, simulations should use large clusters in order to capture the real electronic environment within ionic liquids and ionic liquid mixtures. Binding energy data is also an invaluable experimental starting point to aid in the parameterisation of point charges in force field models used in simulations of ionic liquids and ionic liquid mixtures. The electronic environment within ionic liquids is one of the dominating factors governing the properties exhibited by ionic liquids and the interactions of their constituting ions with solutes. The ability to fine tune the electronic environment of ions within ionic liquid systems signifies a step forward towards the ultimate goal of ionic liquids systems: delivery of a material with a very specific series of physical and chemical properties to match a given application. We demonstrate this potential by finely tuning the interactions of an ionic liquid mixture with a metal catalyst in order to modify the electronic environment of the metal centre and consequently the TOF of the catalysed reaction.

## Acknowledgements

PL acknowledges the EPSRC for the award of an ARF (EP/D073014/1). KRJL acknowledges Imperial College London for the award of a JRF. The authors are grateful to Ms Emily F. Smith and Prof. Robert G. Jones, The University of Nottingham, and Richard P. Matthews, Imperial College Nottingham, for helpful discussions and critical advice.

## References

- 1 P. Wasserscheid and T. Welton, *Ionic Liquids in Synthesis*, Wiley-VCH, Weinheim, 2nd edn, 2008.
- 2 F. van Rantwijk and R. A. Sheldon, *Chem. Rev.*, 2007, **107**, 2757.
- 3 *Electrochemical Aspects of Ionic Liquids*, ed. H. Ohno, Wiley, Hoboken, New Jersey, 2nd edn, 2011.
- 4 A. Berthod, M. Ruiz-Angel and S. Carda-Broch, *J. Chromatogr. A*, 2008, **1184**, 6.
- 5 T. Torimoto, T. Tsuda, K. Okazaki and S. Kuwabata, *Adv. Mat.*, 2010, **22**, 1196.
- 6 (a) J. D. Holbrey and K. R. Seddon, *Clean Technol. Environ. Policy*, 1999, **1**, 223; (b) N. V. Plechkova and K. R. Seddon, *Chem. Soc. Rev.*, 2008, **37**, 123.
- 7 H. Niedermeyer, J. P. Hallett, I. J. Villar-Garcia, P. A. Hunt and T. Welton, *Chem. Soc. Rev.*, 2012, **41**, 7780.
- 8 (a) M. Egashira, M. Tanaka-Nakagawa, I. Watanabe, S. Okada and J. I. Yamaki, *J. Power Sources*, 2006, **160**, 1387; (b) P. M. Bayley, A. S. Best, D. R. MacFarlane and M. Forsyth, *Phys. Chem. Chem. Phys.*, 2011, **13**, 4632; (c) Q. Zhou, W. A. Henderson, G. B. Appetecchi and S. Passerini, *J. Phys. Chem. C*, 2010, **114**, 6201.
- 9 (a) T. Kakibe, N. Yoshimoto, M. Egashira and M. Morita, *Electrochem. Commun.*, 2010, **12**, 1630; (b) T. Kakibe, J. Y. Hishii, N. Yoshimoto, M. Egashira and M. Morita, *J. Power Sources*, 2012, **203**, 195.
- 10 P. Wang, B. Wenger, R. Humphry-Baker, J. E. Moser, J. Teuscher, W. Kantlehner, J. Mezger, E. V. Stoyanov, S. M. Zakeeruddin and M. Grätzel, *J. Am. Chem. Soc.*, 2005, **127**, 6850.
- 11 P. Wang, Y. N. NuLi, J. Yang and Z. Z. Feng, *Surf. Coat. Technol.*, 2006, **201**, 3783.
- 12 Q. Q. Baltazar, S. K. Leininger and J. L. Anderson, *J. Chromatogr. A*, 2008, **1182**, 119.
- 13 T. Inoue and T. Misono, *J. Colloid Interface Sci.*, 2008, **326**, 483.
- 14 S. H. Lee, S. H. Ha, N. M. Hiep, W. J. Chang and Y. M. Koo, *J. Biotechnol.*, 2008, **133**, 486.
- 15 (a) J. N. Canongia Lopes, T. C. Cordeiro, J. Esperança, H. J. R. Guedes, S. Huq, L. P. N. Rebelo and K. R. Seddon, *J. Phys. Chem. B*, 2005, **109**, 3519; (b) A. Jarosik, S. R. Krajewski, A. Lewandowski and P. Radzinski, *J. Mol. Liq.*, 2006, **123**, 43; (c) F. Castiglione, G. Raos, G. B. Appetecchi, M. Montanino, S. Passerini, M. Moreno, A. Famulari and A. Mele, *Phys. Chem. Chem. Phys.*, 2010, **12**, 1784; (d) P. Navia, J. Troncoso and L. Romani, *J. Solution Chem.*, 2008, **37**, 677; (e) P. Navia, J. Troncoso and L. Romani, *J. Chem. Eng. Data*, 2007, **52**, 1369.
- 16 (a) H. Every, A. G. Bishop, M. Forsyth and D. R. MacFarlane, *Electrochim. Acta*, 2000, **45**, 1279; (b) A. Stoppa, R. Buchner and G. Hefter, *J. Mol. Liq.*, 2010, **153**, 46; (c) J. Kagimoto, K. Noguchi, K. Murata, K. Fukumoto, N. Nakamura and H. Ohno, *Chem. Lett.*, 2008, **37**, 1026; (d) K. A. Fletcher, S. N. Baker, G. A. Baker and S. Pandey, *New J. Chem.*, 2003, **27**, 1706; (e) A. Finotello, J. E. Bara, S. Narayan, D. Camper and R. D. Noble, *J. Phys. Chem. B*, 2008, **112**, 2335.
- 17 (a) M. Y. Lui, L. Crowhurst, J. P. Hallett, P. A. Hunt, H. Niedermeyer and T. Welton, *Chem. Sci.*, 2011, **2**, 1491; (b) J. M. Andanson, M. J. Beier and A. Baiker, *J. Phys. Chem. Lett.*, 2011, **2**, 2959; (c) K. Shimizu, M. Tariq, L. P. N. Rebelo and J. N. Canongia Lopes, *J. Mol. Liq.*, 2010, **153**, 52; (d) M. Brüssel, M. Brehm, T. Voigt and B. Kirchner, *Phys. Chem. Chem. Phys.*, 2011, **13**, 13617.
- 18 A. B. Pereira, J. M. M. Araujo, F. S. Oliveira, C. E. S. Bernardes, J. Esperança, J. N. Canongia Lopes, I. M. Marrucho and L. P. N. Rebelo, *Chem. Commun.*, 2012, **48**, 3656.
- 19 (a) O. Borodin, *J. Phys. Chem. B*, 2009, **113**, 11463; (b) E. J. Maginn, *J. Phys.: Condens. Matter*, 2009, **21**; (c) F. Dommert, K. Wandler, R. Berger, L. Delle Site and C. Holm, *ChemPhysChem*, 2012, **13**, 1625.
- 20 (a) J. N. Canongia Lopes, J. Deschamps and A. A. H. Pádua, *J. Phys. Chem. B*, 2004, **108**, 2038; (b) J. N. Canongia Lopes, M. F. Costa Gomes and A. A. H. Pádua, *J. Phys. Chem. B*, 2006, **110**, 16816; (c) T. Köddermann, D. Paschek and R. Ludwig, *ChemPhysChem*, 2007, **8**, 2464; (d) I. J. Villar-Garcia, E. F. Smith, A. W. Taylor, F. Qiu, K. R. J. Lovelock, R. G. Jones and P. Licence, *Phys. Chem. Chem. Phys.*, 2011, **13**, 2797.
- 21 (a) B. L. Bhargava and S. Balasubramanian, *J. Chem. Phys.*, 2007, **127**, 6; (b) T. I. Morrow and E. J. Maginn, *J. Phys. Chem. B*, 2002, **106**, 12807.
- 22 J. Rigby and E. I. Izgorodina, *Phys. Chem. Chem. Phys.*, 2013, **15**, 1632.
- 23 (a) P. Wasserscheid and P. Schulz, in *Ionic Liquids in Synthesis*, ed. P. Wasserscheid and T. Welton, WILEY-VCH,





- 2nd edn, 2008, vol. 2; (b) F. McLachlan, C. J. Mathews, P. J. Smith and T. Welton, *Organometallics*, 2003, **22**, 5350; (c) C. J. Mathews, P. J. Smith and T. Welton, *Chem. Commun.*, 2000, 1249; (d) P. Wasserscheid, C. M. Gordon, C. Hilgers, M. J. Muldoon and I. R. Dunkin, *Chem. Commun.*, 2001, 1186.
- 24 L. H. J. Xiong, A. M. Fletcher, S. G. Davies, S. E. Norman, C. Hardacre and R. G. Compton, *Chem. Commun.*, 2012, **48**, 5784.
- 25 (a) K. Siegbahn, C. Nordling, G. Johansson, J. Hedman, P. F. Heden, K. Hamrin, U. Gelius, T. Bergmark, L. O. Werme and R. Manne, *ESCA Applied to Free Molecules*, North Holland, Amsterdam, 1969; (b) A. P. Pijpers and R. J. Meier, *Chem. Soc. Rev.*, 1999, **28**, 233; (c) R. Nordberg, R. G. Albridge, T. Bergmark, U. Ericson, J. Hedman, C. Nordling, K. Siegbahn and B. J. Lindberg, *Ark. Kemi*, 1968, **28**, 257; (d) U. Gelius, P. F. Heden, J. Hedman, B. J. Lindberg, R. Marine, R. Nordberg, C. Nordling and K. Siegbahn, *Phys. Scr.*, 1970, **2**, 70.
- 26 (a) B. Folkesson and R. Larsson, *J. Electron Spectrosc. Relat. Phenom.*, 1990, **50**, 251; (b) P. Sundberg, C. Andersson, B. Folkesson and R. Larsson, *J. Electron Spectrosc. Relat. Phenom.*, 1988, **46**, 85; (c) P. Sundberg, R. Larsson and B. Folkesson, *J. Electron Spectrosc. Relat. Phenom.*, 1988, **46**, 19; (d) C. Sleight, A. P. Pijpers, A. Jaspers, B. Coussens and R. J. Meier, *J. Electron Spectrosc. Relat. Phenom.*, 1996, **77**, 41.
- 27 K. R. J. Lovelock, I. J. Villar-Garcia, F. Maier, H. P. Steinrück and P. Licence, *Chem. Rev.*, 2010, **110**, 5158.
- 28 (a) T. Cremer, C. Kolbeck, K. R. J. Lovelock, N. Paape, R. Wölfel, P. S. Schulz, P. Wasserscheid, H. Weber, J. Thar, B. Kirchner, F. Maier and H. P. Steinrück, *Chem.–Eur. J.*, 2010, **16**, 9018; (b) B. B. Hurisso, K. R. J. Lovelock and P. Licence, *Phys. Chem. Chem. Phys.*, 2011, **13**, 17737; (c) S. Men, K. R. J. Lovelock and P. Licence, *Phys. Chem. Chem. Phys.*, 2011, **13**, 15244; (d) I. J. Villar-Garcia, E. F. Smith, A. W. Taylor, F. Qiu, K. R. J. Lovelock, R. G. Jones and P. Licence, *Phys. Chem. Chem. Phys.*, 2011, **13**, 2797.
- 29 (a) V. T. Wyatt, D. Bush, J. Lu, J. P. Hallett, C. L. Liotta and C. A. Eckert, *J. Supercrit. Fluids*, 2005, **36**, 16; (b) E. B. Tada, L. P. Novaki and O. A. El Seoud, *J. Phys. Org. Chem.*, 2000, **13**, 679.
- 30 L. Crowhurst, P. R. Mawdsley, J. M. Perez-Arlandis, P. A. Salter and T. Welton, *Phys. Chem. Chem. Phys.*, 2003, **5**, 2790.
- 31 (a) L. J. Xu, W. P. Chen and J. L. Xiao, *Organometallics*, 2000, **19**, 1123; (b) C. Chiappe, D. Pieraccini and C. S. Pomelli, in *Ionic Liquids in Organic Synthesis*, ed S. V. Malhotra, Amer Chemical Soc, Washington, 2007, vol. 950.
- 32 (a) E. F. Smith, I. J. Villar Garcia, D. Briggs and P. Licence, *Chem. Commun.*, 2005, 5633; (b) A. W. Taylor, F. L. Qiu, I. J. Villar-Garcia and P. Licence, *Chem. Commun.*, 2009, 5817.

