



AntibloTic: Protecting IoT Devices Against DDoS Attacks

De Donno, Michele; Dragoni, Nicola; Giaretta, Alberto; Mazzara, Manuel

Published in:

Proceedings of 5th International Conference in Software Engineering for Defence Applications

Link to article, DOI:

[10.1007/978-3-319-70578-1_7](https://doi.org/10.1007/978-3-319-70578-1_7)

Publication date:

2018

Document Version

Early version, also known as pre-print

[Link back to DTU Orbit](#)

Citation (APA):

De Donno, M., Dragoni, N., Giaretta, A., & Mazzara, M. (2018). AntibloTic: Protecting IoT Devices Against DDoS Attacks. In P. Ciancarini, S. Litvinov, A. Messina, A. Sillitti, & G. Succi (Eds.), *Proceedings of 5th International Conference in Software Engineering for Defence Applications: SEDA 2016* (pp. 59-72). Springer. Advances in Intelligent Systems and Computing, Vol.. 717 https://doi.org/10.1007/978-3-319-70578-1_7

General rights

Copyright and moral rights for the publications made accessible in the public portal are retained by the authors and/or other copyright owners and it is a condition of accessing publications that users recognise and abide by the legal requirements associated with these rights.

- Users may download and print one copy of any publication from the public portal for the purpose of private study or research.
- You may not further distribute the material or use it for any profit-making activity or commercial gain
- You may freely distribute the URL identifying the publication in the public portal

If you believe that this document breaches copyright please contact us providing details, and we will remove access to the work immediately and investigate your claim.

AntibIoTic: Protecting IoT Devices Against DDoS Attacks

Michele De Donno¹ Nicola Dragoni^{1,2} Alberto Giaretta² and Manuel Mazzara³

¹ DTU Compute, Technical University of Denmark, Denmark

² Centre for Applied Autonomous Sensor Systems, Örebro University, Sweden

³ Innopolis University, Russian Federation

Abstract. The 2016 is remembered as the year that showed to the world how dangerous Distributed Denial of Service attacks can be. Gauge of the disruptiveness of DDoS attacks is the number of bots involved: the bigger the botnet, the more powerful the attack. This character, along with the increasing availability of connected and insecure IoT devices, makes DDoS and IoT the perfect pair for the malware industry. In this paper we present the main idea behind AntibIoTic, a palliative solution to prevent DDoS attacks perpetrated through IoT devices.

1 The AntibIoTic Against DDoS Attacks

Today, it's a matter of fact that IoT devices are extremely poorly secured and many different IoT malwares are exploiting this insecurity trend to spread globally in the IoT world and build large-scale botnets later used for extremely powerful cyber-attacks [1,2], especially Distributed Denial of Service (DDoS) [3]. Therefore, the main problem that has to be solved is the low security level of the IoT cosmos, and that is where AntibIoTic comes in.

What drove us in the design of AntibIoTic is the belief that the intrinsic weakness of IoT devices might be seen as the solution of the problem instead of as the problem itself. In fact, the idea is to use the vulnerability of IoT units as a means to grant their security: like an antibiotic that enters in the bloodstream and travels through human body killing bacteria without damaging human cells, AntibIoTic is a worm that infects vulnerable devices and creates a white botnet of safe systems, removing them from the clutches of other potential dangerous malwares. Basically, it exploits the most efficient spreading capabilities of existing IoT malwares (such as Mirai) in order to compete with them in exploiting and infecting weak IoT hosts but, once control is gained, instead of taking advantage of them, it performs several operations aimed to notify the owner about the security threats of his device and potentially acting on his behalf to fix them. In our plans, AntibIoTic will raise the IoT environment to a safer level, making the life way harsher for DDoS capable IoT malwares that should eventually slowly disappear. Moreover, the whole solution has been designed including some functionalities aimed at creating a bridge between security experts, devices manufacturers and users, in order to increase the awareness about the IoT security

problem and potentially pushing all of them to do their duties for a more secure global Internet.

Similar approaches have been occasionally tried so far [4,5,6] but, to the best of our knowledge, they have mostly been rudimentary and not documented pieces of code referable to crackers (or, as wrongly but commonly named, hackers) that want to solve the IoT security problem by taking the law into their own hands, thus poorness or even lack of preventive design and documentation are the common traits. Nevertheless, these attempts are the proof that the proposed solution is feasible and parts of their source code have been published under OpenGL license [7], which makes them reusable for the implementation of AntibIoTic.

The paper continues presenting a high level overview of the AntibIoTic functionalities and infrastructure, respectively in Sections 2-3. Then, a comparison with existing similar approaches is given in Section 4, and legal and ethical implications are discussed in Section 5.

2 AntibIoTic Functionalities

Looking from an high level perspective, the AntibIoTic functionalities include, but are not limited to:

- *Publish useful data and statistics* - Thanks to the infrastructure behind the AntibIoTic worm, IoT security best practises and botnet statistics computed from the data collected by the worm, can be published online and made available to anyone interested (not only experts);
- *Expose interactive interfaces* - Interactive interfaces with different privileges are also publicly exposed in order to let anyone join and improve the AntibIoTic solution;
- *Sanitize infected devices* - Once the control of a weak device is gained, the AntibIoTic worm cleans it up from other possibly running malicious malwares and secure its perimeter avoiding further intrusions;
- *Notify device owners* - After making sure the device has been sanitized, the AntibIoTic worm tries to notify the device owner pointing out the device vulnerabilities. The notification aim is to make the owner aware of the security threats of his device and give him some advices to solve them;
- *Secure vulnerable devices* - Once notified the device owner, if the security threats haven't been fixed yet, the AntibIoTic worm starts to apply all the possible security best practises aimed to secure the device. For instance, it may change the admin credentials and update the firmware;
- *Resistance to reboot* - AntibIoTic incorporates a basic mechanism that let it keep track of all spotted vulnerable devices and, if a target device reboot occurs, it is able to reinfect them as soon as they are up and running. Moreover, in order to avoid the worm to be wiped off from device memory by a simple reboot, the AntibIoTic worm may also use an advanced mechanism to persistently settle into the target system by modifying its startup settings.

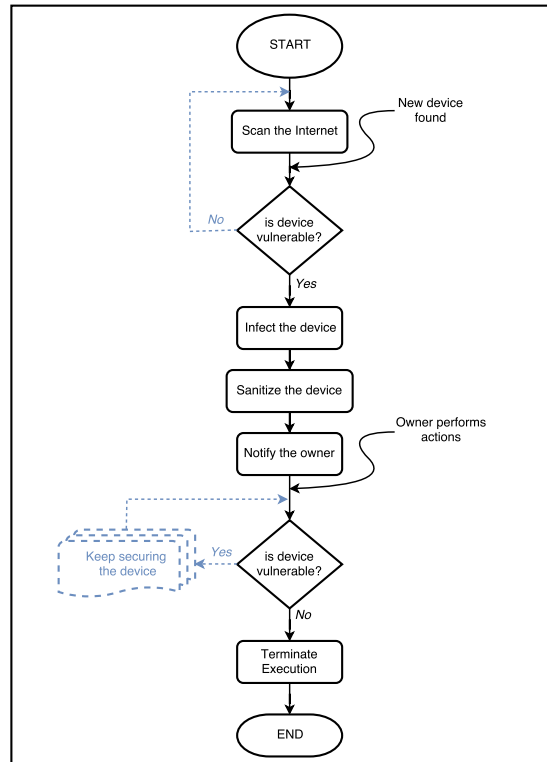


Fig. 1. Device owner secures its device after receiving the AntibioTic notification

Please consider that the functionalities presented above are only an high level summary of the AntibioTic set of functions, aimed to give the reader a first conception of the solution. A more clear explanation of the AntibioTic modus operandi is given in Section 3.

2.1 Real World Scenarios

Given the basic idea behind AntibioTic, in this subsection we will get through some different working scenarios that the AntibioTic worm could face during its propagation and in which a subset of the aforementioned functionalities are used. Each scenario will be presented using an high level graphical workflow and a brief textual explanation.

Scenario 1 - Awareness notification The first scenario is the one shown in Figure 1. It is the ideal situation in which as soon as the device owner sees the AntibioTic notification, he performs some of the suggested operations in order to secure the device.

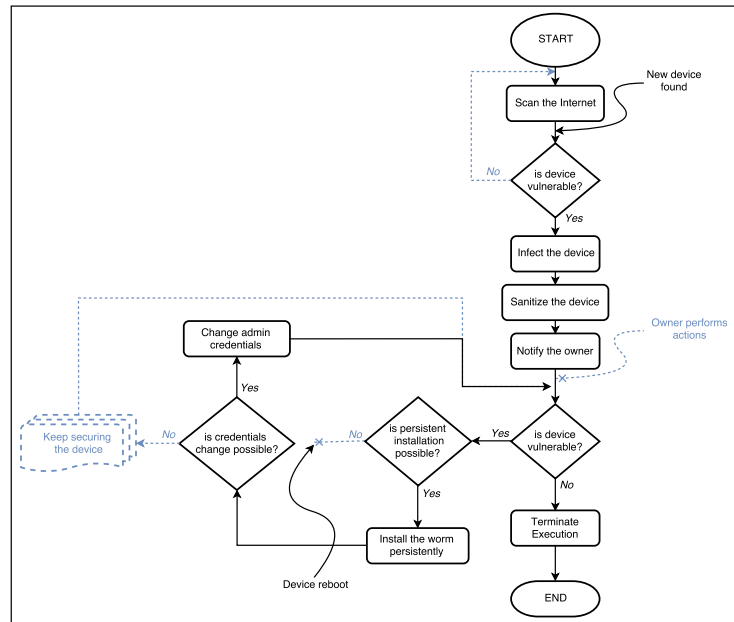


Fig. 2. Credentials change after persistent installation

First of all, AntiIoTic scans the Internet looking for IoT weak devices. As soon as a vulnerable device is found, it is infected and sanitized in order to secure its perimeter and ensure that no other malwares are in execution on the same device. Subsequently, the awareness notification is sent to the owner pointing out the security threats of the device and some possible countermeasures to solve them. Then, the scrupulous device owner looks at the notification and secures its device following the guidelines given by AntiIoTic. At this point, the IoT device is not vulnerable anymore thus the AntiIoTic intent has been reached and it can terminate its execution freeing the device. More elaborate (and, probably, real) cases, in which the owner doesn't perform any action to increase the security level of its device, are presented in the following scenarios.

Scenario 2 - Credentials change on a rebooted device The second scenario is depicted in Figure 2. In this case, the device owner is impassive to the AntiIoTic notification and a device reboot occurs while AntiIoTic is performing its security tasks. However, thanks to the persistent installation and the credentials change functionalities, AntiIoTic is able to secure the device as well.

As seen in the first scenario, at first AntiIoTic looks for a vulnerable device, infects and sanitizes it, and notifies its owner. Nevertheless, in this case, the device owner either ignore or doesn't see the AntiIoTic notification, thus he performs no actions. Whereby, AntiIoTic starts to secure the device by checking if it's possible to settle down on the hosting device in order to resist to potential

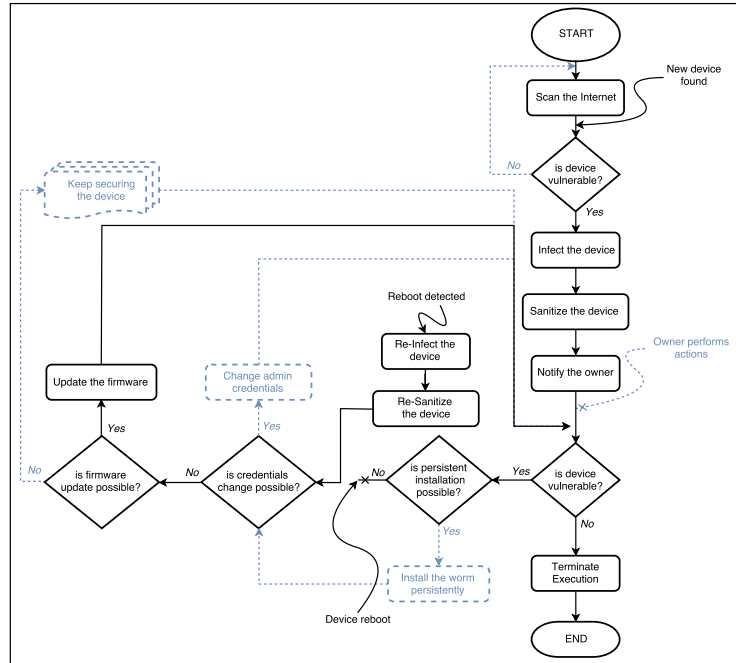


Fig. 3. Firmware update after reinfection

reboots. In this scenario, we are hypothesizing that the persistent installation is possible hence the AntibIoTic worm persistently settles down on the vulnerable device. Now, let's suppose a device reboot occurs. However, since AntibIoTic has been persistently installed on the device, after the reboot it starts again and quietly picks its tasks up where it left off. It checks if a credentials change is possible. In this scenario, we are supposing that it is allowed, thus the AntibIoTic worm changes the admin credentials. Now, thanks to the security actions performed, the target device is not vulnerable anymore, hence the AntibIoTic worm terminates its execution and frees the device.

Scenario 3 - Firmware update of a reinfected device The third scenario is shown in Figure 3. It is a harsh environment for AntibIoTic, since persistent installation and credentials change are not possible and a device reboot occurs while it is performing its duties. Nevertheless, thanks to its reboot-resistant design, it is able to re-infect the device and secure it through a firmware update.

The first part of the workflow moves along same lines as the aforementioned scenarios: AntibIoTic finds a vulnerable device, infects and sanitizes it, notifies the owner. Also in this case the owner doesn't perform any action, so the AntibIoTic worm checks if the persistent installation is possible. In this case, we are hypothesizing that it is not allowed and that a device reboot occurs before AntibIoTic can perform any other operation. So, the hosting device is rebooted

and our worm is wiped off from its memory. Nevertheless, the AntibIoTic infrastructure detects the reboot and monitors the target device to reveal whenever it is up and running again. As soon as again available, the vulnerable device is reinfected and resanitized by the AntibIoTic worm. Now, it continues to perform its actions checking if credentials change is possible. We are supposing that it is not, so AntibIoTic looks if a firmware update is feasible. Let's suppose that it is and our worm downloads and installs an up-to-date firmware on the hosting device. Now, the target device is safe and the AntibIoTic worm can stop its execution freeing the device.

3 Overview of AntibIoTic Infrastructure

The overall architecture of AntibIoTic (Figure 4) is mostly arisen from the Mirai infrastructure. This choice has been driven by the strong evidence of robustness and efficiency that Mirai gave to the world the last year as well as by the ascertainment that, despite its efficiency, the Mirai architecture is relatively simple and most of the source code needed for its implementation is already available online [8], which makes it easily reusable.

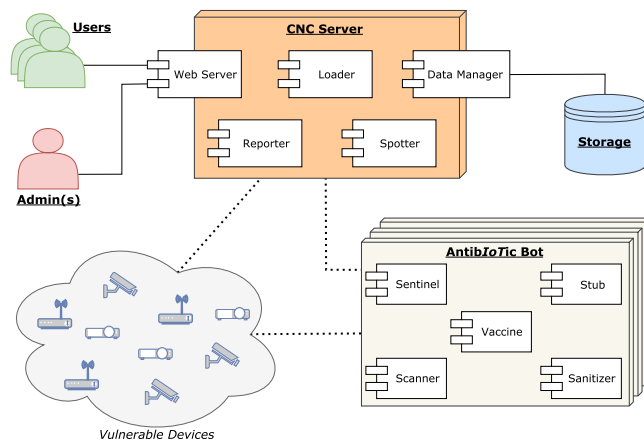


Fig. 4. AntibIoTic infrastructure

At a macroscopic level, the AntibIoTic infrastructure is made of several components and actors interacting with each other.

3.1 Command-and-Control (CNC) Server

It is the central component of the infrastructure. It is in charge of performing several tasks interacting with other actors and components. It is composed of different modules:

- *Web Server* - It is the module that exposes the botnet human interface with human actors. It shows some useful data and live statistics and supports the interaction with two type of actors, each allowed to perform different operations: *user*, *admin*;
- *Reporter* - It is the module in charge of receiving and processing vulnerability results and relevant notifications sent by *AntibIoTic* Bots;
- *Spotter* - It is the module that handles the keep-alive messages continuously sent from *AntibIoTic* Bot Sentinel modules, ensuring a working connectivity with each infected devices. If for some reason (e.g., device reboot) the communication between the *Spotter* and the device is lost, the former immediately notifies the *Loader* to periodically try to gain the control of the insecure device again;
- *Loader* - It is the module that uses the received vulnerability results to remotely infect and gain control of insecure devices. It is also in charge of loading up-to-date modules on and sending commands to *AntibIoTic* Bots;
- *Data Manager* - It is the module which exposes the API to access all data saved on the *Storage*. Each module of the *CNC Server* interacts with *Data Manager* to perform any operation to local data.

All data and files relevant for the whole infrastructure are saved in the **Storage**. It is accessible by all the modules of the *CNC Server* through the *Data Manager*.

3.2 *AntibIoTic* Bot

It is the component running on vulnerable devices with the aim of securing them. It is composed of distinct modules in order to perform different tasks:

- *Stub* - It is the main module of the worm. It is in charge of starting most of the other modules and listening for further commands or module updates received from the *Loader* module of the *CNC Server*;
- *Sentinel* - It is the module in charge of continuously communicating with the *Spotter* module of the *CNC Server*. It mainly sends keep-alive messages or local reboot notifications to the *Spotter*;
- *Scanner* - It is the module that scans for new vulnerable IoT devices using a list of well-know credentials. Once a weak device is found, its information are sent back to the *Reporter* module of the *CNC Server*. This module corresponds to the *Mirai Bot Scanner* module;
- *Sanitizer* - It is the module that cleans up the target device by both eradicating other potential running malwares and performing safety operations aimed to secure the device from further intrusions. This module is alike the *Mirai Bot Killer* module;
- *Vaccine* - It is the module that performs several operations directed to increase the security level of the target device. The number and type of performed actions depend on the nature of the hosting device and some of them can involve human interaction.

3.3 Users and Admin

Users are one of the human actors involved in the AntibioTic infrastructure. It can interact with the Web Server module of the CNC Server just to get known about relevant data and live statistics or it can actively contribute to the project by submitting new information about additional security threats affecting IoT devices.

Finally, Admin is the human actor in charge of supervising the AntibioTic infrastructure. It can perform operations on data saved in the Storage as well as send control commands to the botnet (further details and consideration about this last option will follow). It is also in charge of reviewing information submitted by users in order to discard them or accept them and accordingly update the involved AntibioTic modules.

4 AntibioTic and Its "Twins"

As previously mentioned, there are already some so-called "vigilantes" [4,5,6] out there which have been built with an aim similar to the AntibioTic one, thus it is more than legitimate to wonder: "why is AntibioTic better than its twins?". We won't directly answer to the question, but we want to address it by providing a comparison between AntibioTic and the other existing solutions (also referred as "twins"), which is summarized in Table 1.

Table 1. Comparison between AntibioTic and similar solutions

	Twins			AntibioTic
	BrickerBot	Hajime	Linux.Wifatch	
Publicly documented	-	-	-	✓
Create awareness and encourage synergy	-	-	✓	✓
Notify infected device owners	-	✓	✓	✓
Temporary security operations	✓	✓	✓	✓
Permanent security operations	-	-	-	✓

First of all, we do not claim that our solution is absolutely better than the others, basically because we have not enough data to assert it. Indeed, to the best of our knowledge, the existent solutions are not documented at all and the only sources of information that we can use to make a comparison are some security analysis and reverse engineering works found online, which try to point out the main traits of each white worm. The closest thing to a documentation that we saw in the wild is the Linux.Wifatch GitHub repository [7] which provides a rough explanation of the source code folders hierarchy and some general comments about the authors' purpose. Nevertheless, it doesn't give a clear presentation of the whole infrastructure and it doesn't explain how each component

interacts with the others, thus we won't consider it as an actual documentation. That is, for us, the first plus point for AntibIoTic, since with this work we are providing a presentation as clear as possible of our solution that can be intended as documentation. Let's now proceed toward an high level functional analysis in order to continue the comparison.

Starting the functionalities review from the AntibIoTic infrastructure, it soon becomes evident the bridge that the CNC Server wants to create between AntibIoTic and the people. Indeed, our solution wishes to interact with experts, devices manufacturers and common users in order to show them how critique and dangerous the current IoT security situation is and potentially pushing them to do their best (e.g., put into practice the basic security recommendation) to improve it. Moreover, AntibIoTic give them the chance of interacting with the whole infrastructure by submitting useful information that could be used by the white worm to be more powerful and effective. That is because our aim is not to build a sneaky worm that stabs the device owners in the back and which the people should be scared of, but we want to build a white worm that owners are happy to see on their devices since it helps them by giving some advices or by securing the devices in their behalf. Apparently, no one of the AntibIoTic twins tries to create the same empathy with the common people but Linux.Wifatch, whose authors published the source code and explained their purpose encouraging people to take part in the project. Therefore, even if the way in which it is performed is different from the AntibIoTic approach, we can say that also Linux.Wifatch is aimed to both create awareness about the IoT security problem and encourage the collaboration of people to implement a white worm that tries to improve the current situation.

Talking about the actual worm functionalities, that is where most of the similarities are. First of all, almost all the twins notify the infected IoT device owner telling him that his device is insecure and some security operations are needed. That is, more or less, the same behaviour of AntibIoTic. Secondly, all the twins try to perform some operations aimed to secure the target device. The type of performed operations differs from solution to solution and from hosting device to hosting device but the high level result is almost always the same: keep the device safe until the memory is wiped off. The same goal is reached by AntibIoTic but, unlike its twins, it goes ahead and tries to permanently secure the hosting device. The only twin that tries to accomplish the same goal is BrickerBot. However, relevant is to point out the way in which BrickerBot achieves its aim. It usually tries to permanently secure the hosting unit without damaging it but, if that is not possible, it writes random bits on the device storage often bricking it and requiring the owner to replace it. This kind of malicious behaviour has been classified as a *Permanent Denial of Service* (PDoS) attack [9] and we strongly disapprove of it, because it does not fit the "white" purpose of this class of worms. So, even if the aim of BrickerBot author is to permanently secure IoT devices [10], and somehow it actually achieves it (insecure devices are irredeemably damaged, thus put offline), in our comparison we will not consider BrickerBot as a white

worm that permanently secure IoT devices because the way in which it is done can not be treated as legitimate and thus accepted.

To sum up, from the Table 1 the main threads of the comparison between AntibIoTic and the other similar solutions can be extrapolated. All the existing solutions basically lack of a solid documentation that clarifies their aim and structure. Moreover, even if most of them notify the owner of the infected device and push him to secure it, they do not try to create a connection with all people in order to increase the global awareness about the IoT security problem and stimulate a profitable interaction with them to improve the situation. Furthermore, as widely said by several security experts, the main problem of all the AntibIoTic twins is that they usually have a short lifespan on the target device since their actions are only temporary and, as soon as the hosting device is rebooted, they are wiped off from memory and the unit goes back to its unsafe state. That is not applicable to AntibIoTic, since it is provided with some unique and smart functionalities, such as resistance to reboot and firmware update, that allow it to resist to reboot and permanently secure infected devices.

Basically, AntibIoTic can be considered an evolution of the current white worms which picks the best from them and also adds some new functionalities to both fix their mistakes and propose a new idea of joint participation to the IoT security process.

5 Ethical and Legal Implications

It is undeniable that the proposed solution drags on some ethical and legal implications, mainly arisen by the intent of gaining control of unaware vulnerable devices, even if it is done for security purposes.

Sometimes the line between ethical and unethical behaviour is a fine one and, whenever we try to design a possible solution to a malicious conduct, we can not be exempt from asking ourselves if our proposal goes too far. Even though AntibIoTic is motivated by the desire of fixing a harsh situation created by firms unforgivable negligence, it requires to break-in third-party devices without the owners' explicit consent, which is an illegal and prosecutable practice in several countries. Nevertheless, we can not ignore that, accordingly to various legislations, also the very action of failing to protect your own device and unwillingly participating to a malicious action could be considered illegal. This entails that our solution could be warmly welcomed and tolerated by the less knowledgeable users worried to incur in possible prosecution, but unable to apply themselves a more adequate and stronger security policy.

Somehow, we can think about AntibIoTic as a scapegoat that secures IoT devices and impedes them to cause any harm. A scapegoat that accepts the risk to be accused for the hosts infection, but both increases the IoT security and keeps safe the users avoiding them to incur into tough prosecutions.

Therefore, what we are indirectly asking to the users is to blindly trust that both AntibIoTic and its maintainers are well-meaning. We know that it is a greedy claim, but we also believe that it can be achieved through the power of

a large community that supports and trusts the project, and which is willing to work in order to improve it. Accordingly, what we are basically thinking of, is a single word: *open-source*. We strongly feel, to such an extent that we would define it mandatory, that AntibIoTic, as well as other similar approaches, should be released as open-source projects in order to fulfil two main benefits.

The first one is to build trust between the project and the IoT users, because only a strong trust into the project solidity and well-meaning can ensure the people collaboration. Furthermore, we highlight that the more discretion is left to AntibIoTic admins, the more concerns will be risen into the device owners when it is asked them to trust a stranger to fully control their device. That is why, even if the AntibIoTic capabilities are completely transparent, the discretion power granted to the admins should be as limited as possible, ideally giving them only the option to shut down the whole botnet or release a single device, if required.

However, supposing for a moment that a high level of trust can be reached, we do not pretend to be considered better than others, hence we know that the resulting white botnet could always being hacked and used for malicious purposes. That is where the second open-source benefit comes in: an open-source project would attract other white-hat volunteers and companies that share our willingness to fight the IoT security threats, which would ensure a more updated, efficient and reliable software.

Truth be told, we are very concerned about users' privacy and we feel that the path traced by AntibIoTic should not be taken by anyone, because it could unexpectedly backfire and expose the vulnerabilities to malicious users, no matter if criminal organisations or intelligence agencies, that could exfiltrate highly-sensitive personal data. The only reason why we suggest this solution, continuously stressing about the transparency requirements, is that the current situation is beyond any control and something has to be done before it gets even worse.

We are basically in front of the eternal dispute between freedom and security, and we are aware that the very right answer does not exist. However, to conclude, since we strongly believe that "my freedom ends where yours begins", we would like to leave the reader with a final question: *what should we do when your freedom affects our security?*

6 Conclusion

In this paper we have presented the main idea behind AntibIoTic, a system to prevent DDoS attacks perpetrated through IoT devices. The functionalities of the system have been listed and some scenarios discussed. Comparison with similar approaches provides evidence that AntibIoTic represents a promising solution to the DDoS attacks problem in the IoT context.

The key task of future work consists in the full implementation and evaluation of the system. In particular, architectural design has to be considered (or reconsidered) thoroughly. The architecture described in Figure 4 shows a number of interacting components that need to scale up as the number of devices also scale up. It has been shown that scalability issues can naturally

be solved by use of microservice architecture [11,12], and that large-size companies have already implemented migrations to this architectural style [13]. Furthermore, specific programming languages are available to support microservice architecture [14,15]. Full deployment of the system should consider a migration to microservice, possibly making use of a suitable language and relying on the expertise of our team on the matter. Finally, a project on microservice-based IoT for smart buildings is currently running [16,17], and it certainly represents a solid case study for experimentation and validation.

References

1. K. York, "Dyn statement on 10/21/2016 DDoS attack." Dyn Blog, October 2016. <http://dyn.com/blog/dyn-statement-on-10212016-ddos-attack/>, accessed May 2017.
2. S. Hilton, "Dyn Analysis Summary Of Friday October 21 Attack." Dyn Blog, Oct. 2016. <http://dyn.com/blog/dyn-analysis-summary-of-friday-october-21-attack>, accessed May 2017.
3. M. De Donno, N. Dragoni, A. Giaretta, and A. Spognardi, "Analysis of ddos-capable iot malwares," in *Proceedings of the 1st International Conference on Security, Privacy, and Trust (INSERT)*, IEEE, 2017.
4. M. Ballano, "Is there an Internet-of-Things vigilante out there?." Symantec Blog, October 2015. <https://www.symantec.com/connect/blogs/there-internet-things-vigilante-out-there>, accessed May 2017.
5. W. Grange, "Hajime worm battles Mirai for control of the Internet of Things." Symantec Blog, April 2017. <https://www.symantec.com/connect/blogs/hajime-worm-battles-mirai-control-internet-things>, accessed May 2017.
6. C. Cimpanu, "New malware intentionally bricks IoT devices." Bleeping Computer, April 2017. <https://www.bleepingcomputer.com/news/security/new-malware-intentionally-bricks-iot-devices/>, accessed May 2017.
7. The White Team. Linux.Wifatch Source Code on GitHub, 2015. <https://gitlab.com/rav7teif/linux.wifatch.git>, accessed May 2017.
8. Anna-Senpai. Mirai Source Code on GitHub, September 2016. <https://github.com/jgamblin/Mirai-Source-Code>, accessed May 2017.
9. Radware's Emergency Response Team (ERT), "'BrickerBot' results in PDoS attack." Radware Blog, April 2017. <https://security.radware.com/ddos-threats-attacks/brickerbot-pdos-permanent-denial-of-service/>, accessed May 2017.
10. C. Cimpanu, "BrickerBot author claims he bricked two million devices." Bleeping Computer, April 2017. <https://www.bleepingcomputer.com/news/security/brickerbot-author-claims-he-bricked-two-million-devices/>, accessed May 2017.
11. N. Dragoni, S. Giallorenzo, A. Lluch-Lafuente, M. Mazzara, F. Montesi, R. Mustafin, and L. Safina, "Microservices: yesterday, today, and tomorrow," in *Present and Ulterior Software Engineering*, Springer, 2017.
12. N. Dragoni, I. Lanese, S. T. Larsen, M. Mazzara, R. Mustafin, and L. Safina, "Microservices: How to make your application scale," in *A.P. Ershov Informatics Conference (the PSI Conference Series, 11th edition)*, Springer, 2017.
13. N. Dragoni, S. Dustdar, S. T. Larsen, and M. Mazzara, "Microservices: Migration of a mission critical system," <https://arxiv.org/abs/1704.04173>.

14. C. Guidi, I. Lanese, M. Mazzara, and F. Montesi, "Microservices: a language-based approach," in *Present and Ulterior Software Engineering*, Springer, 2017.
15. L. Safina, M. Mazzara, F. Montesi, and V. Rivera, "Data-driven workflows for microservices (genericity in jolie)," in *Proceedings of the 30th IEEE International Conference on Advanced Information Networking and Applications (AINA), 2016*.
16. D. Salikhov, K. Khanda, K. Gusmanov, M. Mazzara, and N. Mavridis, "Microservice-based iot for smart buildings," in *WAINA*, 2017.
17. D. Salikhov, K. Khanda, K. Gusmanov, M. Mazzara, and N. Mavridis, "Jolie good buildings: Internet of things for smart building infrastructure supporting concurrent apps utilizing distributed microservices," in *CCIT*, pp. 48–53, 2016.