

Technical University of Denmark



Electro sinter forging of titanium disks

Cannella, Emanuele; Nielsen, Chris Valentin; Bay, Niels Oluf

Publication date:
2017

Document Version
Peer reviewed version

[Link back to DTU Orbit](#)

Citation (APA):

Cannella, E., Nielsen, C. V., & Bay, N. O. (2017). Electro sinter forging of titanium disks. Abstract from euspen Special Interest Group Meeting: Micro/Nano Manufacturing, Glasgow, United Kingdom.

DTU Library

Technical Information Center of Denmark

General rights

Copyright and moral rights for the publications made accessible in the public portal are retained by the authors and/or other copyright owners and it is a condition of accessing publications that users recognise and abide by the legal requirements associated with these rights.

- Users may download and print one copy of any publication from the public portal for the purpose of private study or research.
- You may not further distribute the material or use it for any profit-making activity or commercial gain
- You may freely distribute the URL identifying the publication in the public portal

If you believe that this document breaches copyright please contact us providing details, and we will remove access to the work immediately and investigate your claim.

Electro sinter forging of titanium disks

E. Cannella^{1,2}, C. V. Nielsen², N. O. Bay²

¹IPU - Product development, Denmark

²DTU, Department of Mechanical Engineering, Denmark

emcann@ipu.dk

Abstract

Electro sinter forging (ESF) is a new sintering process based on the principle of electrical Joule heating. In the present work, middle frequency direct current (MFDC) was flowing through the powder compact, which was under mechanical pressure. The main parameters are the high electrical current, up to 10 kA, and the low voltage, 1-2 V, resulting in heat generation in the powder. Figure 1 shows the experimental setup. The punches were made of a conductive material; namely a copper alloy. The die, which has to be electrically insulating, was made of alumina. The ESF process takes 3-4s including the following phases: (i) feeding of powder (ii) pre-compaction (iii) heating by electrical current during 100-200ms (iv) cooling (v) ejection. Figure 2 shows an example of measured pressure and current during sintering of the sample shown in Figure 3. As compared to conventional sintering [1] and spark plasma sintering [2], the main advantages are the decreased sintering time and high relative density [3]. The short time at high temperature avoids grain growth and creep. The compacted particles are bonded together because of high temperature at the boundaries. A theoretical model for the bonding mechanisms is described by Al-Hassani [4]. Optimization of process parameters, i.e. pressure, time and current, is needed to obtain high densification without reaching the melting temperature. The main sample properties are density, geometry and strength. In-process monitoring of the density can be done by measuring the electrical resistance during the sintering process [5], since low electrical resistance corresponds to high density. It is, however, necessary to be aware that increased temperature, on the other hand, increases the resistance. SEM micrographs and Computed Tomography (CT) are carried out for off-line pore and porosity analysis, respectively.




Figure 1: Setup.

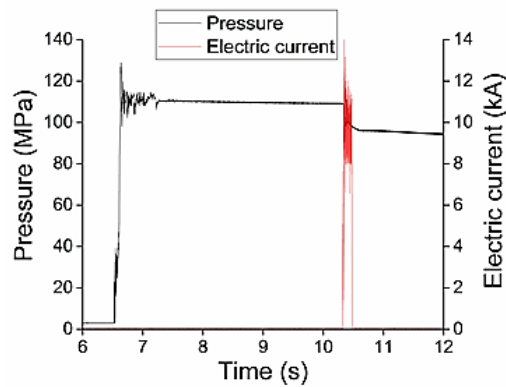


Figure 2: Pressure and current.




Figure 3: Sintered sample.

Acknowledgements

This research work was undertaken in the context of MICROMAN project (“Process Fingerprint for Zerodefekt Net-shape MICROMANufacturing”, <http://www.microman.mek.dtu.dk/>). MICROMAN is a European Training Network supported by Horizon 2020, the EU Framework Programme for Research and Innovation (Project ID: 674801).

References

- [1] R. H. R. Castro, “Overview of Conventional Sintering,” in *Sintering*, vol. 35, R. H. R. Castro and K. van Benthem, Eds. Springer, 2013, pp. 1–16.
- [2] O. Guillon, J. Gonzalez-Julian, B. Dargatz, T. Kessel, G. Schierning, J. Rathel, and M. Herrmann, “Field-assisted sintering technology/spark plasma sintering: Mechanisms, materials, and technology developments,” *Adv. Eng. Mater.*, vol. 16, no. 7, pp. 830–849, 2014.
- [3] A. Fais, “Processing characteristics and parameters in capacitor discharge sintering,” *J. Mater. Process. Technol.*, vol. 210, no. 15, pp. 2223–2230, 2010.
- [4] M. S. Yurlova, V. D. Demenyuk, L. Y. Lebedeva, D. V. Dudina, E. G. Grigoryev, and E. A. Olevsky, “Electric pulse consolidation: An alternative to spark plasma sintering,” *J. Mater. Sci.*, vol. 49, no. 3, pp. 952–985, 2014.
- [5] J. M. Montes, F. G. Cuevas, J. Cintas, and P. Urban, “Electrical conductivity of metal powders under pressure,” *Appl. Phys. A Mater. Sci. Process.*, vol. 105, no. 4, pp. 935–947, 2011.