



The Business Case for Systems Engineering Study: Detailed Response Data

Joseph P. Elm
Dennis R. Goldenson

November 2012

SPECIAL REPORT
CMU/SEI-2012-SR-011

CERT Program

<http://www.sei.cmu.edu>



Copyright 2013 Carnegie Mellon University

This material is based upon work funded and supported by the Department of Defense under Contract No. FA8721-05-C-0003 with Carnegie Mellon University for the operation of the Software Engineering Institute, a federally funded research and development center.

Any opinions, findings and conclusions or recommendations expressed in this material are those of the author(s) and do not necessarily reflect the views of the United States Department of Defense.

This report was prepared for the
SEI Administrative Agent
AFLCMC/PZM
20 Schilling Circle, Bldg 1305, 3rd floor
Hanscom AFB, MA 01731-2125

NO WARRANTY. THIS CARNEGIE MELLON UNIVERSITY AND SOFTWARE ENGINEERING INSTITUTE MATERIAL IS FURNISHED ON AN "AS-IS" BASIS. CARNEGIE MELLON UNIVERSITY MAKES NO WARRANTIES OF ANY KIND, EITHER EXPRESSED OR IMPLIED, AS TO ANY MATTER INCLUDING, BUT NOT LIMITED TO, WARRANTY OF FITNESS FOR PURPOSE OR MERCHANTABILITY, EXCLUSIVITY, OR RESULTS OBTAINED FROM USE OF THE MATERIAL. CARNEGIE MELLON UNIVERSITY DOES NOT MAKE ANY WARRANTY OF ANY KIND WITH RESPECT TO FREEDOM FROM PATENT, TRADEMARK, OR COPYRIGHT INFRINGEMENT.

This material has been approved for public release and unlimited distribution except as restricted below.

Internal use:* Permission to reproduce this material and to prepare derivative works from this material for internal use is granted, provided the copyright and "No Warranty" statements are included with all reproductions and derivative works.

External use:* This material may be reproduced in its entirety, without modification, and freely distributed in written or electronic form without requesting formal permission. Permission is required for any other external and/or commercial use. Requests for permission should be directed to the Software Engineering Institute at permission@sei.cmu.edu.

* These restrictions do not apply to U.S. government entities.

CERT® and CMMI® are registered marks of Carnegie Mellon University.

DM-0000794

Table of Contents

Acknowledgments	ix
Executive Summary	xi
Abstract	xiii
1 Introduction	1
2 Questionnaire Section A – About this Project	3
3 Questionnaire Section B – About the Contract	10
4 Questionnaire Section C – About the Organization	16
5 Questionnaire Section D – Project Planning	19
6 Questionnaire Section E – Integrated Product Teams	27
7 Questionnaire Section F – Risk Management	29
8 Questionnaire Section G – Requirements Development and Management	32
9 Questionnaire Section H – Trade Studies	38
10 Questionnaire Section I – Product Architecture	40
11 Questionnaire Section J – Product Integration	42
12 Questionnaire Section K – Verification	43
13 Questionnaire Section L – Validation	47
14 Questionnaire Section M – Configuration Management	48
15 Questionnaire Section N – Project Performance	50
16 Questionnaire Section O – Other Performance Measures	55
17 Questionnaire Section P – Conclusion	62
18 Conclusion	65
Appendix: Survey Questionnaire	67
References	101

List of Figures

Figure 1:	Question A.1 – Challenge Due to Precedent	3
Figure 2:	Question A.2 – Challenge Due to Constraints on Quality Attributes	3
Figure 3:	Question A.3 – Challenge Due to Size	4
Figure 4:	Question A.4 – Challenge Due to Technology	4
Figure 5:	Question A.5 – Challenge Due to Interoperability	4
Figure 6:	Question A.6 – Challenge Due to Insufficient Resources	5
Figure 7:	Question A.7 – Challenge Due to Insufficient Skills	5
Figure 8:	Question A.9 – Project Team Past Success	6
Figure 9:	Question A.10 – Well-Defined Requirements	7
Figure 10:	Question A.11 – Stable Requirements	7
Figure 11:	Question A.12 – Percentage of Undefined Requirements at Contract Award	7
Figure 12:	Question A.13 – Percentage of Currently Undefined Requirements	8
Figure 13:	Question A.14 – Separate Budget for SE Activities	8
Figure 14:	Question A.15 – Percentage of Non-Recurring Engineering	8
Figure 15:	Question A.16 – SE Estimation and Budget Methods	9
Figure 16:	Question A.17 – Type of End User	9
Figure 17:	Question B.1 – Current Contract Value	10
Figure 18:	Question B.2 – Initial Contract Value	10
Figure 19:	Question B.3 – Reason for Change in Contract Value	11
Figure 20:	Question B.4 – Current Project Duration	11
Figure 21:	Question B.5 – Initial Planned Project Duration	12
Figure 22:	Question B.6 – Reason for Schedule Change	12
Figure 23:	Question B.7 – Initial Total Budget	13
Figure 24:	Question B.8 – Current Total Budget	13
Figure 25:	Question B.9 – Reason for Budget Change	13
Figure 26:	Question B.10 – Number of Contract Change Orders	14
Figure 27:	Question B.11 – Provisions for Additional Payments	14
Figure 28:	Question B.12 – Current Completion Status	15
Figure 29:	Question B.13 – Type of Contract	15
Figure 30:	Question C.1 – Previous Success with Similar Projects	16
Figure 31:	Question C.2 – SE Organization	16
Figure 32:	Question C.3 – Type of Industry or Service	17
Figure 33:	Question C.4 – Location of Design and Development Engineering Work	17

Figure 34:	Question D.1 – Use of Documented SE Processes	19
Figure 35:	Question D.2 – Use of a WBS	19
Figure 36:	Question D.3 – Accuracy and Currency of the WBS	20
Figure 37:	Question D.4 – Involvement of Systems Engineers in Maintaining the WBS	20
Figure 38:	Question D.5 – Involvement of Stakeholders in Maintaining the WBS	20
Figure 39:	Question D.6 – Quality of the Technical Approach	21
Figure 40:	Question D.7 – Involvement of SE in Maintaining the Technical Approach	21
Figure 41:	Question D.8 – Involvement of Stakeholders in Maintaining the Technical Approach	21
Figure 42:	Question D.9 – Existence of a Top-Level Plan	22
Figure 43:	Question D.10 – Coverage of the Top-Level Plan	22
Figure 44:	Question D.11 – Consistency of the Top-Level Plan with the WBS	22
Figure 45:	Question D.12 – Quality of the Schedule	23
Figure 46:	Question D.13 – Key Technical Accomplishments in the Schedule	23
Figure 47:	Question D.14 – Measurable Basis for the Schedule	23
Figure 48:	Question D.15 – The Schedule’s Consistency with the WBS	24
Figure 49:	Question D.16 – Critical Path in the Schedule	24
Figure 50:	Question D.17 – Plan for Periodic Technical Reviews	24
Figure 51:	Question D.18 – SE involvement in Project Planning	25
Figure 52:	Question D.19 – SE Involvement in Tracking and Reporting Progress	25
Figure 53:	Question D.20 – Acquirer-Provided SE Plan	25
Figure 54:	Question D.21 – Plan for Integrated Technical Effort	26
Figure 55:	Question D.22 – SEMP Consistency with the Acquirer’s SE Plan	26
Figure 56:	Question E.1 – Effectiveness of IPTs	27
Figure 57:	Question E.2 – Acquirer Participation in IPTs	27
Figure 58:	Question E.3 – Supplier Participation in IPTs	28
Figure 59:	Question E.4 – IPT Responsibility for SE	28
Figure 60:	Question E.5 – SE Representation on IPTs	28
Figure 61:	Question F.1 – List of project risks	29
Figure 62:	Question F.2 – Risk Management and Contingency Plans	29
Figure 63:	Question F.3 – Risk Mitigation Status and Resource Status Monitoring	30
Figure 64:	Question F.4 – Schedule Risk Assessment	30
Figure 65:	Question F.5 – Risk Management in Decision Making	30
Figure 66:	Question F.6 – Risk Management Integration with Cost Management	31
Figure 67:	Question F.7 – Risk Management Integration with Program Scheduling	31
Figure 68:	Question F.8 – Integration of Supplier Risk Management Processes	31
Figure 69:	Question G.1 – Documentation of Customer Requirements	32

Figure 70:	Question G.2 – Documentation of Derived Requirements	32
Figure 71:	Question G.3 – Hierarchical Allocation of Requirements	33
Figure 72:	Question G.4 – Operational Concepts and Scenarios	33
Figure 73:	Question G.5 – Use Cases	34
Figure 74:	Question G.6 – Installation, Maintenance, and Support Concepts	34
Figure 75:	Question G.7 – Criteria for Authorizing Requirements Providers	34
Figure 76:	Question G.8 – Criteria for Accepting Requirements	35
Figure 77:	Question G.9 – Approval Process for Requirements	35
Figure 78:	Question G.10 – Requirements Impact Assessments	35
Figure 79:	Question G.11 – Stakeholder-Based Requirements	36
Figure 80:	Question G.12 – Requirements Management System	36
Figure 81:	Question G.13 – Configuration Control of Requirements	36
Figure 82:	Question G.14 – Accessibility of Requirements	37
Figure 83:	Question H.1 – Stakeholders Involvement in Trade Studies	38
Figure 84:	Question H.2 – Effectiveness of Trade Studies	38
Figure 85:	Question H.3 – Trade Study Documentation	39
Figure 86:	Question I.1 – Quality of Interface Descriptions	40
Figure 87:	Question I.2 – Management of Interface Descriptions	40
Figure 88:	Question I.3 – Maintained Documentation of the Product Structure	41
Figure 89:	Question I.4 – Multiple Views of the Product Structure	41
Figure 90:	Question I.5 – Accessibility of Product Structure Documentation	41
Figure 91:	Question J.1 – Documented Product Integration Process	42
Figure 92:	Question K.1 – Documented Verification Procedures	43
Figure 93:	Question K.2 – Documented Acceptance Criteria for Verification	43
Figure 94:	Question K.3 – Documented and Practiced Review Process	44
Figure 95:	Question K.4 – Training for the Review Process	44
Figure 96:	Question K.5 – Criteria for Selecting Work Products for Review	44
Figure 97:	Question K.6 – Action Item Tracking	45
Figure 98:	Question K.7 – Inclusion of Risk Management in the Review Process	45
Figure 99:	Question K.8 – Inclusion of Configuration Baselines in the Review Process	45
Figure 100:	Question K.9 – Documentation of Review Results	46
Figure 101:	Question L.1 – Documented Validation Procedures	47
Figure 102:	L.2 – Documented Acceptance Criteria for Validation	47
Figure 103:	Question M.1 – Items Under Configuration Control	48
Figure 104:	Question M.2 – Configuration Control Board	48
Figure 105:	Question M.3 – Change Records	49

Figure 106: Question M.4 – Configuration Baselines	49
Figure 107: Question N.1 – Cost and Schedule Baselines	50
Figure 108: Question N.2 – Availability of EVMS Data	50
Figure 109: Question N.3 – Requirement for Suppliers to Track and Report EVMS Data	51
Figure 110: Question N.4 – Defined Variance Thresholds for CPI and SPI	51
Figure 111: Question N.5 – EVMS Connections to the WBS and IMS	52
Figure 112: Question N.6 – Strategy for Updating the EVMS Baseline	52
Figure 113: Question N.7 – Projected Cost Variance	53
Figure 114: Question N.8 – Projected Schedule Variance	53
Figure 115: Question N.9 – Current EVMS CPI	54
Figure 116: Question N.10 – Current EVMS SPI	54
Figure 117: Question O.1 – Percentage of Award Fees Collected in the Current Period	55
Figure 118: Question O.2 – Percentage of Award Fees Collected During the Whole Project	55
Figure 119: Question O.3 – Satisfaction of Requirements	56
Figure 120: Question O.4 – Compliance with Approved Schedule	56
Figure 121: Question O.5 – Current Schedule Variance	56
Figure 122: Question O.6 – Post-fielding Problem Tracking	57
Figure 123: Question O.7 – Engineering Assessments of Problems	57
Figure 124: Question O.8 – Customer Satisfaction with Schedule	57
Figure 125: Question O.9 – Customer Satisfaction with Cost	58
Figure 126: Question O.10 – Customer Satisfaction with Compliance to Requirements	58

List of Tables

Table 1:	Mapping of the Questionnaire to Report Sections	2
Table 2:	Question A.8 – Other Sources of Challenge	6
Table 3:	Question B.3 – Other Sources of Contract Value Change	11
Table 4:	Question B.9 – Other Sources of Budget Change	14
Table 5:	Question B.13 – Other Contract Types	15
Table 6:	Question C.5 – Other Notes of Importance About the Project	18
Table 7:	Question O.11 – Other Useful Performance Indicators	59
Table 8:	Question O.12 – Other Desired Information That Was Unavailable to the Project	60
Table 9:	Question O.13 – Other SE Effectiveness Indicators Currently Used	61
Table 10:	Question O.14 – Other SE Effectiveness Indicators	61
Table 11:	Question P.1 – Other SE Comments About the Project or the Survey	62

Acknowledgments

We created this report based on the collaborative efforts of the National Defense Industrial Association (NDIA) Systems Engineering Division, the Institute of Electrical and Electronic Engineers (IEEE) Aerospace and Electronic Systems Society, the Software Engineering Institute (SEI) of Carnegie Mellon University, and the Systems Engineering Effectiveness Working Group of the International Council on Systems Engineering (INCOSE).

Primary contributors to this effort include

Alan R. Brown	Julie Cohen	Geoff Draper
Robert Epps	Paul Frenz	Dave Griffith
William F. Lyons	Jim McCurley	Judy Scharmann
Derrick Spooner	Robert Rassa	Garry Roedler
Michael J. Zuccher		

Members of the NDIA–IEEE–SEI Systems Engineering Effectiveness Committee include

Al Brown	Dale Blair	Clyde Chittister
Geoff Draper	Dan Goddard	Clarence Gooden
Dave Griffith	Eric Honour	Bill Lyons
Bob Lyons	Michael McLendon	Marty Meth
Tom McDermott	Christopher Miller	Roger Oliva
Ken Ptack	Bob Rassa	Annette Reilly
Garry Roedler	Marina Ruggieri	Theo Saunders
Steve Teahan	Hal Wilson	

The International Council on Systems Engineering (INCOSE) Systems Engineering Effectiveness Committee was also instrumental in reaching survey participants. Members include

John Ackley	Ron Carson	Quoc Do
Mick Edwards	Bruce Elliott	Joseph Elm
Summer Fowler	Rick Frazer	Paul Frenz
Dawn Gilbert	Heidi Hahn	Sandra Hammond
Leroy Hanneman	Eric Honour	Robert Horner
John Howard	Carol Hutchinson	Ebad Jahanger
Steve Mazeika	Ryan McCullough	Bill Miller
Paul Miller	Joan Nolan	Beth O'Donnell
Chris Orłowski	Garry Roedler	Nancy Roseberry
Jean-Claude Roussel	Frank Sciulli	Keiko Shimazu
Richard Sidley	Dale Smith	Jim Smith
Tim Spencer	George Walley	Kevin Weinstein

We are grateful for the thorough reviews done for this report's companion draft on *The Business Case for Systems Engineering Study: Results of the Systems Engineering Effectiveness Survey* that were provided by

Elliot Axelband Al Brown Geoff Draper Joan Nolan Sarah Sheard

We offer our appreciation to the following people for their enduring support of this project:

Clyde Chittister Paul Nielsen Richard D. Pethia William R. Wilson

And finally, we offer our appreciation to our editor, Sandy Shrum, for making our ramblings readable.

Executive Summary

The National Defense Industrial Association (NDIA) Systems Engineering Division collaborated with the Institute of Electrical and Electronic Engineers (IEEE) Aerospace and Electronic Systems Society and the Software Engineering Institute (SEI) of Carnegie Mellon® to obtain quantitative evidence of the benefit of systems engineering (SE) best practices on project performance. The team developed and executed this survey of system developers to identify SE best practices used on projects, collect performance data on these projects, and search for relationships between the application of these SE best practices and project performance.

The researchers surveyed a sample of system developers obtained through the memberships of the NDIA, IEEE, and International Council on Systems Engineering (INCOSE) using a questionnaire developed with the SE expertise and the broadly diverse experience of research team members. The questionnaire consists of three sections:

1. one to identify the characteristics of the responding project
2. a second to assess the project's use of SE best practices
3. a third to collect measures of project performance

The survey was executed by the SEI via the web. Policies ensuring the anonymity of the respondents and the confidentiality of their responses were enforced to protect the competition-sensitive information supplied. Responses sufficient for most analyses were received from a total of 148 projects. Responding projects ranged in contract value from \$100 thousand to \$20 billion. U.S. defense-related contracts accounted for 69% of respondents.

Responses were analyzed by the SEI to identify statistical relationships between the deployment of SE best practices and overall project and program performance. Summaries of the responses to each question in the survey are presented in this report. Only aggregated responses are presented; no information that is traceable to any individual respondent, project, or organization is included.

The questionnaire was designed to assess a project's use of SE best practices by querying the respondent regarding the existence and characteristics of various work products resulting from SE processes. Project performance was assessed based on satisfaction of project cost, schedule, and technical goals.

To better understand the relationship between SE capability and project performance, the questionnaire's assessment of SE capability addressed the project's use of SE best practices in 11 management and technical process groups. As with the relationship between total SE capability and project performance, the responses were analyzed to identify relationships between project performance and the project's use of SE best practices in each of the process groups. The survey also examined the relationships between project performance and other factors such as project challenge and prior experience.

® Carnegie Mellon is registered in the U.S. Patent and Trademark Office by Carnegie Mellon University.

The analysis of responses to identify relationships between the project's deployment of SE best practices and the project's performance is presented in a companion report *The Business Case for Systems Engineering Study: Results of the SE Effectiveness Survey* [Elm 2012b], which is available at <http://www.sei.cmu.edu/library/abstracts/reports/12sr009.cfm>.

To support the companion results report, this report provides details of the survey responses. The information contained in this report constitutes an industry benchmark of SE deployment that can serve as a point of comparison for the processes and practices of system developers.

With this knowledge, system acquirers and system developers can inform their judgments regarding the application of SE to their projects and improve their SE practices to further enhance project outcomes.

Abstract

This report contains detailed response data from The Effectiveness of Systems Engineering: A Survey. The survey had the goal of quantifying the connection between the application of systems engineering (SE) best practices to projects and programs and the performance of those projects and programs. The survey population consisted of projects and programs executed by system developers reached through the National Defense Industrial Association (NDIA) Systems Engineering Division, the Institute of Electrical and Electronics Engineers (IEEE) Aerospace and Electronic Systems Society, and the International Council on Systems Engineering (INCOSE). Analysis of survey responses revealed strong statistical relationships between project performance and several categories of SE best practices. The survey results show notable differences in the relationship between SE best practices and performance between more challenging and less challenging projects. The statistical relationship with project performance is quite strong for survey data of this kind when both SE capability and project challenge are considered together.

1 Introduction

The National Defense Industrial Association (NDIA) Systems Engineering Division, the Institute of Electrical and Electronics Engineers (IEEE) Aerospace and Electronic Systems Society, and the Software Engineering Institute (SEI) of Carnegie Mellon University are collaborating to expand and extend the *2007 NDIA SE Effectiveness Study* [Elm 2008] to develop a business case for systems engineering (BCSE).

The mission of this new study is to assist the SE community in achieving a quantifiable and persistent improvement in project performance through the appropriate application of systems engineering principles and practices. The primary steps in the BCSE process are

1. Identify SE principles and practices shown to provide benefit to project performance. This activity is an extension and a confirmation of the prior NDIA survey.
2. Facilitate the adoption of the survey findings through the development of tools, training, and guidance for SE educators, system developers, and system acquirers.
3. Establish an ongoing means of monitoring and tracking the impact of SE to enable continuous improvement of the SE framework and the business case for SE, thereby driving continuous improvement of project results.

As part of this new study, researchers developed a survey to identify SE principles and practices applied to development projects and the performance achieved by those projects. The survey identified the SE activities applied to individual system development projects by assessing work products resulting from specific SE activities. The survey assessed project performance in terms of satisfaction of schedule, budget, and technical requirements. The resulting survey instrument is included in the appendix.

The survey was deployed via the internet to system developers worldwide through the resources of the NDIA, IEEE, and the International Council on Systems Engineering (INCOSE). To encourage truthful responses, and to protect confidential and proprietary information, all responses were submitted anonymously with no reference to the respondent, the project, or the respondent's organization. The research team collected 148 complete responses between October 2011 and March 2012.

Responses were analyzed to assess the performance of each project, the SE activities used on the project, the degree of challenge posed by the project, and several other factors that could affect project performance. We then analyzed the relationships between these various measures as a means of identifying the impact of SE activities. The results of these analyses are provided in the companion report, *The Business Case for Systems Engineering: Results of the SE Effectiveness Survey* [Elm 2012b].

That report along with the detailed response data available in this report can serve as an industry-wide benchmark of SE practices deployed on system development projects. This benchmark also may be used as a reference against which the SE practices of a company may be gauged.

The questionnaire contained the 16 sections listed in Table 3. The responses to the questions in each section of the questionnaire are summarized in the subsequent sections of this report.

Table 1: Mapping of the Questionnaire to Report Sections

Questionnaire Section	Questionnaire Section Title	Report Section
A	About this Project	2
B	About the Contract	3
C	About the Organization	4
D	Systems Engineering – Project Planning	5
E	Systems Engineering – Integrated Product Teams	6
F	Systems Engineering – Risk Management	7
G	Systems Engineering – Requirements Development and Management	8
H	Systems Engineering – Trade Studies	9
I	Systems Engineering – Product Architecture	10
J	Systems Engineering – Product Integration	11
K	Systems Engineering – Verification	12
L	Systems Engineering – Validation	13
M	Systems Engineering – Configuration Management	14
N	Project Performance – Project Performance	15
O	Project Performance – Other Performance Measures	16
P	Conclusion	17

2 Questionnaire Section A – About this Project

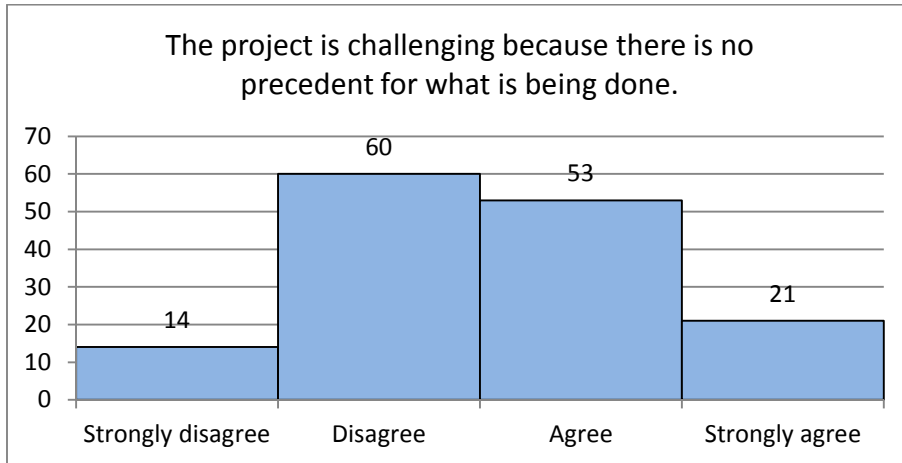


Figure 1: Question A.1 – Challenge Due to Precedent

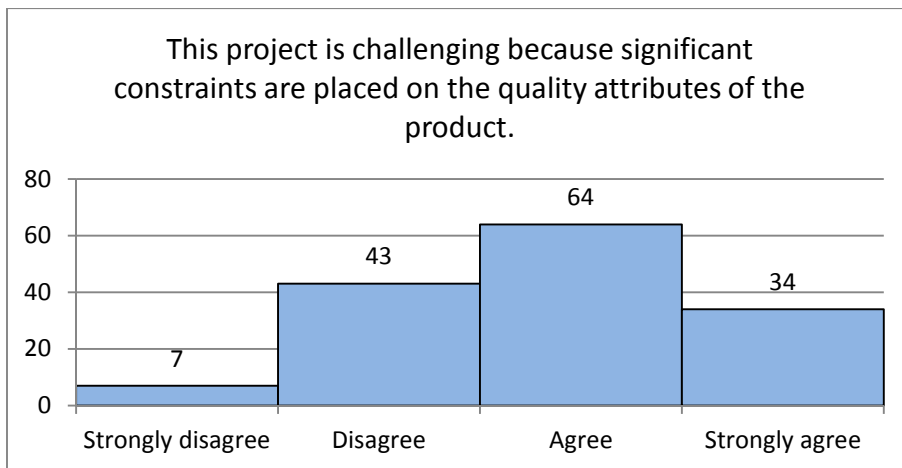


Figure 2: Question A.2 – Challenge Due to Constraints on Quality Attributes

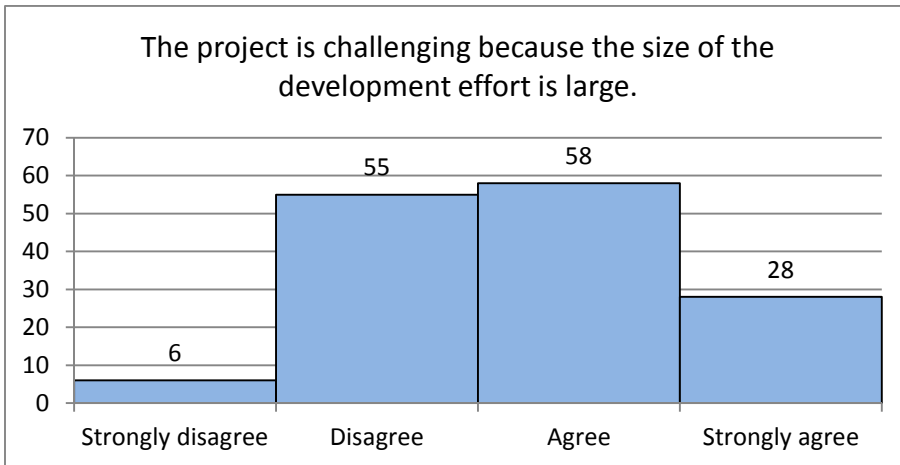


Figure 3: Question A.3 – Challenge Due to Size

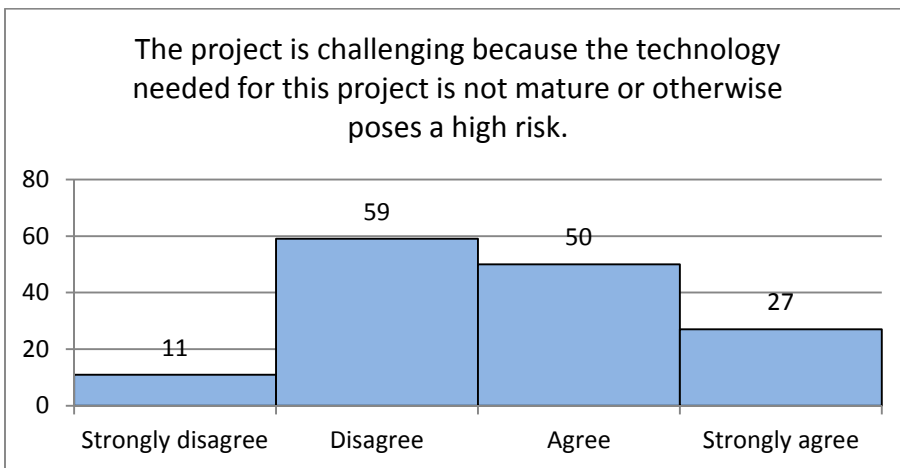


Figure 4: Question A.4 – Challenge Due to Technology

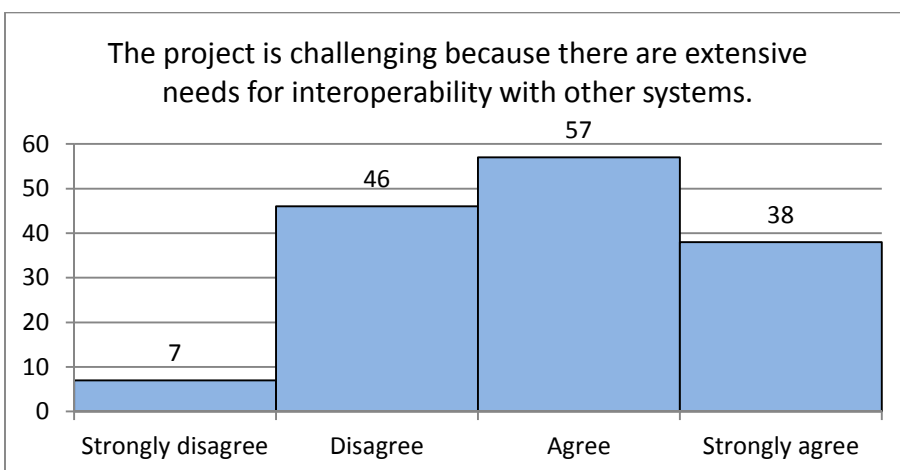


Figure 5: Question A.5 – Challenge Due to Interoperability

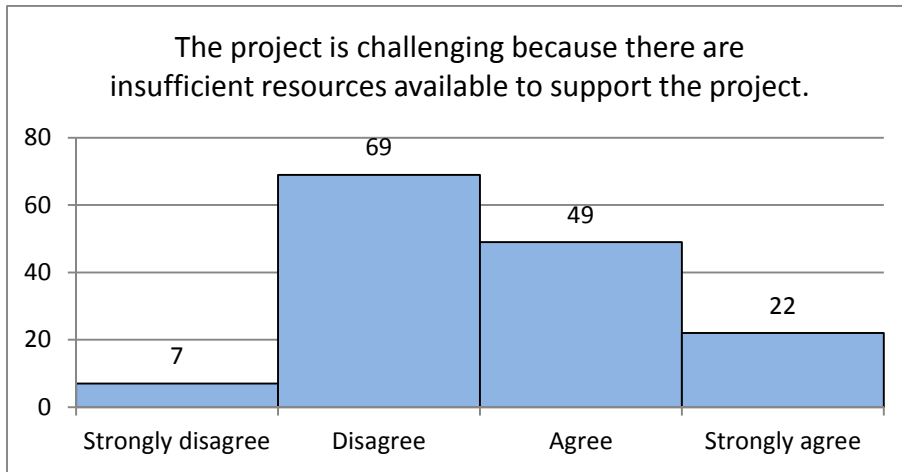


Figure 6: Question A.6 – Challenge Due to Insufficient Resources

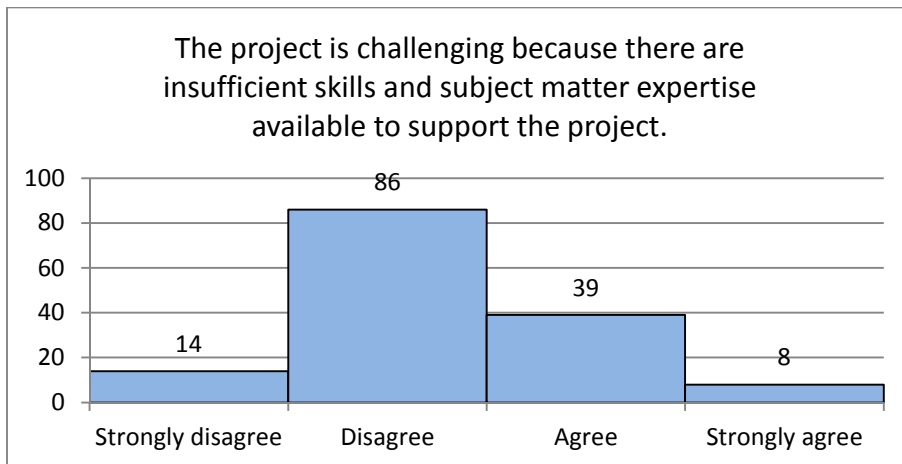


Figure 7: Question A.7 – Challenge Due to Insufficient Skills

Table 2: Question A.8 – Other Sources of Challenge

A.8 The project is challenging for other reasons:
Technical challenges (complexity, interactions, harsh environment, COTs utilization, technology immaturity, physical constraints, complex integration)
Insufficient experience (new product area, new development methodology [agile])
Organizational challenges (complicated teaming arrangements, geographic distribution, multi-national supply chain, ongoing reorganizations, organizational politics, subcontractor management)
Acquirer challenges (lack of SE experience, poor requirements definition, changing scope, insufficient engagement, incompetence, micro-management, poor communications)
Insufficient budget and schedule
Engineering processes (lack of standardized processes, lack of training)
Insufficient SE (lack of PM ¹ support for SE, lack of SE skills across organization)
Legacy products (reverse engineering, lack of reach-back, building on outdated products, building on defective product foundation, defective GFE ²)
Export regulations

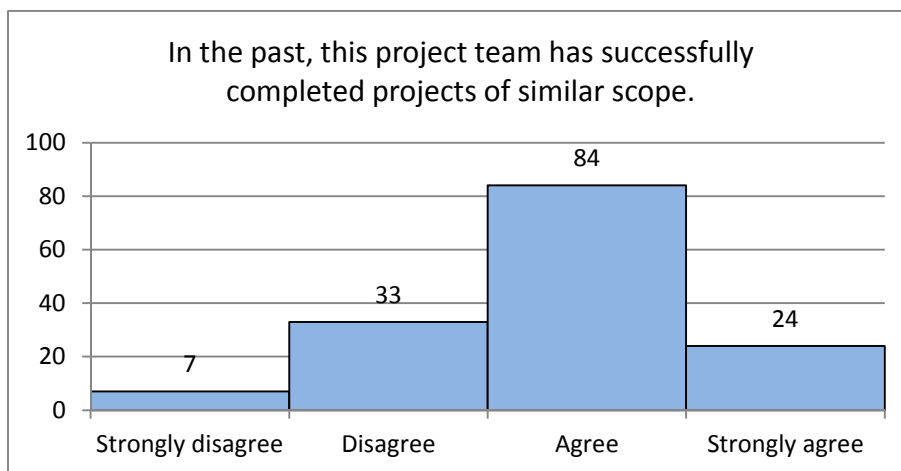


Figure 8: Question A.9 – Project Team Past Success

¹ project manager

² government furnished equipment

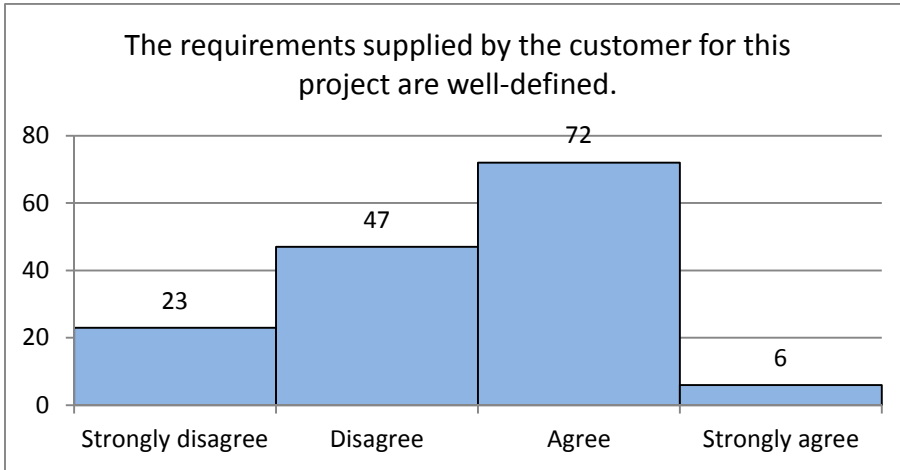


Figure 9: Question A.10 – Well-Defined Requirements

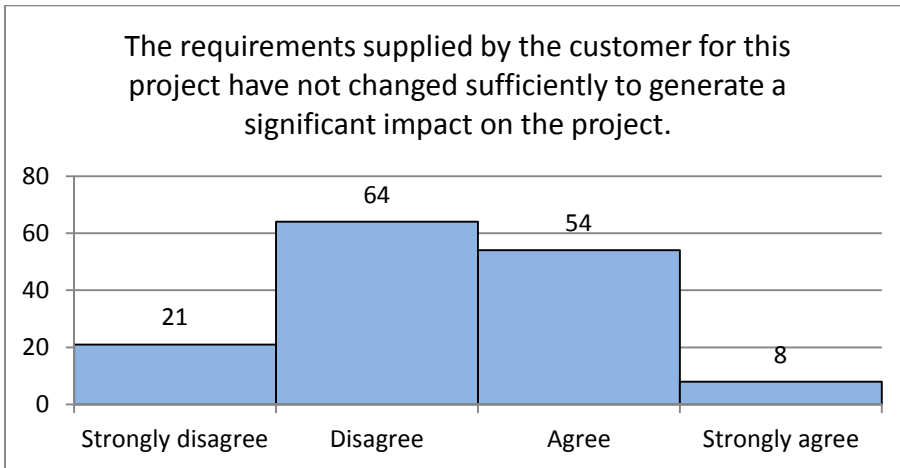


Figure 10: Question A.11 – Stable Requirements

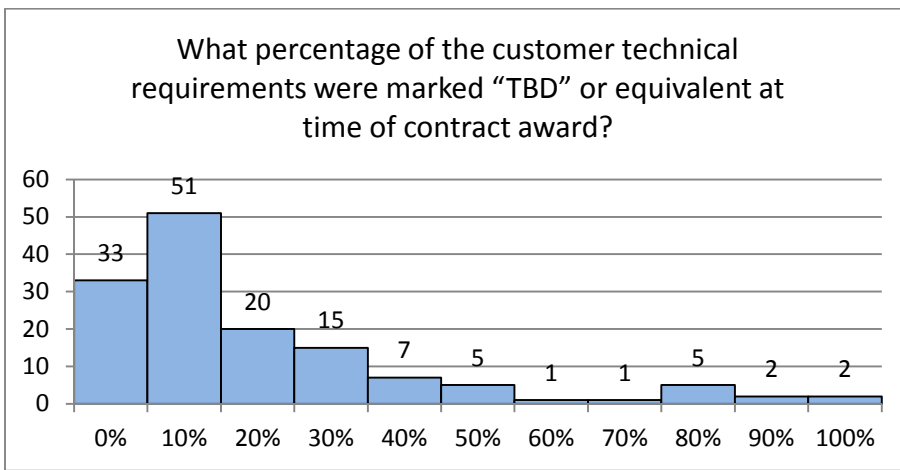


Figure 11: Question A.12 – Percentage of Undefined Requirements at Contract Award

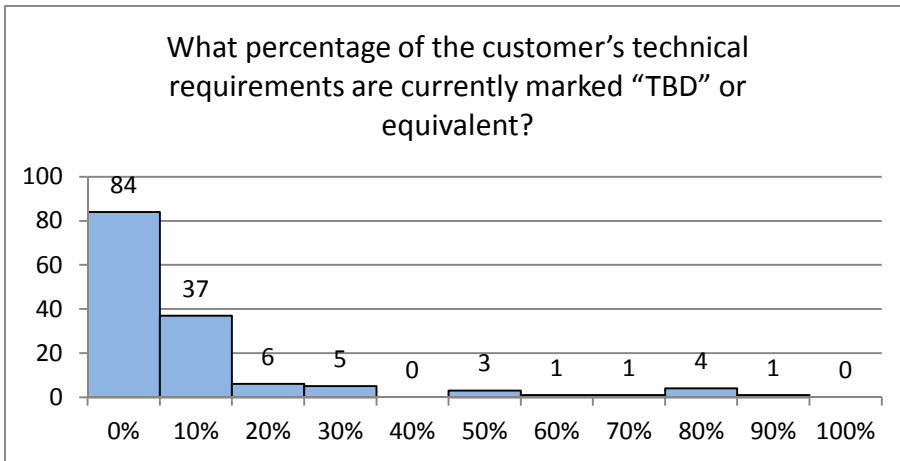


Figure 12: Question A.13 – Percentage of Currently Undefined Requirements

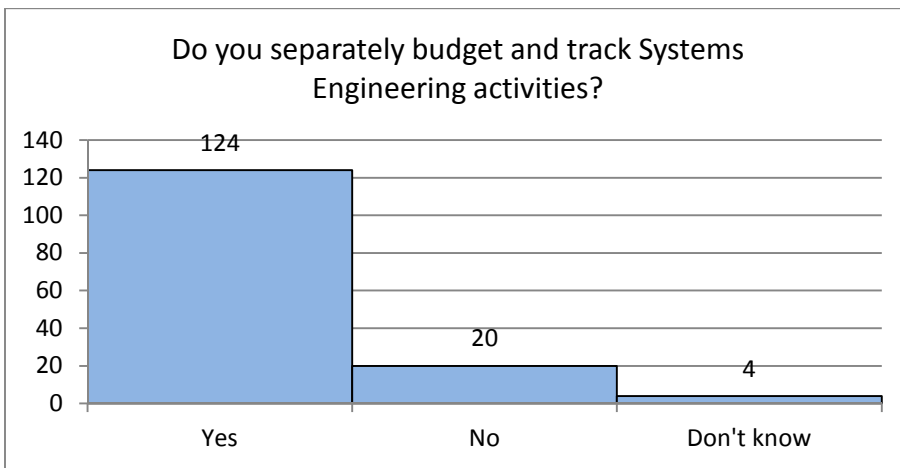


Figure 13: Question A.14 – Separate Budget for SE Activities

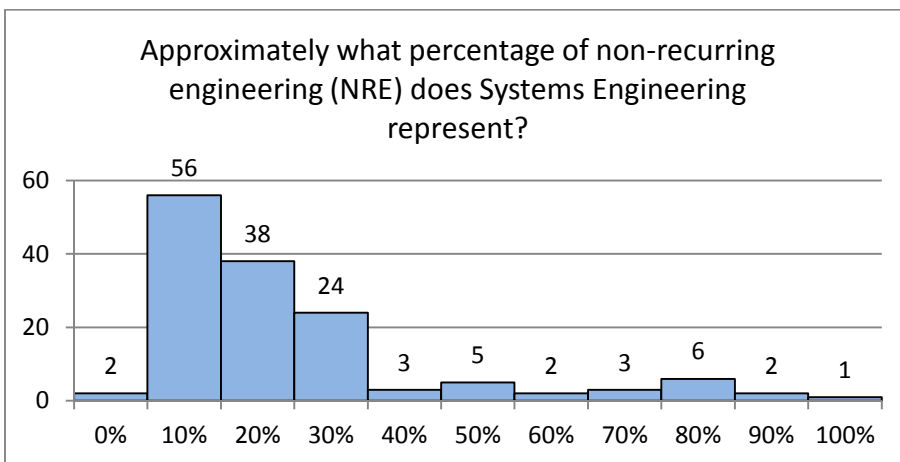


Figure 14: Question A.15 – Percentage of Non-Recurring Engineering

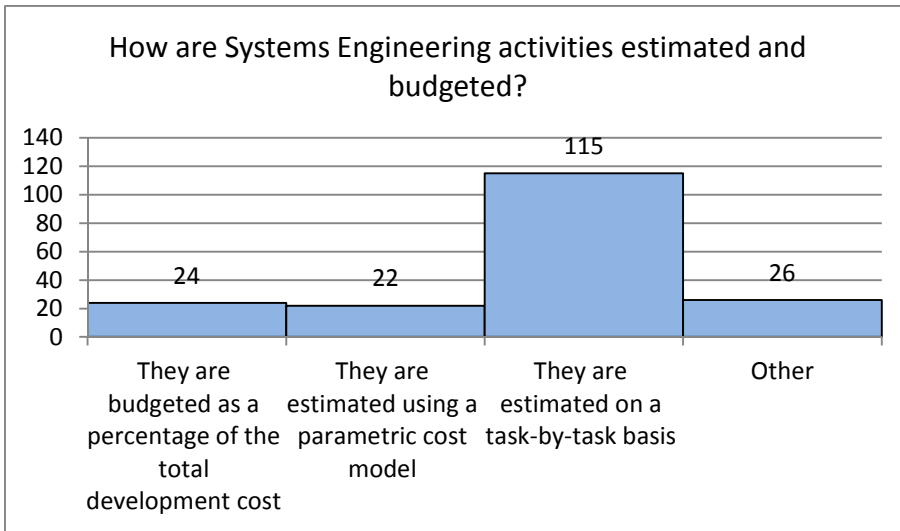


Figure 15: Question A.16 – SE Estimation and Budget Methods

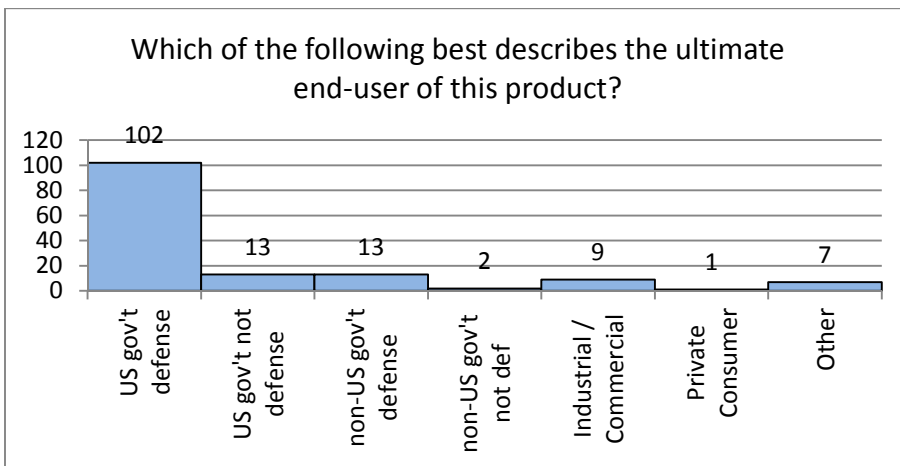


Figure 16: Question A.17 – Type of End User

3 Questionnaire Section B – About the Contract

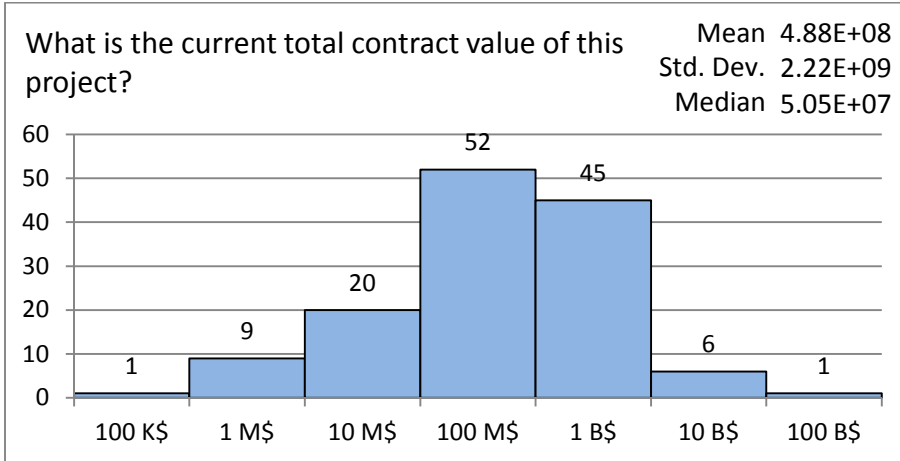


Figure 17: Question B.1 – Current Contract Value

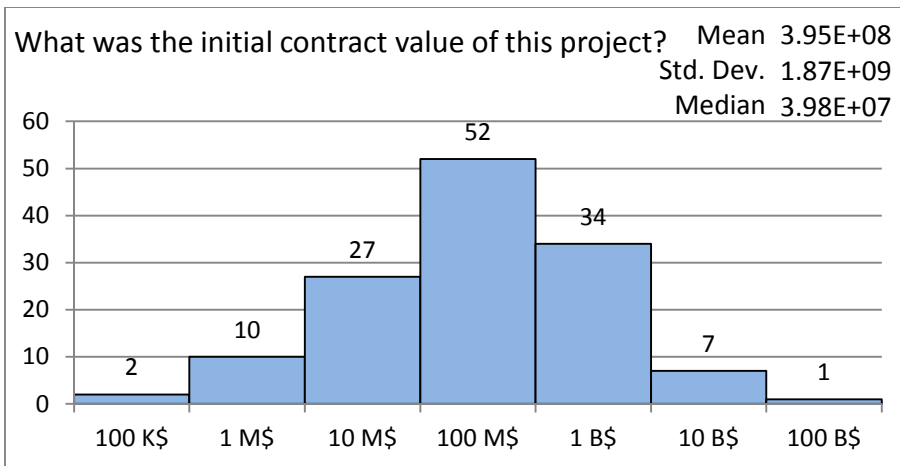


Figure 18: Question B.2 – Initial Contract Value

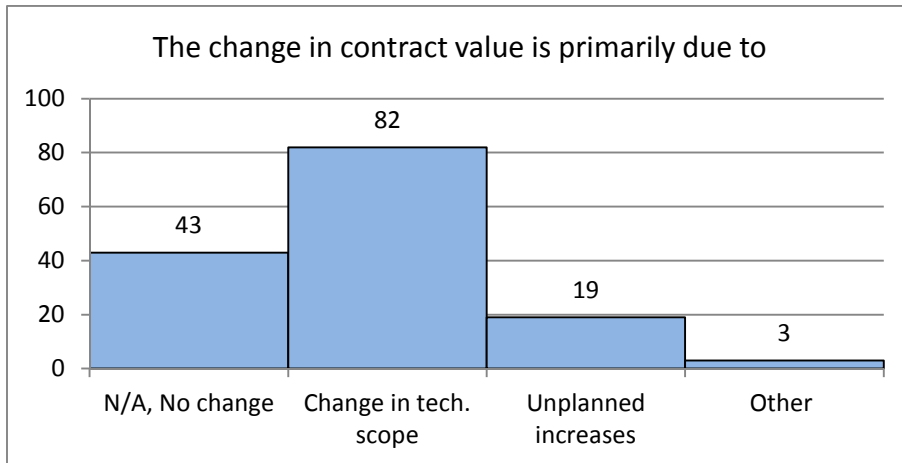


Figure 19: Question B.3 – Reason for Change in Contract Value

Table 3: Question B.3 – Other Sources of Contract Value Change

B.3	Other sources of contract value change ³
	There is no development contract. There are multiple customers for the end product which is sold as individual/group licenses. The project is not a standard contract development effort.
	Customer funded the project incrementally due to their budgetary constraints.

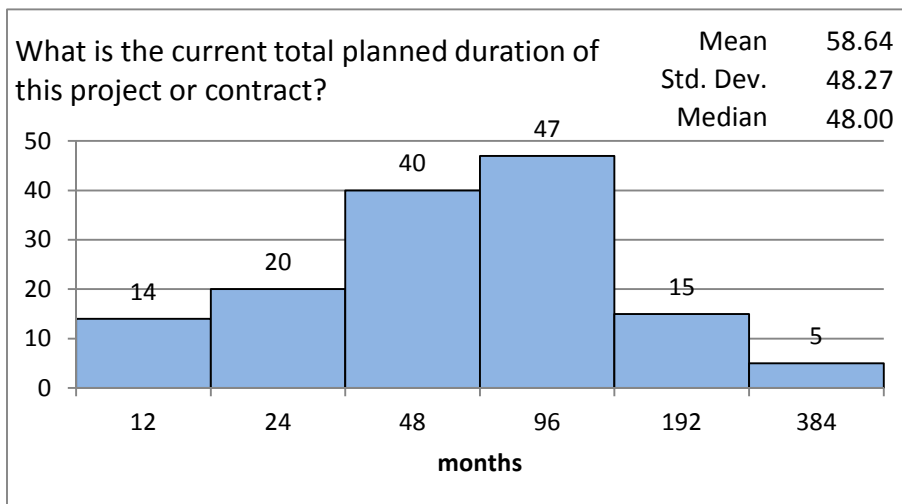


Figure 20: Question B.4 – Current Project Duration

³ Responses to this question included more selections of “other.” Based on the analyst’s interpretation of the accompanying text explanations, many of these responses were dispositioned to the other three categories.

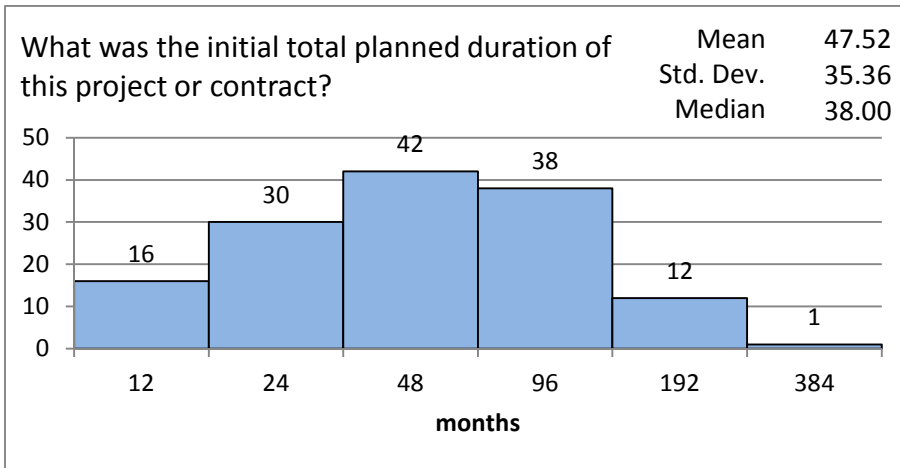


Figure 21: Question B.5 – Initial Planned Project Duration

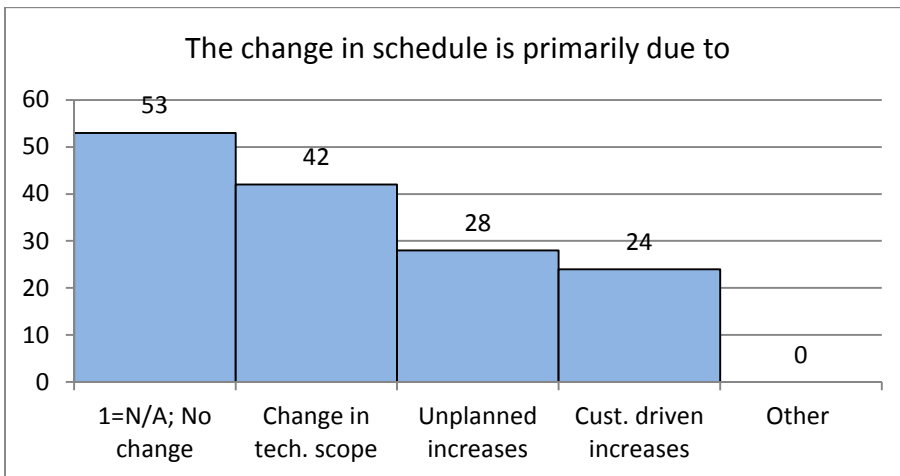


Figure 22: Question B.6 – Reason for Schedule Change⁴

⁴ Responses to this question included more selections of "other." Based on the analyst's interpretation of the accompanying text explanations, many of these responses were dispositioned to the other three categories.

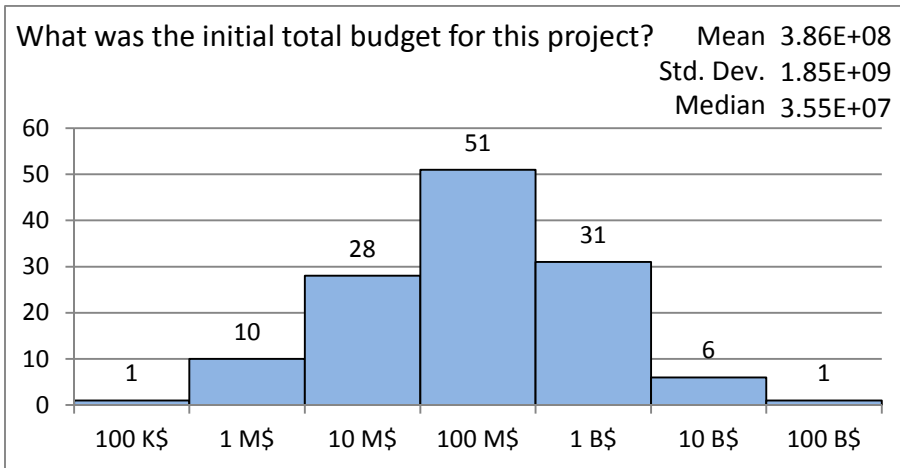


Figure 23: Question B.7 – Initial Total Budget

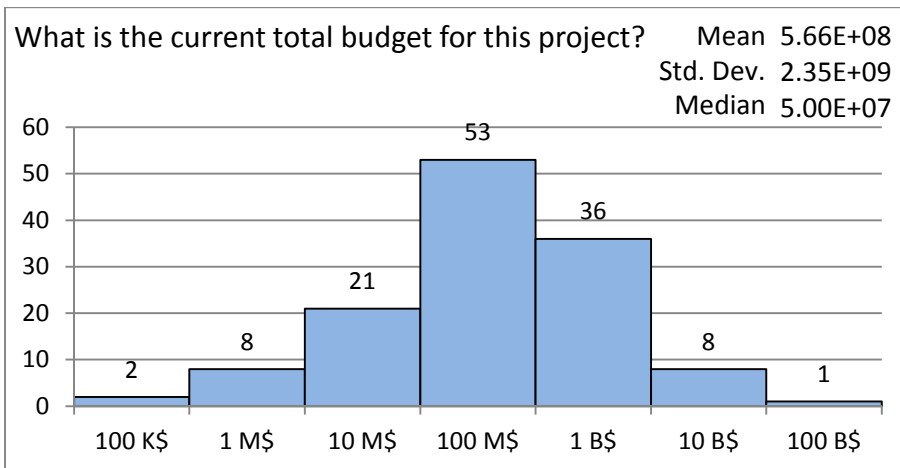


Figure 24: Question B.8 – Current Total Budget

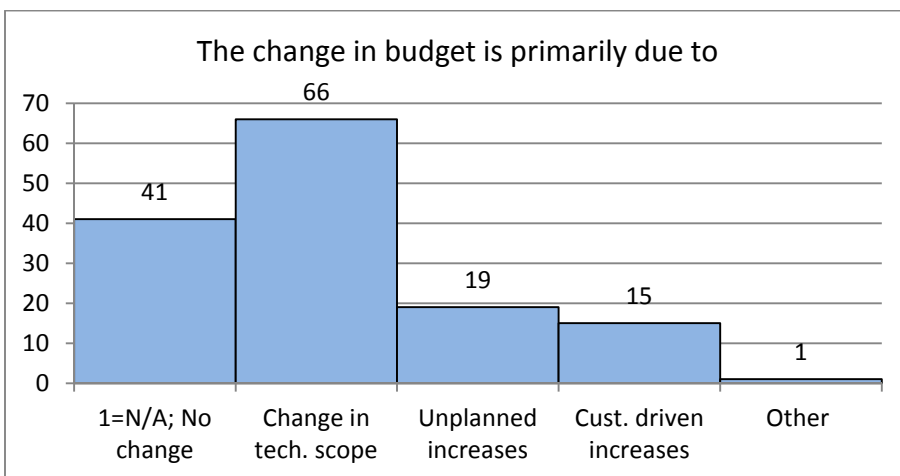


Figure 25: Question B.9 – Reason for Budget Change

Table 4: Question B.9 – Other Sources of Budget Change

B.9	Other sources of budget change ⁵
Fixed price contract	

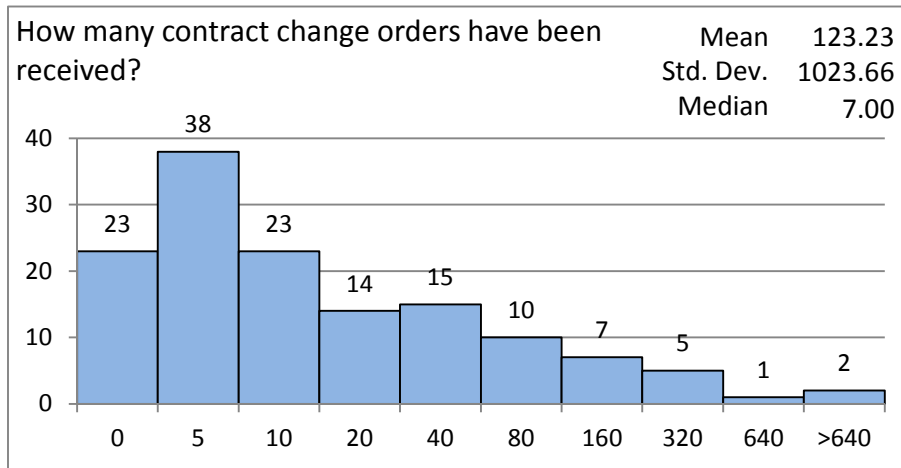


Figure 26: Question B.10 – Number of Contract Change Orders

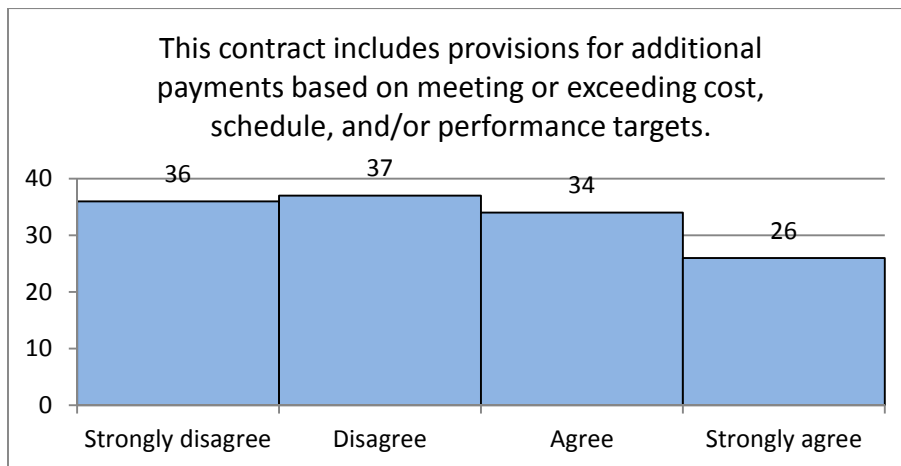


Figure 27: Question B.11 – Provisions for Additional Payments

⁵ Responses to this question included more selections of “other.” Based on the analyst’s interpretation of the accompanying text explanations, many of these responses were dispositioned to the other three categories.

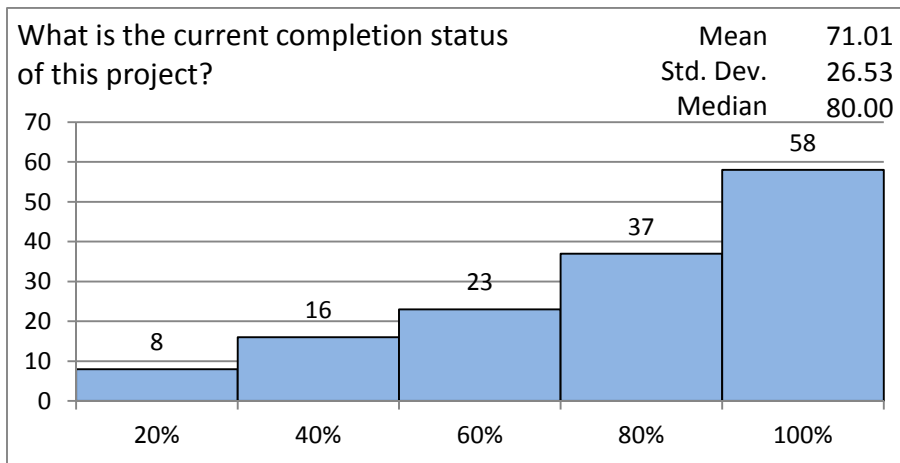


Figure 28: Question B.12 – Current Completion Status

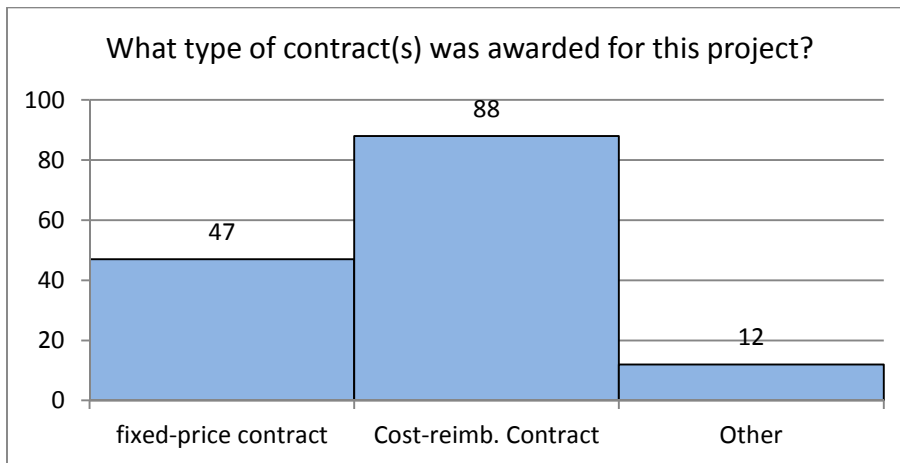


Figure 29: Question B.13 – Type of Contract

Table 5: Question B.13 – Other Contract Types

B.13 Other contract types ⁶
Project is an internally funded software product development. Contracts are for individual/group software licenses on the end product.
The contract has multiple CLINs with different contract types including CPAF, LOE, and FFP.
Three different CLINs include LOE, CPFF, and FFP.
Task Order
Internal business investment with some third party R%T investment
Internally governed project – internal cost agreement
Not contracted

⁶ Responses to this question included more selections of “other.” Based on the analyst’s interpretation of the accompanying text explanations, many of these responses were dispositioned to the other two categories.

4 Questionnaire Section C – About the Organization

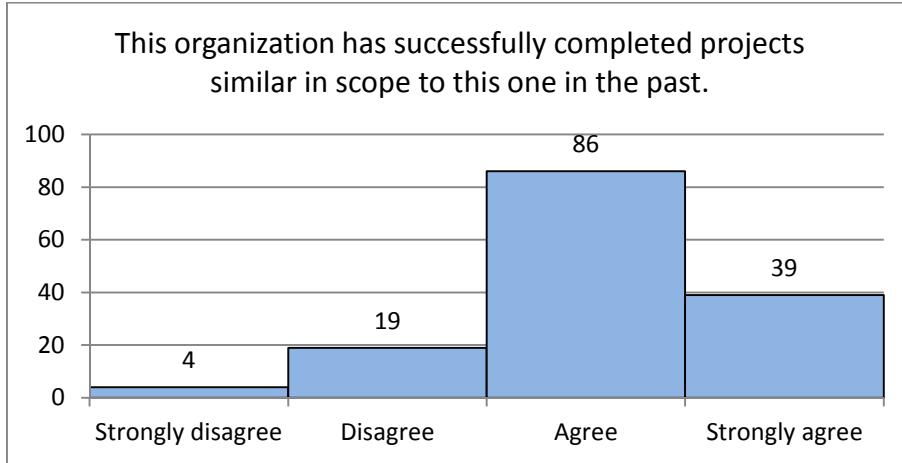


Figure 30: Question C.1 – Previous Success with Similar Projects

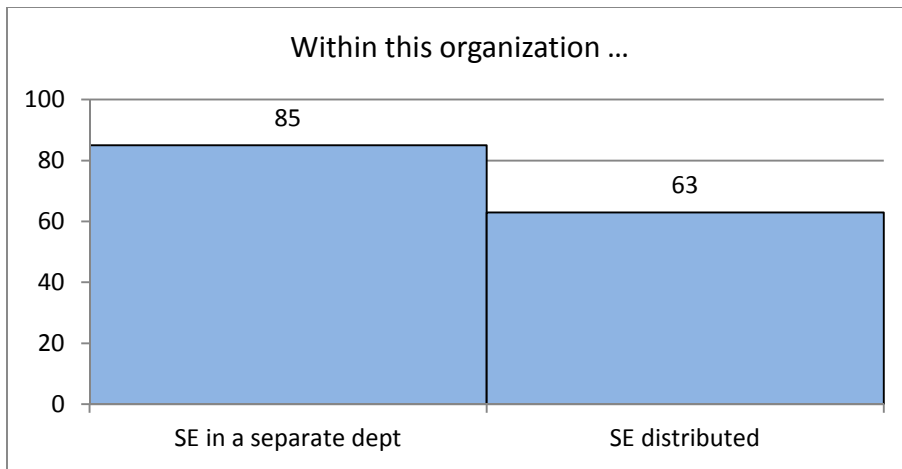


Figure 31: Question C.2 – SE Organization

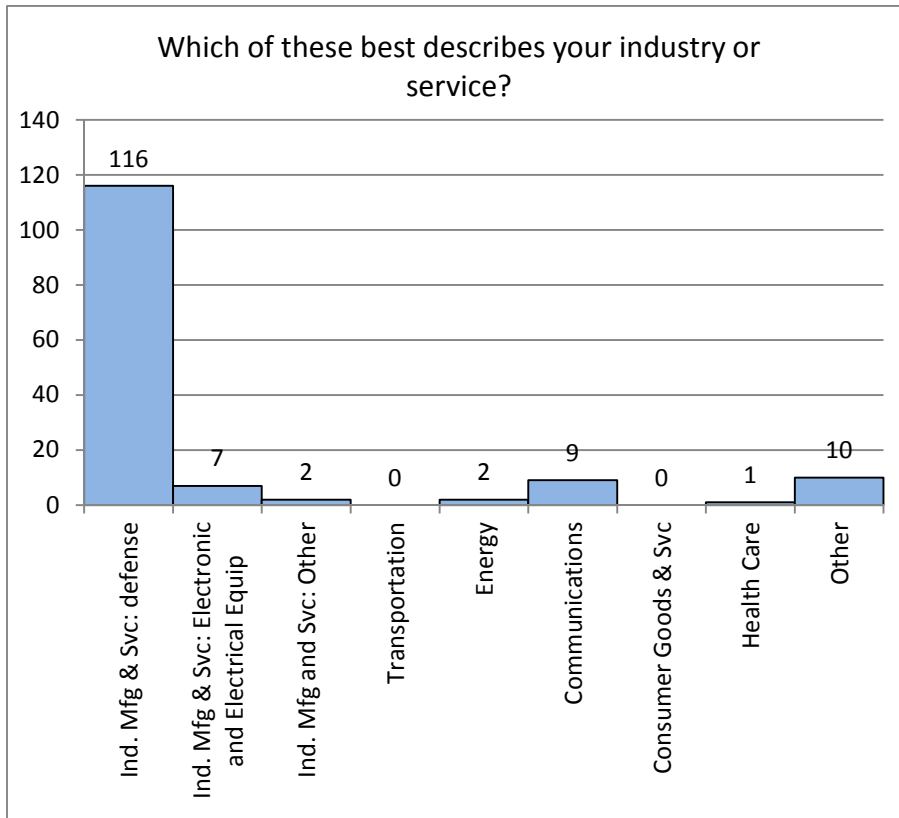


Figure 32: Question C.3 – Type of Industry or Service

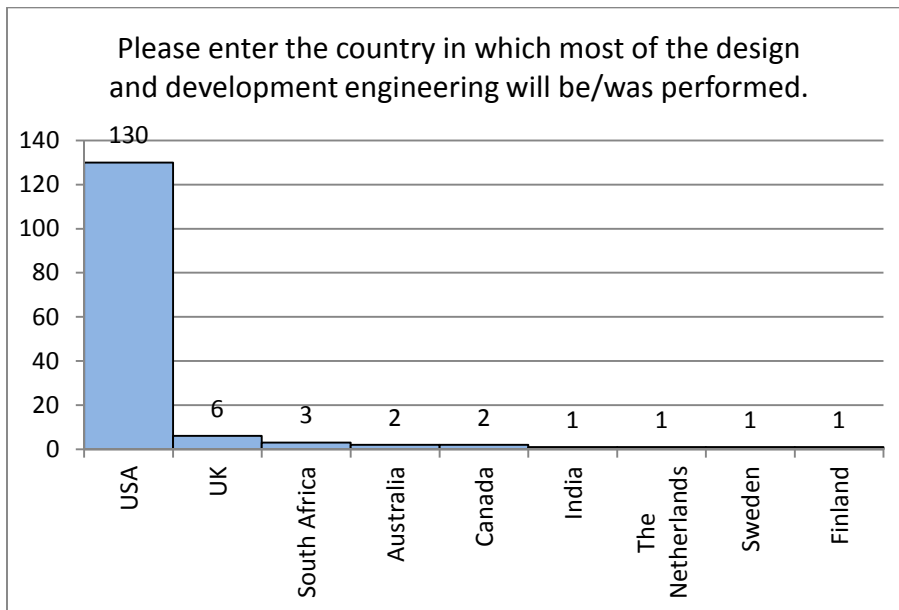


Figure 33: Question C.4 – Location of Design and Development Engineering Work

Table 6: Question C.5 – Other Notes of Importance About the Project

C.5	Is anything else particularly important in characterizing your project, product, contract, or organization within which it resides?
	Security classification issues (lack of cleared staff)
	Organizational issues (complex multi-national supply chain, subcontractors are also competitors, re-organizations, geographic distribution)
	Acquirer issues (multiple customers, incomplete requirements)
	Legacy products (defective GFE)
	Technology issues (reliability, environment, complexity, technology immaturity)
	Skill and resource issues (inexperienced developers, not enough SEs, PM discourages SE use)

5 Questionnaire Section D – Project Planning

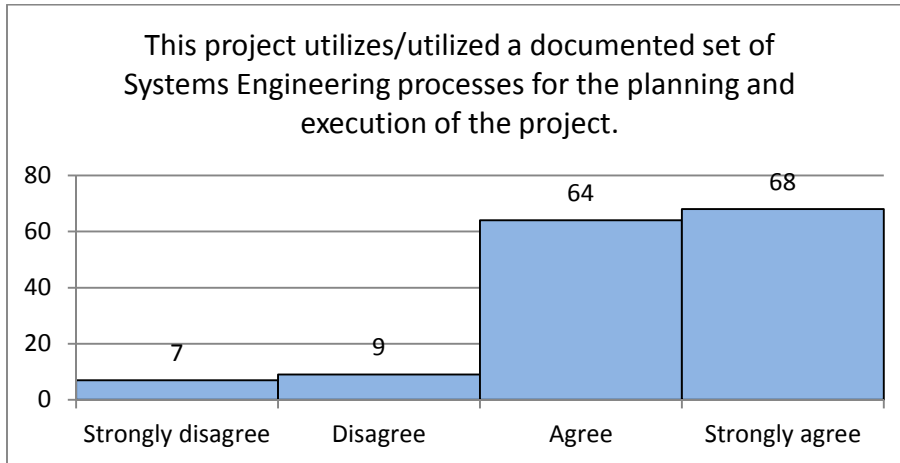


Figure 34: Question D.1 – Use of Documented SE Processes

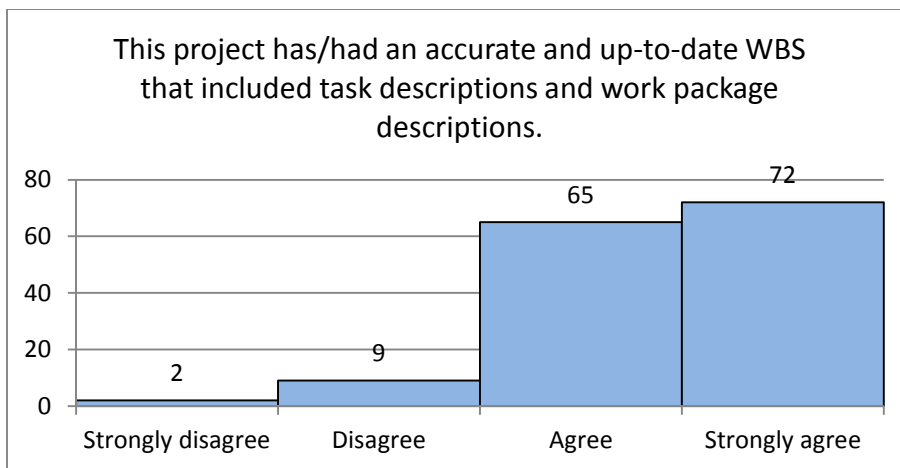


Figure 35: Question D.2 – Use of a WBS⁷

⁷ work breakdown structure

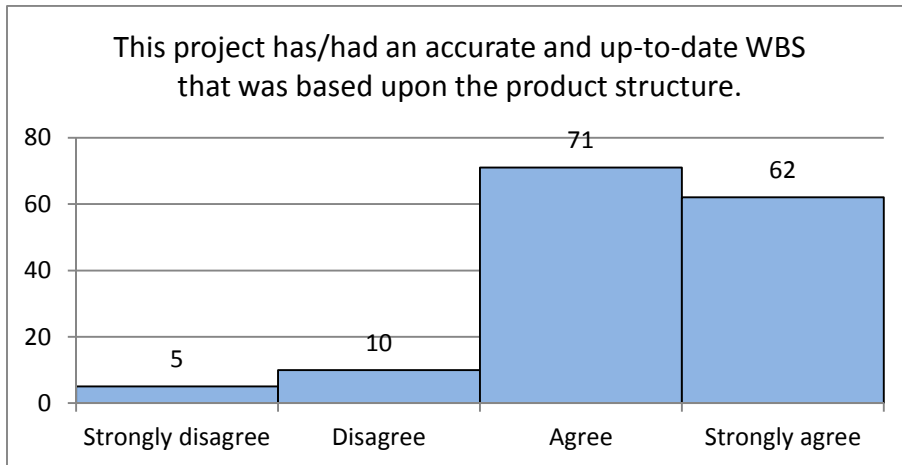


Figure 36: Question D.3 – Accuracy and Currency of the WBS

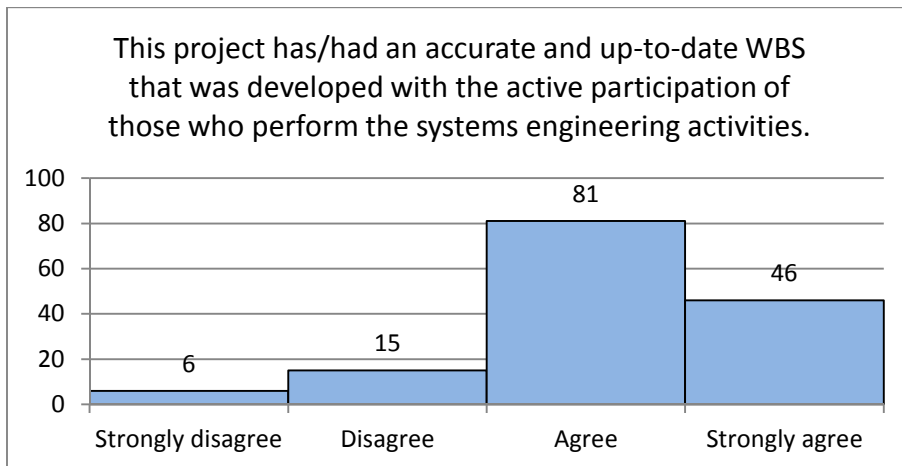


Figure 37: Question D.4 – Involvement of Systems Engineers in Maintaining the WBS

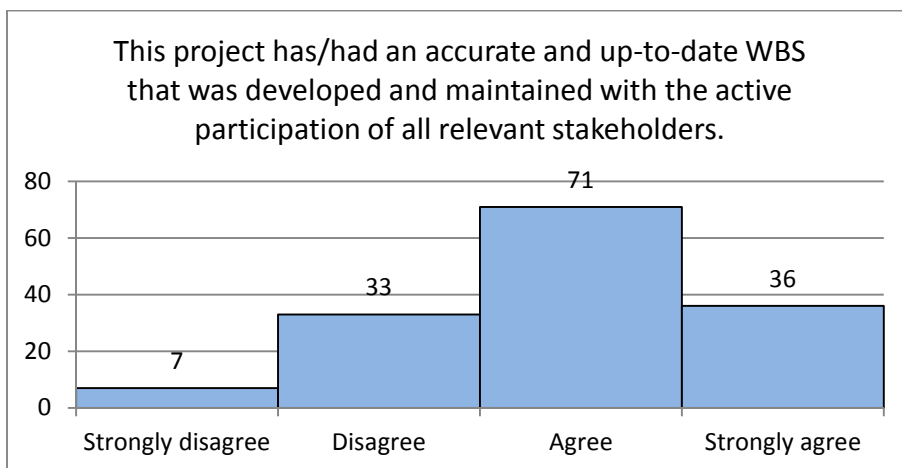


Figure 38: Question D.5 – Involvement of Stakeholders in Maintaining the WBS

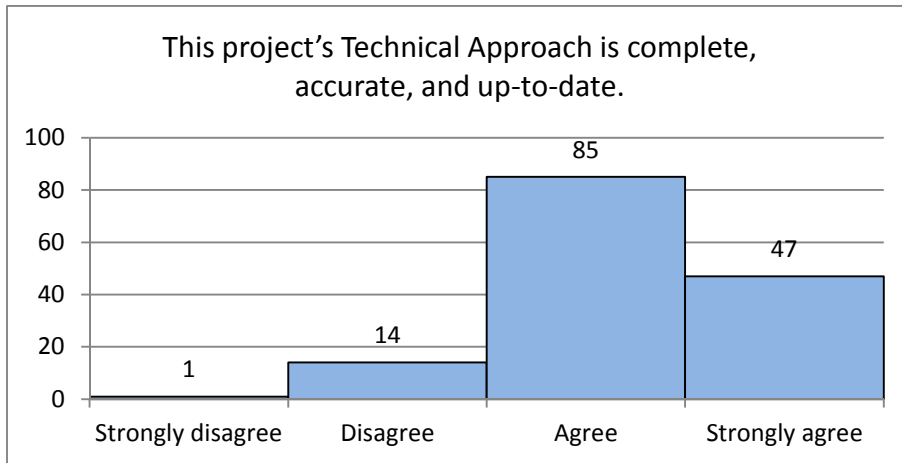


Figure 39: Question D.6 – Quality of the Technical Approach

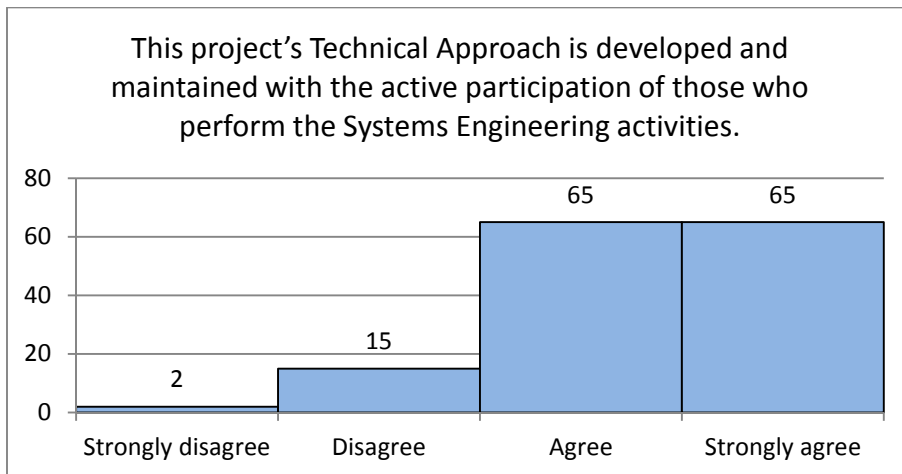


Figure 40: Question D.7 – Involvement of SE in Maintaining the Technical Approach

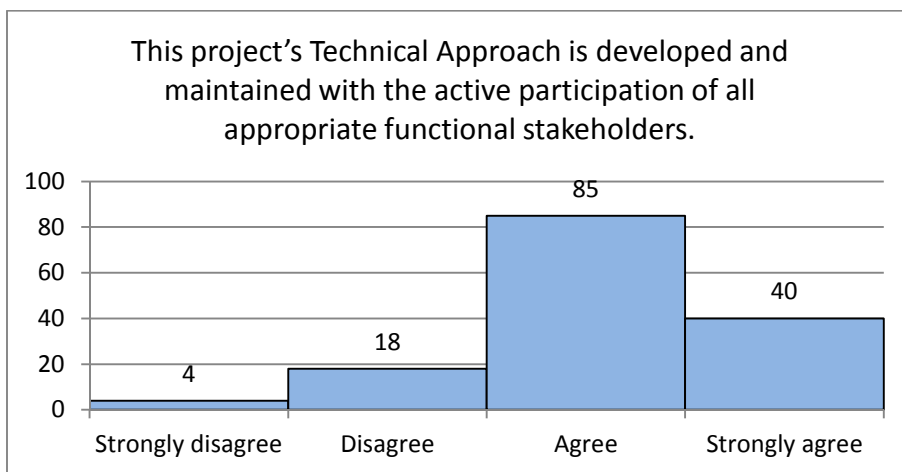


Figure 41: Question D.8 – Involvement of Stakeholders in Maintaining the Technical Approach

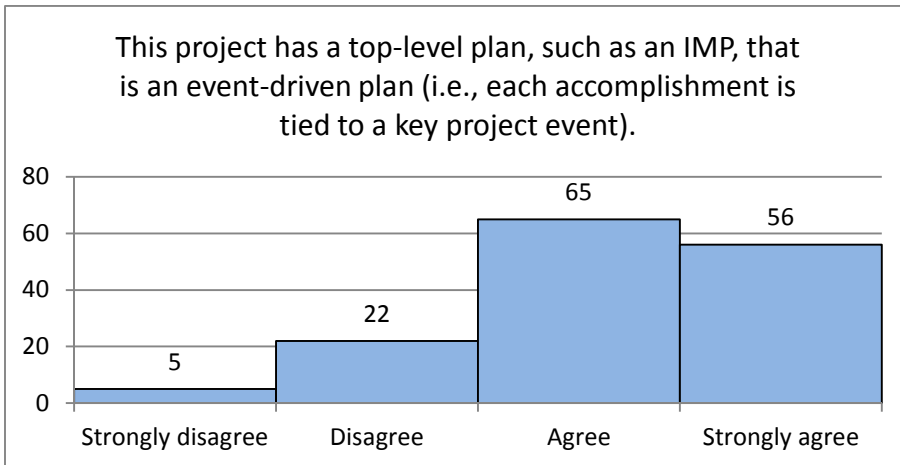


Figure 42: Question D.9 – Existence of a Top-Level Plan

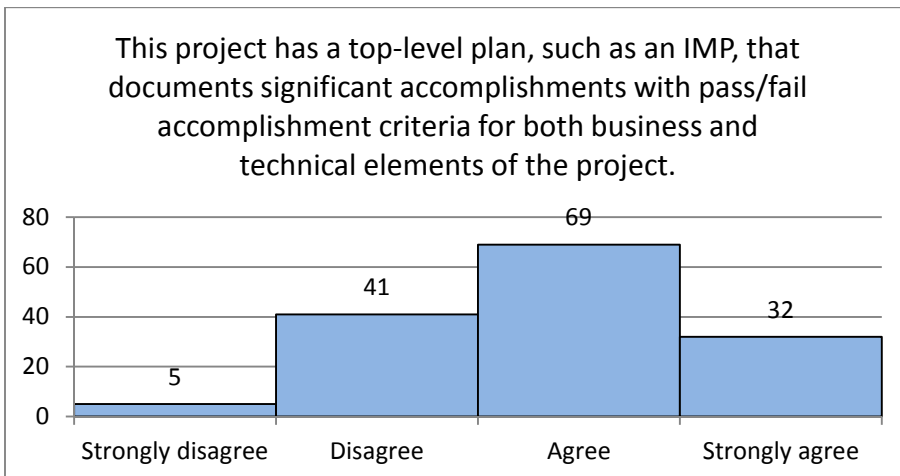


Figure 43: Question D.10 – Coverage of the Top-Level Plan

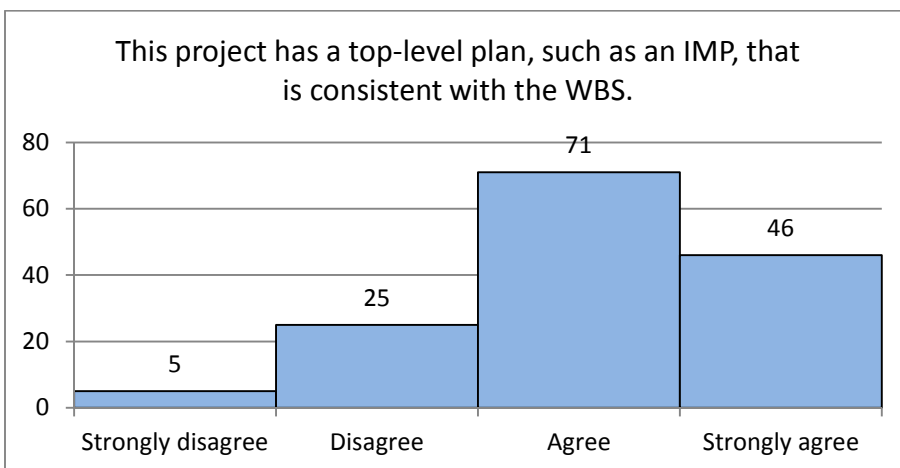


Figure 44: Question D.11 – Consistency of the Top-Level Plan with the WBS

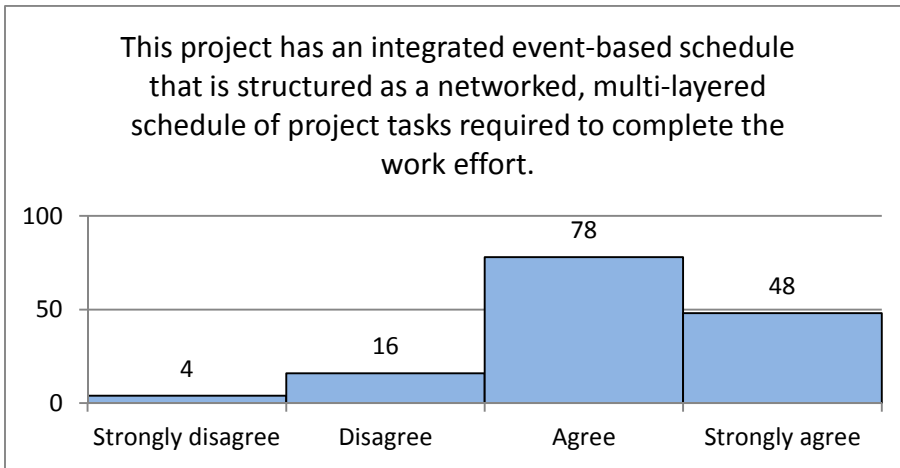


Figure 45: Question D.12 – Quality of the Schedule

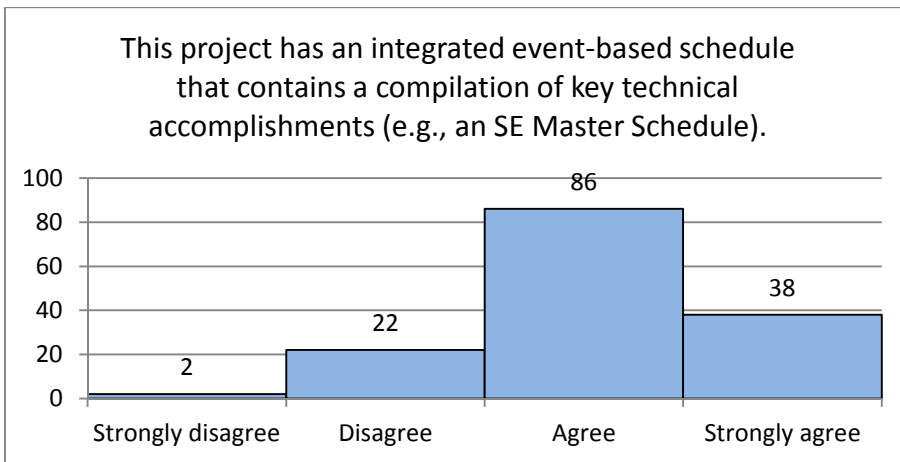


Figure 46: Question D.13 – Key Technical Accomplishments in the Schedule

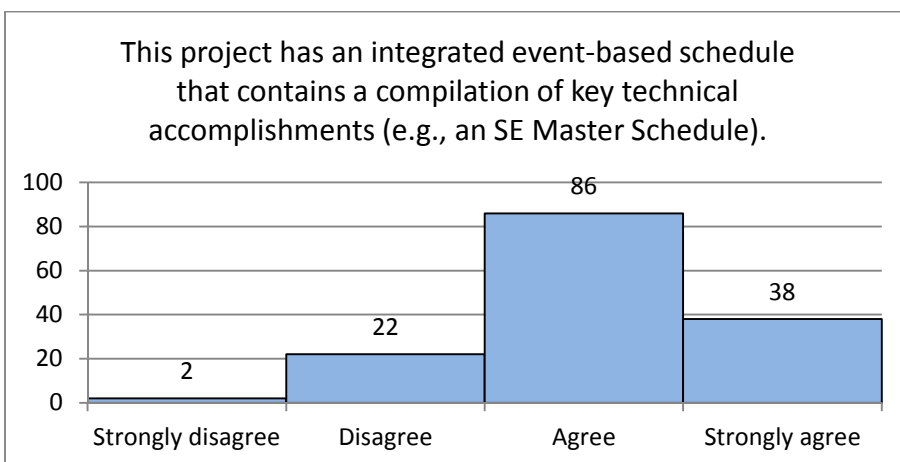


Figure 47: Question D.14 – Measurable Basis for the Schedule

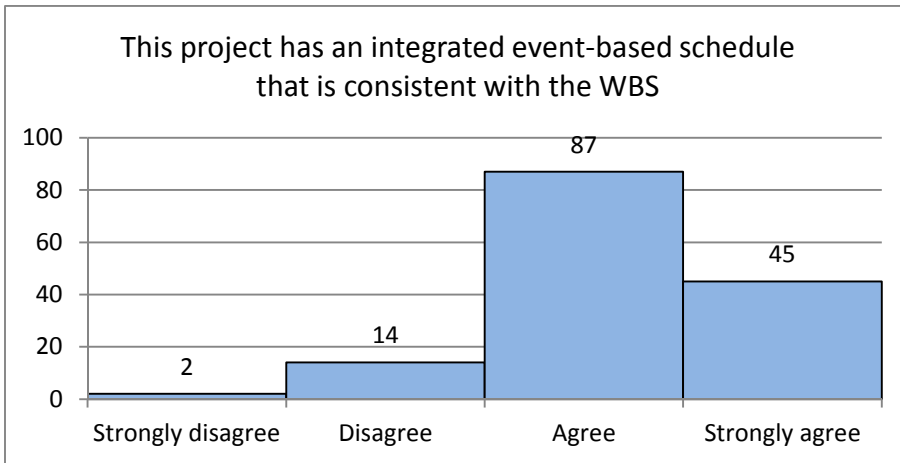


Figure 48: Question D.15 – The Schedule’s Consistency with the WBS

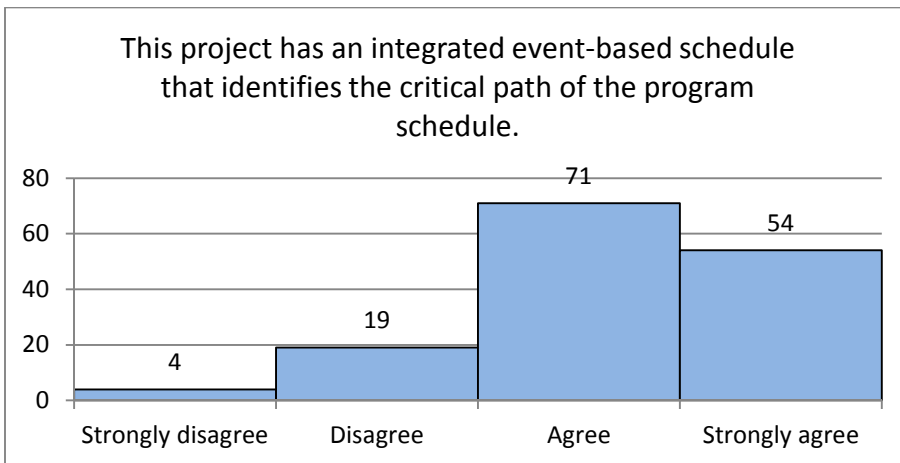


Figure 49: Question D.16 – Critical Path in the Schedule

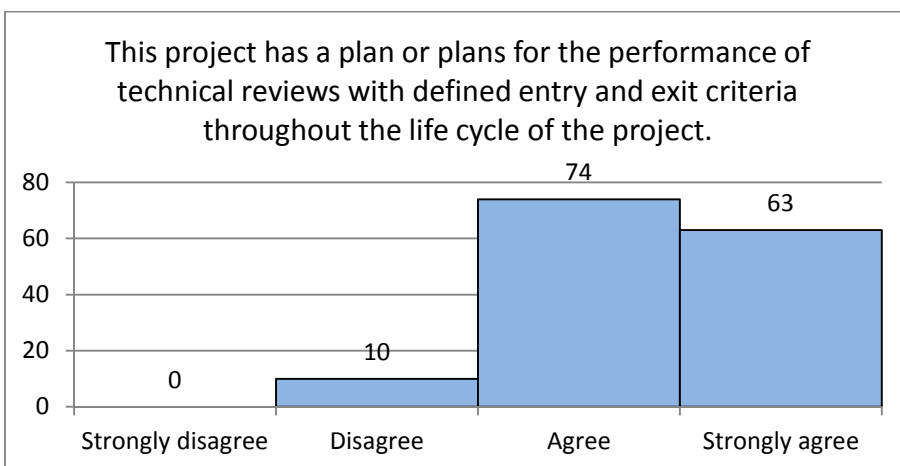


Figure 50: Question D.17 – Plan for Periodic Technical Reviews

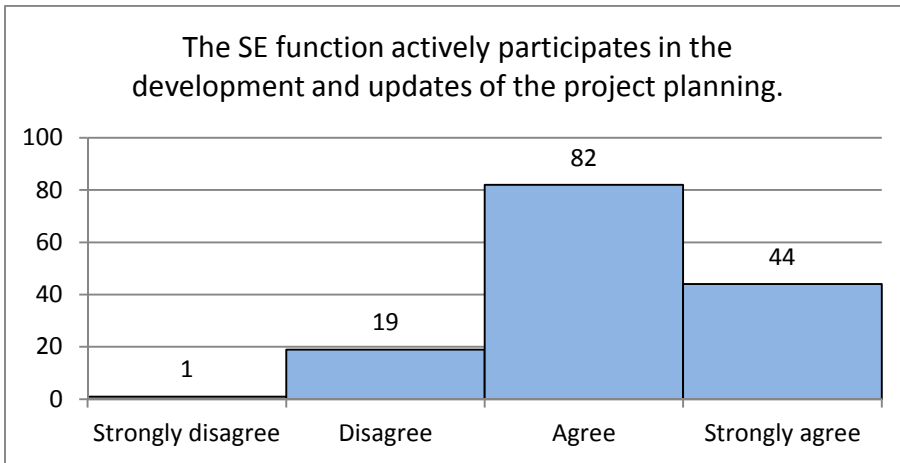


Figure 51: Question D.18 – SE involvement in Project Planning

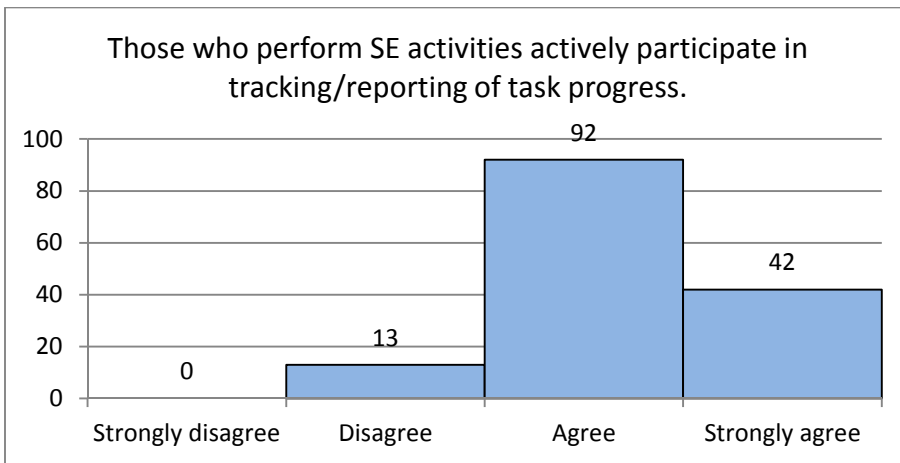


Figure 52: Question D.19 – SE Involvement in Tracking and Reporting Progress

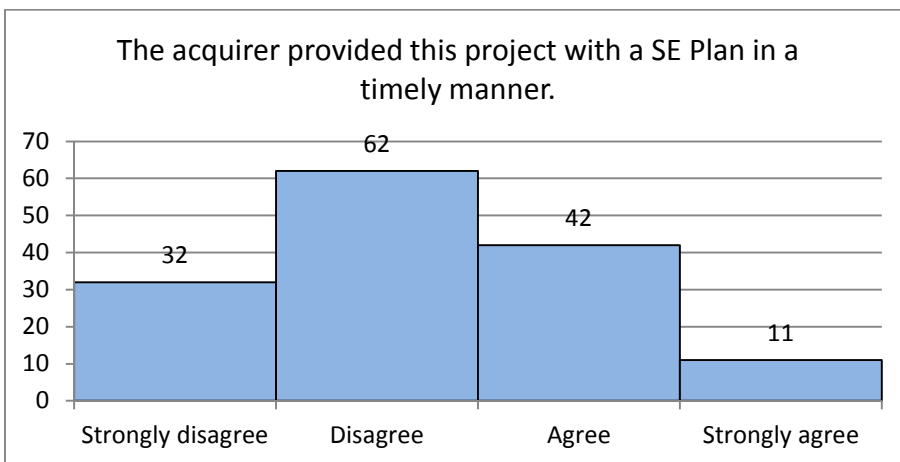


Figure 53: Question D.20 – Acquirer-Provided SE Plan

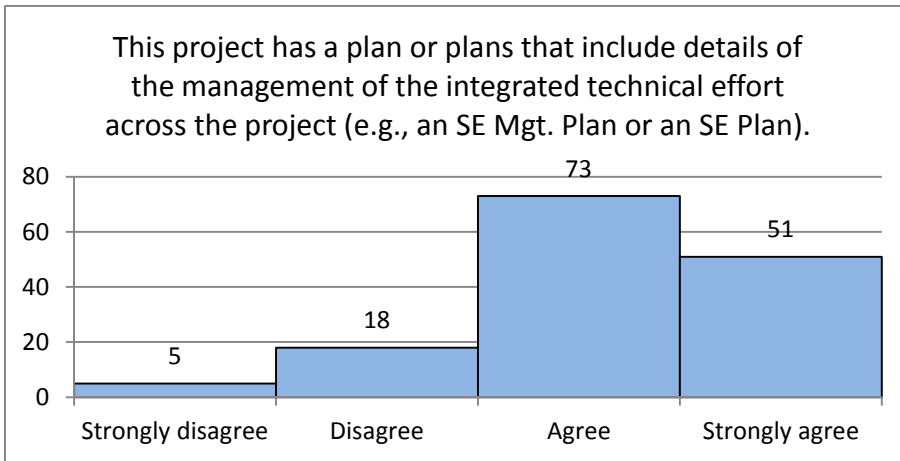


Figure 54: Question D.21 – Plan for Integrated Technical Effort

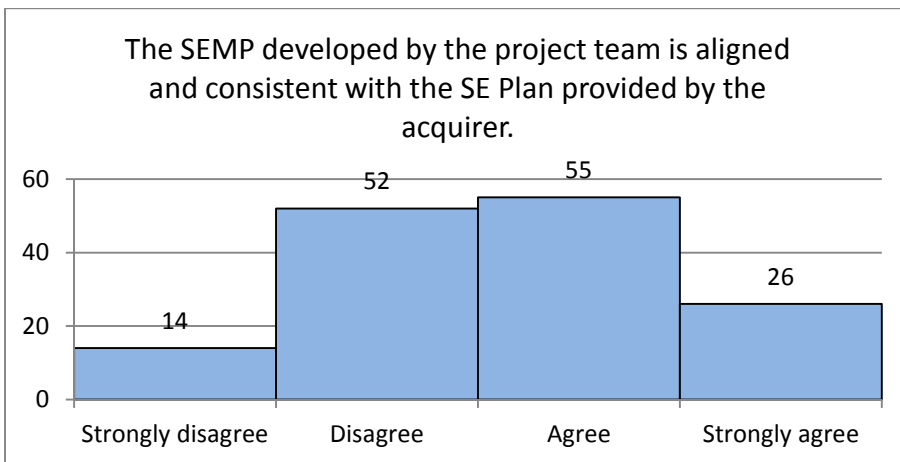


Figure 55: Question D.22 – SEMP Consistency with the Acquirer's SE Plan

6 Questionnaire Section E – Integrated Product Teams

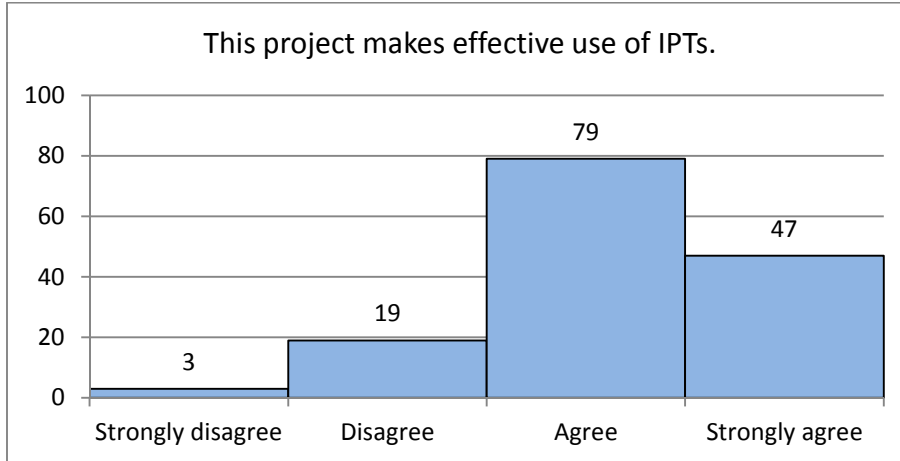


Figure 56: Question E.1 – Effectiveness of IPTs

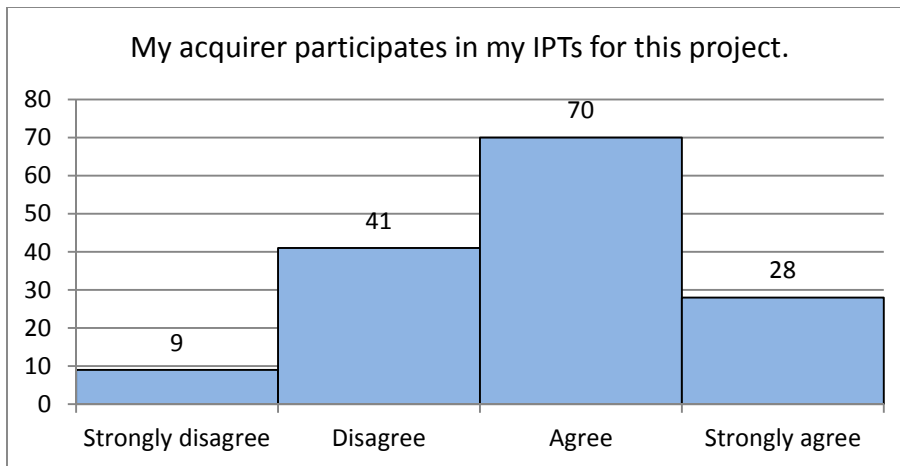


Figure 57: Question E.2 – Acquirer Participation in IPTs⁸

⁸ integrated product teams

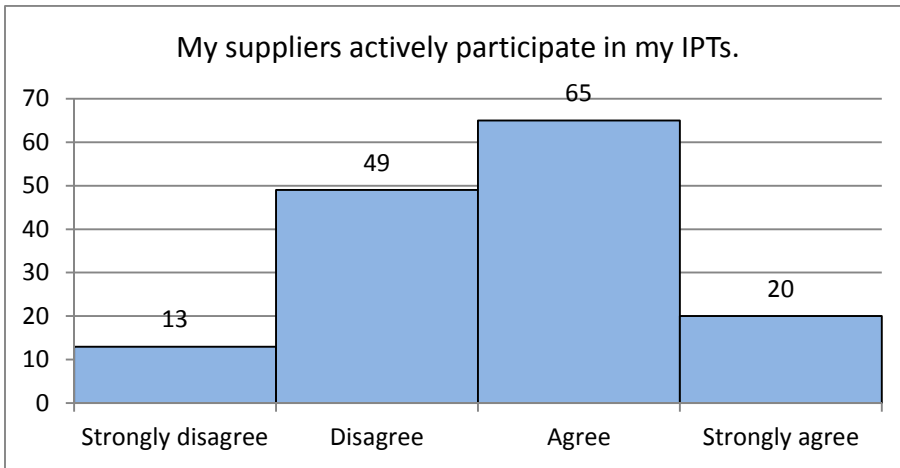


Figure 58: Question E.3 – Supplier Participation in IPTs

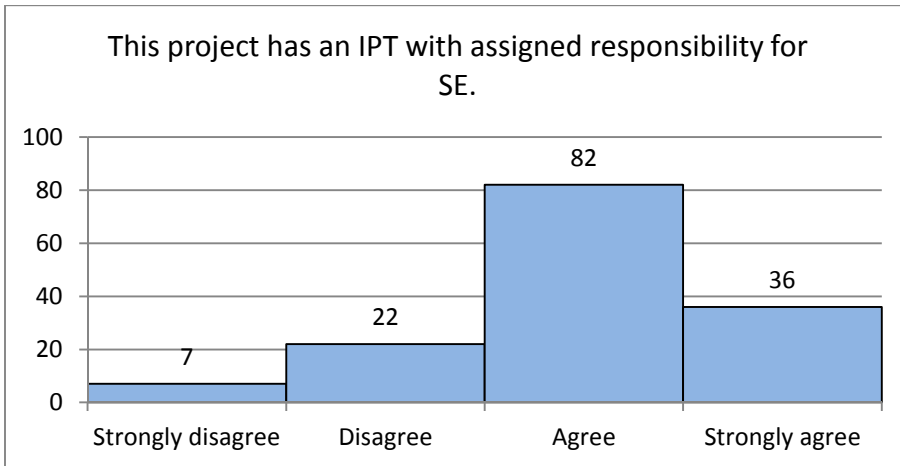


Figure 59: Question E.4 – IPT Responsibility for SE

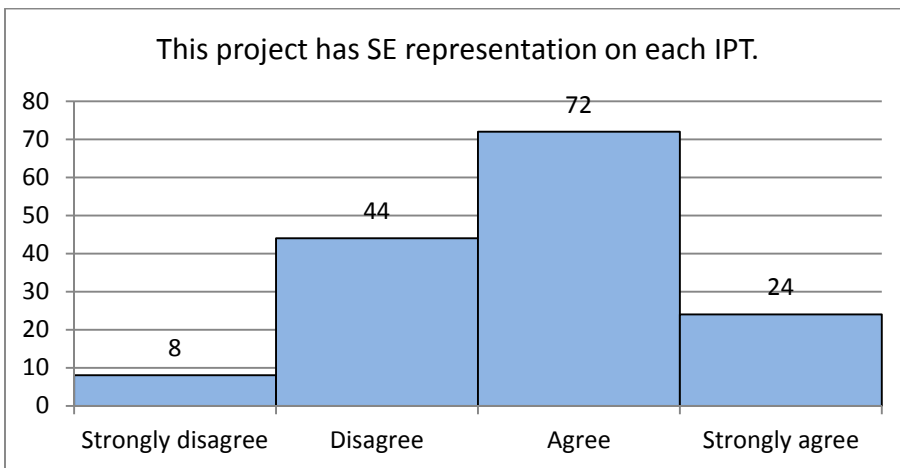


Figure 60: Question E.5 – SE Representation on IPTs

7 Questionnaire Section F – Risk Management

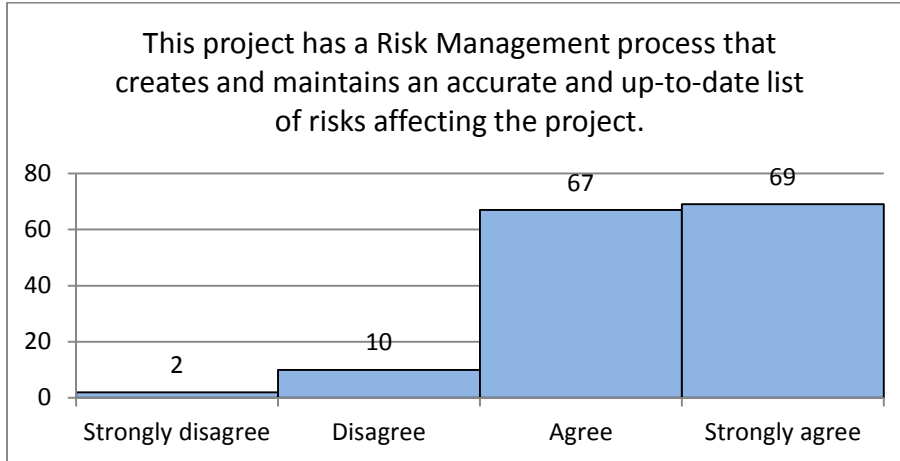


Figure 61: Question F.1 – List of project risks

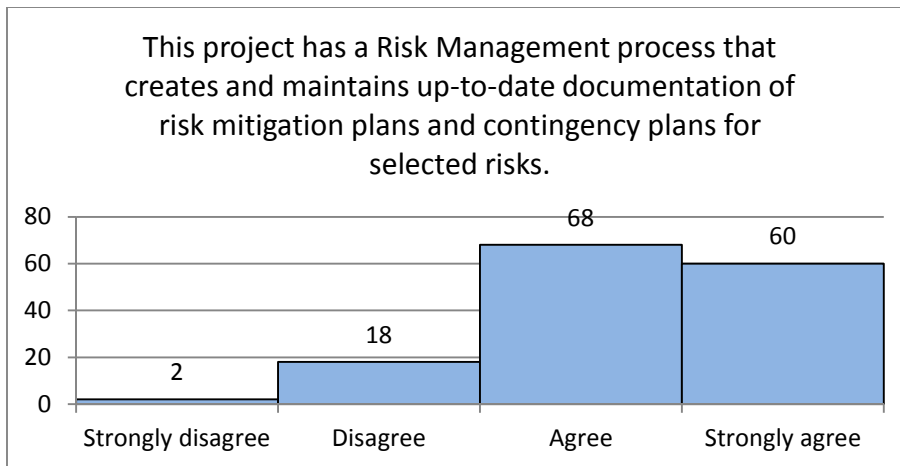


Figure 62: Question F.2 – Risk Management and Contingency Plans

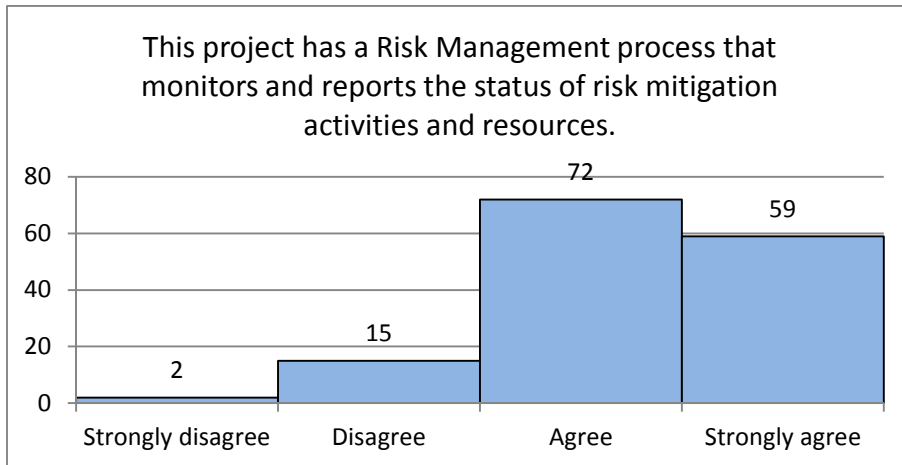


Figure 63: Question F.3 – Risk Mitigation Status and Resource Status Monitoring

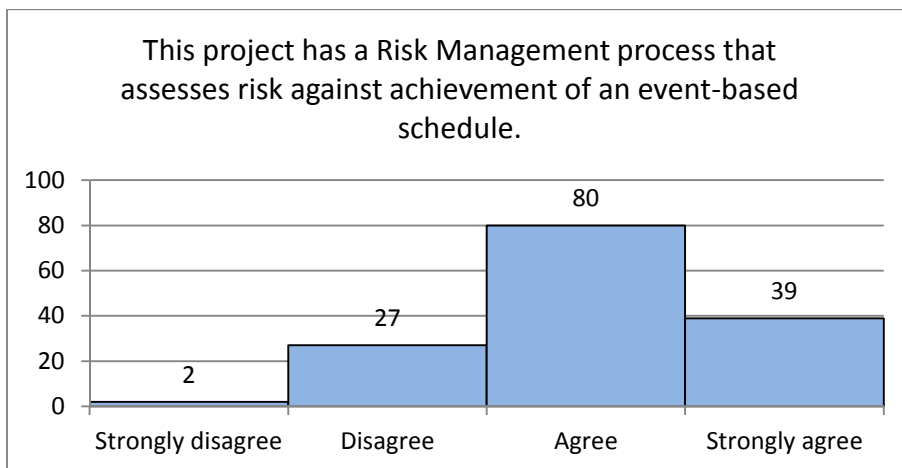


Figure 64: Question F.4 – Schedule Risk Assessment

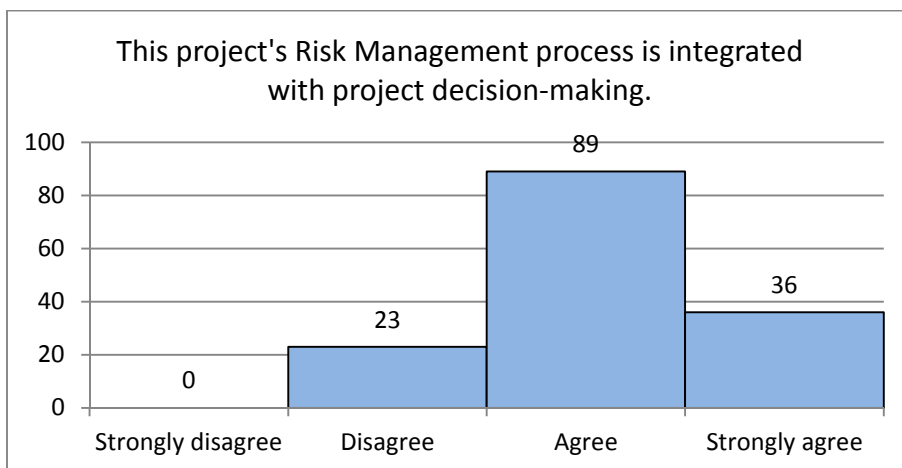


Figure 65: Question F.5 – Risk Management in Decision Making

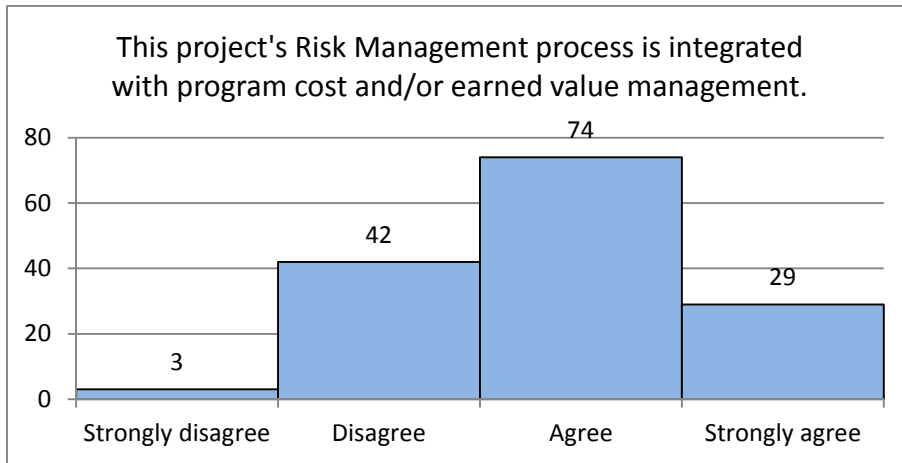


Figure 66: Question F.6 – Risk Management Integration with Cost Management

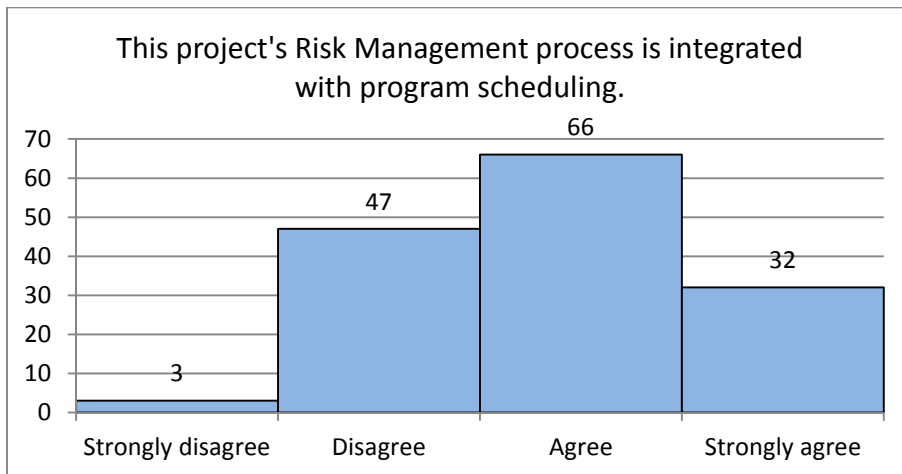


Figure 67: Question F.7 – Risk Management Integration with Program Scheduling

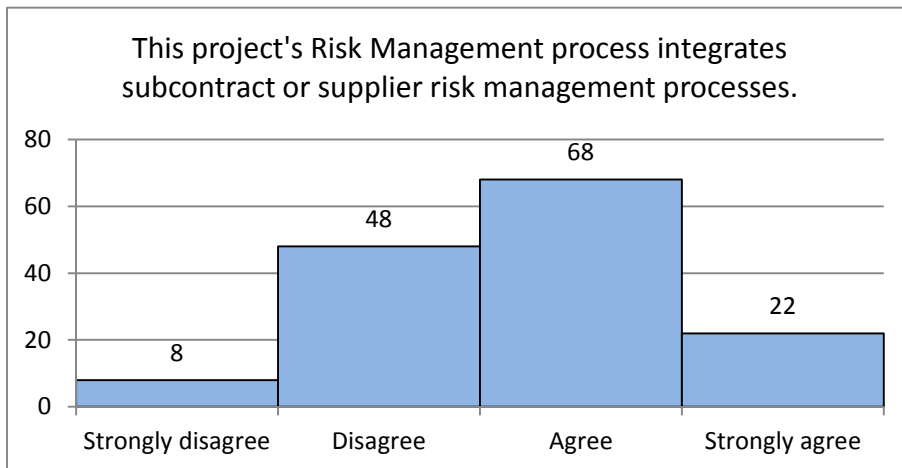


Figure 68: Question F.8 – Integration of Supplier Risk Management Processes

8 Questionnaire Section G – Requirements Development and Management

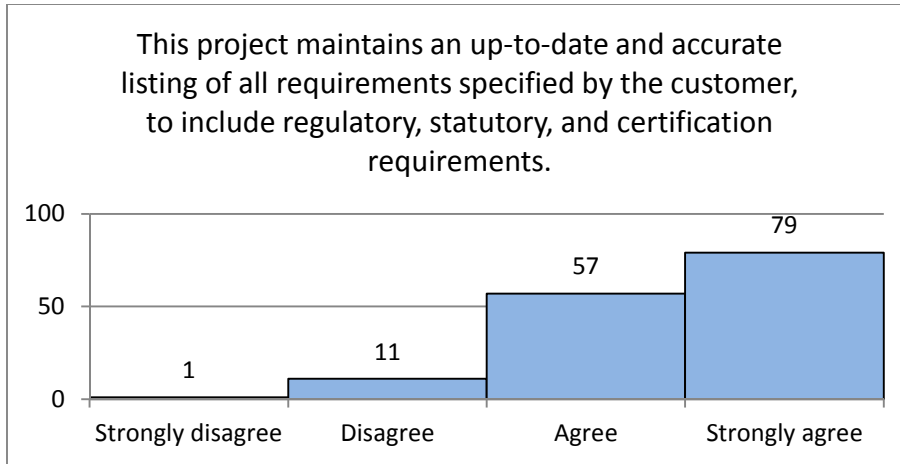


Figure 69: Question G.1 – Documentation of Customer Requirements

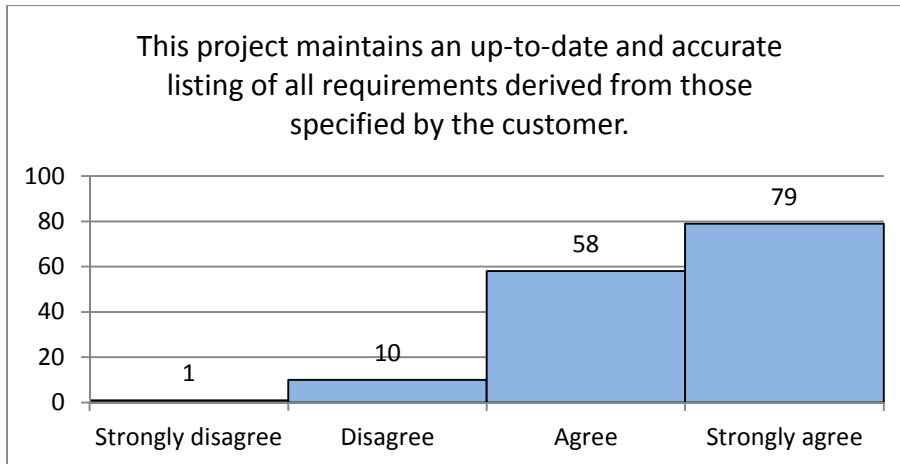


Figure 70: Question G.2 – Documentation of Derived Requirements

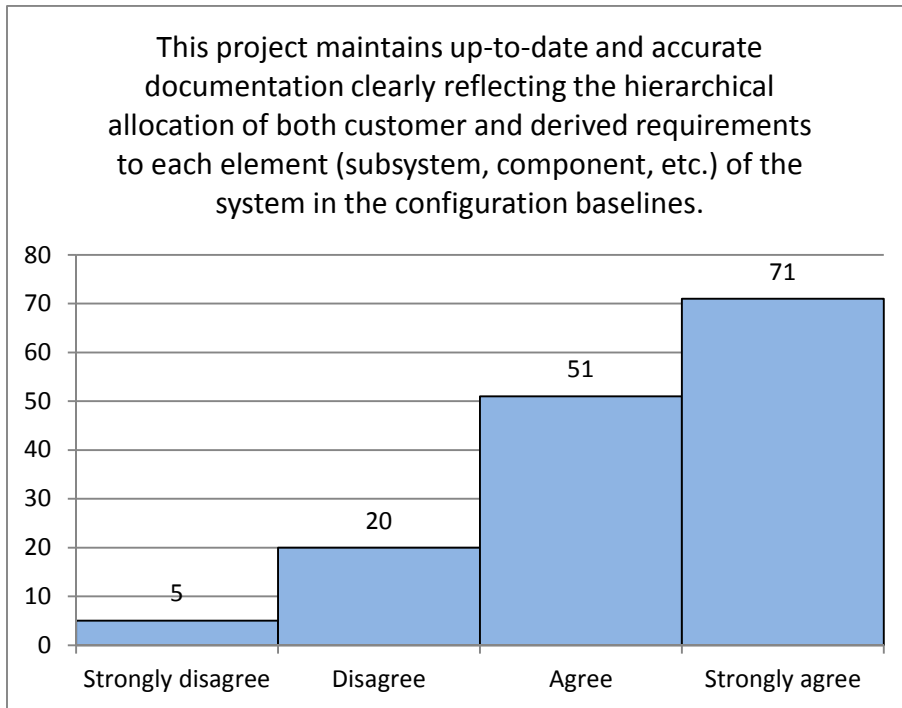


Figure 71: Question G.3 – Hierarchical Allocation of Requirements

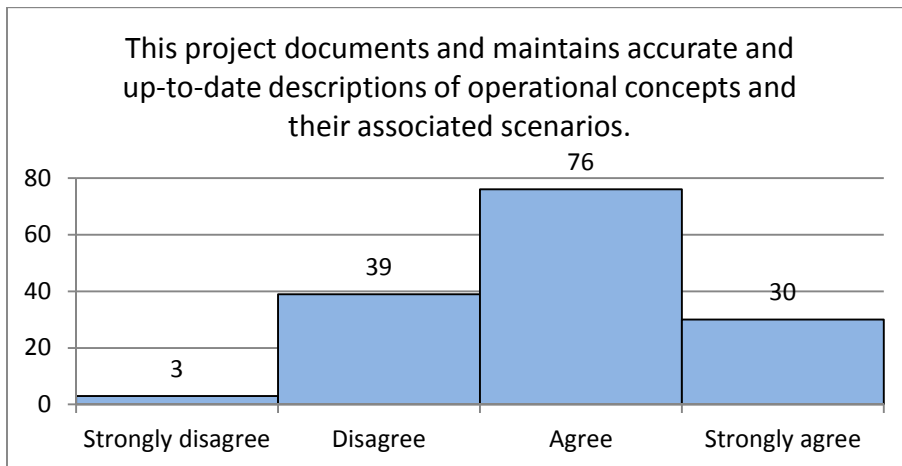


Figure 72: Question G.4 – Operational Concepts and Scenarios

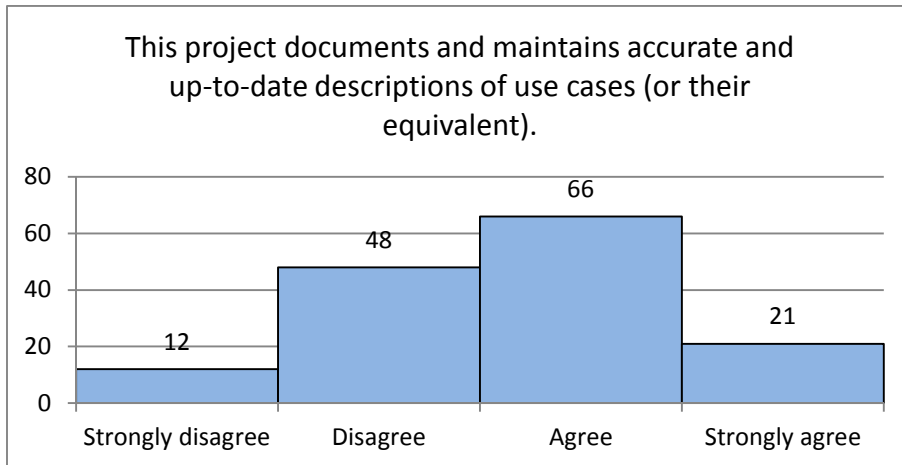


Figure 73: Question G.5 – Use Cases

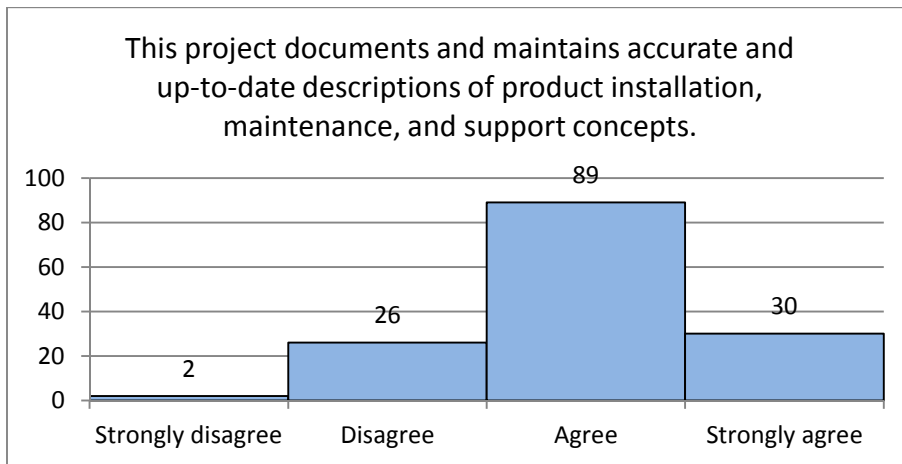


Figure 74: Question G.6 – Installation, Maintenance, and Support Concepts

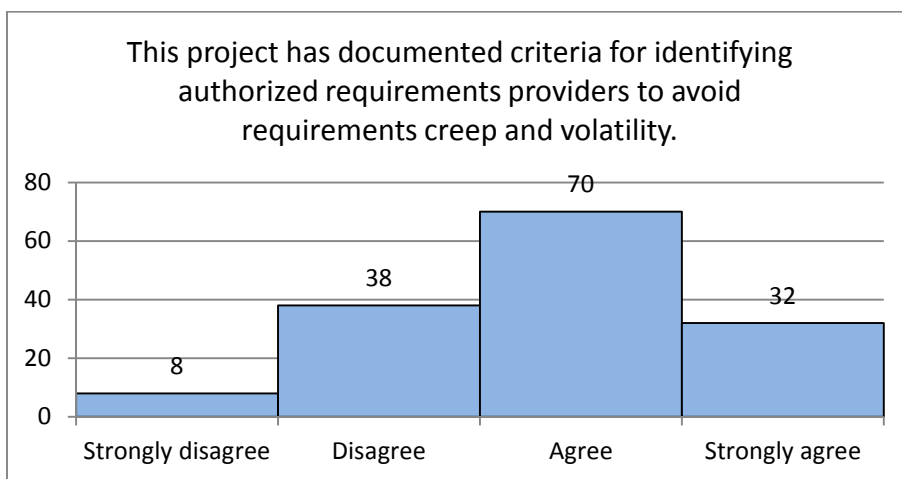


Figure 75: Question G.7 – Criteria for Authorizing Requirements Providers

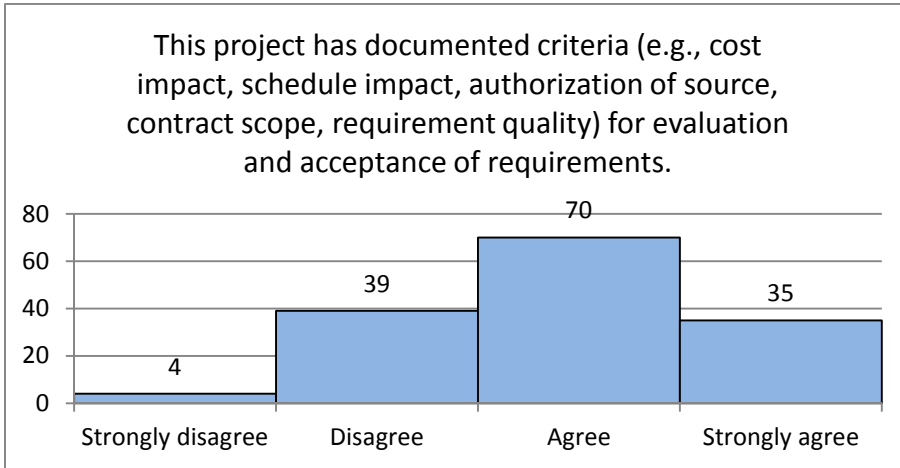


Figure 76: Question G.8 – Criteria for Accepting Requirements

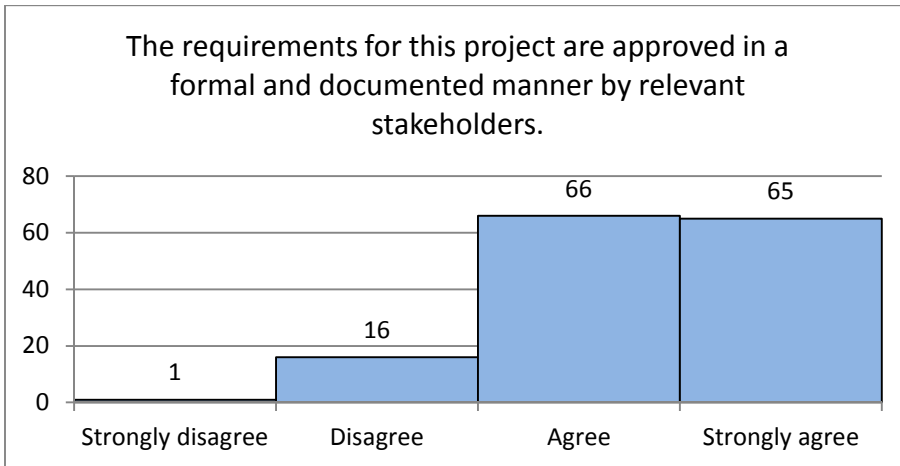


Figure 77: Question G.9 – Approval Process for Requirements

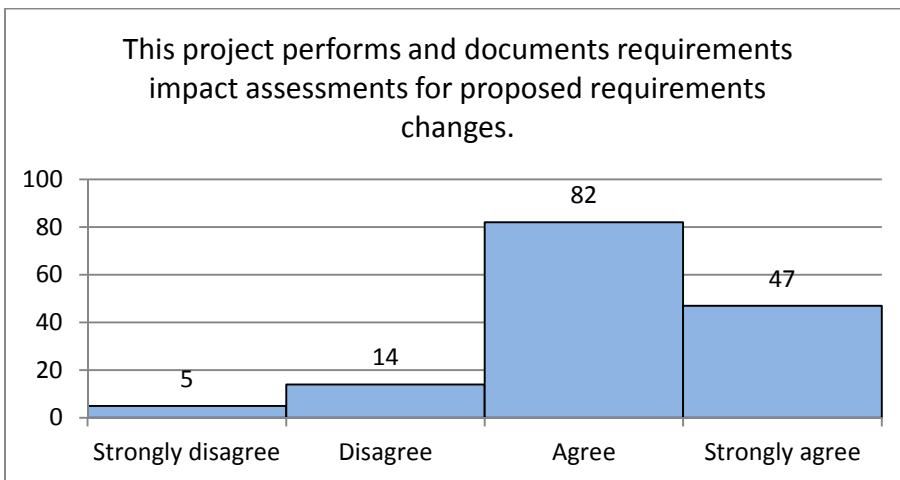


Figure 78: Question G.10 – Requirements Impact Assessments

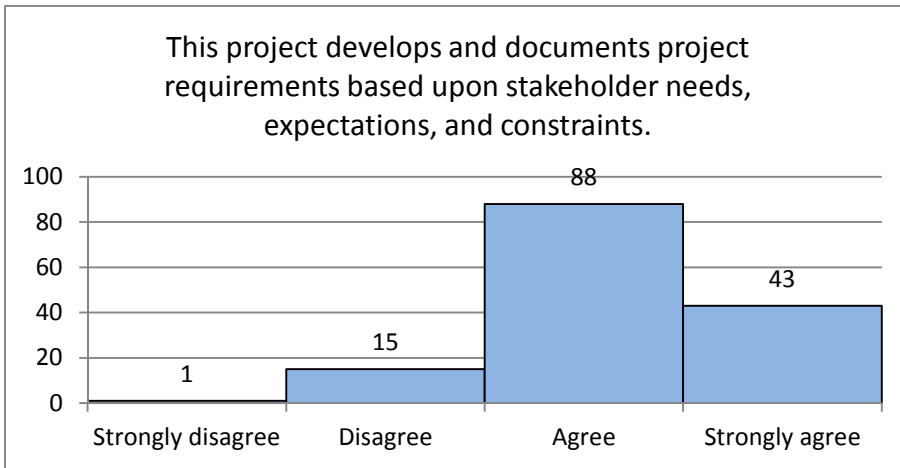


Figure 79: Question G.11 – Stakeholder-Based Requirements

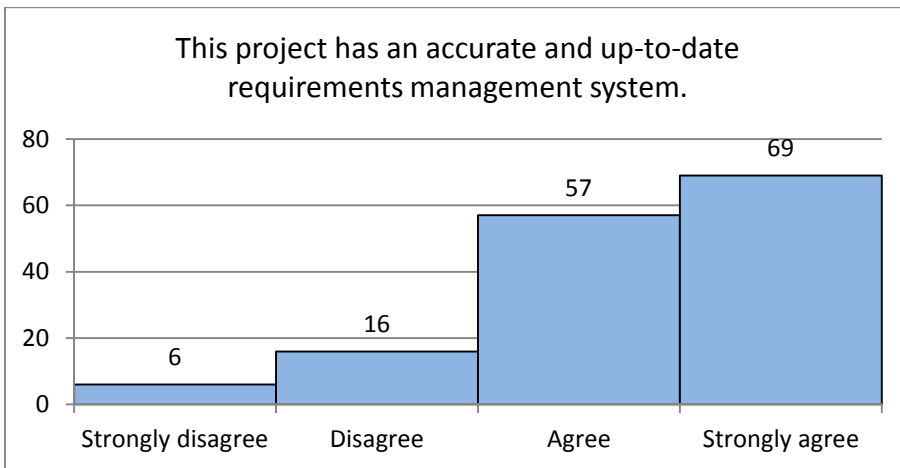


Figure 80: Question G.12 – Requirements Management System

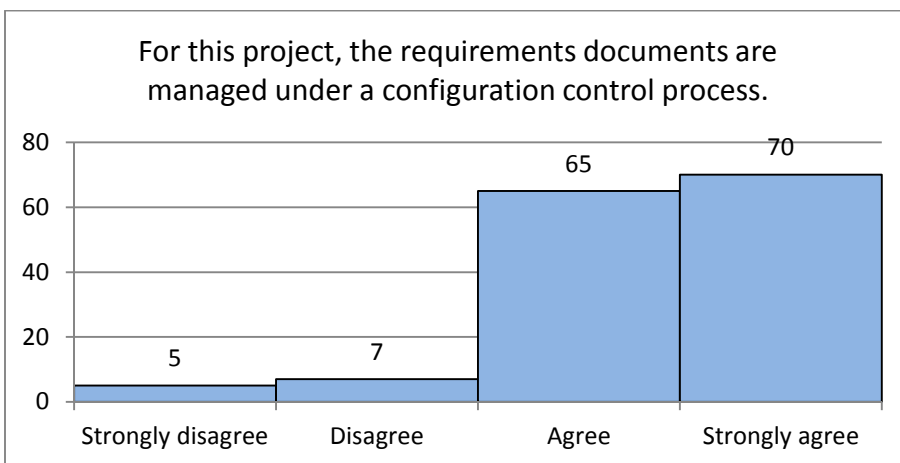


Figure 81: Question G.13 – Configuration Control of Requirements

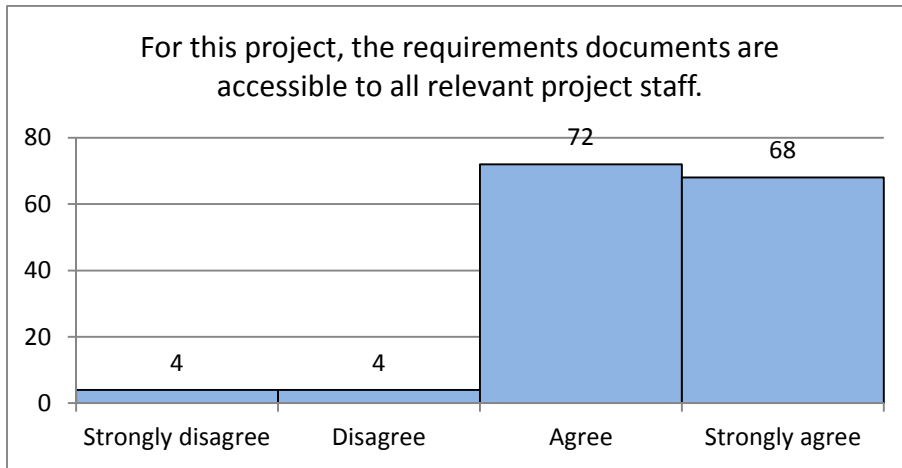


Figure 82: Question G.14 – Accessibility of Requirements

9 Questionnaire Section H – Trade Studies

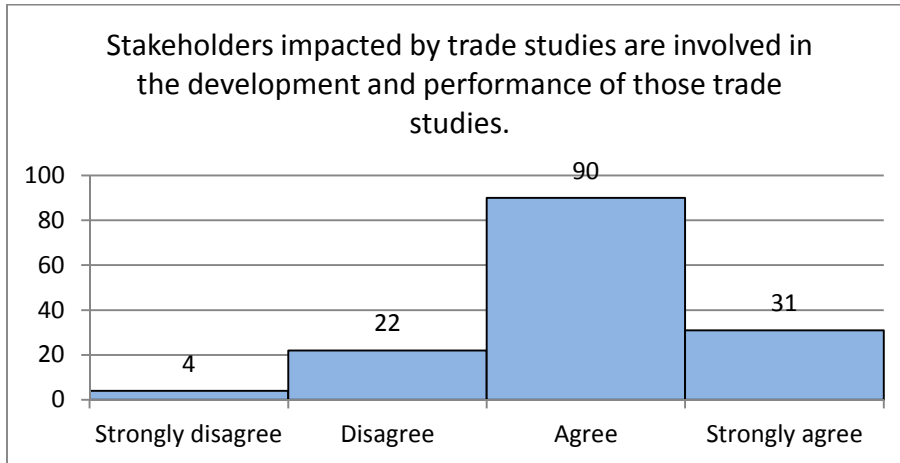


Figure 83: Question H.1 – Stakeholders Involvement in Trade Studies

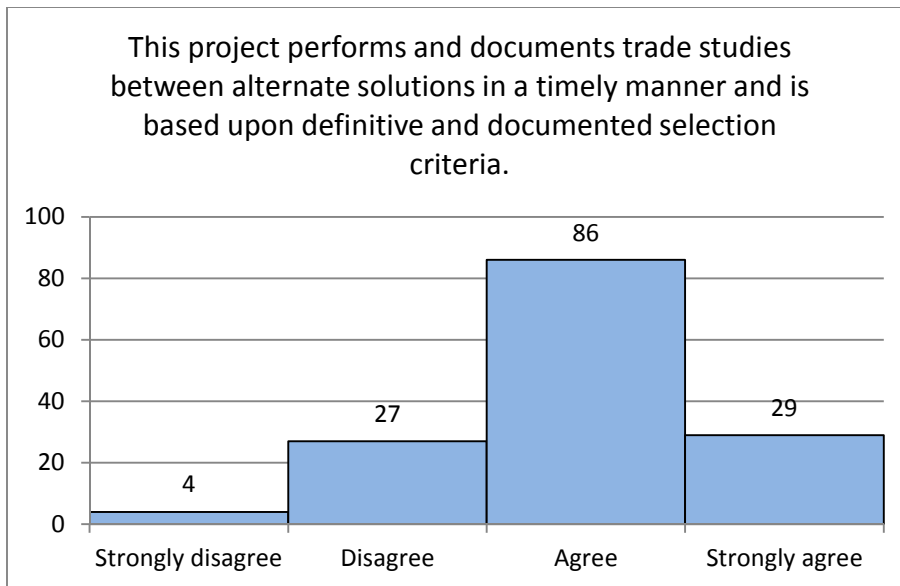


Figure 84: Question H.2 – Effectiveness of Trade Studies

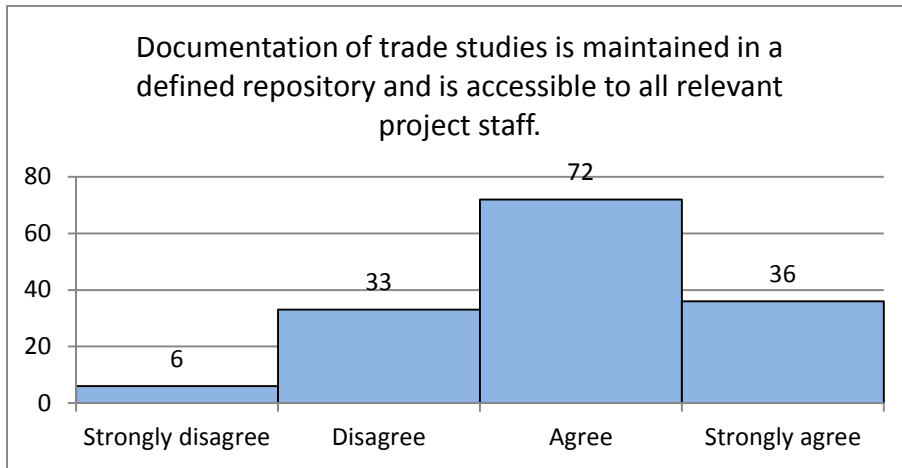


Figure 85: Question H.3 – Trade Study Documentation

10 Questionnaire Section I – Product Architecture

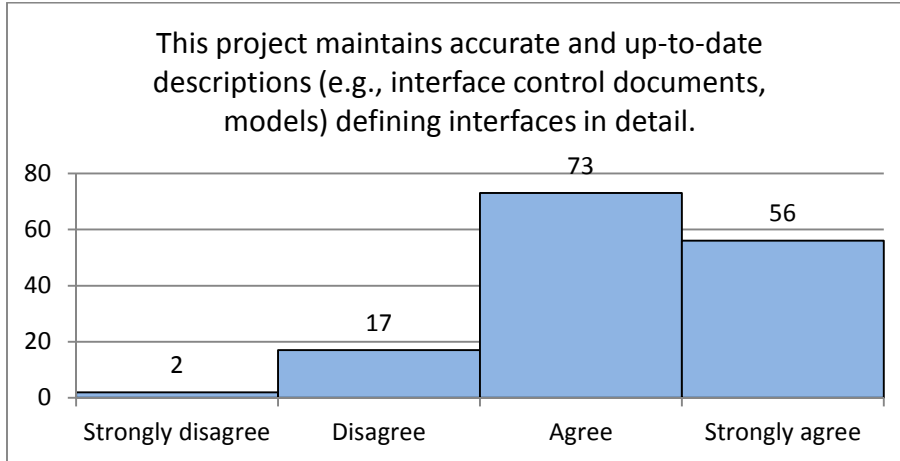


Figure 86: Question 1.1 – Quality of Interface Descriptions

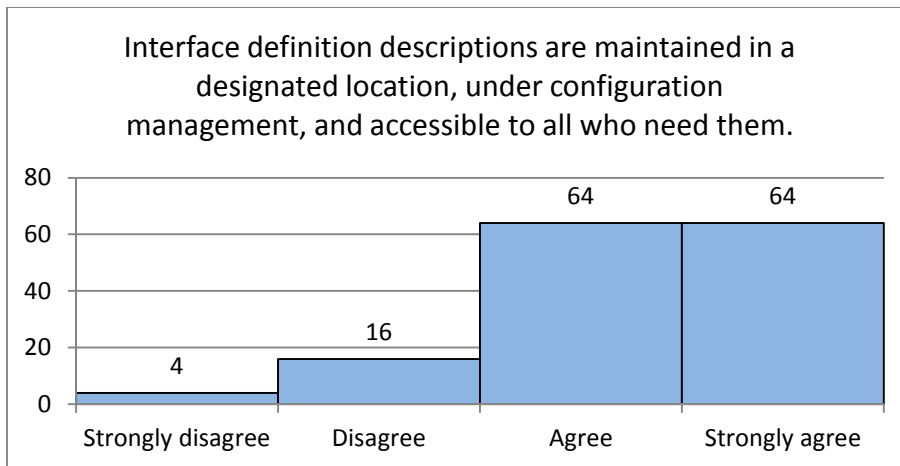


Figure 87: Question 1.2 – Management of Interface Descriptions

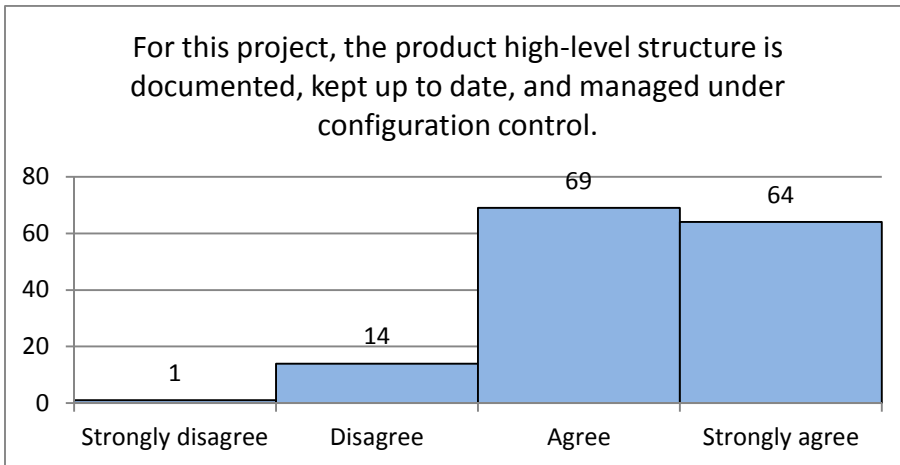


Figure 88: Question 1.3 – Maintained Documentation of the Product Structure

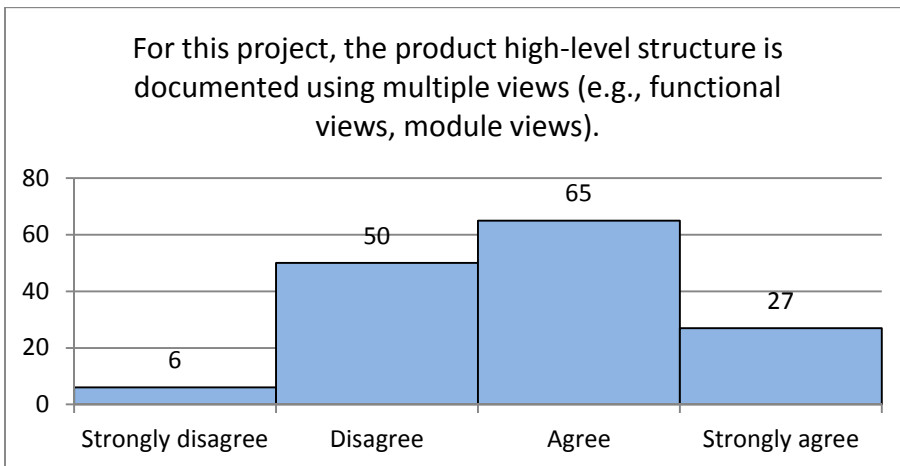


Figure 89: Question 1.4 – Multiple Views of the Product Structure

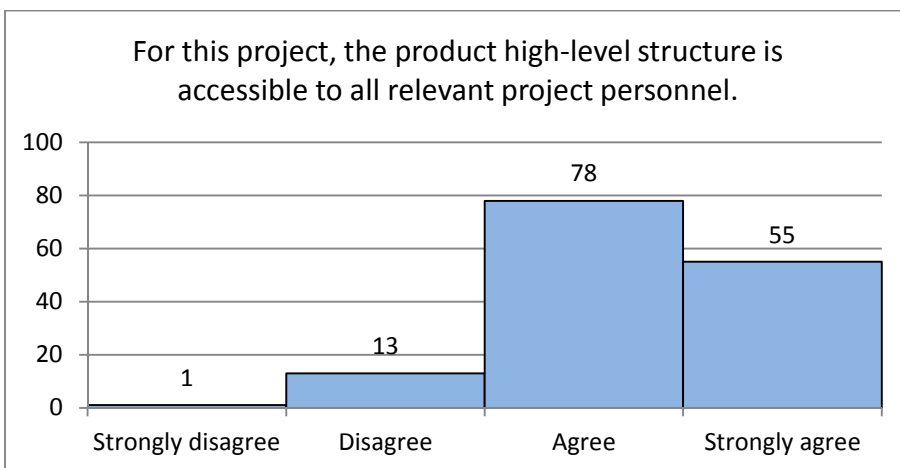


Figure 90: Question 1.5 – Accessibility of Product Structure Documentation

11 Questionnaire Section J – Product Integration

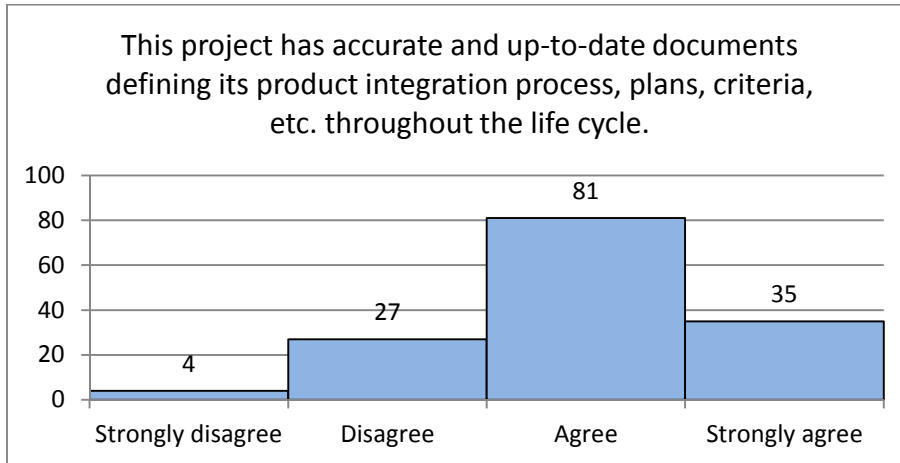


Figure 91: Question J.1 – Documented Product Integration Process

12 Questionnaire Section K – Verification

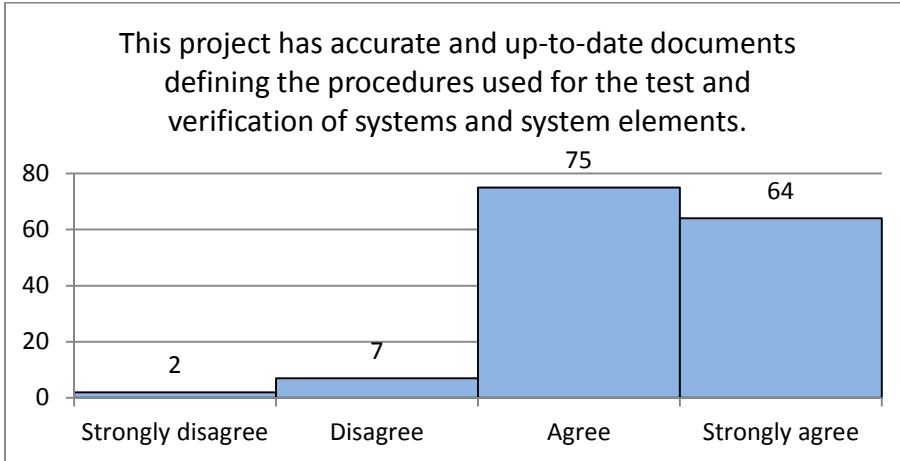


Figure 92: Question K.1 – Documented Verification Procedures

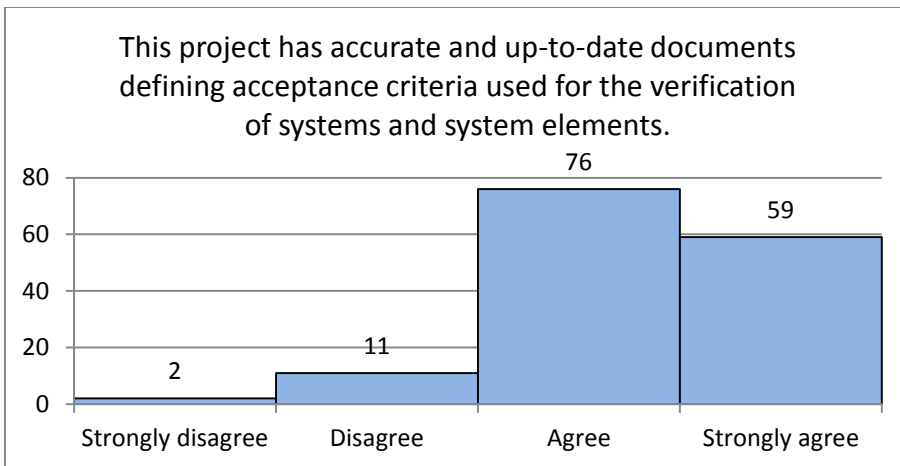


Figure 93: Question K.2 – Documented Acceptance Criteria for Verification

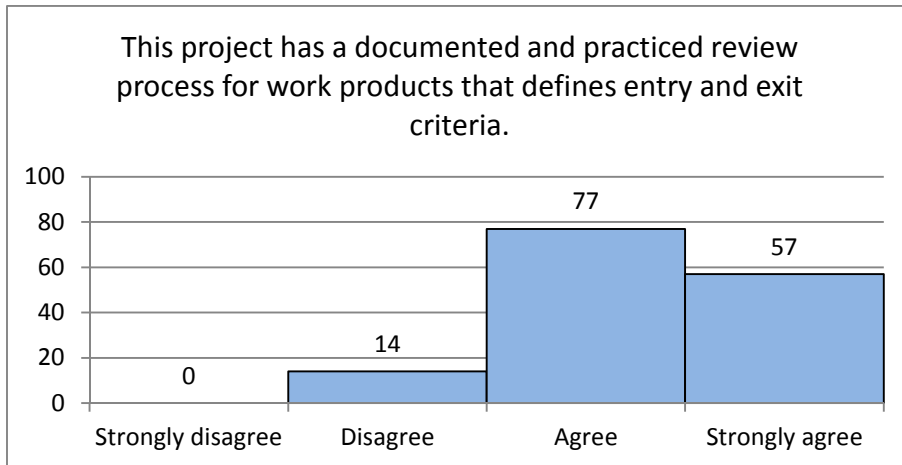


Figure 94: Question K.3 – Documented and Practiced Review Process

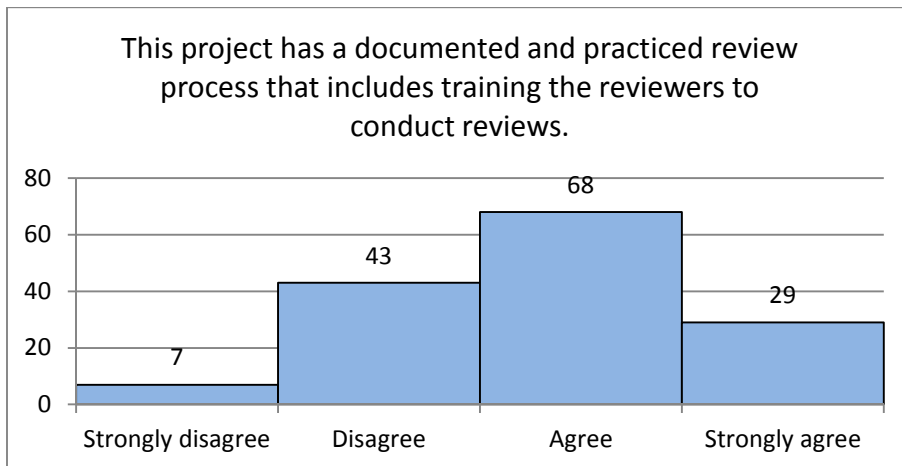


Figure 95: Question K.4 – Training for the Review Process

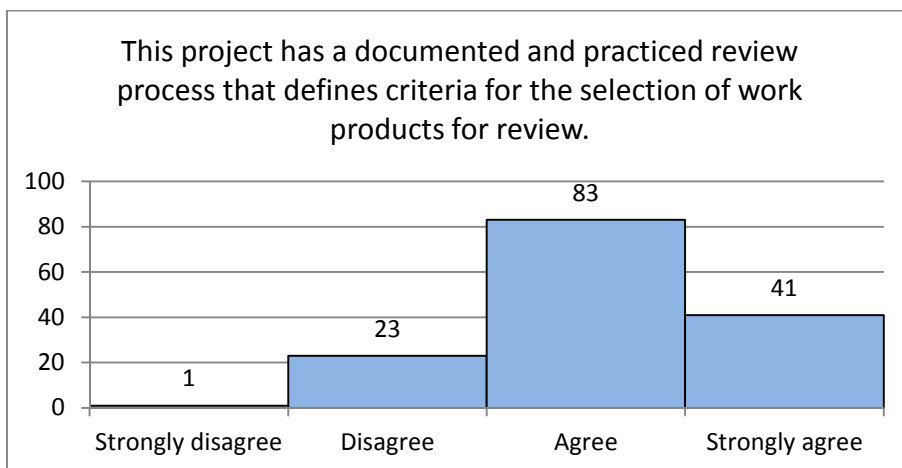


Figure 96: Question K.5 – Criteria for Selecting Work Products for Review

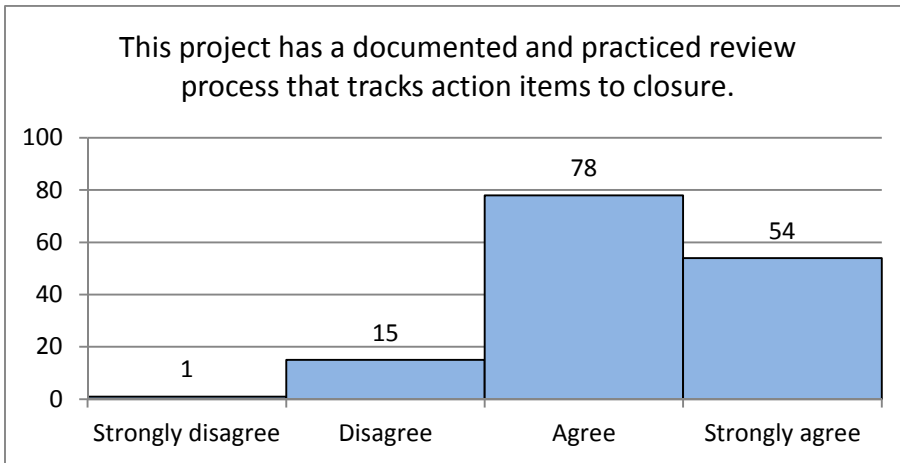


Figure 97: Question K.6 – Action Item Tracking

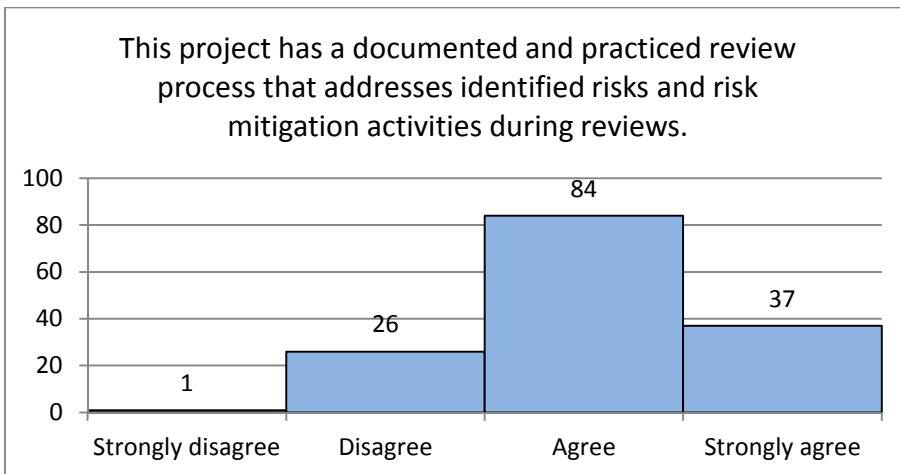


Figure 98: Question K.7 – Inclusion of Risk Management in the Review Process

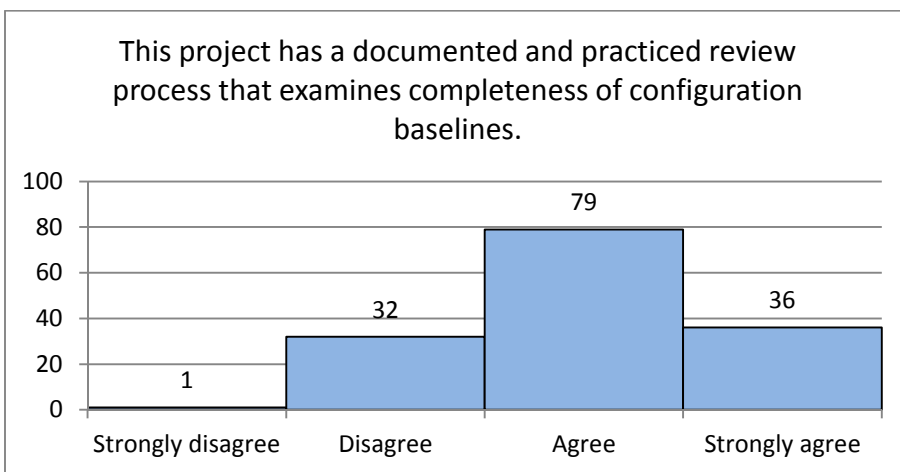


Figure 99: Question K.8 – Inclusion of Configuration Baselines in the Review Process

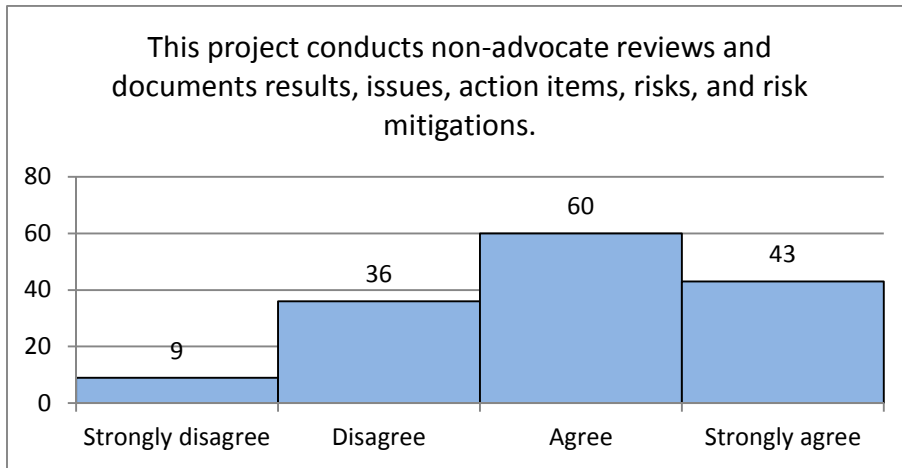


Figure 100: Question K.9 – Documentation of Review Results

13 Questionnaire Section L – Validation

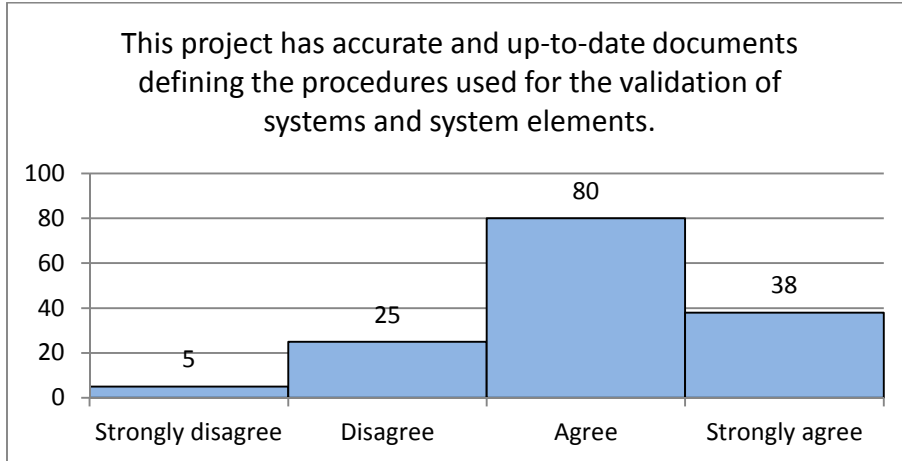


Figure 101: Question L.1 – Documented Validation Procedures

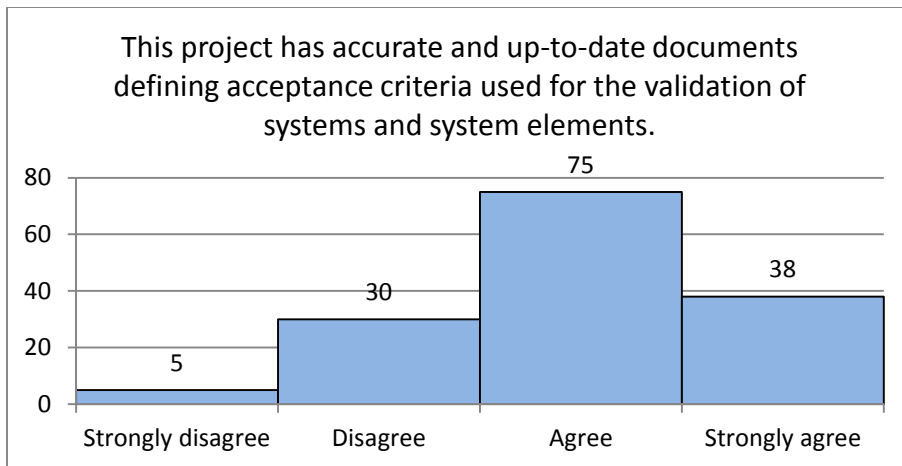


Figure 102: L.2 – Documented Acceptance Criteria for Validation

14 Questionnaire Section M – Configuration Management

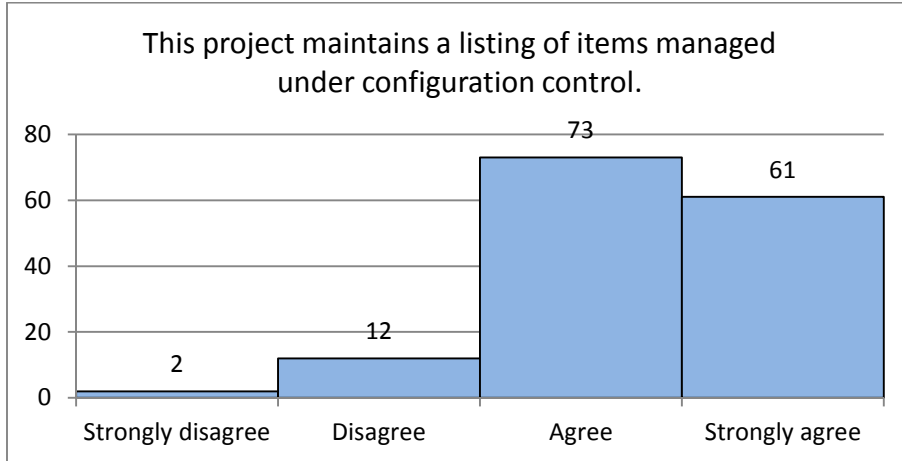


Figure 103: Question M.1 – Items Under Configuration Control

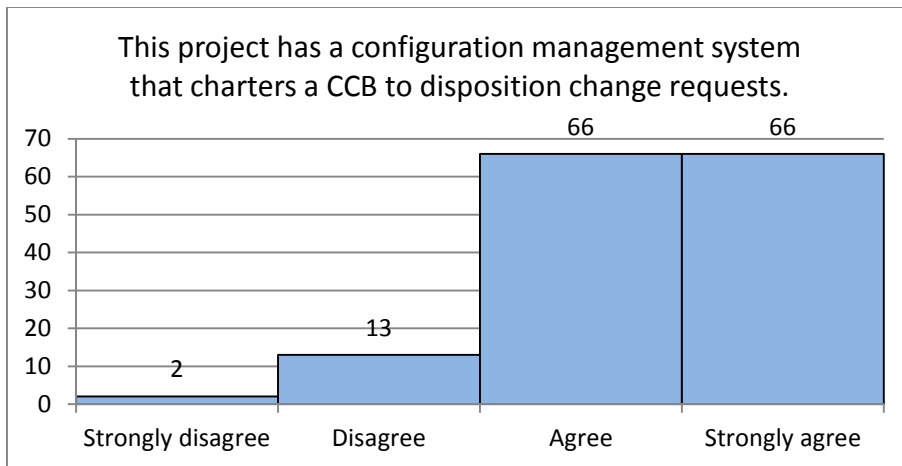


Figure 104: Question M.2 – Configuration Control Board

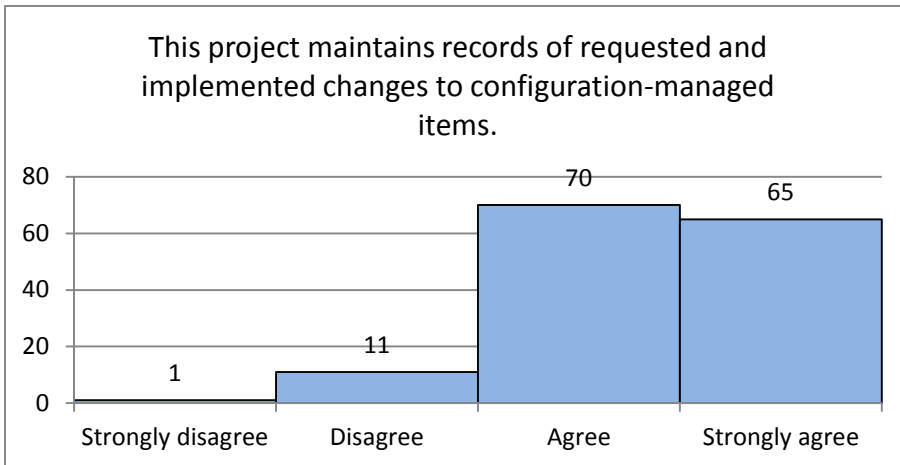


Figure 105: Question M.3 – Change Records

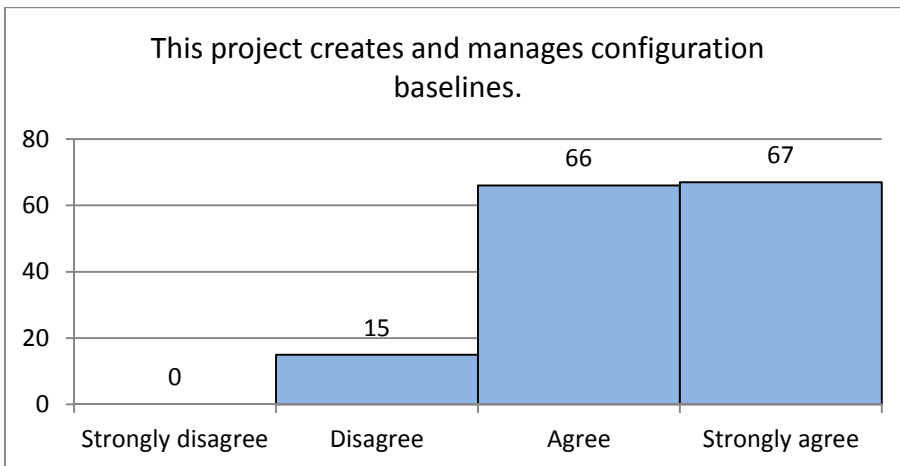


Figure 106: Question M.4 – Configuration Baselines

15 Questionnaire Section N – Project Performance

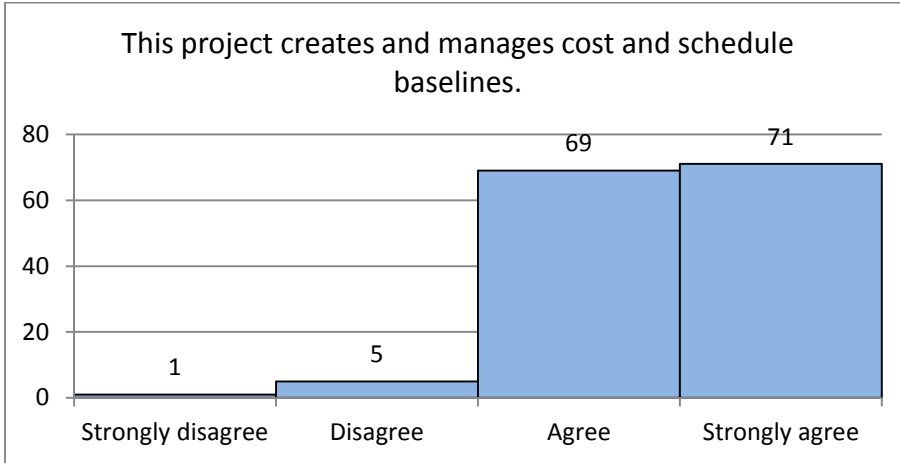


Figure 107: Question N.1 – Cost and Schedule Baselines

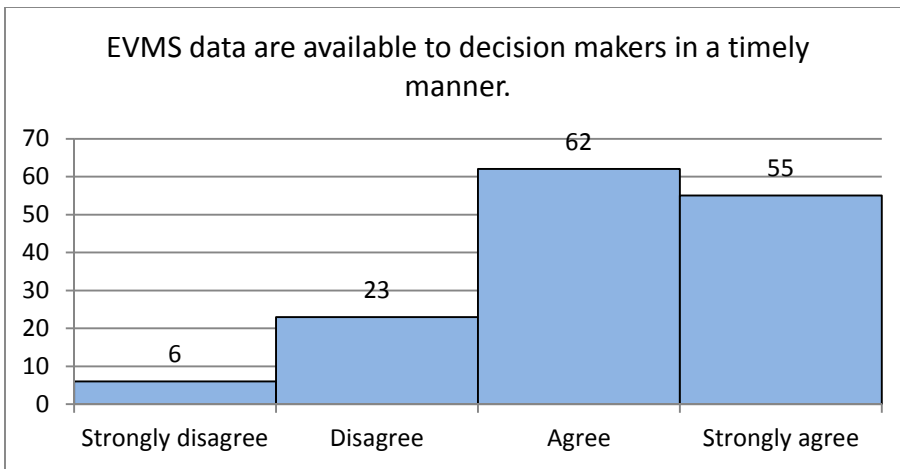


Figure 108: Question N.2 – Availability of EVMS⁹ Data

⁹ Earned Value Management System

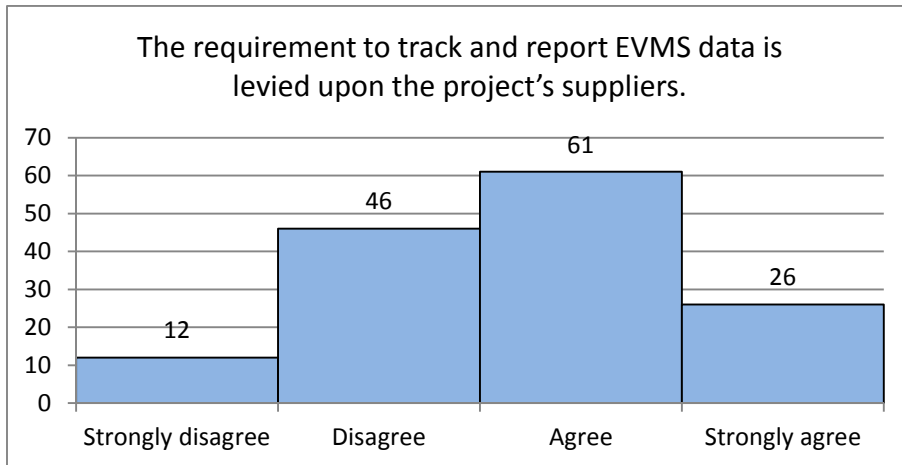


Figure 109: Question N.3 – Requirement for Suppliers to Track and Report EVMS Data

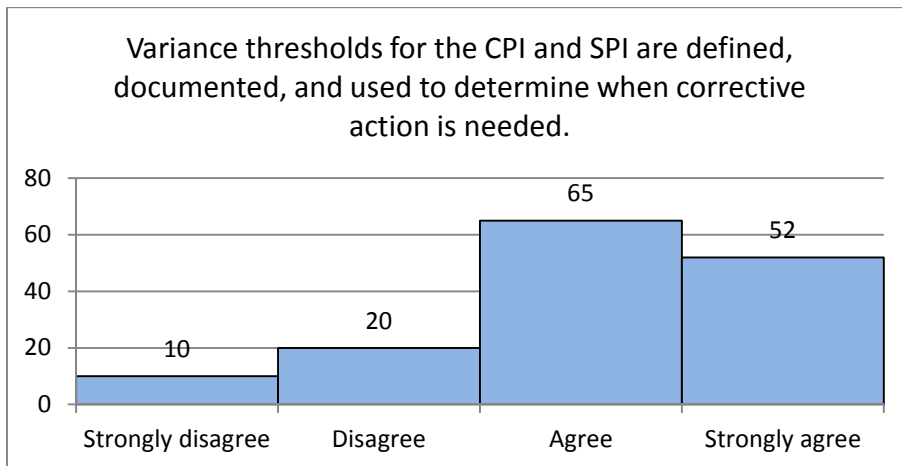


Figure 110: Question N.4 – Defined Variance Thresholds for CPI and SPI¹⁰

¹⁰ EVMS Cost Performance Index and Schedule Performance Index

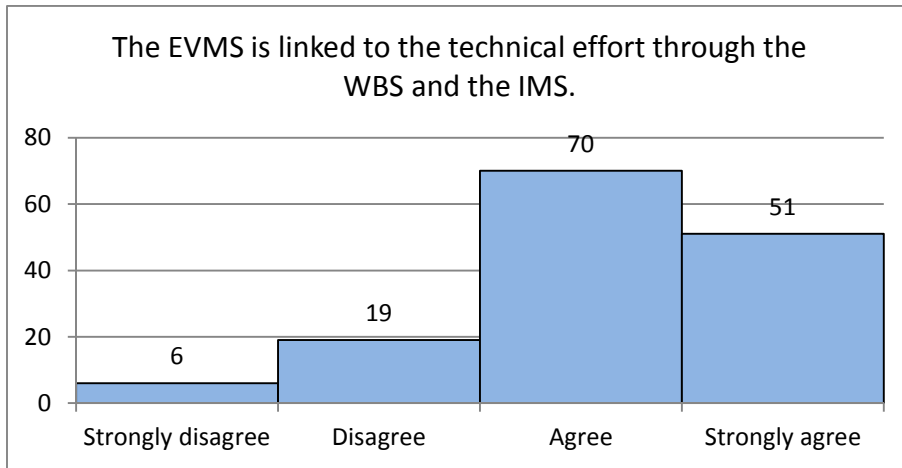


Figure 111: Question N.5 – EVMS Connections to the WBS and IMS¹¹

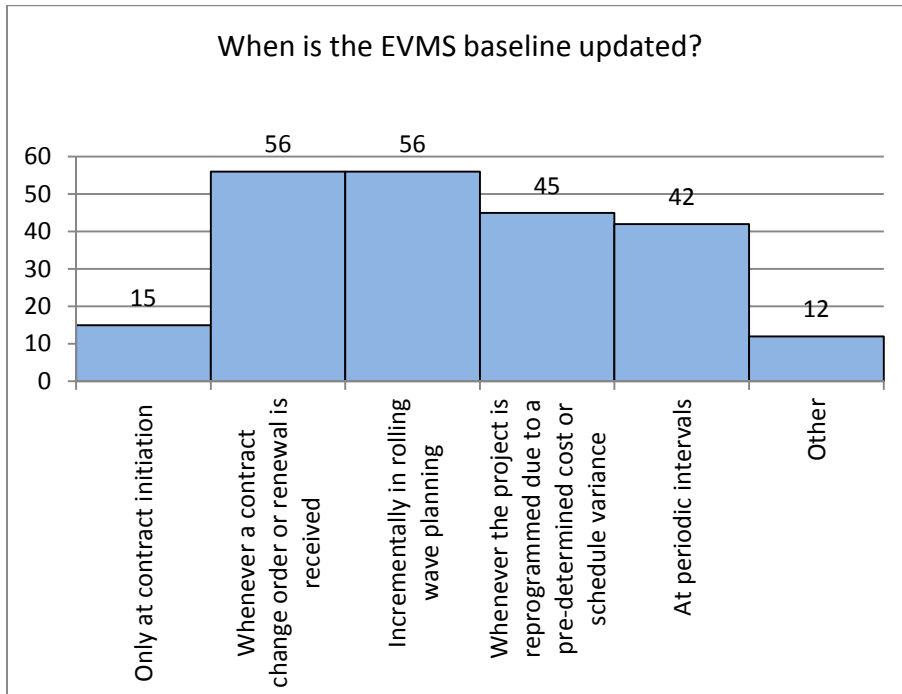


Figure 112: Question N.6 – Strategy for Updating the EVMS Baseline

¹¹ work breakdown structure and integrated master schedule

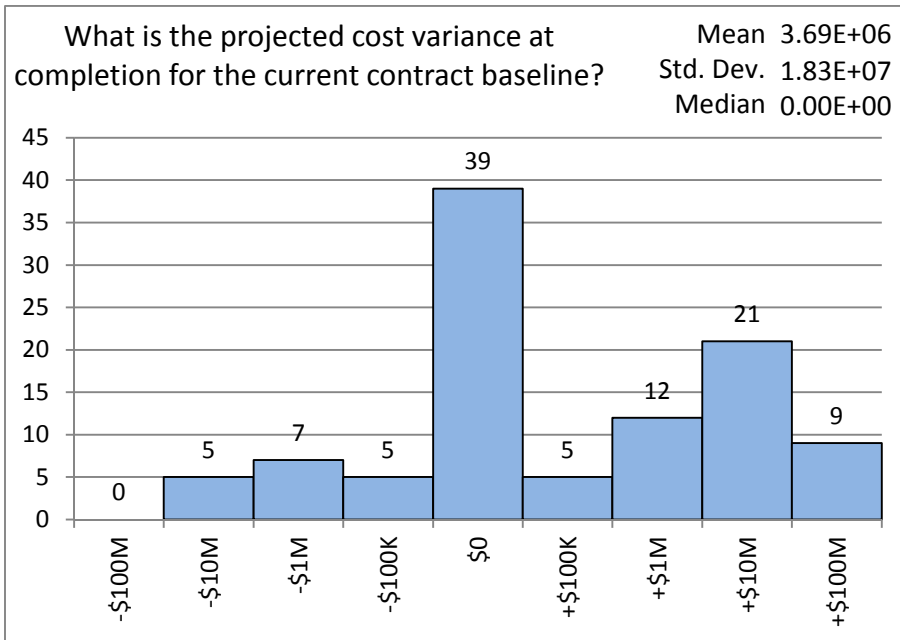


Figure 113: Question N.7 – Projected Cost Variance

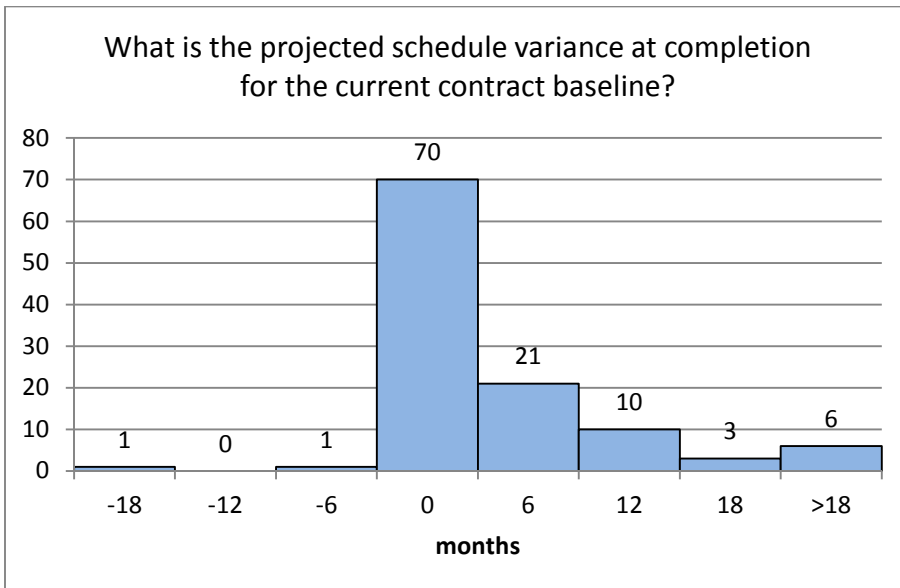


Figure 114: Question N.8 – Projected Schedule Variance

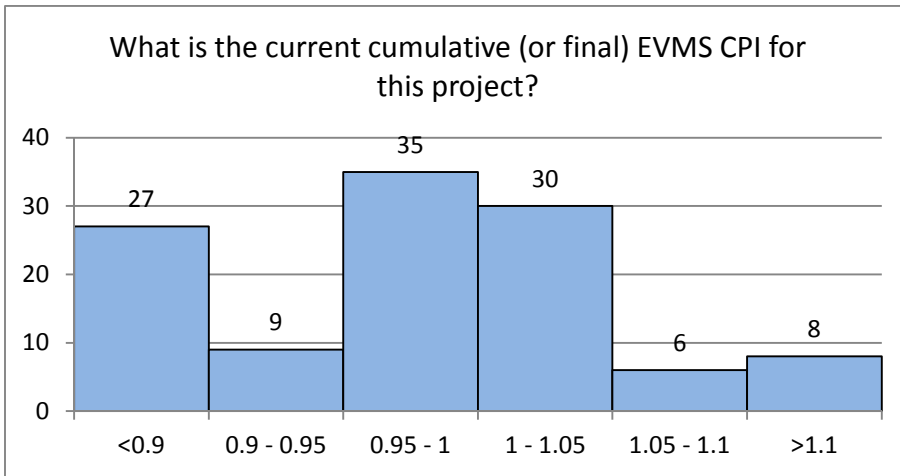


Figure 115: Question N.9 – Current EVMS CPI¹²

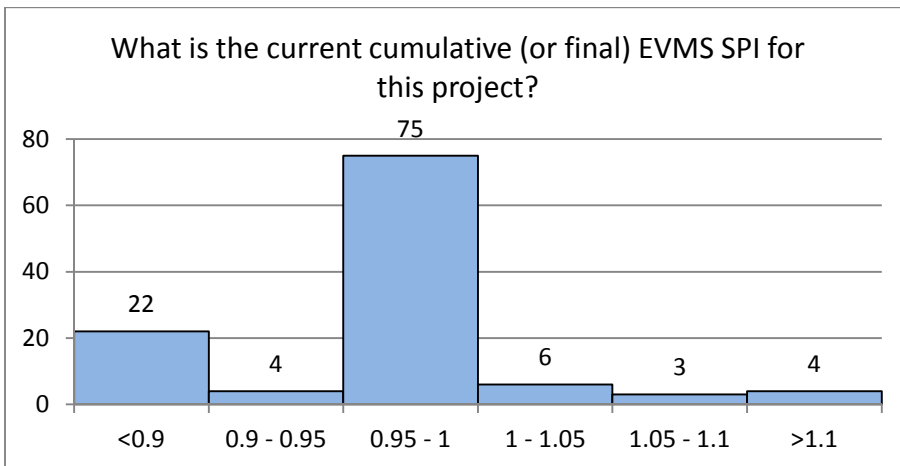


Figure 116: Question N.10 – Current EVMS SPI¹³

¹² EVMS Cost Performance Index

¹³ EVMS Schedule Performance Index

16 Questionnaire Section O – Other Performance Measures

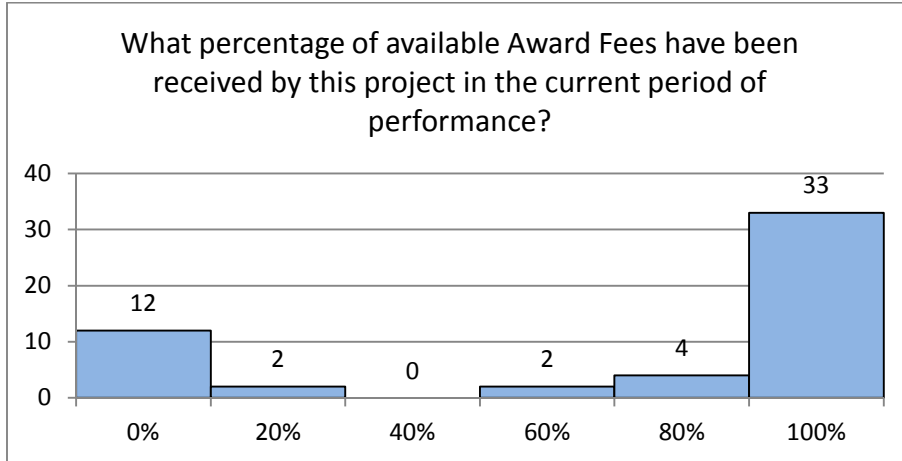


Figure 117: Question O.1 – Percentage of Award Fees Collected in the Current Period

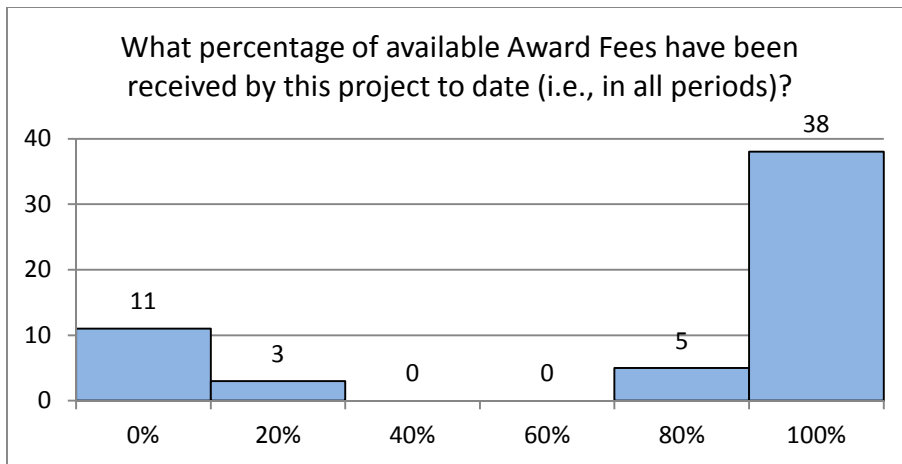


Figure 118: Question O.2 – Percentage of Award Fees Collected During the Whole Project

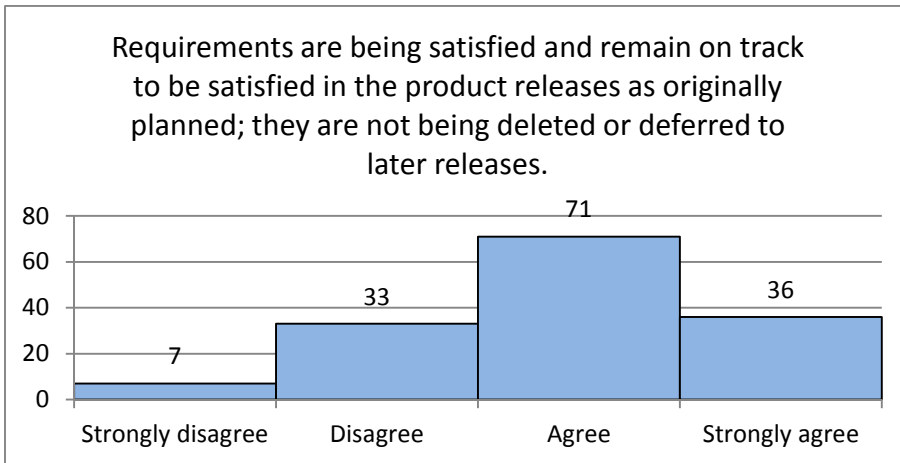


Figure 119: Question 0.3 – Satisfaction of Requirements

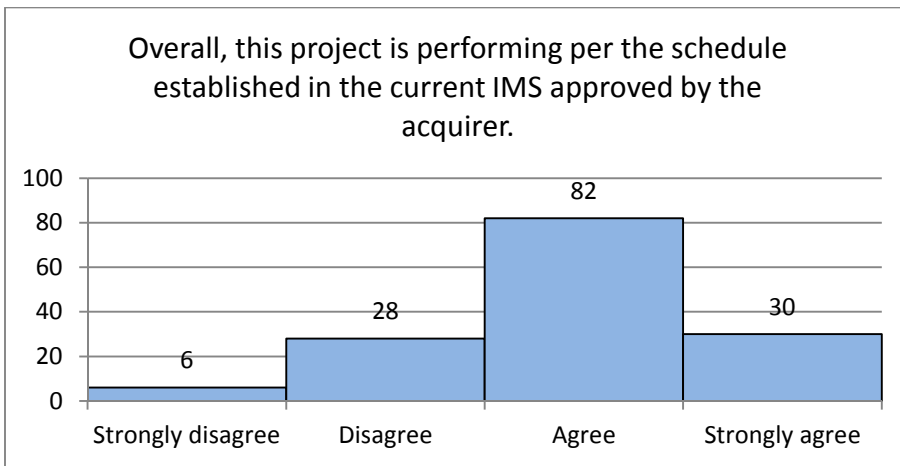


Figure 120: Question 0.4 – Compliance with Approved Schedule

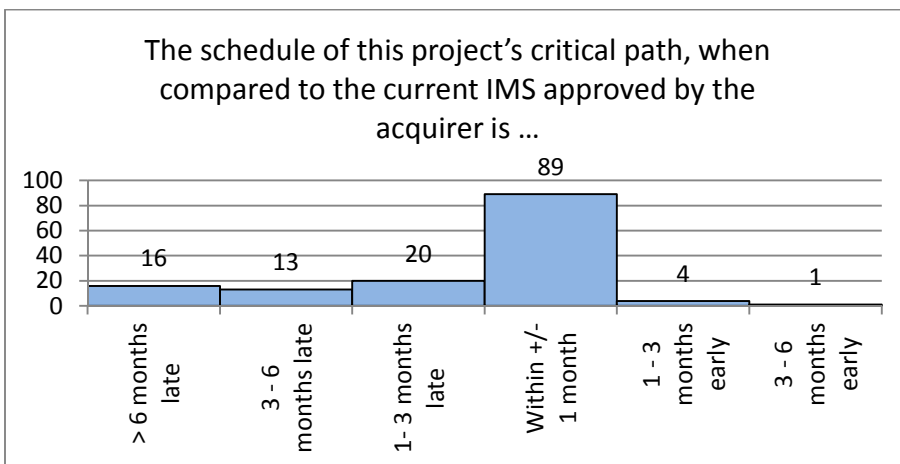


Figure 121: Question 0.5 – Current Schedule Variance

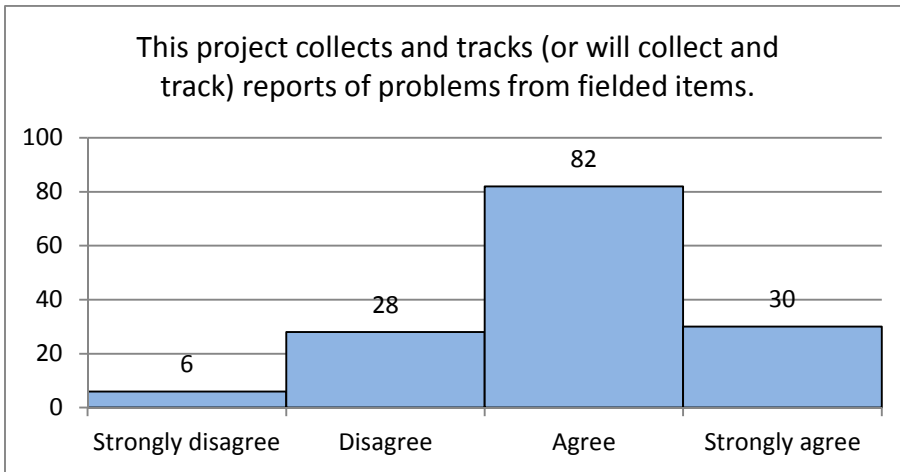


Figure 122: Question 0.6 – Post-fielding Problem Tracking

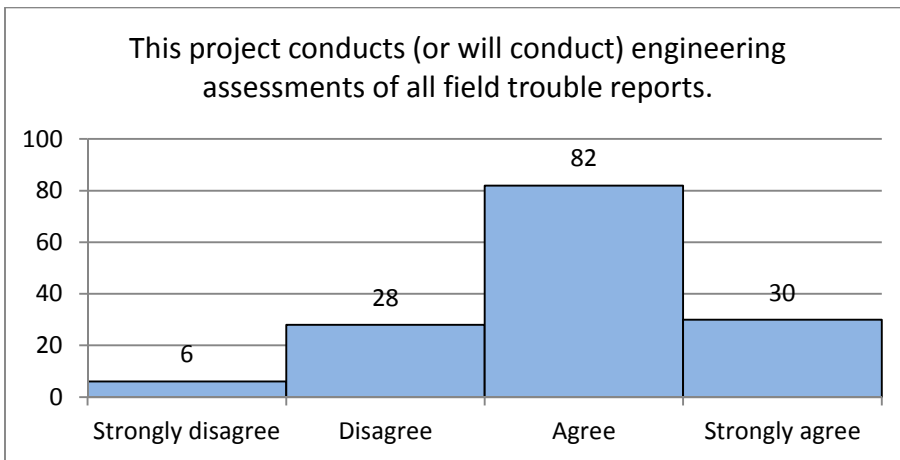


Figure 123: Question 0.7 – Engineering Assessments of Problems

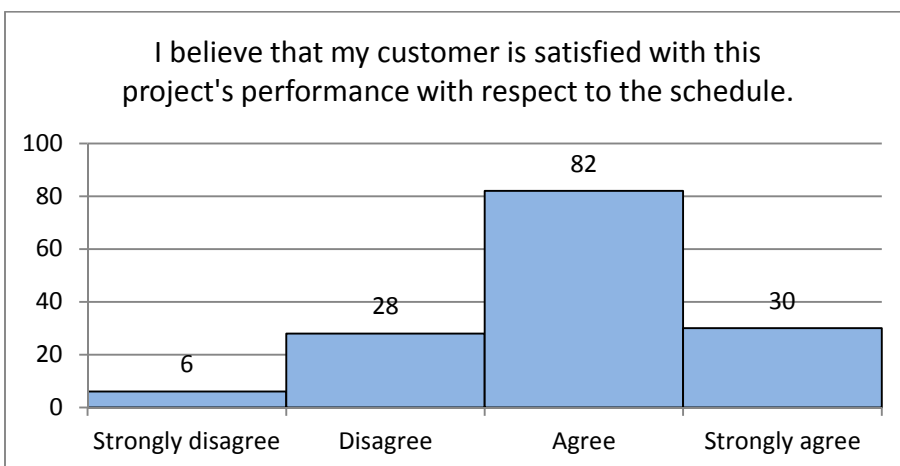


Figure 124: Question 0.8 – Customer Satisfaction with Schedule

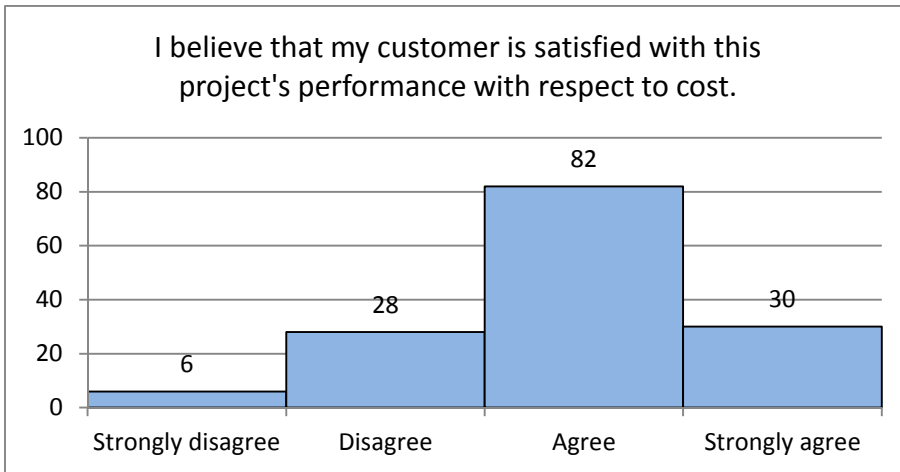


Figure 125: Question O.9 – Customer Satisfaction with Cost

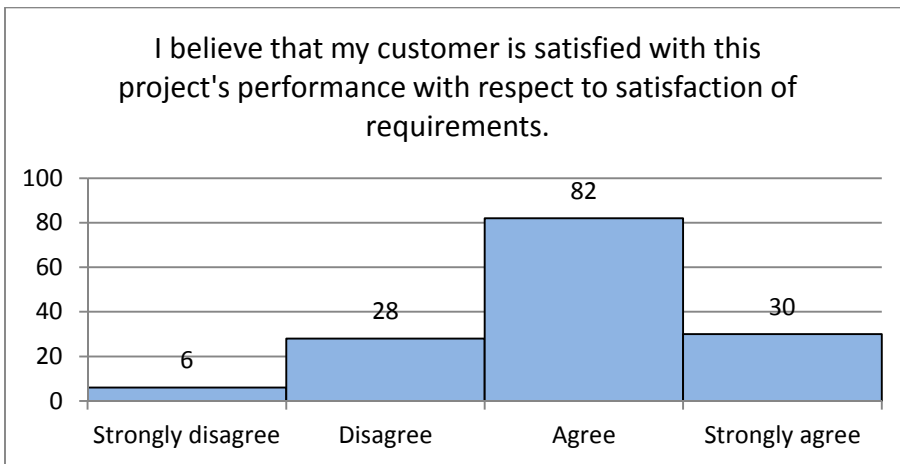


Figure 126: Question O.10 – Customer Satisfaction with Compliance to Requirements

Table 7: Question O.11 – Other Useful Performance Indicators

O.11	What performance indicators (beyond cost and schedule) have been particularly useful for managing your project?
	Technical Performance Metrics (TPMs)
	KPP ¹⁴ metrics (% satisfied, margins)
	EVMS metrics (CPI, SPI, ECTC) ¹⁵
	Requirements metrics (volatility, closure, satisfaction, trends, derived requirements count)
	Customer feedback (comments, complaints, report cards)
	Problem and Trouble Reports (issue count, time to resolution)
	Test metrics (% of tests passed, test defects, time to defect correction)
	Risk metrics (expected cost of risk, mitigation status)
	Milestone metrics (inchstone progress, milestone accomplishment)
	Award fee metrics
	Review metrics (peer review status, design reviews completed)
	Software metrics (progress, change rate, code growth, defect resolution rate)
	Work product metrics (acceptance rate, rejected CDRLs, time to correct defect)
	Subcontractor progress metrics

¹⁴ key performance parameter

¹⁵ estimated cost to complete

Table 8: Question O.12 – Other Desired Information That Was Unavailable to the Project

O.12	What other kinds of performance-related information would have been helpful for your project or program, but was unavailable?
	Software licensing delivery & tracking
	Formal debriefs from product user
	Cost and effort estimating parametrics earlier in the program
	Realistic award fee scores based on performance within our control
	More timely cost data — delays getting baseline established
	Test progress vs. plan
	Customer-provided metrics in cost, schedule, risk management
	Capture of performance statistics on unit-level builds to help establish statistical performance acceptance criteria
	Participation in the design and integration process, interaction with vendors and customers
	Subject matter experts to monitor supplier development
	TPMs ¹⁶ , KPPs
	Trend data for getting work accomplished
	System maturity
	User evaluations
	Initial stakeholder feedback early in the contract
	Specifics on CONOPs and/or mission scenarios from the user.
	Personnel performance
	Better defined technical performance requirements
	Number of active users, project site usage statistics
	Automated drawing tree fault checking
	Greater insight into what the customer hears from the agencies they serve
	TPMs from associated subcontractors were not shared with us by the customer but would have been helpful in identifying weak or risky areas.
	Visibility into the actual impact of meeting requirements on end item system performance. Several tough requirements were not actually necessary to meet overall system performance.
	End user system's performance
	Requirements and management of business case assumptions
	EVMS
	Better status and performance info from subcontractor
	Number of issues with requirements
	Requirements S-curves.

¹⁶ technical performance measures

Table 9: Question O.13 – Other SE Effectiveness Indicators Currently Used

O.13	What indicators do you use in your project or organization to determine Systems Engineering effectiveness?
	Requirements measures (count, volatility, closure of TBDs, traceability, waivers, satisfaction, burndown, hours spent per requirement)
	Risk measures (burndown)
	Project measures (EVMS, product and CDRL ¹⁷ delivery date variance, milestone completion variance, IMS/IMP variance, cost variance, schedule variance, critical path variance, award fee criteria satisfaction, headcount)
	Technical measures (Technical Performance Measures [TPMs])
	Test measures (verification plan variance, inspection reports, defect detection profiles, work product inspections, QA ¹⁸ assessments, discrepancy report data, rework measures)
	Customer measures (customer comments, work product acceptance / rejection data, formal and informal customer satisfaction inquiries, customer evaluation of SE efforts)
	Process measures (SE best practices reviews, PM best practice reviews, process application audits, CMMI assessments)
	Review measures (peer review status, customer review status [e.g., SRR, PDR], action item closures)

Table 10: Question O.14 – Other SE Effectiveness Indicators

O.14	What indicators of Systems Engineering effectiveness are regularly reviewed across projects by higher level management?
	Requirements measures (count, volatility, closure of TBDs, maturity, traceability, defects, satisfaction, traceability)
	Project measures (EVMS, IMS/IMP variance, milestone completion variance, cost variance, schedule variance, product and CDRL delivery variance, %-complete, affordability, headcount)
	Technical measures (Technical performance measures [TPMs], Key performance parameters [KPPs])
	Risk measures (burndown)
	Customer satisfaction measures (customer feedback, customer comments, work product acceptance / rejection data)
	Process measures (Process Deviations, SE health assessment, compliance with SE processes, process audits)
	Review measures (customer reviews [SRR, PDR, CDR] ¹⁹ completed, SE peer reviews conducted, SE peer review effectiveness, action item closure)
	Test measures (inspection metrics, work product inspection defects, verification status, rework measures)

¹⁷ contract data requirements list

¹⁸ quality assurance

¹⁹ system requirements review, preliminary design review, and critical design review

17 Questionnaire Section P – Conclusion

Table 11: Question P.1 – Other SE Comments About the Project or the Survey

P.1	Is there anything else that you would like to tell us about your project or this survey?
	The 4 levels of choice are too limiting; there is no ability to enter a "because" qualifier for a 4-level choice; there is no section on "customer-driven requirements churn: my company evaluates requirements changes (now 56%) and (lately) provides cost/sch.
	Referenced project is huge, multi-billion, multi-location, multi-agency, multi-nation contract. A Joint Services / Joint Country program like this has no precedence. Schedule variances are due to 1) changing technology, 2) aggressive schedule.
	This project used a concurrent engineering approach, which proved to be a differentiator between our success vs. other programs that did not fare as well.
	Schedule delay currently experienced is largely due to slips in production (root cause labor skill and capacity short-falls) rather than slips caused by design and development difficulties.
	Survey was all-inclusive. This program did especially well in the survey because of the customer interest and engagement in the program, which began with the initial RFP. ²⁰ This was a very experienced customer in systems engineering.
	This project does not fit well into this survey since it is not a "standard" contracted development effort. Because it is an internally funded development, there was no contract requiring submittal of planning documents so they were tailored out of the project.
	Classified, Best Effort Technology Development program with no EVMS since activities are level of effort.
	This project was recently completed, was successful, and leveraged into next phase.
	Complicated and convoluted contractual arrangement make program very hard to manage. Late or deficient GFI/GFE and BFE/BFI hinders program execution and adds cost. Lack of strong and sound systems engineering at the prime contractor level impacts program.
	Contract is 50% complete, but without a definitive contract with the prime contractor. Project has received incremental (unbudgeted funding since inception). Proceeding under prime contractor through successive rolling wave baseline reviews lasting ~6 months
	This contract has evolved, both in contract type and role, over 7 years. We were able to re-establish system engineering discipline over a 4-prime contract Enterprise that was out of control two years ago. Since then, the Enterprise has become much more stable
	Program executed ahead of plan until environmental quality test failure occurred with Shock Testing. Additional efforts associated with getting through shock testing created cost and schedule over run.
	We have worked with INCOSE to try to define useful Systems Engineering Effectiveness metrics. None have been useful to date other than requirements metrics, which are only a small part of Systems Engineering.
	Good processes plagued by an unwillingness to follow these, combined with compressed schedule and reduced budget profiles negotiated by Business Development negotiations often plague the program's effective systems engineering program execution.
	Although cost and schedule increases were experienced on the program, our original proposal cost was about equal to the final cost of the project, and most of the major schedule deliveries were met or nearly met.
	This project is driven by an immediate need in the field by the troops in IRAQ and is on an extremely tight deployment schedule with the biggest success criteria based on reliability, endurance, and successful [technical performance].
	This particular contract was a competition – two contractors executing in parallel, with a downselect to one. Project did not need to be as difficult as it was. A more amicable, open working relationship with the customer would have made things easier.

²⁰ request for proposal

P.1 Is there anything else that you would like to tell us about your project or this survey? (cont.)
Strong relationship allowing the customer to feel confident in your ability to lead coupled with thorough understanding and execution of systems engineering process is key to success.
Previous experience has indicated that the level of systems engineering and performance tracking implemented should be tailored to the size of the project. In the past our organization tried a one size fits all approach to critical path management and
This was an R&D project with challenging goals. Customer requirements creep made execution challenging and forced us, within the budget, to spend efforts on lower priority issues at the expense of higher priority ones.
The project was a system-of-system architecture study, and resulted in identification of a number of preferred alternative solutions. Several sections of this survey do not really apply (risk management, verification, validation).
Project has experienced technical challenges in implementation and has had to undergo a redesign to a key component, significantly impacting cost and schedule
This is a very large program (> 5M LLOC) developed over 15 years, and continues to evolve. Contractor SE discipline and oversight waned several years ago at customer direction (SETA teams performed that role).
This survey contains questions that, I believe, are not pertinent to the engineering effort and in fact, are sensitive and company proprietary.
I think the survey should collect additional information regarding the "acquirer" since their interaction, capabilities (or lack thereof) and involvement can have a profound impact on the execution of a program and the effective utilization of resources.
SE processes are well-defined and the staff is trained on how to apply them to a program. Often, the program office tries to take short cuts as a cost-savings incentive, by eliminating steps in the SE process, or not funding SE tasks
The project is currently in Technology Development. My responses to this survey encompassed the current [phase] and the previous Requirements Maturation phase.
Follow on programs were needed and [executed] to get to a useful level of functionality.
This is primarily a study contract.
This is a joint service project. It can be very difficult to get multiple services to agree on common requirements. So far, no major issues. Due to project value EVMS system has not been required.
The unplanned activities and cost increase encountered were attributed to our subcontractor. Our subcontractor was also not fixed price. The subcontractor was involved in our SE process, but their cost and schedule estimates, SE inputs, risk inputs and were inaccurate.
Some difficulty in differentiating "agree," "strongly agree," "disagree," and "strongly disagree." Would be useful if some examples were provided by the survey as to what the differentiation is.
At times, the answers to the questions seemed to assume formal SE tenets were in place. Several times I had to estimate based on our practices.
This project took marginal capability GFE ²¹ that was advertised as qualified, discovered the faults, recovered to CDR maturity and regression re-qualified. Additionally two major capabilities upgrades were incorporated and regression tested.
Development completed in 2009. Program is in production with change orders issued against IDIQ tables. Proposal for 5 year contract extension anticipated before Sept. 2012.
Award fee has not been given yet.
Having a good standard process doesn't necessarily guarantee success. There needs to enough flexibility in the process to work within the customer boundaries and limitations.
This project, though broad in scope, proves that the design at all levels can be pulled together through strong system engineering leadership at all levels. This leadership ensures that all of the pieces, from all IPTs, contribute to meeting interface requirements.

²¹ government furnished equipment

P.1 Is there anything else that you would like to tell us about your project or this survey? (cont.)
Project was executed to an initial plan (based on proposal) which was deeply flawed as it was generated by those unfamiliar with the program challenges. One month in, everyone knew we had no chance of meeting cost or schedule.
My project is a mix of development and O&M, ²² with a vast majority of the hours being LOE. ²³
This program is probably different compared to most programs. We work from a very simple SOW ²⁴ and virtually develop all system requirements on our own and then gain buy-in from the customer as opposed the customer providing an SRD ²⁵ upfront with crisp requirements.
Customer/acquirer consistently talks about SE but never practices SE. Customer practices SE Management in name and function without understanding relationship to the execution of SE.
Project did not maintain an up-to-date market view regarding their deliverables.
The scope was poorly understood at the signing of the contract. There was no understanding of what architecture would be needed that would be able to meet the requirements at the start of the project.
Well managed technically very challenging project
Project is recovering performance to original baseline in a very competitive marketplace. Competitors equally struggle to meet baseline performance requirements.
Novel design. Not supported by prescriptive requirements. This industry relies on prescriptive requirements.
Our schedule problems were mostly due to poor subcontractor schedule performance; subcontractor had an FFP ²⁶ subcontract otherwise cost overruns would have been tremendous.
This is an internal product development project where the company (Marketing) is the acquirer. The acquirer is not an independent 3rd party or government.
The program would give one the indication that performance is bad. However, breaking out the highly variable and unpredictable front-end, SE requirements development has been invaluable. In my opinion, this will result in a program that will perform near plan.
Most core IPT members have 20+ years of experience each and the team has good cohesion, with very little member turnover in the past three years. The PM ²⁷ is extremely proactive and very results oriented.

²² operations and maintenance

²³ level of effort

²⁴ statement of work

²⁵ system requirements document

²⁶ firm fixed price

²⁷ program manager

18 Conclusion

The results of this study, as presented in the report *The Business Case for Systems Engineering Study: Results of the SE Effectiveness Survey* [Elm 2012b], clearly show that the deployment of SE best practices has a significant positive affect on project performance. Armed with this knowledge, many organizations will want to take steps to improve their project performance through deployment of improved SE practices. The first step in such improvements is to gain an understanding of current SE practices. This understanding can be accomplished through using the questionnaire developed for this study (see the appendix) to assess the organization's projects. This assessment forms an *SE deployment baseline* for the organization.

The data presented in this report constitute a benchmark for the application of SE practices and the production of SE artifacts in the development of systems. System developers may use this benchmark as a reference against which to compare their SE deployment baseline. Comparison between the baseline and benchmark data contained in this report can identify areas of strength and weakness. Process improvement efforts can then be initiated to address identified weaknesses.

Appendix: Survey Questionnaire



Software Engineering Institute

| Carnegie Mellon



The Effectiveness of Systems Engineering: A Survey

The **National Defense Industrial Association** (NDIA), the **IEEE Aerospace and Electronic Systems Society** (IEEE-AESS) and the **Software Engineering Institute** (SEI) welcome you to your personalized questionnaire for our survey on “The Effectiveness of Systems Engineering.” Our hope is that your participation will help your project and organization evaluate the effectiveness of their [Systems Engineering](#) practices relative to the successes and challenges reported by others throughout the industry.

Most of the information necessary to complete the questionnaire should be easily accessible or familiar to you or perhaps an informed designee. It should take about 30 to 45 minutes to complete the questionnaire. Please provide your best estimates if quantitative measurements are unavailable.

Please complete the questionnaire as candidly and completely as you possibly can. The results will be useful to you, us and others only to the extent that all survey participants do so. There is no need to hide weaknesses or embellish strengths. Remember that **your response will be anonymous**. Neither the SEI nor anyone else will know the person, project, or organization reflected in your response. The information, collected under promise of non disclosure by the SEI, will be held in strict confidence and will not be released in any manner. Survey results will be reported only in summary aggregate form. Individual responses will NOT be exposed. No attribution to people, projects, or organizations will be made.

A detailed summary report of the survey results will be prepared by the SEI. The report will provide a baseline against which you can compare the performance of your project and organization. As a reward for participating in this survey, the report will be initially released only to those who fully complete a survey questionnaire. The report will be not be publicly released until one year later.

Thank you once again for your help with this important activity. Please feel free to contact us at sei-analysis@sei.cmu.edu if you have any difficulty with the questionnaire.

CHARACTERIZATION OF THE PROJECT, PRODUCT, CONTRACT, AND ORGANIZATION

A. ABOUT THIS PROJECT

The information gathered here and in the next few sections will be used by the survey analysts to categorize the participating projects and organizations in order to better understand the responses to subsequent questions about [systems](#), [Systems Engineering](#) practices, and project performance.

The terms "[Project](#)", and "[Program](#)", are used interchangeably throughout this survey. Both refer to any temporary endeavor, having a defined beginning and end, undertaken to meet unique goals and objectives. Such endeavors are characterized by a defined set of objectives, a defined budget or cost estimate, and a defined schedule or period of performance.

In crafting your response to this survey, it is important that you keep in mind a clear idea of the scope of the project for which you are responding. This will help to ensure that your responses regarding applied Systems Engineering activities and your responses regarding project performance relate to the same body of work.

Following are several statements that have been used to characterize various development projects. How well do the statements describe this project?

1. The project is challenging because there is no precedent for what is being done. *(Please select one)*
 - Strongly disagree
 - Disagree
 - Agree
 - Strongly Agree

2. This project is challenging because significant constraints are placed on the quality attributes (e.g. reliability, scalability, security, supportability, etc.) of the product. *(Please select one)*
 - Strongly disagree
 - Disagree
 - Agree
 - Strongly Agree

3. The project is challenging because the size of the development effort is large. *(Please select one)*
 - Strongly disagree
 - Disagree
 - Agree
 - Strongly Agree

4. The project is challenging because the technology needed for this project is not mature or otherwise poses a high risk. *(Please select one)*

- Strongly disagree
- Disagree
- Agree
- Strongly Agree

5. The project is challenging because there are extensive needs for interoperability with other systems *(Please select one)*

- Strongly disagree
- Disagree
- Agree
- Strongly Agree

6. The project is challenging because there are insufficient resources (e.g. people, funding) available to support the project. *(Please select one)*

- Strongly disagree
- Disagree
- Agree
- Strongly Agree

7. The project is challenging because there are insufficient skills and subject matter expertise available to support the project. *(Please select one)*

- Strongly disagree
- Disagree
- Agree
- Strongly Agree

8. The project is challenging for other reasons *(Please describe briefly)*

9. In the past, this project team has successfully completed projects of similar scope. *(Please select one)*

- Strongly disagree
- Disagree
- Agree
- Strongly Agree

10. The requirements supplied by the customer for this project are well-defined (*Please select one*)

- Strongly disagree
- Disagree
- Agree
- Strongly Agree

11. The requirements supplied by the customer for this project have not changed sufficiently to generate a significant impact on the project. (*Please select one*)

- Strongly disagree
- Disagree
- Agree
- Strongly Agree

12. What percentage of the customer technical requirements were marked "To Be Determined" or equivalent at time of contract award? (*Please specify -- numbers only, without the percentage sign*)

 %

13. What percentage of the customer's technical requirements are currently marked "To Be Determined" or equivalent? (*Please specify an approximate percentage -- without the percentage sign*)

 %

14. Do you separately budget and track [Systems Engineering](#) activities? (*Please select one*)

- Yes
- No
- Don't Know

15. Approximately what percentage of [non-recurring engineering \(NRE\)](#) does [Systems Engineering](#) represent? (*Please specify an approximate percentage -- without the percentage sign*)

 %


16. How are [Systems Engineering](#) activities estimated and budgeted? *(Please check all that apply)*

- They are budgeted as a percentage of the total development cost
- They are estimated using a parametric cost model (e.g., COSYSMO, SEER, SLIM, TruePlanning)
- They are estimated on a task-by-task basis
- Other *(please describe)*



17. Which of the following best describes the ultimate [end-user](#) of this product? *(Please select one)*

- Government (USA) – defense related
- Government (USA) – not defense related
- Government (non-USA) – defense related
- Government (non-USA) – not defense related
- Industrial / Commercial
- Private Consumer
- Other *(Please describe)*



B. ABOUT THE CONTRACT

1. What is the **current** total contract value of this project? *(Please specify in US dollars -- numbers only, without a dollar sign or commas)*

US dollars (\$)

2. What was the **initial** contract value of this project? *(Please specify in US dollars -- numbers only, without a dollar sign or commas)*

US Dollars (\$)

3. The change in contract value is primarily due to: *(Please select one)*

- Not applicable; contract value has not changed significantly
- Change in the technical scope of the project
- Unplanned increases in the cost of the project
- Other *(please explain)*

4. What is the **current** total planned duration of this project or contract? *(Please specify in months - numbers only)*

Calendar months

5. What was the **initial** total planned duration of this project or contract? *(Please specify in months - numbers only)*

Calendar months

6. The change in schedule is primarily due to: *(Please select one)*

- Not applicable; schedule has not changed significantly
- Change in the technical scope of the project
- Unplanned increases in the schedule for executing the project
- Customer driven increases in the schedule for executing the project
- Other *(please explain)*

7. What was the **initial** total budget for this project?

US dollars (\$)

8. What is the **current** total budget for this project?

US dollars (\$)

9. The change in budget is primarily due to: *(Please select one)*

- Not applicable; budget has not changed significantly
- Change in the technical scope of the project
- Unplanned increases in the cost of executing the project
- Customer driven increases in the cost of executing the project
- Other *(please explain)*

10. How many contract change orders have been received? *(Please specify a number, approximate if necessary)*

Change orders

11. This contract, includes provisions for additional payments based on meeting or exceeding cost, schedule, and/or performance targets (e.g., [incentive fees](#), [award fees](#)). *(Please select one)*

- Strongly disagree
- Disagree
- Agree
- Strongly Agree

12. What is the current completion status of this project? *(Please specify an approximate percentage -- without the percentage sign -- e.g., 60 for a project that is 60% complete)*

% Complete

13. What type of contract(s) was awarded for this project? *(Please select one)*

- This is a fixed-price contract - the total contract value is primarily determined by the initial contract. (e.g., FFP, FPIF, FFP-LOE).
- This is a cost-reimbursable contract - the total contract value is primarily determined by my cost of executing the contract (e.g., CPFF, CPAF, CPIF).
- This contract does not fit the categories listed above. *(Please describe)*

C. ABOUT THE ORGANIZATION

By "organization" we mean an administrative structure within which (possibly many) projects or similar work efforts are organized under common management and policies.

When thinking about your organization, please answer for the unit to which this project reports administratively, e.g., a site, division or department, not for a larger enterprise of which the organization to which you report may be a part.

Following are several statements that have been used to characterize various development organizations. How well do the statements describe this project's parent organization?

1. This organization has successfully completed projects similar in scope to this one in the past. *(Please select one)*
 - Strongly disagree
 - Disagree
 - Agree
 - Strongly Agree

2. Within this organization ... *(Please select one)*
 - Systems Engineering skills and responsibilities are contained in a separate department.
 - Systems Engineering skills and responsibilities are distributed throughout other departments.

3. Which of these **best** describes your industry or service? *(Please select one)*
 - Industrial Manufacturing and Services - Aerospace and Defense
 - Industrial Manufacturing and Services - Electronic and Electrical Equipment
 - Industrial Manufacturing and Services - Other *(please specify)*
 - Transportation
 - Energy
 - Communications
 - Consumer Goods and Services
 - Health Care
 - Other *(please specify)*

4. Please enter the country in which most of the design and development engineering will be/was performed.

5. Is anything else particularly important in characterizing your project, product, contract, or organization within which it resides. *(Please describe here)*



SYSTEMS ENGINEERING CAPABILITIES ASSESSMENT

This and the next few sections ask you about the [Systems Engineering](#) activities performed on this project. Most of the questions ask about the existence and quality of tangible work products. Note that the pertinent information often may be distributed throughout multiple documents or other work products; it need not necessarily be located in one particular place.

Following are several statements about work products and activities that are sometimes used for systems development. Please use the following definitions to describe their use on this project:

Strongly Disagree: The work product does not exist or is never used on this project.

Disagree: The work product is of insufficient quality or is not used regularly at appropriate occasions on this project.

Agree: The work product or practice is of good quality and it is used regularly on this project, although not necessarily as often as it could be.

Strongly Agree: The work product or practice is of exceptional quality and it is used at nearly all appropriate occasions on this project.

D. PROJECT PLANNING

1. This project utilizes/utilized a documented set of [Systems Engineering processes](#) for the planning and execution of the project. *(Please select one)*
 - Strongly disagree
 - Disagree
 - Agree
 - Strongly Agree

2. This project has/had an accurate and up-to-date [Work Breakdown Structure \(WBS\)](#) that included task descriptions and work package descriptions. *(Please select one)*
 - Strongly disagree
 - Disagree
 - Agree
 - Strongly Agree

3. This project has/had an accurate and up-to-date [Work Breakdown Structure \(WBS\)](#) that was based upon the product structure. *(Please select one)*
 - Strongly disagree
 - Disagree
 - Agree
 - Strongly Agree

4. This project has/had an accurate and up-to-date [Work Breakdown Structure \(WBS\)](#) that was developed with the active participation of those who perform the systems engineering activities. *(Please select one)*
- Strongly disagree
 - Disagree
 - Agree
 - Strongly Agree
5. This project has/had an accurate and up-to-date [Work Breakdown Structure \(WBS\)](#) that was developed and maintained with the active participation of all relevant stakeholders (e.g., developers, maintainers, testers, inspectors, etc.). *(Please select one)*
- Strongly disagree
 - Disagree
 - Agree
 - Strongly Agree
6. This project's [Technical Approach](#) is complete, accurate and up-to-date. *(Please select one)*
- Strongly disagree
 - Disagree
 - Agree
 - Strongly Agree
7. This project's [Technical Approach](#) is developed and maintained with the active participation of those who perform the [Systems Engineering](#) activities. *(Please select one)*
- Strongly disagree
 - Disagree
 - Agree
 - Strongly Agree
8. This project's [Technical Approach](#) is developed and maintained with the active participation of all appropriate [functional stakeholders](#). *(Please select one)*
- Strongly disagree
 - Disagree
 - Agree
 - Strongly Agree
9. This project has a top-level plan, such as an [Integrated Master Plan \(IMP\)](#), that is an event-driven plan (i.e., each accomplishment is tied to a key project event). *(Please select one)*
- Strongly disagree
 - Disagree
 - Agree
 - Strongly Agree

10. This project has a top-level plan, such as an [Integrated Master Plan \(IMP\)](#), that documents significant accomplishments with pass/fail accomplishment criteria for both business and technical elements of the project. *(Please select one)*
- Strongly disagree
 - Disagree
 - Agree
 - Strongly Agree
11. This project has a top-level plan, such as an [Integrated Master Plan \(IMP\)](#), that is consistent with the [Work Breakdown Structure \(WBS\)](#). *(Please select one)*
- Strongly disagree
 - Disagree
 - Agree
 - Strongly Agree
12. This project has an [integrated event-based schedule](#) that is structured as a networked, multi-layered schedule of project tasks required to complete the work effort. *(Please select one)*
- Strongly disagree
 - Disagree
 - Agree
 - Strongly Agree
13. This project has an [integrated event-based schedule](#) that contains a compilation of key technical accomplishments (e.g., a Systems Engineering Master Schedule). *(Please select one)*
- Strongly disagree
 - Disagree
 - Agree
 - Strongly Agree
14. This project has an [integrated event-based schedule](#) that references measurable criteria (usually contained in the Integrated Master Plan) required for successful completion of key technical accomplishments. *(Please select one)*
- Strongly disagree
 - Disagree
 - Agree
 - Strongly Agree
15. This project has an [integrated event-based schedule](#) that is consistent with the [Work Breakdown Structure \(WBS\)](#). *(Please select one)*
- Strongly disagree
 - Disagree
 - Agree
 - Strongly Agree

16. This project has an [integrated event-based schedule](#) that identifies the critical path of the program schedule. *(Please select one)*
- Strongly disagree
 - Disagree
 - Agree
 - Strongly Agree
17. This project has a plan or plans for the performance of technical reviews with defined entry and exit criteria throughout the life cycle of the project. *(Please select one)*
- Strongly disagree
 - Disagree
 - Agree
 - Strongly Agree
18. The [Systems Engineering](#) function actively participates in the development and updates of the project planning. *(Please select one)*
- Strongly disagree
 - Disagree
 - Agree
 - Strongly Agree
19. Those who perform [Systems Engineering](#) activities actively participate in tracking/reporting of task progress. *(Please select one)*
- Strongly disagree
 - Disagree
 - Agree
 - Strongly Agree
20. The [acquirer](#) provided this project with a [Systems Engineering Plan](#) in a timely manner. *(Please select one)*
- Strongly disagree
 - Disagree
 - Agree
 - Strongly Agree
21. This project has a plan or plans that include details of the management of the integrated technical effort across the project (e.g., a [Systems Engineering Management Plan](#) or a [Systems Engineering Plan](#)). *(Please select one)*
- Strongly disagree
 - Disagree
 - Agree
 - Strongly Agree

22. The [Systems Engineering Management Plan](#) (or equivalent) developed by the project team is aligned and consistent with the [Systems Engineering Plan](#). (or equivalent) provided by the [acquirer](#). *(Please select one)*

- Strongly disagree
- Disagree
- Agree
- Strongly Agree

E. INTEGRATED PRODUCT TEAMS

1. This project makes effective use of [integrated product teams \(IPTs\)](#). *(Please select one)*

- Strongly disagree
- Disagree
- Agree
- Strongly Agree

2. My [acquirer](#) participates in my [integrated product teams \(IPTs\)](#) for this project. *(Please select one)*

- Strongly disagree
- Disagree
- Agree
- Strongly Agree

3. My suppliers actively participate in my [integrated product teams \(IPTs\)](#). *(Please select one)*

- Strongly disagree
- Disagree
- Agree
- Strongly Agree

4. This project has an [integrated product team \(IPTs\)](#) with assigned responsibility for [Systems Engineering](#). *(Please select one)*

- Strongly disagree
- Disagree
- Agree
- Strongly Agree

5. This project has [Systems Engineering](#) representation on each [integrated product teams \(IPTs\)](#). *(Please select one)*

- Strongly disagree
- Disagree
- Agree
- Strongly Agree

F. RISK MANAGEMENT

1. This project has a Risk Management [process](#) that creates and maintains an accurate and up-to-date list of risks affecting the project (e.g., risks to cost, risks to schedule, risks to performance) *(Please select one)*
 - Strongly disagree
 - Disagree
 - Agree
 - Strongly Agree

2. This project has a Risk Management [process](#) that creates and maintains up-to-date documentation of risk mitigation plans and contingency plans for selected risks *(Please select one)*
 - Strongly disagree
 - Disagree
 - Agree
 - Strongly Agree

3. This project has a Risk Management [process](#) that monitors and reports the status of risk mitigation activities and resources. *((Please select one)*
 - Strongly disagree
 - Disagree
 - Agree
 - Strongly Agree

4. This project has a Risk Management [process](#) that assesses risk against achievement of an event-based schedule *(Please select one)*
 - Strongly disagree
 - Disagree
 - Agree
 - Strongly Agree

5. This project's Risk Management [process](#) is integrated with project decision-making. *(Please select one)*
 - Strongly disagree
 - Disagree
 - Agree
 - Strongly Agree

6. This project's Risk Management [process](#) is integrated with program cost and/or earned value management. *(Please select one)*
 - Strongly disagree
 - Disagree
 - Agree
 - Strongly Agree

7. This project's Risk Management [process](#) is integrated with program scheduling (e.g., risks are incorporated in the program master schedules). *(Please select one)*
- Strongly disagree
 - Disagree
 - Agree
 - Strongly Agree
8. This project's Risk Management [process](#) integrates subcontract or supplier risk management [processes](#). *(Please select one)*
- Strongly disagree
 - Disagree
 - Agree
 - Strongly Agree

G. REQUIREMENTS DEVELOPMENT AND MANAGEMENT

1. This project maintains an up-to-date and accurate listing of all requirements specified by the customer, to include regulatory, statutory, and certification requirements. *(Please select one)*
 - Strongly disagree
 - Disagree
 - Agree
 - Strongly Agree

2. This project maintains an up-to-date and accurate listing of all requirements derived from those specified by the customer. *(Please select one)*
 - Strongly disagree
 - Disagree
 - Agree
 - Strongly Agree

3. This project maintains up-to-date and accurate documentation clearly reflecting the hierarchical allocation of both customer and [derived requirements](#) to each element (subsystem, component, etc.) of the system in the configuration baselines. *(Please select one)*
 - Strongly disagree
 - Disagree
 - Agree
 - Strongly Agree

4. This project documents and maintains accurate and up-to-date descriptions of operational concepts and their associated scenarios. *(Please select one)*
 - Strongly disagree
 - Disagree
 - Agree
 - Strongly Agree

5. This project documents and maintains accurate and up-to-date descriptions of [use cases](#) (or their equivalent). *(Please select one)*
 - Strongly disagree
 - Disagree
 - Agree
 - Strongly Agree

6. This project documents and maintains accurate and up-to-date descriptions of product installation, maintenance and support concepts. *(Please select one)*
 - Strongly disagree
 - Disagree
 - Agree
 - Strongly Agree

7. This project has documented criteria for identifying authorized requirements providers to avoid requirements creep and volatility. *(Please select one)*
- Strongly disagree
 - Disagree
 - Agree
 - Strongly Agree
8. This project has documented criteria (e.g., cost impact, schedule impact, authorization of source, contract scope, requirement quality) for evaluation and acceptance of requirements. *(Please select one)*
- Strongly disagree
 - Disagree
 - Agree
 - Strongly Agree
9. The requirements for this project are approved in a formal and documented manner by relevant stakeholders. *(Please select one)*
- Strongly disagree
 - Disagree
 - Agree
 - Strongly Agree
10. This project performs and documents requirements impact assessments for proposed requirements changes *(Please select one)*
- Strongly disagree
 - Disagree
 - Agree
 - Strongly Agree
11. This project develops and documents project requirements based upon stakeholder needs, expectations, and constraints. *(Please select one)*
- Strongly disagree
 - Disagree
 - Agree
 - Strongly Agree
12. This project has an accurate and up-to-date [requirements management system](#). *(Please select one)*
- Strongly disagree
 - Disagree
 - Agree
 - Strongly Agree

13. For this project, the requirements documents are managed under a configuration control [process](#). *(Please select one)*

- Strongly disagree
- Disagree
- Agree
- Strongly Agree

14. For this project, the requirements documents are accessible to all relevant project staff. *(Please select one)*

- Strongly disagree
- Disagree
- Agree
- Strongly Agree

H. TRADE STUDIES

1. Stakeholders impacted by trade studies are involved in the development and performance of those trade studies. *(Please select one)*
 - Strongly disagree
 - Disagree
 - Agree
 - Strongly Agree

2. This project performs and documents trade studies between alternate solutions in a timely manner, and based upon definitive and documented selection criteria. *(Please select one)*
 - Strongly disagree
 - Disagree
 - Agree
 - Strongly Agree

3. Documentation of trade studies is maintained in a defined repository and is accessible to all relevant project staff. *(Please select one)*
 - Strongly disagree
 - Disagree
 - Agree
 - Strongly Agree

I. PRODUCT ARCHITECTURE

1. This project maintains accurate and up-to-date descriptions (e.g. interface control documents, models, etc.) defining interfaces in detail. *(Please select one)*
 - Strongly disagree
 - Disagree
 - Agree
 - Strongly Agree

2. Interface definition descriptions are maintained in a designated location, under configuration management, and accessible to all who need them. *(Please select one)*
 - Strongly disagree
 - Disagree
 - Agree
 - Strongly Agree

3. For this project, the product high-level structure is documented, kept up to date, and managed under configuration control. *(Please select one)*
 - Strongly disagree
 - Disagree
 - Agree
 - Strongly Agree

4. For this project, the product high-level structure is documented using multiple views (e.g. functional views, module views, etc.). *(Please select one)*
 - Strongly disagree
 - Disagree
 - Agree
 - Strongly Agree

5. For this project, the product high-level structure is accessible to all relevant project personnel. *(Please select one)*
 - Strongly disagree
 - Disagree
 - Agree
 - Strongly Agree

J. PRODUCT INTEGRATION

1. This project has accurate and up-to-date documents defining its product integration [process](#), plans, criteria, etc. throughout the life cycle. *(Please select one)*

- Strongly disagree
- Disagree
- Agree
- Strongly Agree

K. VERIFICATION

1. This project has accurate and up-to-date documents defining the procedures used for the test and [verification](#) of systems and system elements. *(Please select one)*
 - Strongly disagree
 - Disagree
 - Agree
 - Strongly Agree

2. This project has accurate and up-to-date documents defining acceptance criteria used for the [verification](#) of systems and system elements. *(Please select one)*
 - Strongly disagree
 - Disagree
 - Agree
 - Strongly Agree

3. This project has a documented and practiced review (e.g. peer reviews, design reviews, etc.) [process](#) for work products that defines entry and exit criteria. *(Please select one)*
 - Strongly disagree
 - Disagree
 - Agree
 - Strongly Agree

4. This project has a documented and practiced review (e.g. peer reviews, design reviews, etc.) [process](#) that includes training the reviewers to conduct reviews. *(Please select one)*
 - Strongly disagree
 - Disagree
 - Agree
 - Strongly Agree

5. This project has a documented and practiced review (e.g. peer reviews, design reviews, etc.) [process](#) that defines criteria for the selection of work products (e.g., requirements documents, test plans, system design documents, etc.) for review. *(Please select one)*
 - Strongly disagree
 - Disagree
 - Agree
 - Strongly Agree

6. This project has a documented and practiced review (e.g. peer reviews, design reviews, etc.) [process](#) that tracks action items to closure. *(Please select one)*
 - Strongly disagree
 - Disagree
 - Agree
 - Strongly Agree

7. This project has a documented and practiced review (e.g. peer reviews, design reviews, etc.) [process](#) that addresses identified risks and risk mitigation activities during reviews. *(Please select one)*
- Strongly disagree
 - Disagree
 - Agree
 - Strongly Agree
8. This project has a documented and practiced review (e.g. peer reviews, design reviews, etc.) [process](#) that examines completeness of configuration baselines. *(Please select one)*
- Strongly disagree
 - Disagree
 - Agree
 - Strongly Agree
9. This project conducts non-advocate reviews (e.g. reviews by qualified personnel with no connection to or stake in the project) and documents results, issues, action items, risks, and risk mitigations *(Please select one)*
- Strongly disagree
 - Disagree
 - Agree
 - Strongly Agree

L. VALIDATION

1. This project has accurate and up-to-date documents defining the procedures used for the [validation](#) of systems and system elements. *(Please select one)*

- Strongly disagree
- Disagree
- Agree
- Strongly Agree

2. This project has accurate and up-to-date documents defining acceptance criteria used for the [validation](#) of systems and system elements. *(Please select one)*

- Strongly disagree
- Disagree
- Agree
- Strongly Agree

M. CONFIGURATION MANAGEMENT

1. This project maintains a listing of items managed under configuration control. *(Please select one)*
 - Strongly disagree
 - Disagree
 - Agree
 - Strongly Agree

2. This project has a configuration management system that charters a Change Control Board to disposition change requests. *(Please select one)*
 - Strongly disagree
 - Disagree
 - Agree
 - Strongly Agree

3. This project maintains records of requested and implemented changes to configuration-managed items. *(Please select one)*
 - Strongly disagree
 - Disagree
 - Agree
 - Strongly Agree

4. This project creates and manages configuration baselines (e.g., functional, allocated, product). *(Please select one)*
 - Strongly disagree
 - Disagree
 - Agree
 - Strongly Agree

N. PROJECT PERFORMANCE: EARNED VALUE MANAGEMENT

1. This project creates and manages cost and schedule baselines. *(Please select one)*
 - Strongly disagree
 - Disagree
 - Agree
 - Strongly Agree

2. [Earned Value Management System \(EVMS\)](#) data are available to decision makers in a timely manner (i.e. current within 2 weeks). *(Please select one)*
 - Strongly disagree
 - Disagree
 - Agree
 - Strongly Agree

3. The requirement to track and report [Earned Value Management System \(EVMS\)](#) data is levied upon the project's suppliers. *(Please select one)*
 - Strongly disagree
 - Disagree
 - Agree
 - Strongly Agree

4. Variance thresholds for the [Cost Performance Index \(CPI\)](#) and [Schedule Performance Index \(SPI\)](#) are defined, documented, and used to determine when corrective action is needed. *(Please select one)*
 - Strongly disagree
 - Disagree
 - Agree
 - Strongly Agree

5. The [Earned Value Management System \(EVMS\)](#) is linked to the technical effort through the [Work Breakdown Structure \(WBS\)](#), the [Integrated Master Plan \(IMP\)](#), (or equivalent), and the [Integrated Master Schedule \(IMS\)](#) (or equivalent). *(Please select one)*
 - Strongly disagree
 - Disagree
 - Agree
 - Strongly Agree

6. When is the [Earned Value Management System \(EVMS\)](#) baseline updated? *(Please select as many as apply)*

- Only at contract initiation
- Whenever a contract change order or renewal is received
- Incrementally in rolling wave planning
- Whenever the project is reprogrammed due to a pre-determined cost or schedule variance
- At periodic intervals
- Other *(Please describe briefly)*



7. What is the projected cost variance at completion for the current contract baseline?
(Please specify an amount in US Dollars (\$), using + signs for any overruns and - signs for any underruns)

 US Dollars (\$)

8. What is the projected schedule variance at completion for the current contract baseline?
(Please specify in months, using + signs for any late delivery and - signs for early delivery)

 Duration in months

9. What is the current cumulative (or final) EVMS [Cost Performance Index \(CPI\)](#) for this project? *(Please specify a number)*

10. What is the current cumulative (or final) EVMS [Schedule Performance Index \(SPI\)](#) for this project? *(Please specify a number)*

O. OTHER PERFORMANCE INDICATORS

1. What percentage of available [Award Fees](#) have been received by this project in the current period of performance? *(Please specify an approximate percentage -- without the percentage sign. Enter "n/a" if this contract does not include Award Fees.)*

2. What percentage of available [Award Fees](#) have been received by this project to date (i.e., in all periods)? *(Please specify an approximate percentage -- without the percentage sign. Enter "n/a" if this contract does not include Award Fees.)*

3. Requirements are being satisfied and remain on track to be satisfied in the product releases as originally planned; they are not being deleted or deferred to later releases. *(Please select one)*

- Strongly disagree
- Disagree
- Agree
- Strongly Agree

4. Overall, this project is performing per the schedule established in the current [Integrated Master Schedule \(IMS\)](#) approved by the [acquirer](#). *(Please select one)*

- Strongly disagree
- Disagree
- Agree
- Strongly Agree

5. The schedule of this project's critical path, when compared to the current [Integrated Master Schedule \(IMS\)](#) approved by the [acquirer](#) is ... *(Please select one)*

- Greater than 6 months late
- 3 to 6 months late
- 1 to 3 months late
- Within plus or minus 1 month
- 1 to 3 months early
- 3 to 6 months early


6. This project collects and tracks (or will collect and track) reports of problems from fielded items. *(Please select one)*

- Strongly disagree
- Disagree
- Agree
- Strongly Agree

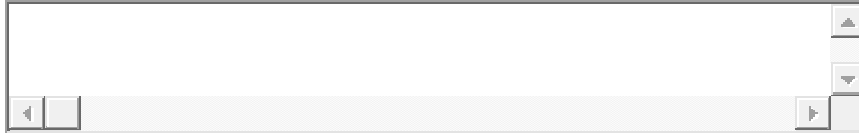
7. This project conducts (or will conduct) engineering assessments of all field trouble reports. *(Please select one)*
- Strongly disagree
 - Disagree
 - Agree
 - Strongly Agree
8. I believe that my customer is satisfied with this project's performance with respect to the schedule. *(Please select one)*
- Strongly disagree
 - Disagree
 - Agree
 - Strongly Agree
9. I believe that my customer is satisfied with this project's performance with respect to cost. *(Please select one)*
- Strongly disagree
 - Disagree
 - Agree
 - Strongly Agree
10. I believe that my customer is satisfied with this project's performance with respect to satisfaction of requirements. *(Please select one)*
- Strongly disagree
 - Disagree
 - Agree
 - Strongly Agree
11. What performance indicators (beyond cost and schedule) have been particularly useful for managing your project? *(Please describe here)*



12. What other kinds of performance related information would have been helpful for your project or program, but was unavailable? *(Please describe here)*



13. What indicators do you use in your project or organization to determine [Systems Engineering](#) effectiveness? *(Please describe here)*

An empty text input field with a light gray border. It features a vertical scrollbar on the right side and a horizontal scrollbar at the bottom, both with standard arrow and track icons.

14. What indicators of [Systems Engineering](#) effectiveness are regularly reviewed across projects by higher level management? *(Please describe here)*

An empty text input field with a light gray border. It features a vertical scrollbar on the right side and a horizontal scrollbar at the bottom, both with standard arrow and track icons.

P. IN CONCLUSION

1. Is there anything else that you would like to tell us about your project or this survey?
(Please describe here)

Thank you very much for your time and effort!

Please be sure to use the Save button. That will take you to the final page where you may SUBMIT your response.

Copyright 2012, Carnegie Mellon University.

References

URLs are valid as of the publication date of this document.

[Elm 2008]

Elm, J.; Goldenson, D.; El Emam, K.; Donatelli, N.; Neisa, A. *A Survey of Systems Engineering Effectiveness - Initial Results* (CMU/SEI-2008-SR-034). Software Engineering Institute, Carnegie Mellon University, 2008. <http://www.sei.cmu.edu/library/abstracts/reports/08sr034.cfm>

[Elm 2012a]

Elm, J. *The Business Case for Systems Engineering Study: Assessing Project Performance from Sparse Data* (CMU/SEI-2012-SR-010). Software Engineering Institute, Carnegie Mellon University, 2012. <http://www.sei.cmu.edu/library/abstracts/reports/12sr010.cfm>

[Elm 2012b]

Elm, J. & Goldenson, D. *The Business Case for Systems Engineering Study: Results of the SE Effectiveness Survey* (CMU/SEI-2012-SR-009). Software Engineering Institute, Carnegie Mellon University, 2012. <http://www.sei.cmu.edu/library/abstracts/reports/12sr009.cfm>

REPORT DOCUMENTATION PAGE			<i>Form Approved</i> <i>OMB No. 0704-0188</i>	
Public reporting burden for this collection of information is estimated to average 1 hour per response, including the time for reviewing instructions, searching existing data sources, gathering and maintaining the data needed, and completing and reviewing the collection of information. Send comments regarding this burden estimate or any other aspect of this collection of information, including suggestions for reducing this burden, to Washington Headquarters Services, Directorate for Information Operations and Reports, 1215 Jefferson Davis Highway, Suite 1204, Arlington, VA 22202-4302, and to the Office of Management and Budget, Paperwork Reduction Project (0704-0188), Washington, DC 20503.				
1. AGENCY USE ONLY (Leave Blank)	2. REPORT DATE November 2012	3. REPORT TYPE AND DATES COVERED Final		
4. TITLE AND SUBTITLE The Business Case for Systems Engineering Study: Detailed Response Data		5. FUNDING NUMBERS FA8721-05-C-0003		
6. AUTHOR(S) Joseph P. Elm, Dennis R. Goldenson				
7. PERFORMING ORGANIZATION NAME(S) AND ADDRESS(ES) Software Engineering Institute Carnegie Mellon University Pittsburgh, PA 15213			8. PERFORMING ORGANIZATION REPORT NUMBER CMU/SEI-2012-SR-011	
9. SPONSORING/MONITORING AGENCY NAME(S) AND ADDRESS(ES) AFLCMC/PZE/Hanscom Enterprise Acquisition Division 20 Schilling Circle Building 1305 Hanscom AFB, MA 01731-2116			10. SPONSORING/MONITORING AGENCY REPORT NUMBER	
11. SUPPLEMENTARY NOTES				
12A DISTRIBUTION/AVAILABILITY STATEMENT Unclassified/Unlimited, DTIC, NTIS			12B DISTRIBUTION CODE	
13. ABSTRACT (MAXIMUM 200 WORDS) This report contains detailed response data from The Effectiveness of Systems Engineering: A Survey. The survey had the goal of quantifying the connection between the application of systems engineering (SE) best practices to projects and programs and the performance of those projects and programs. The survey population consisted of projects and programs executed by system developers reached through the National Defense Industrial Association (NDIA) Systems Engineering Division, the Institute of Electrical and Electronics Engineers (IEEE) Aerospace and Electronic Systems Society, and the International Council on Systems Engineering (INCOSE). Analysis of survey responses revealed strong statistical relationships between project performance and several categories of SE best practices. The survey results show notable differences in the relationship between SE best practices and performance between more challenging and less challenging projects. The statistical relationship with project performance is quite strong for survey data of this kind when both SE capability and project challenge are considered together.				
14. SUBJECT TERMS systems-engineering project performance, measurement, return on investment			15. NUMBER OF PAGES <u>118</u> 118	
16. PRICE CODE				
17. SECURITY CLASSIFICATION OF REPORT Unclassified	18. SECURITY CLASSIFICATION OF THIS PAGE Unclassified	19. SECURITY CLASSIFICATION OF ABSTRACT Unclassified	20. LIMITATION OF ABSTRACT UL	

NSN 7540-01-280-5500

Standard Form 298 (Rev. 2-89) Prescribed by ANSI Std. Z39-18
298-102