

# **HMGA1 regulates the Plasminogen activation system in the secretome of breast cancer cells**

Giulia Resmini<sup>1,§,#</sup>, Serena Rizzo<sup>1,#</sup>, Cinzia Franchin<sup>2,3</sup>, Rossella Zanin<sup>1</sup>, Carlotta Penzo<sup>1</sup>, Silvia Pegoraro<sup>1</sup>, Yari Ciani<sup>4</sup>, Silvano Piazza<sup>4,£</sup>, Giorgio Arrigoni<sup>2,3</sup>, Riccardo Sgarra<sup>1,\*</sup> and Guidalberto Manfioletti<sup>1,\*</sup>

<sup>1</sup>Department of Life Sciences, University of Trieste, Trieste, Italy

<sup>2</sup>Department of Biomedical Sciences, University of Padova, Padova, Italy.

<sup>3</sup>Proteomics Center, University of Padova and Azienda Ospedaliera di Padova, Padova, Italy.

<sup>4</sup>National Laboratory CIB (LNCIB), Area Science Park, Trieste, Italy

<sup>§</sup>Present address: I.R.C.C.S. Policlinico San Donato, Milano, Italy

<sup>£</sup>Present address: Bioinformatics Core Facility, Centre for Integrative Biology, CIBIO, University of Trento, Trento, Italy

<sup>#</sup>these authors contributed equally.

<sup>\*</sup>co-last and co-corresponding authors.

## **Correspondence:**

Guidalberto Manfioletti & Riccardo Sgarra

Department of Life Sciences, University of Trieste

Via L. Giorgieri, 5 - 34127 Trieste

Italy

Phone: +39 040 558-8720 / -8721

E-mail: rsgarra@units.it / manfiole@units.it

## Supplementary Figure legends

**Supplementary Figure S1. Effect of serum starvation on the growth of MDA-MB-231 and MDA-MB-231 shA1\_3 cells and the evaluation by SDS-PAGE of a protocol for the enrichment of glycosylated proteins.** a) Metabolic activity of MDA-MB-231 and MDA-MB-231\_shA1\_3 not induced (NI) and induced (I – 10 days). Cells were seeded at a density of 5000 cells per well in 96-multiwell. After 72 hours, complete medium has been removed and replaced with serum-free medium for the serum starvation (SS). As a control, cells were also maintained in complete medium. MTS assay was performed at 0, 24, 48, 72, and 96 h after serum starvation. Values shown are averages  $\pm$  SD (n=3). The metabolic activity of cells at time 0 was set to 100% arbitrarily. The dashed vertical line indicates the 30h time chosen for the collection of secreted proteins. b) Silver staining of proteins separated by SDS-PAGE (T=15%) to verify glycoproteins purification protocol. CM Input: protein concentrate obtained from the culture medium (CM). Samples purified with a control resin (Empty Resin, i.e. without lectins) or with a mixture of ConA- and WGA-derivatized resins are shown (ConA+WGA). Unbound: unbound proteins (flow through), lanes 2 and 5. Competitive elution: proteins retained by the resin and eluted by competitive elution with methyl- $\alpha$ -D-mannopyranoside and N-acetyl-glucosamine, lanes 3 and 6. SDS elution: protein retained by the resin and eluted by SDS, lanes 4 and 7. Molecular weights markers (kDa) are shown on the left. c) The conA+WGA affinity purified proteins (lane 6, panel b) have been identified by LC-MS/MS analyses and subjected to bioinformatic evaluation (gene-annotation enrichment analysis).

**Supplementary Figure S2. Checking (i) the efficiency of HMGA1 silencing in MDA-MB-231\_shA1\_3 cells, (ii) the normalization of protein samples subjected to iTRAQ screening, and (iii) the enrichment of secreted/glycosylated proteins in the ConA+WGA affinity purification.** a) 12 out of 60 independent 175 cm<sup>2</sup> cell culture flask were randomly selected for WB analyses to check for HMGA1 expression levels in MDA-MB-231\_shA1\_3 I and NI cells. After collection of culture media, total protein lysates obtained from cells were analyzed by SDS PAGE (T=15%) and western blot. A blue coomassie (BC) stained gel is shown to check protein quantity normalization. The expression of HMGA1 was detected by anti-HMGA1 antibody ( $\alpha$ -A1). Molecular weight markers (kDa) are shown on the right. b) Blue Coomassie staining of proteins separated by SDS-PAGE (T=15%) to verify glycoproteins quantification and normalization by the

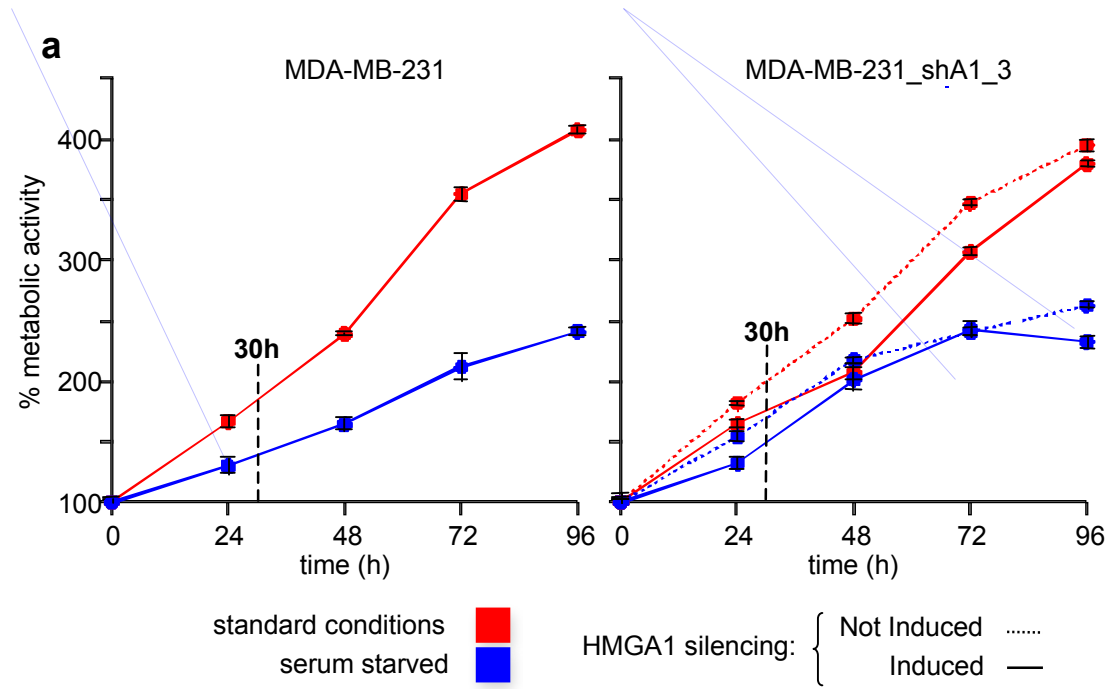
Lowry method. Equivalent amounts (4.5  $\mu$ g) of the glycoproteins purified in the three biological replicates (NI and I) were loaded. c) The conA+WGA affinity purified proteins have been identified by the iTRAQ LC–MS/MS screening. All the identified proteins have been subjected to bioinformatic evaluation (gene-annotation enrichment analysis).

**Supplementary Figure S3. Transcription factor motif analysis of the *PLAU* promoter/enhancer region (about 10 kbp upstream the transcription start site).** The analysis of the promoters sequences was performed through Biobase Transfac using the Match analysis method. Promoter sequences were obtained from the Transfac internal database (version 2016.3) selecting a distance of 10kb upstream and 1kb downstream the TSS. The sequence of the *PLAU* promoter/enhancer region is shown. Putative transcription factor binding sites are evidenced with arrows indicating the binding orientation.

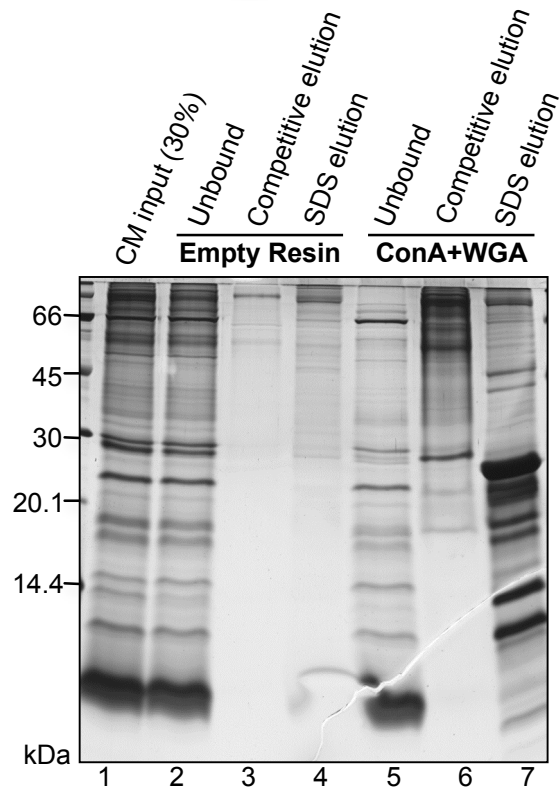
**Supplementary Figure S4. Transcription factor motif analysis of the *SERPINE1* promoter/enhancer region (about 10 kbp upstream the transcription start site).** The analysis of the promoters sequences was performed through Biobase Transfac using the Match analysis method. Promoter sequences were obtained from the Transfac internal database (version 2016.3) selecting a distance of 10kb upstream and 1kb downstream the TSS. The sequence of the *SERPINE1* promoter/enhancer region is shown. Putative transcription factor binding sites are evidenced with arrows indicating the binding orientation.

**Supplementary figure S5. Focal Adhesion Kinase (FAK) expression levels are linked to *HMGA1*.** MDA–MB–231 cells have been treated with siRNA targeting *HMGA1* (siA1) or with control siRNA (siCtrl). Proteins have been extracted with SDS lysis buffer and analysed by SDS–PAGE and western blot. FAK has been detected using a  $\alpha$ -FAK antibody. The membrane after western blot has been stained with red ponceau and it is show as a loading control. Molecular markers (kDa) are shown on the right.

# Supplementary Figure 1



**b**



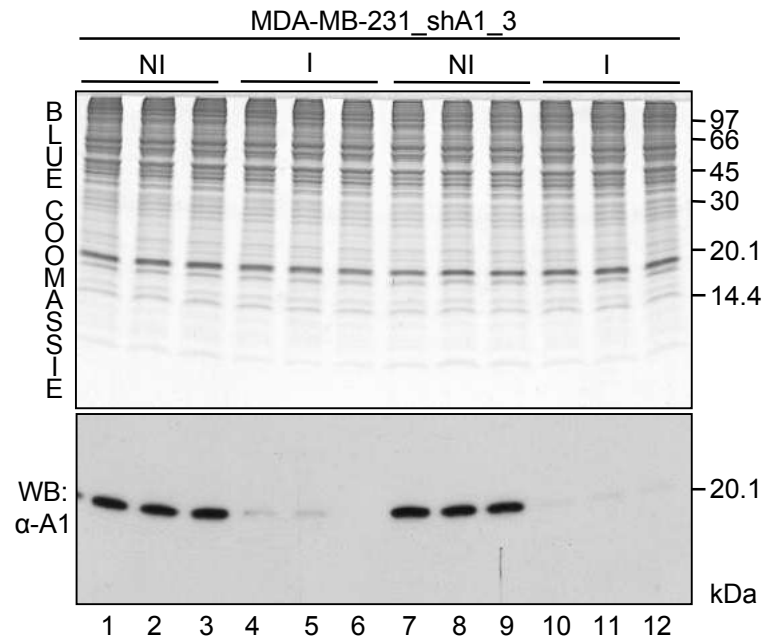
MS

**c**

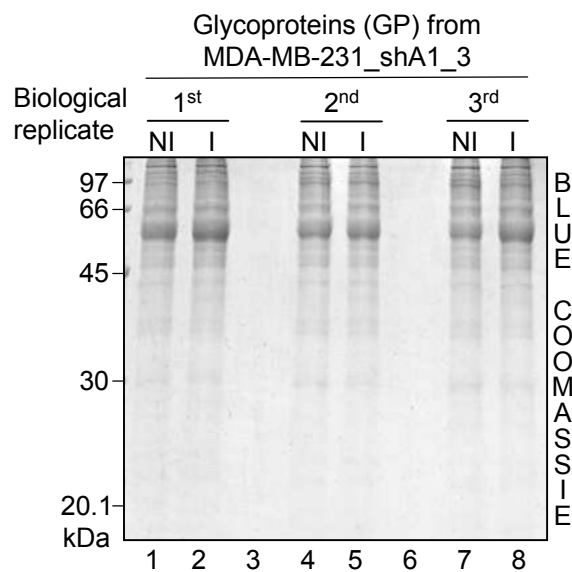
Term	Count	%	PValue	Fold Enrichment	FDR
Glycoprotein	186	85,71	7,06E-89	3,87	9,22E-86
glycosylation site:N-linked (GlcNAc...)	179	82,49	3,18E-84	3,93	5,04E-81
Signal	174	80,18	1,09E-80	3,98	1,43E-77
extracellular exosome	150	69,12	3,96E-71	4,50	5,25E-68
extracellular space	108	49,77	1,29E-62	6,66	1,71E-59
Secreted	94	43,32	1,36E-39	4,65	1,78E-36

## Supplementary Figure 2

**a**



**b**




**c**


iTRAQ data: identified proteins


Term	Count	%	PValue	Fold Enrichm	FDR
extracellular exosome	155	71,76	4,60E-77	4,652226	6,13E-74
Signal	153	70,83	5,64E-58	3,504377	7,43E-55
Glycoprotein	158	73,15	1,99E-57	3,3079807	2,63E-54
glycosylation site:N-linked (GlcNAc...)	149	68,98	1,30E-51	3,2687186	2,08E-48
extracellular space	96	44,44	1,76E-50	6,0130331	2,35E-47
Secreted	88	40,74	7,71E-34	4,2671002	1,02E-30

# Supplementary Figure S3


## PLAU Promoter/Enhancer analysis




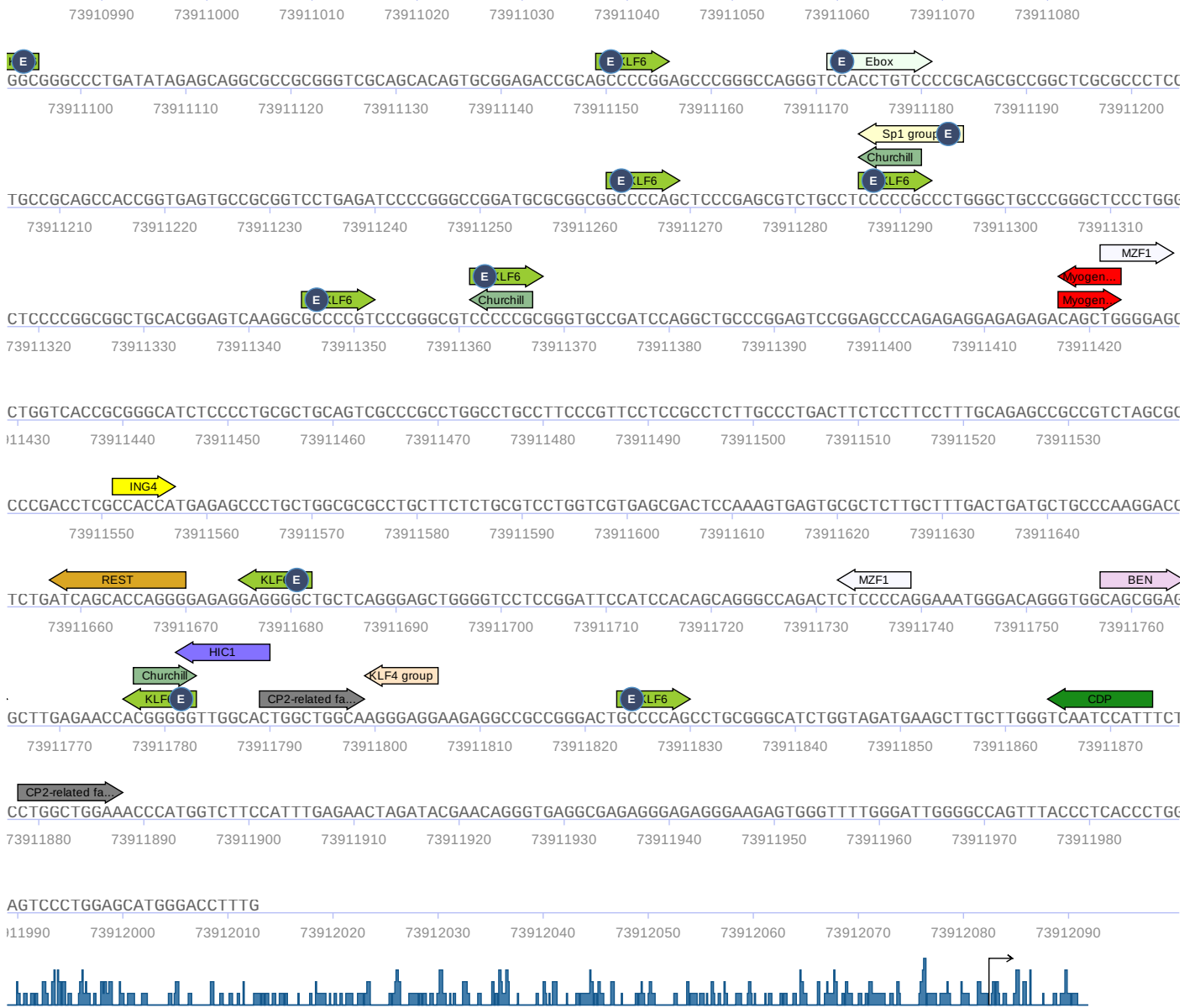






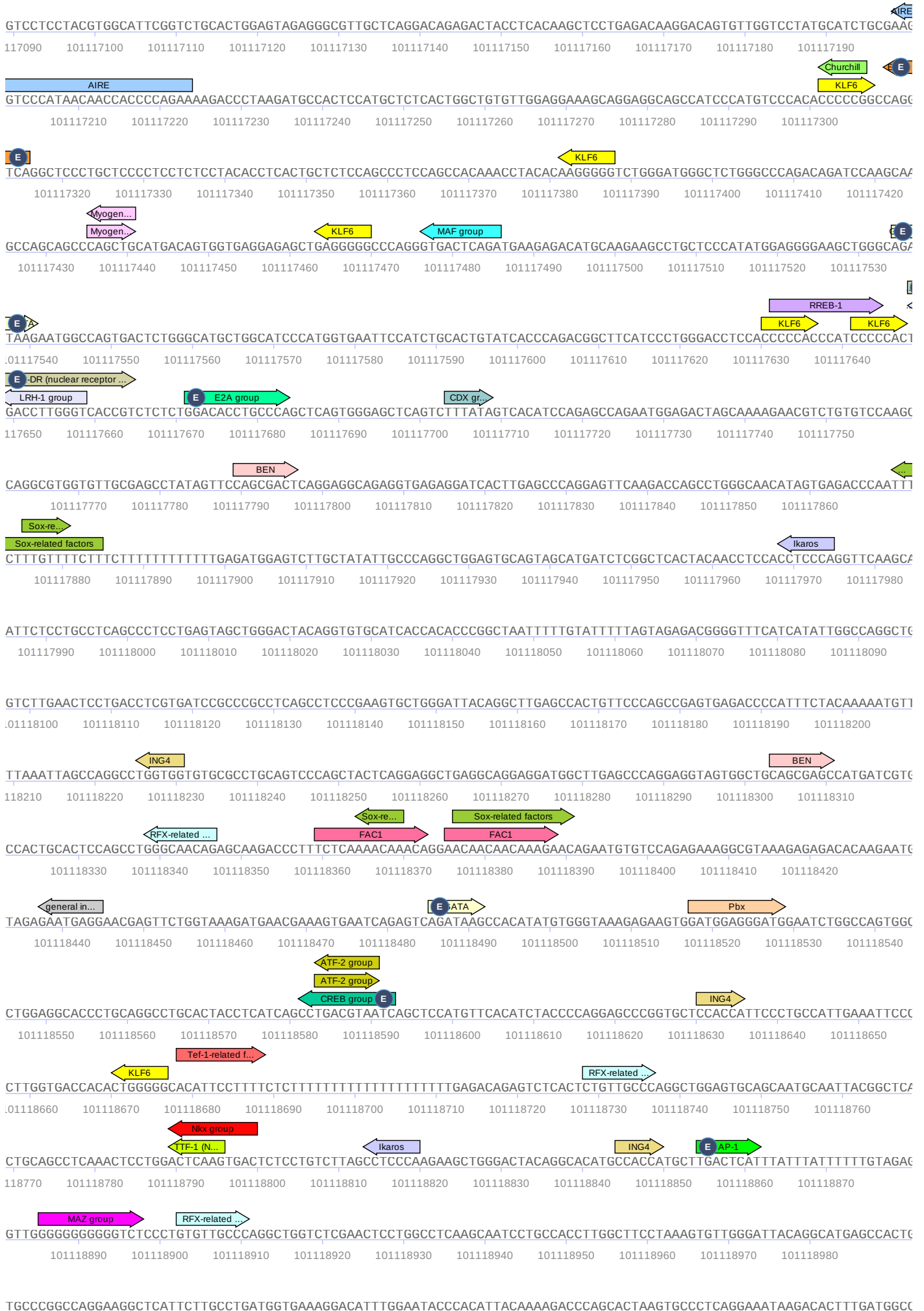


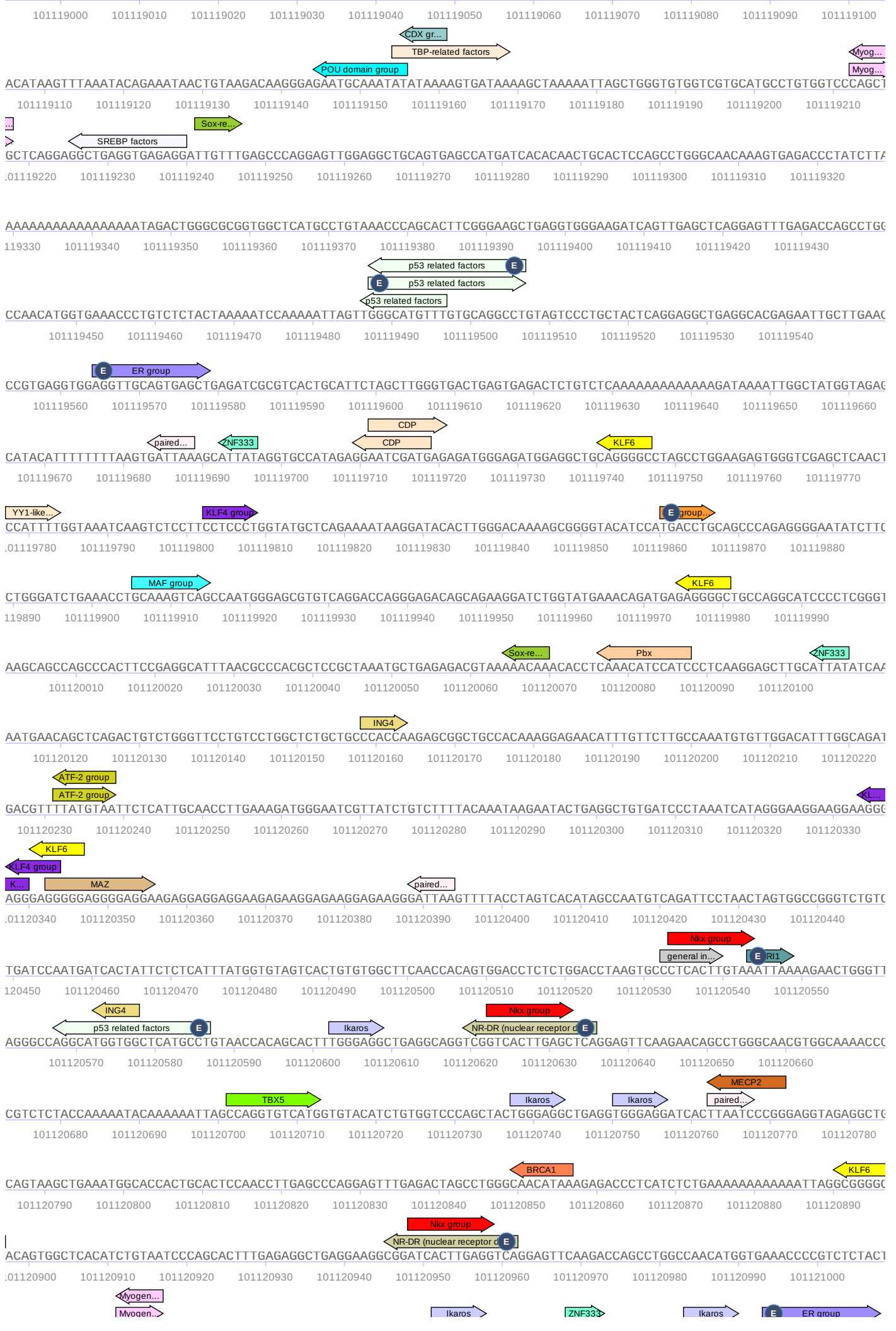






# Supplementary Figure S4


## SERPINE1 Promoter/Enhancer analysis








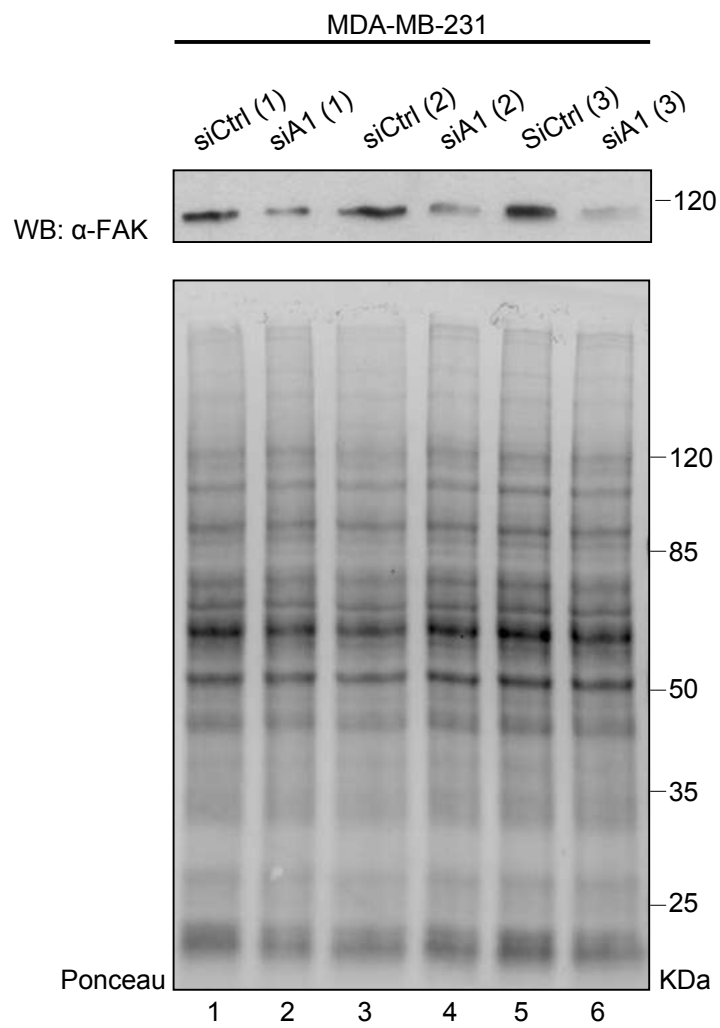








# Supplementary figure 5



## Supplementary Data – Methods

<b>qRT-PCR primers</b>	
<b>Primer Name</b>	<b>Oligo sequence (5' → 3')</b>
NRP2 rev	CGATGTTCCCACAGTGTTTG
NRP2 for	CGAACCCAACCAGAAGATTG
CTSC rev	CCAGAATTGCCAAGGTCATC
CTSC for	TGTCAACTGCTCGGTTATGG
SLC1A5 rev	AAACCCACATCCTCCATCTC
SLC1A5 for	TCCGCTTCTTCAACTCCTTC
LG MN rev	GGAGTGGGATTGTCTTCAGAGT
LG MN for	GCAGGTTCAAATGGCTGGTAT
PLAUR rev	TGATGAGCCACAGGAAATGC
PLAUR for	TGGGTTAGACTTGTGCAACC
PLAU rev	AGCAAGGCAATGTCGTTGTG
PLAU for	GCTCAAGGCTTAACTCCAACAC
SERPINE1 rev	AAGGGGCAGCAATGAACATG
SERPINE1 for	TGGCTCAGACCAACAAGTTC
STC1 rev	TCCTTTGGAAAGTGGAGCAC
STC1 for	CTCAGGGAAAAGCATTTCGTC
ADAM9 rev	AACATCTGGCTGACAGAACTGA
ADAM9 for	CTTGCTGCGAAGGAAGTACC
HMGA1 rev	AGCCCCTCTTCCCCACAAAGAGT
HMGA1 for	ACCAGCGCCAAATGTTTCATCCTCA

<b>siRNA sequences</b>	
<b>siRNA name</b>	<b>siRNA sequence (5' → 3')</b>
siNRP2	GCUUCUCUGCGCGUUACUATT
siLG MN	GCAUUGGUGCCGUUCCUAUTT
siA1_3	ACUGGAGAAGGAGGAAGAGTT
siCTRL	ACAGUCGCGUUUGCGACUGTT

Accession	Description	Score
O00391	Sulfhydryl oxidase 1 OS=Homo sapiens GN=QSOX1 PE=1 SV=3 -	5348,53
P07339	Cathepsin D OS=Homo sapiens GN=CTSD PE=1 SV=1 - [CATD_HU	3718,35
P09603	Macrophage colony-stimulating factor 1 OS=Homo sapiens GN=CS	3158,52
Q08380	Galectin-3-binding protein OS=Homo sapiens GN=LGALS3BP PE=1	2474,13
Q5H9A7	Metalloproteinase inhibitor 1 OS=Homo sapiens GN=TIMP1 PE=1	2137,16
P05067-7	Isoform L-APP733 of Amyloid beta A4 protein OS=Homo sapiens G	2071,01
P07996	Thrombospondin-1 OS=Homo sapiens GN=THBS1 PE=1 SV=2 - [	1959,37
AOA087X0S5	Collagen alpha-1(VI) chain OS=Homo sapiens GN=COL6A1 PE=1	1762,69
Q8NBP7	Proprotein convertase subtilisin/kexin type 9 OS=Homo sapiens GN	1657,94
P02751-5	Isoform 5 of Fibronectin OS=Homo sapiens GN=FN1 - [FINC_HUM	1441,48
P00750-4	Isoform 4 of Tissue-type plasminogen activator OS=Homo sapiens	1400,39
Q13740-2	Isoform 2 of CD166 antigen OS=Homo sapiens GN=ALCAM - [CD1	1393,69
E7ET40	Urokinase-type plasminogen activator chain B OS=Homo sapiens G	1246,58
Q14118	Dystroglycan OS=Homo sapiens GN=DAG1 PE=1 SV=2 - [DAG1_H	1211,58
O94985-2	Isoform 2 of Calsyntenin-1 OS=Homo sapiens GN=CLSTN1 - [CST	1179,88
O14786-3	Isoform 3 of Neuropilin-1 OS=Homo sapiens GN=NRP1 - [NRP1_H	1175,00
Q16270-2	Isoform 2 of Insulin-like growth factor-binding protein 7 OS=Homc	1116,53
Q92820	Gamma-glutamyl hydrolase OS=Homo sapiens GN=GGH PE=1 SV	1017,15
P01130-2	Isoform 2 of Low-density lipoprotein receptor OS=Homo sapiens G	960,54
P55287-2	Isoform 2 of Cadherin-11 OS=Homo sapiens GN=CDH11 - [CAD11	933,03
P26022	Pentraxin-related protein PTX3 OS=Homo sapiens GN=PTX3 PE=1	920,05
Q06481	Amyloid-like protein 2 OS=Homo sapiens GN=APLP2 PE=1 SV=2 -	882,30
P30530-2	Isoform Short of Tyrosine-protein kinase receptor UFO OS=Homo	840,50
Q16610	Extracellular matrix protein 1 OS=Homo sapiens GN=ECM1 PE=1	814,52
P04264	Keratin, type II cytoskeletal 1 OS=Homo sapiens GN=KRT1 PE=1	810,31
Q14126	Desmoglein-2 OS=Homo sapiens GN=DSG2 PE=1 SV=2 - [DSG2_	733,15
P11047	Laminin subunit gamma-1 OS=Homo sapiens GN=LAMC1 PE=1 SV	675,30
Q9BTY2	Plasma alpha-L-fucosidase OS=Homo sapiens GN=FUCA2 PE=1 SV	660,02
Q9NZ08	Endoplasmic reticulum aminopeptidase 1 OS=Homo sapiens GN=E	651,54
P43251-4	Isoform 4 of Biotinidase OS=Homo sapiens GN=BTD - [BTD_HUM	647,67
Q99538	Legumain OS=Homo sapiens GN=LGMN PE=1 SV=1 - [LGMN_HU	617,40
P05121	Plasminogen activator inhibitor 1 OS=Homo sapiens GN=SERPINE	607,96
Q92626	Peroxidasin homolog OS=Homo sapiens GN=PXDN PE=1 SV=2 - [	593,85
J3QSU6	Tenascin OS=Homo sapiens GN=TNC PE=1 SV=1 - [J3QSU6_HUM	589,09
Q14393-5	Isoform 5 of Growth arrest-specific protein 6 OS=Homo sapiens G	580,61
P08294	Extracellular superoxide dismutase [Cu-Zn] OS=Homo sapiens GN	572,28
P08581	Hepatocyte growth factor receptor OS=Homo sapiens GN=MET PE	571,03
P07602	Prosaposin OS=Homo sapiens GN=PSAP PE=1 SV=2 - [SAP_HUM	553,78
P04062-4	Isoform 4 of Glucosylceramidase OS=Homo sapiens GN=GBA - [G	542,47
P13473	Lysosome-associated membrane glycoprotein 2 OS=Homo sapiens	484,23
Q9UBR2	Cathepsin Z OS=Homo sapiens GN=CTSZ PE=1 SV=1 - [CATZ_HU	472,28
H3BS10	Beta-hexosaminidase OS=Homo sapiens GN=HEXA PE=1 SV=1 -	466,97
O75326-2	Isoform 2 of Semaphorin-7A OS=Homo sapiens GN=SEMA7A - [SE	455,89
P07686	Beta-hexosaminidase subunit beta OS=Homo sapiens GN=HEXB P	450,81
P13645	Keratin, type I cytoskeletal 10 OS=Homo sapiens GN=KRT10 PE=	417,86
Q9H3G5	Probable serine carboxypeptidase CPVL OS=Homo sapiens GN=CP	402,49
P15151-3	Isoform Gamma of Poliovirus receptor OS=Homo sapiens GN=PVR	400,84
P08195-2	Isoform 2 of 4F2 cell-surface antigen heavy chain OS=Homo sapie	396,93
Q9Y4K0	Lysyl oxidase homolog 2 OS=Homo sapiens GN=LOXL2 PE=1 SV=	385,80
P01892	HLA class I histocompatibility antigen, A-2 alpha chain OS=Homo s	368,46
P28799	Granulins OS=Homo sapiens GN=GRN PE=1 SV=2 - [GRN_HUMAI	367,36
Q12913-2	Isoform 2 of Receptor-type tyrosine-protein phosphatase eta OS=I	362,22
P29279	Connective tissue growth factor OS=Homo sapiens GN=CTGF PE=	357,33
P48723	Heat shock 70 kDa protein 13 OS=Homo sapiens GN=HSPA13 PE=	353,84
F8WC54	Disintegrin and metalloproteinase domain-containing protein 9 OS=	346,91
P08238	Heat shock protein HSP 90-beta OS=Homo sapiens GN=HSP90AB	332,21
Q86SR1-2	Isoform 2 of Polypeptide N-acetylgalactosaminyltransferase 10 OS	331,71
P10586-2	Isoform 2 of Receptor-type tyrosine-protein phosphatase F OS=Hc	331,33

Q86SJ2	Amphoterin-induced protein 2 OS=Homo sapiens GN=AMIGO2 PE=1 SV=1 - [EXTL2_HUMAN]	328,63
Q9UBQ6	Exostosin-like 2 OS=Homo sapiens GN=EXTL2 PE=1 SV=1 - [EXTL2_HUMAN]	320,34
H3BMA1	Mesothelin (Fragment) OS=Homo sapiens GN=MSLN PE=4 SV=2 - [MSLN_HUMAN]	318,97
P00338	L-lactate dehydrogenase A chain OS=Homo sapiens GN=LDHA PE=1 SV=1 - [LDHA_HUMAN]	315,76
Q02809	Procollagen-lysine,2-oxoglutarate 5-dioxygenase 1 OS=Homo sapiens GN=LOX PE=1 SV=1 - [LOX_HUMAN]	314,30
H0YD13	CD44 antigen OS=Homo sapiens GN=CD44 PE=1 SV=2 - [H0YD13_HUMAN]	311,48
P32004-3	Isoform 3 of Neural cell adhesion molecule L1 OS=Homo sapiens GN=NCAM1 PE=1 SV=1 - [NCAM1_HUMAN]	308,14
P22413	Ectonucleotide pyrophosphatase/phosphodiesterase family member 1 OS=Homo sapiens GN=ENTPD1 PE=1 SV=1 - [ENTPD1_HUMAN]	298,88
Q16706	Alpha-mannosidase 2 OS=Homo sapiens GN=MAN2A1 PE=1 SV=2 - [MAN2A1_HUMAN]	297,67
P42785	Lysosomal Pro-X carboxypeptidase OS=Homo sapiens GN=PRCP PE=1 SV=1 - [PRCP_HUMAN]	296,85
Q01459	Di-N-acetylchitobiase OS=Homo sapiens GN=CTBS PE=1 SV=1 - [CTBS_HUMAN]	275,81
AOA087X208	Agrin OS=Homo sapiens GN=AGRN PE=4 SV=1 - [AOA087X208_HUMAN]	271,72
P61812	Transforming growth factor beta-2 OS=Homo sapiens GN=TGFB2 PE=1 SV=1 - [TGFB2_HUMAN]	271,19
G3V0E5	Transferrin receptor (P90, CD71), isoform CRA_c OS=Homo sapiens GN=TFRC PE=1 SV=1 - [TFRC_HUMAN]	269,13
P00751	Complement factor B OS=Homo sapiens GN=CFB PE=1 SV=2 - [CFB_HUMAN]	267,70
Q13308-5	Isoform 5 of Inactive tyrosine-protein kinase 7 OS=Homo sapiens GN=TYRO7 PE=1 SV=1 - [TYRO7_HUMAN]	263,16
Q12841-2	Isoform 2 of Follistatin-related protein 1 OS=Homo sapiens GN=FRS3 PE=1 SV=1 - [FRS3_HUMAN]	261,81
P50897	Palmitoyl-protein thioesterase 1 OS=Homo sapiens GN=PPT1 PE=1 SV=1 - [PPT1_HUMAN]	261,02
Q9UNN8	Endothelial protein C receptor OS=Homo sapiens GN=PROCR PE=1 SV=1 - [PROCR_HUMAN]	257,94
P60709	Actin, cytoplasmic 1 OS=Homo sapiens GN=ACTB PE=1 SV=1 - [ACTB_HUMAN]	257,80
P10619-2	Isoform 2 of Lysosomal protective protein OS=Homo sapiens GN=LPP1 PE=1 SV=1 - [LPP1_HUMAN]	257,10
Q9BQT9	Calsyntenin-3 OS=Homo sapiens GN=CLSTN3 PE=1 SV=1 - [CLSTN3_HUMAN]	251,05
E7EPS8	Receptor-type tyrosine-protein phosphatase mu OS=Homo sapiens GN=PTN PE=1 SV=1 - [PTN_HUMAN]	241,56
AOA087WX99	Cadherin-4 OS=Homo sapiens GN=CDH4 PE=4 SV=1 - [AOA087WX99_HUMAN]	241,41
P11021	78 kDa glucose-regulated protein OS=Homo sapiens GN=HSPA5 PE=1 SV=1 - [HSPA5_HUMAN]	239,89
Q15262	Receptor-type tyrosine-protein phosphatase kappa OS=Homo sapiens GN=PTN PE=1 SV=1 - [PTN_HUMAN]	237,94
P01137	Transforming growth factor beta-1 OS=Homo sapiens GN=TGFB1 PE=1 SV=1 - [TGFB1_HUMAN]	236,93
P54802	Alpha-N-acetylglucosaminidase OS=Homo sapiens GN=NAGLU PE=1 SV=1 - [NAGLU_HUMAN]	236,27
P04066	Tissue alpha-L-fucosidase OS=Homo sapiens GN=FUCA1 PE=1 SV=1 - [FUCA1_HUMAN]	231,27
P31431-2	Isoform 2 of Syndecan-4 OS=Homo sapiens GN=SDC4 - [SDC4_HUMAN]	223,58
O00754-2	Isoform 2 of Lysosomal alpha-mannosidase OS=Homo sapiens GN=MAN2B1 PE=1 SV=1 - [MAN2B1_HUMAN]	222,48
Q9BZM5	NKG2D ligand 2 OS=Homo sapiens GN=ULBP2 PE=1 SV=1 - [N2D2_HUMAN]	219,88
P55268	Laminin subunit beta-2 OS=Homo sapiens GN=LAMB2 PE=1 SV=2 - [LAMB2_HUMAN]	215,80
O14773	Tripeptidyl-peptidase 1 OS=Homo sapiens GN=TPP1 PE=1 SV=2 - [TPP1_HUMAN]	215,26
Q7Z7M9	Polypeptide N-acetylgalactosaminyltransferase 5 OS=Homo sapiens GN=PGC PE=1 SV=1 - [PGC_HUMAN]	214,00
Q5T7C4	High mobility group protein B1 OS=Homo sapiens GN=HMGB1 PE=1 SV=1 - [HMGB1_HUMAN]	209,13
P14618	Pyruvate kinase PKM OS=Homo sapiens GN=PKM PE=1 SV=4 - [PKM_HUMAN]	209,05
Q8NBJ4-2	Isoform 2 of Golgi membrane protein 1 OS=Homo sapiens GN=GM1 PE=1 SV=1 - [GM1_HUMAN]	207,63
E7ETU9	Procollagen-lysine,2-oxoglutarate 5-dioxygenase 2 OS=Homo sapiens GN=LOX2 PE=1 SV=1 - [LOX2_HUMAN]	206,93
P52799	Ephrin-B2 OS=Homo sapiens GN=EFNB2 PE=1 SV=1 - [EFNB2_HUMAN]	205,26
P53634	Dipeptidyl peptidase 1 OS=Homo sapiens GN=CTSC PE=1 SV=2 - [CTSC_HUMAN]	203,97
P35555	Fibrillin-1 OS=Homo sapiens GN=FBN1 PE=1 SV=3 - [FBN1_HUMAN]	202,69
P52823	Stanniocalcin-1 OS=Homo sapiens GN=STC1 PE=1 SV=1 - [STC1_HUMAN]	199,04
O43155	Leucine-rich repeat transmembrane protein FLRT2 OS=Homo sapiens GN=FLRT2 PE=1 SV=1 - [FLRT2_HUMAN]	192,99
P11142-2	Isoform 2 of Heat shock cognate 71 kDa protein OS=Homo sapiens GN=HSP70 PE=1 SV=1 - [HSP70_HUMAN]	192,38
O43505	N-acetyllactosaminide beta-1,3-N-acetylglucosaminyltransferase OS=Homo sapiens GN=GLNA1 PE=1 SV=1 - [GLNA1_HUMAN]	188,35
O15230	Laminin subunit alpha-5 OS=Homo sapiens GN=LAMA5 PE=1 SV=1 - [LAMA5_HUMAN]	188,10
P16870-2	Isoform 2 of Carboxypeptidase E OS=Homo sapiens GN=CPE - [CPE_HUMAN]	186,88
P07942	Laminin subunit beta-1 OS=Homo sapiens GN=LAMB1 PE=1 SV=2 - [LAMB1_HUMAN]	181,08
Q99574	Neuroserpin OS=Homo sapiens GN=SERPINI1 PE=1 SV=1 - [NEUROSERPIN_HUMAN]	178,43
O75882-3	Isoform 3 of Attractin OS=Homo sapiens GN=ATRN - [ATRN_HUMAN]	176,75
C9JR67	Epsilon-sarcoglycan OS=Homo sapiens GN=SGCE PE=4 SV=1 - [SGCE_HUMAN]	170,42
P15291-2	Isoform Short of Beta-1,4-galactosyltransferase 1 OS=Homo sapiens GN=GLNA1 PE=1 SV=1 - [GLNA1_HUMAN]	170,17
Q9BRK5-6	Isoform 6 of 45 kDa calcium-binding protein OS=Homo sapiens GN=CBP1 PE=1 SV=1 - [CBP1_HUMAN]	168,02
Q5T8F0	Cathepsin L1 OS=Homo sapiens GN=CTSL PE=1 SV=1 - [Q5T8F0_HUMAN]	166,07
Q02818	Nucleobindin-1 OS=Homo sapiens GN=NUCB1 PE=1 SV=4 - [NUCB1_HUMAN]	165,31
AOA087WVM3	Protein CYR61 OS=Homo sapiens GN=CYR61 PE=4 SV=1 - [AOA087WVM3_HUMAN]	164,72
P35052	Glypican-1 OS=Homo sapiens GN=GPC1 PE=1 SV=2 - [GPC1_HUMAN]	163,62
F8VVB9	Tubulin alpha-1B chain (Fragment) OS=Homo sapiens GN=TUBA1 PE=1 SV=1 - [TUBA1_HUMAN]	162,13

Q9GZP0-2	Isoform 2 of Platelet-derived growth factor D OS=Homo sapiens G	161,69
P06748-3	Isoform 3 of Nucleophosmin OS=Homo sapiens GN=NPM1 - [NPM	161,47
P07195	L-lactate dehydrogenase B chain OS=Homo sapiens GN=LDHB PE=	160,22
Q92896	Golgi apparatus protein 1 OS=Homo sapiens GN=GLG1 PE=1 SV=	159,36
P07900	Heat shock protein HSP 90-alpha OS=Homo sapiens GN=HSP90AA	158,59
O14657	Torsin-1B OS=Homo sapiens GN=TOR1B PE=1 SV=2 - [TOR1B_H	157,75
Q9UKM7	Endoplasmic reticulum mannosyl-oligosaccharide 1,2-alpha-manno	156,38
P10124	Serglycin OS=Homo sapiens GN=SRGN PE=1 SV=3 - [SRGN_HUM	156,34
P14625	Endoplasmin OS=Homo sapiens GN=HSP90B1 PE=1 SV=1 - [ENP	154,83
A0A087WWP7	Receptor-type tyrosine-protein phosphatase gamma OS=Homo sap	150,56
H3BUH7	Fructose-bisphosphate aldolase A (Fragment) OS=Homo sapiens G	149,78
Q13332-6	Isoform 2 of Receptor-type tyrosine-protein phosphatase S OS=Hc	149,75
O60568	Procollagen-lysine,2-oxoglutarate 5-dioxygenase 3 OS=Homo sapi	149,13
Q9UM22	Mammalian ependymin-related protein 1 OS=Homo sapiens GN=E	148,45
O94907	Dickkopf-related protein 1 OS=Homo sapiens GN=DKK1 PE=1 SV=	145,56
HOYA68	Alpha-mannosidase (Fragment) OS=Homo sapiens GN=MAN2B2 P	145,16
P10646	Tissue factor pathway inhibitor OS=Homo sapiens GN=TFPI PE=1	144,99
O95490-3	Isoform 3 of Latrophilin-2 OS=Homo sapiens GN=LPHN2 - [LPHN2	144,36
P08603	Complement factor H OS=Homo sapiens GN=CFH PE=1 SV=4 - [C	143,31
Q9NPF2-2	Isoform 2 of Carbohydrate sulfotransferase 11 OS=Homo sapiens	141,12
Q6EMK4	Vasorin OS=Homo sapiens GN=VASN PE=1 SV=1 - [VASN_HUMA	140,71
Q14766-3	Isoform 3 of Latent-transforming growth factor beta-binding prote	137,69
Q14517	Protocadherin Fat 1 OS=Homo sapiens GN=FAT1 PE=1 SV=2 - [F	136,70
Q13219	Pappalysin-1 OS=Homo sapiens GN=PAPPA PE=1 SV=3 - [PAPP1	134,97
A0A0A0MTC7	Laminin subunit alpha-4 OS=Homo sapiens GN=LAMA4 PE=4 SV=	131,52
P01009-2	Isoform 2 of Alpha-1-antitrypsin OS=Homo sapiens GN=SERPINA1	131,29
Q02742	Beta-1,3-galactosyl-O-glycosyl-glycoprotein beta-1,6-N-acetylgluco	128,45
P51688	N-sulphoglucosamine sulphohydrolase OS=Homo sapiens GN=SGS	127,58
C9J1D9	Interleukin-1 receptor accessory protein (Fragment) OS=Homo sap	123,54
Q10469	Alpha-1,6-mannosyl-glycoprotein 2-beta-N-acetylglucosaminyltrans	123,22
O00299	Chloride intracellular channel protein 1 OS=Homo sapiens GN=CLI	122,24
P10909-3	Isoform 3 of Clusterin OS=Homo sapiens GN=CLU - [CLUS_HUMA	121,80
O14672	Disintegrin and metalloproteinase domain-containing protein 10 OS	120,95
P07225	Vitamin K-dependent protein S OS=Homo sapiens GN=PROS1 PE=	115,43
B3KUB4	Carbonic anhydrase 12 OS=Homo sapiens GN=CA12 PE=2 SV=1 -	115,28
Q12805-5	Isoform 5 of EGF-containing fibulin-like extracellular matrix protein	113,82
Q96PX8	SLIT and NTRK-like protein 1 OS=Homo sapiens GN=SLITRK1 PE=	113,35
P12814-2	Isoform 2 of Alpha-actinin-1 OS=Homo sapiens GN=ACTN1 - [ACT	111,68
O75509	Tumor necrosis factor receptor superfamily member 21 OS=Homo	109,81
Q92688-2	Isoform 2 of Acidic leucine-rich nuclear phosphoprotein 32 family r	108,94
P26583	High mobility group protein B2 OS=Homo sapiens GN=HMGB2 PE=	108,00
O14792	Heparan sulfate glucosamine 3-O-sulfotransferase 1 OS=Homo sap	105,15
Q32P28-4	Isoform 4 of Prolyl 3-hydroxylase 1 OS=Homo sapiens GN=LEPRE	104,75
Q5TCI8	Prelamin-A/C OS=Homo sapiens GN=LMNA PE=1 SV=1 - [Q5TCI8	101,11
B7Z2E6	14-3-3 protein zeta/delta OS=Homo sapiens GN=YWHAZ PE=1 SV	101,09
Q9UNW1	Multiple inositol polyphosphate phosphatase 1 OS=Homo sapiens C	100,80
P62258-2	Isoform SV of 14-3-3 protein epsilon OS=Homo sapiens GN=YWHA	99,54
P43121-2	Isoform 2 of Cell surface glycoprotein MUC18 OS=Homo sapiens G	99,39
Q9GZM7-3	Isoform 3 of Tubulointerstitial nephritis antigen-like OS=Homo sap	99,22
Q8NES3-3	Isoform 3 of Beta-1,3-N-acetylglucosaminyltransferase lunatic fring	97,98
F8VU65	60S acidic ribosomal protein P0 (Fragment) OS=Homo sapiens GN	97,52
Q8WWQ1-3	Isoform 3 of Soluble calcium-activated nucleotidase 1 OS=Homo s	97,32
H3BMU8	Group XV phospholipase A2 (Fragment) OS=Homo sapiens GN=PL	95,63
F5H7J9	Low-density lipoprotein receptor-related protein 6 OS=Homo sapie	95,48
E9PG71	Ephrin type-A receptor 4 OS=Homo sapiens GN=EPHA4 PE=1 SV=	95,26
Q9H173	Nucleotide exchange factor SIL1 OS=Homo sapiens GN=SIL1 PE=	95,14
Q01105-3	Isoform 3 of Protein SET OS=Homo sapiens GN=SET - [SET_HUM	94,88
P07093-2	Isoform 2 of Glia-derived nexin OS=Homo sapiens GN=SERPINE2	94,44
Q8N0V5	N-acetyllactosaminide beta-1,6-N-acetylglucosaminyl-transferase, i	92,87

A0A087WVQ9	Elongation factor 1-alpha 1 OS=Homo sapiens GN=EEF1A1 PE=4	92,72
P07858	Cathepsin B OS=Homo sapiens GN=CTSB PE=1 SV=3 - [CATB_HU	91,28
B5MCZ9	Glutamyl-peptide cyclotransferase (Fragment) OS=Homo sapiens	87,92
D6REQ6	Ribonuclease T2 OS=Homo sapiens GN=RNASET2 PE=1 SV=1 - [	87,42
A0A024RCL3	MHC class I polypeptide-related sequence A OS=Homo sapiens GN	85,43
F6X2W2	Neuronal growth regulator 1 OS=Homo sapiens GN=NEGR1 PE=4	85,26
P00533-2	Isoform 2 of Epidermal growth factor receptor OS=Homo sapiens	83,08
Q14703	Membrane-bound transcription factor site-1 protease OS=Homo sa	81,71
Q9BRK3-4	Isoform 4 of Matrix-remodeling-associated protein 8 OS=Homo sa	79,44
Q92859-2	Isoform 2 of Neogenin OS=Homo sapiens GN=NEO1 - [NEO1_HU	79,20
Q9UHI8	A disintegrin and metalloproteinase with thrombospondin motifs 1	79,03
Q9Y6N7-6	Isoform 6 of Roundabout homolog 1 OS=Homo sapiens GN=ROBO	74,73
P08572	Collagen alpha-2(IV) chain OS=Homo sapiens GN=COL4A2 PE=1	74,71
O00115-2	Isoform 2 of Deoxyribonuclease-2-alpha OS=Homo sapiens GN=D	71,58
P35625	Metalloproteinase inhibitor 3 OS=Homo sapiens GN=TIMP3 PE=1	71,38
Q8WZ75-3	Isoform 3 of Roundabout homolog 4 OS=Homo sapiens GN=ROBO	71,28
P98160	Basement membrane-specific heparan sulfate proteoglycan core p	70,20
P34059	N-acetylgalactosamine-6-sulfatase OS=Homo sapiens GN=GALNS	69,83
K7N7A0	Alpha/beta hydrolase domain-containing protein 14A OS=Homo sa	67,94
O95084-2	Isoform 2 of Serine protease 23 OS=Homo sapiens GN=PRSS23 -	66,57
P49767	Vascular endothelial growth factor C OS=Homo sapiens GN=VEGF	66,32
O43854-2	Isoform 2 of EGF-like repeat and discoidin I-like domain-containi	66,00
Q6UX71-2	Isoform 2 of Plexin domain-containing protein 2 OS=Homo sapiens	65,99
A0A087WXW9	Collagen alpha-1(V) chain OS=Homo sapiens GN=COL5A1 PE=4 S	63,56
A0A087X176	Sulfhydryl oxidase 2 OS=Homo sapiens GN=QSOX2 PE=1 SV=1 -	63,22
P14314-2	Isoform 2 of Glucosidase 2 subunit beta OS=Homo sapiens GN=PF	63,17
Q8NHP8	Putative phospholipase B-like 2 OS=Homo sapiens GN=PLBD2 PE=	62,03
D6RIU4	Vesicular integral-membrane protein VIP36 (Fragment) OS=Homo	59,26
A0A087X0D5	Pro-cathepsin H OS=Homo sapiens GN=CTSH PE=1 SV=1 - [A0AC	59,20
O43852-12	Isoform 12 of Calumenin OS=Homo sapiens GN=CALU - [CALU_HU	59,06
Q9UJJ9	N-acetylglucosamine-1-phosphotransferase subunit gamma OS=Ho	56,28
A0A0A0MT32	Lysosomal acid lipase/cholesteryl ester hydrolase OS=Homo sapien	55,58
Q00610-2	Isoform 2 of Clathrin heavy chain 1 OS=Homo sapiens GN=CLTC -	55,11
P40189-2	Isoform 2 of Interleukin-6 receptor subunit beta OS=Homo sapien	54,79
Q9NPR2-2	Isoform 2 of Semaphorin-4B OS=Homo sapiens GN=SEMA4B - [SE	54,09
F5H4C6	N-acetylglucosamine-6-sulfatase (Fragment) OS=Homo sapiens GN	53,11
B3KWA1	Iduronate 2-sulfatase (Hunter syndrome), isoform CRA_e OS=Hon	52,76
H0YMZ1	Proteasome subunit alpha type (Fragment) OS=Homo sapiens GN-	50,43
Q8N441	Fibroblast growth factor receptor-like 1 OS=Homo sapiens GN=FG	48,77
E7EMM4	Acid ceramidase OS=Homo sapiens GN=ASAH1 PE=1 SV=1 - [E7E	42,57
P11717	Cation-independent mannose-6-phosphate receptor OS=Homo sap	40,24
Q7LGC8	Carbohydrate sulfotransferase 3 OS=Homo sapiens GN=CHST3 PE	38,48
A0A0A0MS42	Galactocerebrosidase OS=Homo sapiens GN=GALC PE=4 SV=1 - [	31,02
O95150	Tumor necrosis factor ligand superfamily member 15 OS=Homo sa	27,16

Coverage	# Proteins	# Unique Peptides	# Peptides	# PSMs	# AAs
33,47	1	22	22	169	747
33,01	1	11	11	109	412
16,97	1	8	8	81	554
27,69	1	14	14	90	585
14,69	2	2	2	65	143
20,60	6	12	13	81	733
17,26	1	18	18	83	1170
22,32	2	17	17	55	1026
21,39	1	10	10	47	692
20,94	4	31	31	51	2211
31,14	5	9	9	50	395
22,63	2	10	10	57	570
23,43	3	9	9	59	414
22,23	1	13	13	33	895
16,07	2	12	12	47	971
28,90	6	12	12	37	609
15,77	2	6	6	44	279
42,14	1	11	11	39	318
14,08	8	7	7	24	682
26,12	2	12	12	30	693
34,12	1	10	10	46	381
21,89	2	12	13	33	763
6,89	2	5	5	33	885
16,11	2	8	8	27	540
22,83	1	12	12	26	644
18,87	1	15	15	23	1118
8,45	1	10	10	15	1609
30,62	1	13	13	26	467
24,12	2	19	19	23	941
19,31	4	7	7	17	523
21,02	1	7	7	19	433
42,04	1	14	14	40	402
13,18	1	14	14	18	1479
15,11	3	20	20	23	2019
40,63	5	11	11	20	379
20,00	1	4	4	15	240
7,63	1	10	10	20	1390
21,56	2	10	10	23	524
28,73	3	9	9	17	449
4,88	3	2	2	14	410
16,17	1	4	4	9	303
23,18	3	11	11	18	509
19,94	2	10	10	20	652
25,90	1	12	13	26	556
10,27	1	5	5	9	584
27,52	1	10	10	17	476
15,11	5	4	4	23	364
23,44	6	10	10	17	529
10,98	1	7	7	21	774
27,67	2	7	7	11	365
9,11	3	5	5	20	593
18,00	4	6	6	12	539
10,03	1	3	3	10	349
20,81	1	9	9	20	471
6,85	4	4	4	13	628
15,47	1	5	9	11	724
24,77	2	10	10	13	541
7,01	2	9	9	9	1898



18,39	1	8	8	14	522
19,39	1	5	5	10	330
21,26	6	6	6	11	334
22,59	2	6	7	11	332
13,34	2	7	7	8	727
10,19	21	2	2	15	206
9,21	3	7	7	10	1248
13,51	1	9	9	12	925
6,82	1	6	6	8	1144
20,97	1	7	7	11	496
26,49	1	8	8	11	385
5,44	8	8	8	8	1930
11,59	2	4	5	10	414
13,40	2	8	8	8	679
9,16	3	7	7	9	764
10,17	4	6	6	8	816
13,55	2	3	3	12	273
9,15	1	2	2	4	306
15,13	1	3	3	11	238
28,80	2	9	9	18	375
8,21	4	3	3	5	463
6,17	2	4	4	5	956
4,96	3	6	6	7	1390
5,35	3	4	4	7	822
12,39	1	5	6	6	654
9,24	6	10	10	12	1439
20,77	1	5	6	10	390
9,69	1	6	6	8	743
12,23	1	5	5	7	466
24,84	2	4	4	6	153
8,71	2	7	7	8	1010
15,85	1	4	4	8	246
5,28	1	5	5	6	1798
19,54	1	7	7	7	563
6,60	1	5	5	7	940
28,48	3	4	4	5	158
14,69	2	6	6	8	531
21,99	2	7	7	13	391
10,24	3	6	6	6	703
15,32	1	4	4	8	333
15,77	1	8	8	21	463
1,95	1	4	4	10	2871
12,15	1	3	3	4	247
10,91	1	5	5	5	660
12,58	3	3	4	4	493
7,71	1	3	3	4	415
2,27	1	6	6	7	3695
17,95	2	5	5	7	440
3,58	2	4	4	4	1786
14,88	1	6	6	8	410
4,51	3	5	5	5	1198
15,42	5	5	5	6	428
17,40	2	5	5	9	385
16,38	2	5	5	8	348
9,78	2	2	2	6	225
13,45	1	5	5	7	461
6,07	2	2	2	4	379
9,14	3	4	4	4	558
11,74	5	2	2	3	247

11,26	2	4	4	6	364
13,13	3	2	2	4	259
14,07	1	3	4	5	334
3,56	3	4	4	5	1179
9,29	2	3	6	7	732
13,10	1	3	3	3	336
13,02	1	6	6	6	699
20,89	1	2	2	9	158
4,23	1	2	3	4	803
5,61	4	6	6	8	1354
23,87	6	4	4	4	155
4,50	5	5	5	6	1910
9,35	1	5	5	5	738
18,30	1	4	4	4	224
6,02	4	3	3	11	266
4,20	4	3	3	3	953
8,55	1	3	3	6	304
7,93	10	6	6	6	1123
5,04	1	6	6	7	1231
16,71	2	3	3	5	347
6,69	1	3	3	3	673
2,83	6	3	3	4	1342
0,57	2	2	2	2	4588
4,06	1	4	4	4	1627
2,64	4	4	4	4	1816
13,37	2	4	4	5	359
9,58	1	4	4	4	428
11,55	1	4	4	4	502
13,10	5	2	2	3	145
13,42	1	5	5	5	447
12,45	1	2	2	2	241
16,79	6	3	3	4	274
4,68	1	3	3	3	748
7,10	1	5	5	5	676
14,84	3	3	3	7	283
15,77	5	4	4	6	355
3,45	1	2	2	2	696
4,06	5	3	3	3	887
3,21	1	2	2	5	655
12,31	2	2	2	3	195
17,70	1	3	3	4	209
9,45	1	3	3	6	307
3,30	3	2	2	2	697
4,07	3	2	2	2	491
32,80	6	2	3	3	125
4,11	1	2	2	4	487
19,74	2	3	4	4	233
4,55	2	2	2	3	527
6,42	2	3	3	3	436
8,59	2	3	3	3	361
9,31	3	2	2	2	247
16,57	2	3	3	3	350
12,08	2	3	3	3	298
2,93	2	3	3	3	1568
3,58	2	2	2	2	949
5,64	2	2	2	2	461
16,98	6	3	3	3	265
12,34	2	4	4	4	397
5,47	1	2	2	2	402

9,30	4	4	4	4	441
11,21	1	4	4	9	339
14,08	3	3	3	3	284
19,72	4	4	4	5	218
8,09	2	2	2	5	235
7,69	2	2	2	3	299
6,42	6	2	2	2	405
3,42	1	2	2	2	1052
12,90	4	4	4	4	341
3,41	4	3	3	3	1408
4,34	1	3	3	3	967
2,58	7	3	3	3	1551
1,29	1	2	2	2	1712
6,23	2	2	2	3	305
13,74	1	3	3	3	211
3,70	4	2	2	2	702
0,59	1	2	2	3	4391
4,79	1	2	2	2	522
10,92	2	2	2	2	229
8,83	2	2	2	3	351
4,53	1	2	2	3	419
8,30	2	3	3	4	470
6,04	2	2	2	2	480
1,20	2	2	2	3	1838
4,45	2	2	2	2	696
5,14	3	3	3	3	525
8,49	1	4	4	4	589
15,63	1	2	2	2	192
7,12	2	2	2	2	323
28,38	14	2	2	2	74
10,16	1	2	2	2	305
8,13	4	2	2	2	283
2,01	3	2	2	2	1639
11,85	5	3	3	4	329
4,48	3	2	2	2	737
13,71	5	3	3	3	248
9,44	2	2	2	3	339
8,14	4	2	2	2	221
8,93	1	3	3	3	504
5,41	4	2	2	2	370
1,08	1	2	2	2	2491
6,89	1	2	2	2	479
3,34	4	2	2	2	659
13,15	1	2	2	2	251

MW [kDa]	calc. pI
82,5	8,92
44,5	6,54
60,1	5,29
65,3	5,27
16,0	8,07
82,9	4,78
129,3	4,94
108,3	5,43
74,2	6,61
243,2	5,74
44,3	7,49
63,6	7,30
46,9	8,44
97,4	8,56
108,6	4,93
68,3	6,16
28,8	8,12
35,9	7,11
75,8	5,21
76,4	5,35
41,9	5,01
86,9	4,79
97,3	5,39
60,6	6,71
66,0	8,12
122,2	5,24
177,5	5,12
54,0	6,25
107,2	6,46
58,9	5,85
49,4	6,55
45,0	7,20
165,2	7,17
220,7	4,93
42,0	6,47
25,8	6,61
155,4	7,33
58,1	5,17
50,3	7,15
44,9	5,63
33,8	7,11
58,4	5,25
73,3	7,42
63,1	6,76
58,8	5,21
54,1	5,62
39,3	6,21
57,9	5,35
86,7	6,38
40,9	6,99
63,5	6,83
57,2	5,60
38,1	8,00
51,9	5,76
69,3	6,65
83,2	5,03
61,9	8,48
211,6	6,42

57,9	8,40
37,4	8,95
37,6	5,97
36,7	8,27
83,5	6,95
22,7	8,19
138,8	6,21
104,9	7,14
131,1	7,58
55,8	7,21
43,7	6,64
202,2	6,37
47,7	8,53
75,9	6,81
85,5	7,06
89,7	6,98
31,2	5,59
34,2	6,52
26,7	7,18
41,7	5,48
52,5	6,98
106,0	5,44
157,0	6,92
90,1	4,86
72,3	5,16
162,0	5,90
44,3	8,53
82,2	6,65
53,7	6,84
16,5	4,22
113,5	7,28
27,3	7,30
195,9	6,52
61,2	6,48
106,2	9,47
18,3	9,70
57,9	7,84
44,2	4,91
81,1	6,65
36,9	8,85
51,8	6,99
312,0	4,93
27,6	7,99
74,0	7,80
53,5	5,86
47,1	7,20
399,5	7,02
49,9	5,17
197,9	4,94
46,4	4,91
133,6	6,98
48,7	6,55
42,5	8,50
39,6	5,11
25,5	6,77
53,8	5,25
41,8	8,03
61,6	7,30
27,5	5,20

42,1	8,09
28,4	4,72
36,6	6,05
134,5	6,90
84,6	5,02
38,0	8,54
79,5	7,72
17,6	4,96
92,4	4,84
151,4	5,99
16,9	8,56
212,4	6,74
84,7	6,05
25,4	6,60
28,7	8,40
107,6	7,05
35,0	8,25
126,1	6,86
139,0	6,61
41,0	8,85
71,7	7,39
147,1	4,89
506,0	5,00
180,9	6,18
201,7	6,29
40,2	5,47
49,8	8,41
56,7	6,95
17,2	5,57
51,5	8,76
26,9	5,17
32,3	6,65
84,1	7,77
75,1	5,67
31,8	7,97
39,2	6,49
77,7	6,44
102,6	5,50
71,8	7,83
22,3	4,30
24,0	7,81
35,8	8,84
78,9	5,58
55,7	7,02
14,0	4,41
55,0	7,81
26,5	4,87
57,6	5,52
48,8	7,33
39,6	9,28
27,2	9,00
38,9	5,33
33,9	8,63
175,3	5,44
105,6	6,19
52,1	5,36
31,0	4,23
44,0	9,38
45,8	7,18

47,9	9,03
37,8	6,30
32,1	7,50
25,3	6,06
27,1	6,83
32,8	6,87
44,6	7,01
117,7	8,75
38,0	6,96
154,2	6,37
105,3	6,83
169,6	6,21
167,4	8,66
33,6	8,32
24,1	8,72
75,2	7,18
468,5	6,51
58,0	6,74
25,4	7,23
39,6	9,63
46,9	7,52
52,7	7,78
53,9	6,48
183,5	5,07
77,2	7,47
59,1	4,42
65,4	6,80
21,9	6,52
36,2	8,10
8,5	5,17
34,0	6,95
32,5	7,84
187,8	5,69
37,5	5,67
81,4	6,24
28,4	8,90
38,6	5,16
24,6	6,77
54,5	9,74
41,8	8,12
274,2	5,94
54,7	8,59
74,7	6,96
28,1	6,77

Accession	Description	R1 mean	R1 SD	R2 mean
Q70JA7	Chondroitin sulfate synthase 3 OS=Homo sapiens GN=CHSY3 PE=2 SV=3 - [CHSS3_H			
Q5D862	Filaggrin-2 OS=Homo sapiens GN=FLG2 PE=1 SV=1 - [FILA2_HUMAN]			
Q02487-2	Isoform 2B of Desmocollin-2 OS=Homo sapiens GN=DSC2 - [DSC2_HUMAN]			
H0Y3Z3	Protein disulfide-isomerase (Fragment) OS=Homo sa		0,07	
Q58FF8	Putative heat shock protein HSP 90-beta 2 OS=Homo		0,02	
P17987	T-complex protein 1 subunit alpha OS=Homo sapiens GN=TCP1 PE=1 SV=1 - [TCPA_H			
P10124	Serglycin OS=Homo sapiens GN=SRGN I	8,77	4,93	
P31431-2	Isoform 2 of Syndecan-4 OS=Homo sapi	4,82	2,19	
Q7Z4H8-3	Isoform 3 of KDEL motif-containing pro	2,31	0,52	
Q99715-4	Isoform 4 of Collagen alpha-1(XII) chain OS=Homo sapiens GN=COL12A1 - [COCA1_H			
O00468-6	Isoform 6 of Agrin OS=Homo sapiens GI	2,47	0,66	1,46
P04004	Vitronectin OS=Homo sapiens GN=VTN	2,45	0,63	1,59
P01008	Antithrombin-III OS=Homo sapiens GN=	1,85	0,49	1,49
Q12797-10	Isoform 10 of Aspartyl/asparaginyl beta	1,70	0,22	
P35052	Glypican-1 OS=Homo sapiens GN=GPC1	1,68	0,35	
P13645	Keratin, type I cytoskeletal 10 OS=Homo	2,47	0,77	1,25
P35908	Keratin, type II cytoskeletal 2 epiderma	2,32	0,52	1,27
F8VPD4	CAD protein OS=Homo sapiens GN=CAD PE=2 SV=1 -		0,11	
P04259	Keratin, type II cytoskeletal 6B OS=Homo	2,45	0,84	1,87
Q14204	Cytoplasmic dynein 1 heavy chain 1 OS=	1,61	0,12	
E9PN86	Eukaryotic translation initiation factor 3	1,59	0,49	
P02751-17	Isoform 17 of Fibronectin OS=Homo sa	1,32	0,18	1,85
Q08629	Testican-1 OS=Homo sapiens GN=SPOC	2,05	0,48	1,53
P28070	Proteasome subunit beta type-4 OS=Homo sapiens GN=PSMB4 PE=1 SV=4 - [PSB4_H			
E9PFT6	Hemoglobin subunit delta OS=Homo sa	1,62	0,34	
Q13813-3	Isoform 3 of Spectrin alpha chain, non-erythrocytic 1 OS=Homo sapiens GN=SPTAN1			
Q13619-2	Isoform 2 of Cullin-4A OS=Homo sapien	1,51	0,38	
P69905	Hemoglobin subunit alpha OS=Homo sapiens GN=HB		0,06	
F5H018	GTP-binding nuclear protein Ran (Fragm	1,48	0,15	
P49327	Fatty acid synthase OS=Homo sapiens C	1,61	0,15	1,53
P49720	Proteasome subunit beta type-3 OS=Hc	1,47	0,25	
P35555	Fibrillin-1 OS=Homo sapiens GN=FBN1 I	1,58	0,42	1,65
P11279	Lysosome-associated membrane glyco	1,48	0,10	
P01023	Alpha-2-macroglobulin OS=Homo sapie	1,29	0,09	1,26
Q7Z304-2	Isoform 2 of MAM domain-containing protein 2 OS=H		0,09	1,46
P13647	Keratin, type II cytoskeletal 5 OS=Homo	1,70	0,41	1,49
C9IZG4	Protein CutA OS=Homo sapiens GN=CU	1,43	0,27	
P04264	Keratin, type II cytoskeletal 1 OS=Homo	1,79	0,66	1,29
P14625	Endoplasmic reticulum chaperone OS=Homo sapiens GN=HS	1,46	0,35	1,21
H3BQN4	Fructose-bisphosphate aldolase OS=Ho	1,48	0,18	1,35
P15586	N-acetylglucosamine-6-sulfatase OS=Hc	1,35	0,27	1,36
P55072	Transitional endoplasmic reticulum ATF	1,60	0,27	1,27
P68371	Tubulin beta-4B chain OS=Homo sapier	1,72	0,41	



O75882-3	Isoform 3 of Attractin OS=Homo sapiens GN=ATRN - [ATRN_HUMAN]			1,71
O60687	Sushi repeat-containing protein SRPX2	1,27	0,16	1,51
Q15046	Lysine--tRNA ligase OS=Homo sapiens GN=KARS PE=1 SV=3 - [SYK_HUMAN]			
Q5T6W1	Heterogeneous nuclear ribonucleoprot	1,39	0,05	
Q16363-2	Isoform 2 of Laminin subunit alpha-4 OS=Homo sapiens GN=LAMA4 - [LAMA4_HUMAN]			
P26022	Pentraxin-related protein PTX3 OS=Homo sapiens GN=PTX3	1,39	0,31	1,34
P35527	Keratin, type I cytoskeletal 9 OS=Homo sapiens GN=KRT9	1,46	0,30	1,45
H0YA55	Serum albumin (Fragment) OS=Homo sapiens GN=ALBU	1,62	0,35	0,82
Q00610-2	Isoform 2 of Clathrin heavy chain 1 OS=Homo sapiens GN=CLH1	1,56	0,35	1,31
P08779	Keratin, type I cytoskeletal 16 OS=Homo sapiens GN=KRT16	1,63	0,37	1,85
P00338	L-lactate dehydrogenase A chain OS=Homo sapiens GN=LDHA	1,48	0,47	1,27
P07195	L-lactate dehydrogenase B chain OS=Homo sapiens GN=LDHB	1,46	0,21	1,35
O43707	Alpha-actinin-4 OS=Homo sapiens GN=ACTN4	1,30	0,09	1,34
Q8WUJ3-2	Isoform 2 of Protein KIAA1199 OS=Homo sapiens GN=KIAA1199 - [KIAA1199_HUMAN]			1,51
D6RAF8	Heterogeneous nuclear ribonucleoprotein D0 (Fragment) OS=Homo sapiens GN=HNRD0		0,07	
B7Z7A9	Phosphoglycerate kinase OS=Homo sapiens GN=PFKP	1,53	0,28	1,23
B0QY90	Eukaryotic translation initiation factor 3 OS=Homo sapiens GN=EIF3	1,36	0,14	
P06737-2	Isoform 2 of Glycogen phosphorylase, liver OS=Homo sapiens GN=PYGL	1,36	0,22	
E7EUA9	Neuron navigator 3 OS=Homo sapiens GN=NAV3 PE=1 SV=1		0,08	
Q9Y6X5	Bis(5'-adenosyl)-triphosphatase ENPP4 OS=Homo sapiens GN=ENPP4	1,48	0,06	1,25
P27658	Collagen alpha-1(VIII) chain OS=Homo sapiens GN=COL8A1	1,64	0,10	
P35579	Myosin-9 OS=Homo sapiens GN=MYH9	1,27	0,22	1,59
F5H335	Eukaryotic translation initiation factor 3 OS=Homo sapiens GN=EIF3	1,19	0,07	
Q5SYT8	Protein NAMPTL (Fragment) OS=Homo sapiens GN=NAMPTL	1,34	0,21	
P06733	Alpha-enolase OS=Homo sapiens GN=ENO1	1,22	0,14	1,34
Q6PCB0	von Willebrand factor A domain-containing protein 1 OS=Homo sapiens GN=VWA1	1,32	0,21	
P02533	Keratin, type I cytoskeletal 14 OS=Homo sapiens GN=KRT14	1,59	0,42	1,48
P35442	Thrombospondin-2 OS=Homo sapiens GN=THSD2	1,00	0,16	1,87
Q14697	Neutral alpha-glucosidase AB OS=Homo sapiens GN=GLU3A	1,33	0,03	1,32
Q9HB63-3	Isoform 3 of Netrin-4 OS=Homo sapiens GN=NTN4 - [NTN4_HUMAN]		0,10	1,30
F5H265	Polyubiquitin-C (Fragment) OS=Homo sapiens GN=UBC1	1,38	0,31	1,30
Q9BRK5	45 kDa calcium-binding protein OS=Homo sapiens GN=CBP45	1,60	0,21	1,25
P10155-3	Isoform 3 of 60 kDa SS-A/Ro ribonucleoprotein OS=Homo sapiens GN=SSA	1,31	0,09	
Q9UHI8	A disintegrin and metalloproteinase with thrombospondin type 1 motifs 1 OS=Homo sapiens GN=ADAMTS1	1,28	0,05	1,34
B4DUR8	T-complex protein 1 subunit gamma OS=Homo sapiens GN=TCX1G	1,29	0,13	
O95373	Importin-7 OS=Homo sapiens GN=IPO7	1,29	0,19	
Q8NBJ5	Procollagen galactosyltransferase 1 OS=Homo sapiens GN=PGAL1	1,16	0,30	
P28074-3	Isoform 3 of Proteasome subunit beta type-5 OS=Homo sapiens GN=PSMB5		0,04	1,34
Q5HY54	Filamin-A OS=Homo sapiens GN=FLNA	1,26	0,03	1,34
F5H3T8	Arginine--tRNA ligase, cytoplasmic OS=Homo sapiens GN=ARL1		0,04	
P11216	Glycogen phosphorylase, brain form OS=Homo sapiens GN=PYGB	1,40	0,37	
B4E2S7	Lysosome-associated membrane glycoprotein 2 OS=Homo sapiens GN=LAMP2		0,03	1,28
P22304	Iduronate 2-sulfatase OS=Homo sapiens GN=IDS	1,26	0,22	1,21
P40189	Interleukin-6 receptor subunit beta OS=Homo sapiens GN=IL6R	1,28	4,77	1,23

O00299	Chloride intracellular channel protein 1	1,55	0,30	1,11
Q5T749	Keratinocyte proline-rich protein OS=H	1,29	0,17	1,25
Q06830	Peroxiredoxin-1 OS=Homo sapiens GN=PRDX1 PE=1 S		0,03	
Q7Z7M9	Polypeptide N-acetylgalactosaminyltr	1,26	0,19	
B3KT11	Alpha-amylase 2B OS=Homo sapiens GN=AMY2B PE=		0,13	
P05543	Thyroxine-binding globulin OS=Homo s	1,04	0,11	1,00
Q6UXD5-2	Isoform 2 of Seizure 6-like protein 2 OS	1,15	0,06	1,37
P25786	Proteasome subunit alpha type-1 OS=Homo sapiens (		0,01	1,24
E9PQX2	40S ribosomal protein S3 OS=Homo saç	1,25	0,16	
P25788-2	Isoform 2 of Proteasome subunit alpha type-3 OS=Hc		0,14	1,24
P36955	Pigment epithelium-derived factor OS=	1,25	0,24	
P05546	Heparin cofactor 2 OS=Homo sapiens G	1,25	0,01	
O00339-3	Isoform 3 of Matrilin-2 OS=Homo sapiens GN=MATN:		0,02	
E7EN95	Filamin-B OS=Homo sapiens GN=FLNB PE=2 SV=1 - [E		0,00	
P00533-4	Isoform 4 of Epidermal growth factor re	1,35	0,13	1,13
J3KS17	Beta-2-glycoprotein 1 (Fragment) OS=H	1,15	0,07	1,34
P98160	Basement membrane-specific heparan	1,60	0,36	1,19
P14618	Pyruvate kinase isozymes M1/M2 OS=H	1,12	0,11	1,33
Q9NZ08	Endoplasmic reticulum aminopeptidase	1,25	0,32	1,22
P11021	78 kDa glucose-regulated protein OS=H	1,24	0,27	1,16
B7Z9L0	T-complex protein 1 subunit delta OS=Homo sapiens		0,08	
E9PBU3	Phosphoribosylaminoimidazolecarboxa	1,43	0,08	1,16
B7Z5J4	Carboxypeptidase A4 OS=Homo sapien:	1,12	0,32	1,14
P10586-2	Isoform 2 of Receptor-type tyrosine-pr	1,45	0,47	1,07
B4E0R6	Importin-5 OS=Homo sapiens GN=IPO5	1,46	0,29	1,14
P11047	Laminin subunit gamma-1 OS=Homo sa	1,02	0,27	1,50
Q15008	26S proteasome non-ATPase regulatory	1,23	0,25	1,23
Q76M96	Coiled-coil domain-containing protein ε	1,20	0,17	
P63104	14-3-3 protein zeta/delta OS=Homo saç	1,03	0,11	1,49
P15311	Ezrin OS=Homo sapiens GN=EZR PE=1 SV=4 - [EZRI_H		0,03	1,19
E7EU96	Casein kinase II subunit alpha OS=Homo sapiens GN=		0,07	
C9J2Q4	Septin-2 (Fragment) OS=Homo sapiens	1,21	0,09	
P60842	Eukaryotic initiation factor 4A-I OS=Hor	1,45	1,86	1,05
Q5STU3	HLA-B associated transcript 1 OS=Homc	1,33	0,31	1,14
P23284	Peptidyl-prolyl cis-trans isomerase B OS	1,24	0,16	1,05
O94907	Dickkopf-related protein 1 OS=Homo sa	0,95	0,06	1,58
Q5T985	Inter-alpha-trypsin inhibitor heavy chai	1,14	0,10	1,11
H0YD13	CD44 antigen OS=Homo sapiens GN=CL	1,39	0,32	1,16
B7Z6M1	Plastin-3 OS=Homo sapiens GN=PLS3 PI	0,99	0,07	1,27
O60279	Sushi domain-containing protein 5 OS=Homo sapiens		0,15	
Q99650-2	Isoform 2 of Oncostatin-M-specific rece	1,22	0,10	1,17
B4DYD8	T-complex protein 1 subunit epsilon OS	1,19	0,22	
Q9BQT9	Calsyntenin-3 OS=Homo sapiens GN=CL	1,14	0,19	1,17
P11717	Cation-independent mannose-6-phospl	1,03	0,11	1,40

Q92896	Golgi apparatus protein 1 OS=Homo sa	1,28	0,30	1,27
F5GXQ1	35 kDa inter-alpha-trypsin inhibitor hea	1,05	0,31	1,01
Q96JB6	Lysyl oxidase homolog 4 OS=Homo sapiens GN=LOXL		0,06	1,19
Q14974	Importin subunit beta-1 OS=Homo sapi	1,41	0,20	0,90
E7EUT4;P044	Glyceraldehyde-3-phosphate dehydrog	1,46	0,16	1,11
P02765	Alpha-2-HS-glycoprotein OS=Homo sap	1,16	0,17	1,28
H0YGW5	Low-density lipoprotein receptor-related protein 6 (F		0,01	
P55268	Laminin subunit beta-2 OS=Homo sapie	1,11	0,06	1,31
Q14563	Semaphorin-3A OS=Homo sapiens GN=	0,90	0,19	1,18
Q9UMR5	Lysosomal thioesterase PPT2 OS=Homoc	1,17	0,12	1,18
Q9H1B5	Xylosyltransferase 2 OS=Homo sapiens GN=XYLT2 PE=2 SV=2 - [XYLT2_			1,07
P08107-2	Isoform 2 of Heat shock 70 kDa protein	1,40	0,26	0,88
O75083	WD repeat-containing protein 1 OS=Ho	1,21	0,08	1,07
P16035	Metalloproteinase inhibitor 2 OS=Homo sapiens GN=		0,10	1,15
P62258	14-3-3 protein epsilon OS=Homo sapier	1,16	0,07	
P10253	Lysosomal alpha-glucosidase OS=Homo sapiens GN=GAA PE=1 SV=4 - [LYAG_HUMAN			
H0YAF8	Guanine nucleotide-binding protein sul	1,32	0,07	
C9JRG3	Aspartyl aminopeptidase (Fragment) O!	1,58	0,39	0,99
Q8NBJ4-2	Isoform 2 of Golgi membrane protein 1	1,18	0,20	1,11
P81605	Dermcidin OS=Homo sapiens GN=DCD I	1,16	0,07	
P12814	Alpha-actinin-1 OS=Homo sapiens GN=,	1,07	0,18	1,17
P08603	Complement factor H OS=Homo sapien	0,93	0,12	1,57
B4DQH4	T-complex protein 1 subunit theta OS=Homo sapiens		0,02	1,27
P61204	ADP-ribosylation factor 3 OS=Homo saç	1,15	0,14	
E9PD92	Glucose-6-phosphate 1-dehydrogenase	1,24	0,10	
Q9UHL4	Dipeptidyl peptidase 2 OS=Homo sapie	1,10	0,11	1,07
Q7LGC8	Carbohydrate sulfotransferase 3 OS=Hc	1,13	0,10	1,15
C9J1D9	Interleukin-1 receptor accessory protein (Fragment) (		0,06	1,14
P54802	Alpha-N-acetylglucosaminidase OS=Hor	1,13	0,14	1,10
O60568	Procollagen-lysine,2-oxoglutarate 5-dio	1,12	0,12	1,14
Q15149-7	Isoform 7 of Plectin OS=Homo sapiens (	1,34	0,14	0,90
P27348	14-3-3 protein theta OS=Homo sapiens	1,14	0,16	
I3L398	Protein disulfide-isomerase (Fragment)	1,25	0,30	1,05
Q86VR8	Four-jointed box protein 1 OS=Homo saç	1,13	0,27	
Q6UXH8	Collagen and calcium-binding EGF domain-containing		0,03	
P20930	Filaggrin OS=Homo sapiens GN=FLG PE:	1,13	0,27	
H0Y930	Extracellular matrix protein FRAS1 (Fraç	1,12	0,11	1,10
P07900	Heat shock protein HSP 90-alpha OS=Hi	1,15	0,32	1,06
Q09028-4	Isoform 4 of Histone-binding protein RE	1,09	0,10	
P61812	Transforming growth factor beta-2 OS=	1,10	0,11	1,15
P26641	Elongation factor 1-gamma OS=Homo s	1,21	0,69	1,07
F8VQ14	T-complex protein 1 subunit beta OS=H	1,09	0,22	1,22
Q8WX77	Insulin-like growth factor-binding prote	1,02	0,15	
Q9UBG0	C-type mannose receptor 2 OS=Homo sapiens GN=M		0,01	1,34

Q6UWP8	Suprabasin OS=Homo sapiens GN=SBSN	1,15	0,28	
Q86YZ3	Hornerin OS=Homo sapiens GN=HRNR I	1,13	0,04	
P07996	Thrombospondin-1 OS=Homo sapiens C	0,90	0,06	1,53
P08581	Hepatocyte growth factor receptor OS=	1,15	0,05	1,05
P13639	Elongation factor 2 OS=Homo sapiens C	1,16	0,31	1,04
B4DKL4	Lipolysis-stimulated lipoprotein receptc	1,24	0,13	0,98
Q11201	CMP-N-acetylneuraminat-beta-galactc	1,45	0,27	
P23526-2	Isoform 2 of Adenosylhomocysteinase (	1,15	0,11	1,12
Q6ZRP7	Sulfhydryl oxidase 2 OS=Homo sapiens	1,20	0,06	0,96
D6RA82	Annexin OS=Homo sapiens GN=ANXA3 PE=2 SV=1 - [I		0,06	
Q08431-2	Isoform 2 of Lactadherin OS=Homo sap	1,07	0,06	1,02
Q08211	ATP-dependent RNA helicase A OS=Homo sapiens GN=DHX9 PE=1 SV=			1,11
P26038	Moesin OS=Homo sapiens GN=MSN PE:	1,10	0,19	1,04
P01024	Complement C3 OS=Homo sapiens GN=	1,00	0,16	1,04
P68104	Elongation factor 1-alpha 1 OS=Homo s	1,15	0,36	1,09
Q9UKM7	Endoplasmic reticulum mannosyl-oligo:	1,06	0,23	1,11
Q68CR9	Aspartate--tRNA ligase, cytoplasmic OS:	1,11	0,09	
J3KR24	Isoleucine--tRNA ligase, cytoplasmic OS	1,10	0,08	
Q16394	Exostosin-1 OS=Homo sapiens GN=EXT:	1,16	0,08	1,04
E9PMD7	Serine/threonine-protein phosphatase	1,21	0,22	1,11
Q24JP5	Transmembrane protein 132A OS=Hom	1,25	0,11	
E9PCS3	26S proteasome non-ATPase regulatory	1,28	0,14	0,92
F8W904;P55C	Exportin-2 OS=Homo sapiens GN=CSE1L PE=2 SV=1 -		0,08	
Q14517	Protocadherin Fat 1 OS=Homo sapiens	1,12	0,00	
Q5SYB0	FERM and PDZ domain-containing protein 1 OS=Homo sapiens GN=FRMPD1 PE=1 SV			
O00622	Protein CYR61 OS=Homo sapiens GN=C	1,00	0,12	1,22
Q86UD1	Out at first protein homolog OS=Homo	0,88	0,09	1,31
B3KVK7	Methionine--tRNA ligase, cytoplasmic OS=Homo sapiens GN=MARS PE=2 SV=1 - [B3K			
P62906	60S ribosomal protein L10a OS=Homo s	1,23	0,11	
J3KNQ3	26S proteasome non-ATPase regulatory subunit 13 OS=Homo sapiens GN=PSMD13 F			
H3BMA1	Mesothelin (Fragment) OS=Homo sapie	1,14	0,19	0,97
P07437	Tubulin beta chain OS=Homo sapiens G	1,39	0,32	0,91
Q16706	Alpha-mannosidase 2 OS=Homo sapien	1,17	0,30	1,04
P61160	Actin-related protein 2 OS=Homo sapie	1,18	0,06	
P10646	Tissue factor pathway inhibitor OS=Hor	1,19	0,14	1,09
B4E3P0	ATP-citrate synthase OS=Homo sapiens	1,16	0,04	1,04
C9J8D4	Mannosyl-oligosaccharide glucosidase (Fragment) OS		0,09	
E9PEP6	Protein kinase C-binding protein NELL1	1,10	0,23	1,04
H3BLV0	Complement decay-accelerating factor	1,00	0,22	1,20
P07225	Vitamin K-dependent protein S OS=Hor	1,08	0,06	0,99
E7EPA6	Laminin subunit beta-1 OS=Homo sapiens GN=LAMB:		0,17	
P22392-2	Isoform 3 of Nucleoside diphosphate ki	1,11	0,20	0,97
P53618	Coatomer subunit beta OS=Homo sapiens GN=COPB1		0,16	
E9PL22	Hypoxia up-regulated protein 1 OS=Hor	1,05	0,06	1,07

Q32P28	Prolyl 3-hydroxylase 1 OS=Homo sapiens	0,99	0,09	1,00
Q93063	Exostosin-2 OS=Homo sapiens GN=EXT2	1,03	0,04	1,00
P00751	Complement factor B OS=Homo sapiens	0,97	0,09	1,09
A6NIW5	Peroxiredoxin 2, isoform CRA_a OS=Homo sapiens		0,03	1,05
E7EMM4	Acid ceramidase OS=Homo sapiens GN=ACER	1,03	0,14	0,94
P41250	Glycine--tRNA ligase OS=Homo sapiens	1,05	0,15	
Q92626	Peroxidase homolog OS=Homo sapiens	0,98	0,03	1,08
P11142	Heat shock cognate 71 kDa protein OS=Homo sapiens	1,08	0,36	1,00
O43155	Leucine-rich repeat transmembrane protein 1 OS=Homo sapiens	0,97	0,10	1,22
J3QSU6	Tenascin OS=Homo sapiens GN=TNC PE=1 SV=1	1,10	0,07	1,10
Q9UM22	Mammalian ependymin-related protein OS=Homo sapiens	0,97	0,09	1,01
P23142	Fibulin-1 OS=Homo sapiens GN=FBLN1 PE=1 SV=4 - [F]		0,21	1,05
P60709	Actin, cytoplasmic 1 OS=Homo sapiens	1,12	0,16	1,05
Q12805-2	Isoform 2 of EGF-containing fibulin-like protein 1 OS=Homo sapiens	0,85	0,15	1,24
P15151-3	Isoform Gamma of Poliovirus receptor OS=Homo sapiens	1,09	0,15	0,95
P30530-2	Isoform Short of Tyrosine-protein kinase OS=Homo sapiens	1,05	0,05	1,08
P10909-3	Isoform 3 of Clusterin OS=Homo sapiens	0,77	0,06	1,14
P46940	Ras GTPase-activating-like protein IQGAP1 OS=Homo sapiens	1,00	0,07	1,16
P14618-2	Isoform M1 of Pyruvate kinase isozymes M1/M2 OS=Homo sapiens		0,15	
Q9UNW1	Multiple inositol polyphosphate phosphatase OS=Homo sapiens	1,03	0,16	
Q12841	Follistatin-related protein 1 OS=Homo sapiens	0,84	0,04	1,25
H0YAR1	Lysyl oxidase homolog 2 (Fragment) OS=Homo sapiens		0,02	
F5H6A3	N-sulphoglucosamine sulphohydrolase OS=Homo sapiens	1,04	0,22	1,16
Q5TCU6	Talin-1 OS=Homo sapiens GN=TLN1 PE=1 SV=1	0,93	0,03	
Q9Y696	Chloride intracellular channel protein 4 OS=Homo sapiens		0,04	
O00231	26S proteasome non-ATPase regulatory subunit 11 OS=Homo sapiens		0,07	
F5H780	Thioredoxin reductase 1, cytoplasmic OS=Homo sapiens	1,03	0,04	
P06702	Protein S100-A9 OS=Homo sapiens GN=S100A9	0,79	0,92	1,26
P08195-2	Isoform 2 of 4F2 cell-surface antigen heparin sulfate proteoglycan OS=Homo sapiens	1,08	0,05	0,90
O00391	Sulfhydryl oxidase 1 OS=Homo sapiens	1,00	0,17	1,00
Q9Y625	Glypican-6 OS=Homo sapiens GN=GPC6	1,02	0,36	
Q13219	Pappalysin-1 OS=Homo sapiens GN=PAPPA PE=1 SV=1		0,06	1,13
Q8WVQ1	Soluble calcium-activated nucleotidase 1 OS=Homo sapiens		0,09	
O75326	Semaphorin-7A OS=Homo sapiens GN=SEMA7A	0,86	0,51	1,07
E7ETU9	Procollagen-lysine,2-oxoglutarate 5-dioxygenase OS=Homo sapiens	0,92	0,01	1,02
C9JP16	Cartilage-associated protein OS=Homo sapiens GN=CAPN1		0,06	
F8W1C3	Matrix metalloproteinase-19 OS=Homo sapiens	0,97	0,12	
P68363	Tubulin alpha-1B chain OS=Homo sapiens	1,10	0,05	0,91
B4DKB2	Endothelin-converting enzyme 1 OS=Homo sapiens	0,97	0,02	1,03
Q6UX71	Plexin domain-containing protein 2 OS=Homo sapiens		0,09	0,99
P01130-3	Isoform 3 of Low-density lipoprotein receptor OS=Homo sapiens	1,00	0,06	1,04
B3KTR6	Matrix-remodeling-associated protein 1 OS=Homo sapiens	0,93	0,29	1,03
O15230	Laminin subunit alpha-5 OS=Homo sapiens	1,10	0,07	1,00
P02792	Ferritin light chain OS=Homo sapiens	0,82	0,23	0,90

Q9H5V8-2	Isoform 2 of CUB domain-containing pr	0,80	0,05	1,18
Q92859-2	Isoform 2 of Neogenin OS=Homo sapiens GN=NEO1 -		0,10	
B7Z729	Acid sphingomyelinase-like phosphodiesterase 3a OS=Homo sapiens GN=SMPDL3A F			
Q9UNN8	Endothelial protein C receptor OS=Horr	1,02	0,07	0,92
P34932	Heat shock 70 kDa protein 4 OS=Homo	0,98	0,18	
Q9NZV1	Cysteine-rich motor neuron 1 protein C	0,88	0,05	1,28
Q08945	FACT complex subunit SSRP1 OS=Homo sapiens GN=		0,05	
Q16610	Extracellular matrix protein 1 OS=Homc	0,92	0,11	1,03
P08238	Heat shock protein HSP 90-beta OS=Ho	1,01	0,09	0,91
H0YNP1	D-glucuronyl C5-epimerase OS=Homo s	1,01	0,16	0,88
P24592	Insulin-like growth factor-binding prote	0,89	0,14	1,28
G3V0E5	Transferrin receptor (P90, CD71), isofor	0,93	0,21	0,89
P00750	Tissue-type plasminogen activator OS=l	0,83	0,81	1,18
P50895	Basal cell adhesion molecule OS=Homo sapiens GN=BCAM PE=1 SV=2 - [BCAM_HUM			
P13284	Gamma-interferon-inducible lysosomal	1,04	0,13	1,04
P78539-4	Isoform 4 of Sushi repeat-containing pr	0,85	0,03	
P49767	Vascular endothelial growth factor C O	0,95	0,02	1,06
O95497	Pantetheinase OS=Homo sapiens GN=V	0,96	0,05	
E7EVJ3	Bifunctional heparan sulfate N-deacety	0,92	0,18	0,93
Q96L58	Beta-1,3-galactosyltransferase 6 OS=Homo sapiens G		0,07	0,86
Q9NRB3	Carbohydrate sulfotransferase 12 OS=F	1,00	0,16	0,91
P55283-2	Isoform 2 of Cadherin-4 OS=Homo sapi	0,89	0,38	0,87
P23470-2	Isoform 2 of Receptor-type tyrosine-prc	0,98	0,05	0,93
P01137	Transforming growth factor beta-1 OS=Homo sapien		0,12	0,95
Q6EMK4	Vasorin OS=Homo sapiens GN=VASN PE	1,02	0,15	0,85
Q5W0C6	Torsin-3A (Fragment) OS=Homo sapiens GN=TOR3A F		0,13	
O00754	Lysosomal alpha-mannosidase OS=Horr	0,89	0,28	0,94
Q02809	Procollagen-lysine,2-oxoglutarate 5-dio	1,00	0,06	0,93
P08648	Integrin alpha-5 OS=Homo sapiens GN=ITGA5 PE=1 SV=2 - [ITA5_HUM.			0,97
Q92973-3	Isoform 3 of Transportin-1 OS=Homo sa	0,97	0,41	0,91
P07711	Cathepsin L1 OS=Homo sapiens GN=CT	0,80	0,06	0,92
B7Z4K6	Deoxyribonuclease-2-alpha OS=Homo s	0,75	0,07	0,99
Q8N0V5	N-acetyllactosaminide beta-1,6-N-acety	1,00	0,15	0,84
P43121	Cell surface glycoprotein MUC18 OS=Hc	1,09	0,09	0,85
O94991	SLIT and NTRK-like protein 5 OS=Homo	0,96	0,36	0,84
Q9GZP0	Platelet-derived growth factor D OS=Hc	0,96	0,14	0,96
P08236	Beta-glucuronidase OS=Homo sapiens (	0,87	0,05	0,92
F5GZK1	Processed exostosin-like 2 OS=Homo sa	1,01	0,13	0,88
P00736	Complement C1r subcomponent OS=Hc	0,96	0,26	0,92
O43505	N-acetyllactosaminide beta-1,3-N-acety	0,80	0,23	0,91
Q9BZM5	NKG2D ligand 2 OS=Homo sapiens GN=	0,87	0,20	0,88
O14773	Tripeptidyl-peptidase 1 OS=Homo sapie	0,81	0,20	0,86
P08758	Annexin A5 OS=Homo sapiens GN=ANX	1,07	0,05	0,78
Q14118	Dystroglycan OS=Homo sapiens GN=DA	0,96	0,04	0,85

Q9H173	Nucleotide exchange factor SIL1 OS=Ho	1,09	0,75	0,76
F8W1Q3	Biotinidase OS=Homo sapiens GN=BTD	0,91	0,07	0,93
O43854-2	Isoform 2 of EGF-like repeat and discoic	0,87	0,17	0,88
P52803	Ephrin-A5 OS=Homo sapiens GN=EFNA5 PE=1 SV=1 -		0,08	1,04
P11362-13	Isoform 13 of Fibroblast growth factor receptor 1 OS=Homo sapiens GI			0,89
P19883-2	Isoform 2 of Follistatin OS=Homo sapie	0,90	0,30	1,01
P32004-3	Isoform 3 of Neural cell adhesion molec	0,80	0,11	1,26
P07686	Beta-hexosaminidase subunit beta OS=	0,83	0,06	0,92
P09529	Inhibin beta B chain OS=Homo sapiens	0,90	0,15	0,93
Q08380	Galectin-3-binding protein OS=Homo sa	0,84	0,15	0,90
Q8NHP8	Putative phospholipase B-like 2 OS=Hor	0,86	0,04	0,92
Q10469	Alpha-1,6-mannosyl-glycoprotein 2-bet	0,96	0,04	0,89
Q9Y4K0	Lysyl oxidase homolog 2 OS=Homo sapi	0,90	0,31	1,01
H0Y9C7	N(4)-(beta-N-acetylglucosaminy)-L-asp	0,87	0,13	0,98
O43556-3	Isoform 2 of Epsilon-sarcoglycan OS=Hc	0,85	0,08	0,90
Q9BTY2	Plasma alpha-L-fucosidase OS=Homo sa	0,82	0,06	0,92
Q02818	Nucleobindin-1 OS=Homo sapiens GN=	0,97	0,13	
Q01459	Di-N-acetylchitobiase OS=Homo sapien	0,79	0,34	0,97
Q99523	Sortilin OS=Homo sapiens GN=SORT1 P	0,76	0,09	1,06
Q06481	Amyloid-like protein 2 OS=Homo sapier	0,70	0,23	1,14
Q9GZM7-3	Isoform 3 of Tubulointerstitial nephritis	0,98	0,19	0,76
Q9H3G5	Probable serine carboxypeptidase CPVL	0,77	0,07	0,92
D6RF62	Phosphoribosylaminoimidazole carboxylase OS=Homo sapiens GN=PAICS PE=2 SV=1			
P54803-4	Isoform 4 of Galactocerebrosidase OS=	0,95	0,04	0,77
O14657	Torsin-1B OS=Homo sapiens GN=TOR1E	0,99	0,09	
Q99519	Sialidase-1 OS=Homo sapiens GN=NEU:	0,87	0,14	
P01892	HLA class I histocompatibility antigen, A	0,98	0,35	0,82
P12109	Collagen alpha-1(VI) chain OS=Homo sa	0,94	0,05	0,83
F5H325	N-acetylgalactosamine-6-sulfatase OS=	0,82	0,05	0,90
B0YJC4	Vimentin OS=Homo sapiens GN=VIM PI	0,93	0,10	0,85
O75509	Tumor necrosis factor receptor superfa	0,80	0,11	0,91
Q9Y6N7-6	Isoform 6 of Roundabout homolog 1 OS	0,84	0,08	0,95
P07093-2	Isoform 2 of Glia-derived nexin OS=Hor	0,90	0,32	0,83
Q8NFZ8	Cell adhesion molecule 4 OS=Homo sapiens GN=CAD		0,09	
Q14703	Membrane-bound transcription factor :	0,88	0,08	0,84
P23352	Anosmin-1 OS=Homo sapiens GN=KAL1	0,91	0,09	0,96
H0YN65	Carbohydrate sulfotransferase 14 OS=Homo sapiens		0,02	
P55287-2	Isoform 2 of Cadherin-11 OS=Homo sa	0,86	0,01	0,79
Q8WZ75-2	Isoform 2 of Roundabout homolog 4 OS	0,86	0,08	0,80
P38571-2	Isoform 2 of Lysosomal acid lipase/chol	0,80	0,19	0,81
Q13308-5	Isoform 5 of Inactive tyrosine-protein k	0,88	0,11	0,81
O00300	Tumor necrosis factor receptor superfa	0,92	0,09	0,83
D6RHI9	Ribonuclease T2 (Fragment) OS=Homo	0,80	0,11	0,82
Q96B60	5'-nucleotidase OS=Homo sapiens GN=	0,85	0,20	0,85

H7C3T4	Peroxiredoxin-4 (Fragment) OS=Homo sapiens GN=PRDX4 PE=4 SV=1 -			0,85
F5GZ08	Amyloid-like protein 1 OS=Homo sapiens GN=AP1 PE=4 SV=1 -	1,03	0,77	0,73
Q07954	Prolow-density lipoprotein receptor-related protein 1 OS=Homo sapiens GN=LRP1 PE=4 SV=1 -	0,84	0,08	0,93
Q9GZX9	Twisted gastrulation protein homolog 1 OS=Homo sapiens GN=TWIST1 PE=4 SV=1 -	0,63	0,25	0,95
Q9NPF2-2	Isoform 2 of Carbohydrate sulfotransferase 1 OS=Homo sapiens GN=CHST1 PE=4 SV=1 -	0,91	0,05	
P55058-3	Isoform 3 of Phospholipid transfer protein OS=Homo sapiens GN=PTP1B PE=4 SV=1 -	0,74	0,06	
Q14126	Desmoglein-2 OS=Homo sapiens GN=DSC2 PE=4 SV=1 -	0,91	0,06	0,77
Q5H9A7	Metalloproteinase inhibitor 1 OS=Homo sapiens GN=MIMP1 PE=4 SV=1 -	0,79	0,03	0,94
E7EPS8	Receptor-type tyrosine-protein phosphatase SH-PTP2 OS=Homo sapiens GN=SHPTP2 PE=4 SV=1 -	0,91	0,04	0,84
Q92692-2	Isoform Alpha of Poliovirus receptor-receptor OS=Homo sapiens GN=PCRV2 PE=4 SV=1 -	0,86	0,13	
P10619	Lysosomal protective protein OS=Homo sapiens GN=LPP1 PE=4 SV=1 -	0,74	0,40	0,93
H3BS10	Beta-hexosaminidase OS=Homo sapiens GN=HEX A PE=4 SV=1 -	0,81	0,21	0,79
Q13253	Noggin OS=Homo sapiens GN=NOG PE=4 SV=1 -	0,79	0,07	0,92
P29279	Connective tissue growth factor OS=Homo sapiens GN=CTGF PE=4 SV=1 -	0,71	0,19	1,03
O75503	Ceroid-lipofuscinosis neuronal protein 1 OS=Homo sapiens GN=NLN1 PE=4 SV=1 -	0,75	0,22	0,78
P04066	Tissue alpha-L-fucosidase OS=Homo sapiens GN=ALFU1 PE=4 SV=1 -	0,66	0,12	0,90
Q02742	Beta-1,3-galactosyl-O-glycosyl-glycoprotein beta-1,6-galactosyltransferase 1 OS=Homo sapiens GN=GGT1 PE=4 SV=1 -		0,07	
P07858	Cathepsin B OS=Homo sapiens GN=CTSB PE=4 SV=1 -	0,89	0,10	0,79
E7EP32	Guanine nucleotide-binding protein G(I) and G(S) subunit 1 OS=Homo sapiens GN=GNAS1 PE=4 SV=1 -	0,82	0,12	
Q14680-8	Isoform 8 of Maternal embryonic leucine-rich factor 1 OS=Homo sapiens GN=MELF1 PE=4 SV=1 -	0,82	0,04	
Q99574	Neuroserpin OS=Homo sapiens GN=SEF PE=4 SV=1 -	0,75	0,02	0,83
Q6P9A2	Polypeptide N-acetylgalactosaminyltransferase 1 OS=Homo sapiens GN=PGALNT1 PE=4 SV=1 -	0,82	0,15	
Q02297-8	Isoform 8 of Pro-neuregulin-1, membrane-associated OS=Homo sapiens GN=NRG1 PE=4 SV=1 -	0,65	0,22	1,07
F5H826	Nodal modulator 3 OS=Homo sapiens GN=NOMO3 PE=2 SV=1 - [F5H826_HUMAN]			
Q9Y2E5	Epididymis-specific alpha-mannosidase OS=Homo sapiens GN=EMSI PE=2 SV=1 -	0,81	0,02	0,86
Q8NCC3	Group XV phospholipase A2 OS=Homo sapiens GN=PLA2G15 PE=2 SV=1 -	0,93	0,14	
B4E351	Insulin-like growth factor-binding protein 3 OS=Homo sapiens GN=IGFBP3 PE=2 SV=1 -	0,68	0,13	0,92
J3KMY5	Epididymal secretory protein E1 OS=Homo sapiens GN=ESP1 PE=2 SV=1 -	0,83	0,07	0,86
O60911	Cathepsin L2 OS=Homo sapiens GN=CTSL PE=2 SV=1 -	0,81	0,37	
Q9NY97-2	Isoform 2 of UDP-GlcNAc:betaGal beta-1,3-galactosyltransferase 1 OS=Homo sapiens GN=GGT1 PE=2 SV=1 -	0,71	0,13	0,87
Q92743	Serine protease HTRA1 OS=Homo sapiens GN=HTRA1 PE=2 SV=1 -	0,81	0,03	0,76
O94985-2	Isoform 2 of Calsyntenin-1 OS=Homo sapiens GN=CSN1 PE=2 SV=1 -	0,82	0,04	0,82
Q13332-6	Isoform 2 of Receptor-type tyrosine-protein phosphatase SH-PTP2 OS=Homo sapiens GN=SHPTP2 PE=2 SV=1 -		0,02	0,78
Q9Y662	Heparan sulfate glucosamine 3-O-sulfotransferase 3B1 OS=Homo sapiens GN=HS3ST1 PE=2 SV=1 -			
Q9UBR2	Cathepsin Z OS=Homo sapiens GN=CTSZ PE=2 SV=1 -	0,71	0,03	0,77
Q8NES3	Beta-1,3-N-acetylglucosaminyltransferase 1 OS=Homo sapiens GN=GGT1 PE=2 SV=1 -	0,83	0,43	
Q96PX8	SLIT and NTRK-like protein 1 OS=Homo sapiens GN=SLIT1 PE=2 SV=1 -	0,76	0,27	0,76
P19021-4	Isoform 4 of Peptidyl-glycine alpha-amidohydrolase OS=Homo sapiens GN=PCPDH1 PE=2 SV=1 -	0,81	0,05	0,78
Q16270-2	Isoform 2 of Insulin-like growth factor-binding protein 3 OS=Homo sapiens GN=IGFBP3 PE=2 SV=1 -	0,69	0,23	0,87
Q5W0A2	BRI2, membrane form OS=Homo sapiens GN=ITM2B PE=2 SV=1 -		0,05	0,78
O43286	Beta-1,4-galactosyltransferase 5 OS=Homo sapiens GN=B4GALT5 PE=2 SV=1 - [B4GALT5_HUMAN]			
Q8N2Q7-2	Isoform 2 of Neuroligin-1 OS=Homo sapiens GN=NLG1 PE=2 SV=1 -		0,05	
P51884	Lumican OS=Homo sapiens GN=LUM PE=2 SV=1 -	0,75	0,16	
P06280	Alpha-galactosidase A OS=Homo sapiens GN=ALGA PE=2 SV=1 -	0,76	0,12	



Q01813-2	Isoform 2 of 6-phosphofructokinase type C OS=Homo sapiens GN=PFKI			0,77
Q8N441	Fibroblast growth factor receptor-like 1	0,79	0,11	0,81
Q14393-2	Isoform 2 of Growth arrest-specific pro	0,74	0,14	0,75
O75197	Low-density lipoprotein receptor-related protein 5 OS=Homo sapiens GN=LRP5 PE=1			
Q9Y5G3-2	Isoform 2 of Protocadherin gamma-B1 OS=Homo sap		0,07	
Q92820	Gamma-glutamyl hydrolase OS=Homo :	0,74	0,03	0,79
P35625	Metalloproteinase inhibitor 3 OS=Homi	0,75	0,05	0,84
P28799	Granulins OS=Homo sapiens GN=GRN P	0,70	0,34	0,90
Q96QC4	MHC class I polypeptide-related sequer	0,83	0,08	0,81
E9PFD9	Semaphorin-4D OS=Homo sapiens GN=SEMA4D PE=4		0,05	
P09668	Pro-cathepsin H OS=Homo sapiens GN=	0,77	0,02	0,70
P04083	Annexin A1 OS=Homo sapiens GN=ANX	0,99	0,17	0,51
Q29980	MHC class I polypeptide-related sequer	0,75	0,04	
Q13740-2	Isoform 2 of CD166 antigen OS=Homo s	0,79	0,19	0,74
P09603	Macrophage colony-stimulating factor :	0,64	0,53	0,89
P50897	Palmitoyl-protein thioesterase 1 OS=Hc	0,63	0,22	0,72
E9PG71	Ephrin type-A receptor 4 OS=Homo sap	0,67	0,04	0,78
P05067-7	Isoform L-APP733 of Amyloid beta A4 p	0,72	0,23	0,80
P07602	Proactivator polypeptide OS=Homo sap	0,70	0,08	0,81
P26006	Integrin alpha-3 OS=Homo sapiens GN=	0,76	0,38	0,77
Q86SJ2	Amphoterin-induced protein 2 OS=Hon	0,67	0,07	0,79
Q9NPR2-2	Isoform 2 of Semaphorin-4B OS=Homo	0,79	0,05	0,60
P15291-2	Isoform Short of Beta-1,4-galactosyltra	0,83	0,89	0,60
Q7Z3V4-3	Isoform 3 of Ubiquitin-protein ligase E3	0,73	0,42	
P42785	Lysosomal Pro-X carboxypeptidase OS=	0,61	0,08	0,75
P48723	Heat shock 70 kDa protein 13 OS=Homi	0,74	0,10	0,70
P16870-2	Isoform 2 of Carboxypeptidase E OS=Hc	0,72	0,04	0,67
P22413	Ectonucleotide pyrophosphatase/phosq	0,68	0,33	0,73
Q92187	CMP-N-acetylneuramate-poly-alpha-:	0,55	0,61	
P48745	Protein NOV homolog OS=Homo sapier	0,71	0,02	
P17301	Integrin alpha-2 OS=Homo sapiens GN=	0,91	0,05	0,72
Q8NBP7	Proprotein convertase subtilisin/kexin t	0,68	0,07	0,70
P05556-2	Isoform Beta-1B of Integrin beta-1 OS=Homo sapiens GN=ITGB1 - [ITB1			0,67
Q16769	Glutaminy-peptide cyclotransferase OS	0,71	0,11	0,67
O75629	Protein CREG1 OS=Homo sapiens GN=C	0,66	0,12	0,66
D6RIU4	Vesicular integral-membrane protein V	0,74	0,62	0,67
P52799	Ephrin-B2 OS=Homo sapiens GN=EFNB2 PE=1 SV=1 -		0,08	
P20908	Collagen alpha-1(V) chain OS=Homo saj	0,62	0,05	0,76
H0YN42	Annexin (Fragment) OS=Homo sapiens	0,79	0,35	0,62
Q08345-2	Isoform 2 of Epithelial discoidin domair	0,68	0,01	
Q99538	Legumain OS=Homo sapiens GN=LGMN	0,55	0,28	0,76
Q86SR1	Polypeptide N-acetylgalactosaminyltrar	0,63	0,18	0,66
H0YH88	Nucleosome assembly protein 1-like 1 (	0,67	0,18	
O14787-2	Isoform 2 of Transportin-2 OS=Homo sapiens GN=TN		0,04	0,65

P13010	X-ray repair cross-complementing prote	0,65	0,36	0,71
Q8IXL6	Extracellular serine/threonine protein kinase FAM200		0,05	0,65
Q15262	Receptor-type tyrosine-protein phosph	0,73	0,05	0,62
Q15758	Neutral amino acid transporter B(0) OS	0,65	0,06	0,64
J3KQG4	Glucosylceramidase OS=Homo sapiens	0,59	0,29	0,62
Q4G148-2	Isoform 2 of Glucoside xylosyltransferase 1 OS=Homo sapiens GN=GXYLT1 - [GXLT1_			
P53634	Dipeptidyl peptidase 1 OS=Homo sapie	0,54	0,15	0,62
Q7LFX5	Carbohydrate sulfotransferase 15 OS=H	0,57	0,12	
P08294	Extracellular superoxide dismutase [Cu-	0,61	0,12	0,55
O60462-4	Isoform B0 of Neuropilin-2 OS=Homo sa	0,95	0,04	0,37
B4E2J3	Serine protease 23 OS=Homo sapiens C	0,55	0,51	0,68
C9JIM8	Solute carrier family 2, facilitated glucose transportei		0,01	0,64
O95150-2	Isoform 2 of Tumor necrosis factor ligar	0,39	0,25	0,69
Q03405	Urokinase plasminogen activator surfac	0,47	0,29	
P98155-2	Isoform Short of Very low-density lipoprotein receptor OS=Homo sapiens GN=VLDLR			
P07339	Cathepsin D OS=Homo sapiens GN=CTS	0,57	0,44	0,51
O14792	Heparan sulfate glucosamine 3-O-sulfoi	0,57	0,31	0,50
P52823	Stanniocalcin-1 OS=Homo sapiens GN=!	0,47	0,17	0,52
P05121	Plasminogen activator inhibitor 1 OS=H	0,56	0,12	0,44
F8WC54	Disintegrin and metalloproteinase dom	0,54	0,21	0,47
Q8TE73	Dynein heavy chain 5, axonemal OS=Homo sapiens G		0,08	0,50
O95490-3	Isoform 3 of Latrophilin-2 OS=Homo sapiens GN=LPHN2 - [LPHN2_HUN			0,49
E7ET40	Urokinase-type plasminogen activator (	0,35	0,23	0,42
F5H118	X-ray repair cross-complementing prote	0,33	0,76	

R2 SD		R3 mean	R3 SD	mean	Log2 R1	Log2 R2
-------	--	---------	-------	------	---------	---------

JMAN]

IUMAN]

		1,49	0,09	5,13	3,13206943	
				4,82	2,26862503	
				2,31	1,20523142	
UMAN]		1,89	0,44	1,89		
	0,04	1,60	0,05	1,84	1,30298561	0,54771916
	0,06	1,31	0,11	1,78	1,29447448	0,66743395
	0,12	1,93	0,22	1,76	0,88463793	0,57633234
				1,70	0,76497378	
				1,68	0,75196565	
	0,07	1,26	0,07	1,66	1,30388235	0,32243736
	0,08	1,37	0,11	1,65	1,21157647	0,33918013
		1,63	0,15	1,63		
	0,16	0,57	0,05	1,63	1,2924037	0,8998648
				1,61	0,68417457	
				1,59	0,66506759	
	0,04	1,56	0,05	1,58	0,4028114	0,88555705
	0,04	1,13	0,03	1,57	1,03526879	0,61777569
UMAN]		1,54	0,03	1,54		
		1,42	0,05	1,52	0,6924692	
- [SPTN1_HUMAN]		1,51	0,08	1,51		
				1,51	0,59552643	
		1,51	0,01	1,51		
				1,48	0,56529874	
	0,11	1,29	0,07	1,48	0,68909386	0,61036008
				1,47	0,56057227	
	0,05	1,18	0,08	1,47	0,66363775	0,72354743
		1,46	0,12	1,47	0,56814003	
	0,03	1,83	0,18	1,46	0,3701172	0,32984271
	0,09			1,46		0,54227019
	0,07	1,14	0,05	1,44	0,7629943	0,57851095
				1,43	0,51772178	
	0,05	1,20	0,06	1,43	0,8428496	0,36644231
	0,06	1,61	0,04	1,43	0,54667628	0,27622367
	0,06	1,42	0,10	1,42	0,56225538	0,43596904
	0,10	1,54	0,09	1,42	0,43182977	0,44186717
	0,08	1,37	0,04	1,41	0,67581954	0,33933423
		1,09	0,10	1,40	0,78560632	

	0,25	1,10	0,04	1,40		0,77106149
	0,11	1,40	0,02	1,40	0,34280884	0,59880103
		1,39	0,12	1,39		
				1,39	0,47240524	
AN]		1,38	0,04	1,38		
	0,04	1,42	0,05	1,38	0,47281005	0,42300002
	0,06	1,24	0,02	1,38	0,54172935	0,5387604
	0,07	1,69	0,04	1,38	0,69883756	-0,2778959
	0,04	1,27	0,01	1,38	0,64088193	0,38735376
	0,06	0,65	0,05	1,38	0,70870048	0,88528209
	0,03	1,38	0,03	1,38	0,56841373	0,34229383
	0,04	1,32	0,09	1,38	0,5472455	0,43025128
	0,02	1,48	0,03	1,38	0,3834431	0,42708775
	0,13	1,24	0,04	1,37		0,59073881
		1,37	0,17	1,37		
	0,03	1,34	0,03	1,37	0,61248726	0,29618365
				1,36	0,44556632	
				1,36	0,4424931	
		1,36	0,11	1,36		
	0,08	1,34	0,10	1,36	0,5608912	0,32645696
		1,07	0,06	1,36	0,71236181	
	0,07	1,19	0,05	1,35	0,34004107	0,67158552
		1,49	0,08	1,34	0,2468123	
				1,34	0,42166347	
	0,10	1,46	0,14	1,34	0,28104085	0,42270653
				1,32	0,40484677	
	0,12	0,89	0,03	1,32	0,66958427	0,56829214
	0,06	1,09	0,02	1,32	0,00470089	0,90223988
	0,06	1,31	0,08	1,32	0,41586372	0,39924208
	0,04	1,33	0,05	1,32		0,37624694
	0,06	1,26	0,05	1,31	0,46522413	0,37741539
	0,09	1,08	0,03	1,31	0,6790026	0,31750646
				1,31	0,38502475	
	0,03	1,30	0,05	1,30	0,35431556	0,4185643
				1,29	0,3707086	
				1,29	0,3689375	
		1,42	0,06	1,29	0,21535265	
	0,13	1,23	0,06	1,29		0,4176891
	0,03	1,26	0,02	1,28	0,33281286	0,41760331
		1,28	0,16	1,28		
		1,16	0,05	1,28	0,48709509	
	0,20			1,28		0,35720826
	0,06	1,36	0,06	1,28	0,33363447	0,27730926
	0,05	1,30	0,06	1,27	0,3544843	0,30206778

0,03	1,15	0,03	1,27	0,63082836	0,15033672
0,09			1,27	0,36596152	0,31790699
	1,27	0,06	1,27		
			1,26	0,33903344	
	1,26	0,11	1,26		
0,01	1,74	0,21	1,26	0,05127369	-0,0029265
0,03	1,25	0,02	1,26	0,20667027	0,44920904
0,06	1,27	0,09	1,25		0,30604382
			1,25	0,32632356	
0,09	1,27	0,09	1,25		0,30577888
			1,25	0,32468295	
			1,25	0,31787848	
	1,25	0,11	1,25		
	1,25	0,12	1,25		
0,05	1,25	0,07	1,24	0,43076656	0,17689398
0,10	1,24	0,06	1,24	0,2056077	0,41720137
0,09	0,94	0,01	1,24	0,67930521	0,24628222
0,14	1,27	0,28	1,24	0,15746779	0,41296337
0,08	1,25	0,02	1,24	0,31653023	0,28239001
0,07	1,32	0,04	1,24	0,30694938	0,20845896
	1,24	0,05	1,24		
0,16	1,11	0,13	1,23	0,52026133	0,20869945
0,05	1,43	0,06	1,23	0,16401334	0,19403362
0,03	1,17	0,03	1,23	0,53321266	0,09287051
0,05	1,07	0,02	1,22	0,54939816	0,19165102
0,09	1,15	0,02	1,22	0,02863439	0,58635059
0,03	1,20	0,02	1,22	0,29960923	0,29917383
	1,24	0,05	1,22	0,26116578	
0,10	1,13	0,03	1,22	0,04880357	0,57205055
0,12	1,24	0,02	1,22		0,25462089
	1,21	0,11	1,21		
			1,21	0,27823273	
0,13	1,14	0,05	1,21	0,53918245	0,06384942
0,05	1,17	0,07	1,21	0,4069242	0,18781292
0,11	1,34	0,12	1,21	0,3145697	0,07086643
0,13	1,10	0,05	1,21	-0,0682839	0,66126936
0,02	1,39	0,13	1,21	0,18399861	0,14543339
0,04	1,08	0,09	1,21	0,47079388	0,21715579
0,07	1,37	0,12	1,21	-0,0150167	0,34528768
	1,20	0,29	1,20		
0,04	1,19	0,08	1,20	0,28830763	0,23043522
			1,19	0,24950369	
0,06	1,25	0,04	1,19	0,18984692	0,22251924
0,12	1,13	0,04	1,19	0,04670013	0,48181156

0,05	1,01	0,03	1,19	0,35425873	0,34837286
0,01	1,49	0,17	1,18	0,075212	0,01661744
0,16	1,18	0,10	1,18		0,24545731
0,13	1,23	0,10	1,18	0,49969261	-0,1471386
0,01	0,98	0,02	1,18	0,54413752	0,14683419
0,04	1,09	0,06	1,18	0,21228725	0,36014903
	1,18	0,07	1,18		
0,05	1,11	0,02	1,17	0,14476961	0,38616046
0,02	1,43	0,06	1,17	-0,1472319	0,24085571
0,05			1,17	0,22544748	0,23315549
0,14	1,27	0,19	1,17		0,09538391
0,04	1,22	0,08	1,17	0,4894615	-0,1799327
0,05	1,23	0,06	1,17	0,27148783	0,09287213
0,02	1,19	0,12	1,17		0,19801955
			1,16	0,21948161	
√]	1,16	0,05	1,16		
	1,01	0,03	1,16	0,39728647	
0,08	0,90	0,05	1,16	0,66110572	-0,0082816
0,05	1,19	0,13	1,16	0,23665136	0,15037558
			1,16	0,2110426	
0,06	1,23	0,04	1,16	0,09483823	0,22582789
0,05	0,97	0,03	1,15	-0,1119958	0,64795156
0,23	1,04	0,12	1,15		0,34315352
			1,15	0,20126959	
	1,05	0,07	1,14	0,31033114	
0,05	1,26	0,12	1,14	0,14130571	0,10004778
0,09			1,14	0,17736063	0,20307656
0,04			1,14		0,18904883
0,07	1,19	0,07	1,14	0,17717207	0,13583584
0,07	1,15	0,00	1,14	0,15770586	0,18750966
0,05	1,16	0,06	1,14	0,4262866	-0,1442192
			1,14	0,18311414	
0,18	1,10	0,03	1,13	0,32139806	0,07613055
			1,13	0,17888481	
	1,13	0,02	1,13		
			1,13	0,17363323	
0,00	1,17	0,06	1,13	0,15719292	0,13101868
0,06	1,17	0,04	1,13	0,19957364	0,08410845
	1,16	0,01	1,12	0,12121404	
0,09	1,12	0,02	1,12	0,13879193	0,20224136
0,03	1,09	0,05	1,12	0,27172728	0,09849926
0,24	1,06	0,03	1,12	0,11861278	0,28147416
	1,21	0,05	1,12	0,03562325	
0,07	0,90	0,07	1,12		0,41685017

		1,08	0,10	1,12	0,2067458	
		1,11	0,11	1,12	0,17166928	
0,04		0,92	0,03	1,12	-0,1531931	0,61277929
0,02		1,14	0,04	1,11	0,19883644	0,07451202
0,06		1,13	0,02	1,11	0,21519092	0,05404273
0,04				1,11	0,31449247	-0,0322048
		0,77	0,05	1,11	0,53627581	
0,06		1,06	0,06	1,11	0,19779711	0,16619213
0,05		1,16	0,04	1,11	0,2656329	-0,0570378
		1,11	0,12	1,11		
0,04		1,22	0,05	1,11	0,10324494	0,03306965
0,03				1,11		0,14499881
0,01		1,17	0,06	1,10	0,13652327	0,0591528
0,06		1,26	0,15	1,10	0,0034462	0,06067945
0,07		1,06	0,02	1,10	0,19715042	0,12626508
0,03		1,14	0,03	1,10	0,07999041	0,14441371
		1,09	0,14	1,10	0,1447565	
				1,10	0,13254026	
0,06		1,09	0,04	1,10	0,21636216	0,05427084
0,13		0,95	0,04	1,09	0,2798303	0,15635616
		0,93	0,06	1,09	0,32555697	
0,12		1,06	0,06	1,09	0,36176612	-0,1227269
		1,09	0,04	1,09		
		1,05	0,03	1,08	0,16781142	
'=1 - [FRPD1_HUN		1,08	0,05	1,08		
0,02		1,01	0,02	1,08	0,00198018	0,28786733
0,04		1,05	0,04	1,08	-0,1839598	0,38626571
{VK7_HUMAN]		1,07	0,08	1,07		
		0,92	0,06	1,07	0,29726919	
PE=4 SV=1 - [J3KN		1,07	0,12	1,07		
0,04		1,11	0,03	1,07	0,18488838	-0,0376602
0,06		0,91	0,03	1,07	0,47978896	-0,133788
0,03		1,00	0,03	1,07	0,22776686	0,05938036
		0,95	0,05	1,07	0,24455722	
0,06		0,92	0,03	1,07	0,25280729	0,12907805
0,13		1,01	0,11	1,07	0,21031574	0,05587042
		1,07	0,15	1,07		
0,05		1,05	0,05	1,06	0,13365393	0,05560228
0,02		0,99	0,04	1,06	0,00151279	0,25833608
0,03		1,12	0,03	1,06	0,10479147	-0,0174234
		1,06	0,05	1,06		
0,06		1,09	0,07	1,06	0,15064708	-0,0411072
		1,06	0,03	1,06		
0,03		1,04	0,04	1,05	0,07340516	0,09121272

0,04	1,17	0,03	1,05	-0,0108161	-0,0052686
0,03	1,12	0,01	1,05	0,04521835	-0,0038927
0,06	1,09	0,05	1,05	-0,0467268	0,12832148
0,22			1,05		0,06889853
0,15	1,17	0,04	1,05	0,04237054	-0,0830978
			1,05	0,06751471	
0,01	1,08	0,04	1,05	-0,029301	0,11408923
0,04	1,07	0,05	1,05	0,10592158	-0,0008626
0,08	0,95	0,11	1,05	-0,037656	0,28619674
0,07	0,93	0,04	1,05	0,14403769	0,14037426
0,05	1,16	0,05	1,05	-0,0479534	0,01354712
0,05			1,05		0,06406043
0,04	0,97	0,03	1,05	0,16051865	0,06584983
0,05			1,04	-0,2388186	0,31310277
0,03	1,09	0,01	1,04	0,12312791	-0,0742771
0,06	0,99	0,03	1,04	0,07255924	0,11537139
0,02	1,21	0,07	1,04	-0,3746271	0,1905197
0,25	0,96	0,09	1,04	0,00015148	0,2146417
	1,04	0,03	1,04		
			1,03	0,04957892	
0,07	1,01	0,04	1,03	-0,2461136	0,32501146
	1,03	0,10	1,03		
0,25	0,90	0,09	1,03	0,05347957	0,20907546
	1,13	0,05	1,03	-0,1012075	
	1,03	0,05	1,03		
	1,03	0,02	1,03		
			1,03	0,03698386	
0,10			1,02	-0,3462899	0,33468724
0,05	1,07	0,03	1,02	0,1133034	-0,1451619
0,05	1,06	0,04	1,02	-0,0051066	0,00129646
			1,02	0,02657331	
0,06	0,91	0,02	1,02		0,17647183
	1,02	0,07	1,02		
0,03	1,12	0,06	1,02	-0,2171334	0,09503588
0,06	1,09	0,02	1,01	-0,1129236	0,02700392
	1,01	0,09	1,01		
	1,05	0,03	1,01	-0,0509154	
0,03	1,01	0,01	1,01	0,14268401	-0,1326579
0,04	1,02	0,05	1,00	-0,0495075	0,04400304
0,11	1,01	0,02	1,00		-0,0130247
0,04	0,96	0,03	1,00	-0,0047827	0,05724116
0,02	1,03	0,02	1,00	-0,1080328	0,04852573
0,02	0,87	0,04	0,99	0,14320472	0,00588163
0,06	1,25	0,14	0,99	-0,2867547	-0,1479002



	0,17			0,99	-0,3283277	0,23915628
		0,99	0,04	0,99		
PE=2 SV=1 - [B7Z7		0,99	0,08	0,99		
	0,05	1,02	0,09	0,99	0,03251218	-0,1255758
				0,98	-0,0248118	
	0,08	0,79	0,05	0,98	-0,1877101	0,35674683
		0,98	0,16	0,98		
	0,02	0,99	0,03	0,98	-0,1281273	0,04819907
	0,03	1,03	0,04	0,98	0,00986034	-0,1356354
	0,05	1,04	0,03	0,98	0,02093211	-0,1797762
	0,05	0,76	0,07	0,98	-0,1728733	0,36165713
	0,04	1,10	0,06	0,98	-0,0998825	-0,1607689
	0,03	0,90	0,02	0,97	-0,2698162	0,24289972
[AN]		0,96	0,06	0,96		
	0,14	0,81	0,06	0,96	0,05294109	0,05848899
		1,08	0,10	0,96	-0,2319314	
	0,06	0,87	0,07	0,96	-0,0814149	0,08859325
				0,96	-0,0638875	
	0,02	1,01	0,06	0,96	-0,1151853	-0,1032551
	0,15	1,05	0,14	0,96		-0,2204351
	0,03			0,95	-0,0058443	-0,1344292
	0,05	1,10	0,03	0,95	-0,1622396	-0,2076605
	0,01	0,94	0,05	0,95	-0,0251264	-0,1041468
	0,03			0,95		-0,0743945
	0,03	0,98	0,06	0,95	0,02603783	-0,2384075
		0,95	0,03	0,95		
	0,02	1,01	0,02	0,95	-0,1652191	-0,0921972
	0,05	0,91	0,05	0,95	0,0033519	-0,1054752
	0,02	0,92	0,03	0,95		-0,0493836
	0,02			0,94	-0,0383622	-0,1288468
	0,04	1,10	0,04	0,94	-0,3168706	-0,1132928
	0,04	1,08	0,06	0,94	-0,4132889	-0,0093809
	0,02	0,99	0,04	0,94	-0,0065988	-0,2434792
	0,07	0,89	0,02	0,94	0,12686469	-0,239809
	0,02	1,02	0,10	0,94	-0,0571909	-0,2493455
	0,03	0,90	0,05	0,94	-0,0530547	-0,0620262
	0,03	1,02	0,01	0,94	-0,2005581	-0,1147167
	0,06	0,93	0,03	0,94	0,01363308	-0,1899404
	0,02	0,93	0,01	0,94	-0,0603628	-0,1143703
	0,05	1,10	0,07	0,94	-0,3285237	-0,1310276
	0,04	1,04	0,03	0,93	-0,1976999	-0,1764068
	0,04	1,11	0,03	0,93	-0,2975828	-0,2213247
	0,04			0,93	0,09703242	-0,3566374
	0,04	0,97	0,06	0,92	-0,0655515	-0,2343897

0,08			0,92	0,12004536	-0,3908384
0,02	0,92	0,04	0,92	-0,1286916	-0,0983872
0,03	1,01	0,11	0,92	-0,2032021	-0,1768631
0,09	0,80	0,03	0,92		0,05510927
0,05	0,95	0,02	0,92		-0,1683854
0,04	0,85	0,04	0,92	-0,158284	0,01171855
0,09	0,70	0,03	0,92	-0,3245276	0,33551356
0,05	1,00	0,04	0,92	-0,2631356	-0,1270376
0,04			0,91	-0,1567224	-0,1002537
0,08	0,99	0,05	0,91	-0,2510753	-0,1486283
0,04	0,94	0,04	0,91	-0,2225654	-0,1131749
0,05	0,87	0,02	0,91	-0,0538157	-0,1689657
0,05	0,81	0,03	0,91	-0,1484092	0,01310247
0,12	0,87	0,07	0,90	-0,1995814	-0,0317558
0,02	0,96	0,04	0,90	-0,2355862	-0,1511148
0,03	0,96	0,04	0,90	-0,2837516	-0,1188896
	0,83	0,10	0,90	-0,0498881	
0,03	0,92	0,03	0,89	-0,343195	-0,0442993
0,11	0,85	0,02	0,89	-0,3942717	0,08812253
0,04	0,83	0,05	0,89	-0,5237616	0,19286506
0,02	0,92	0,01	0,89	-0,0312937	-0,3902875
0,10	0,97	0,10	0,89	-0,3822025	-0,1126984
- [D6RF62_HUMA	0,89	0,06	0,89		
0,04	0,93	0,04	0,88	-0,0668507	-0,378725
	0,78	0,03	0,88	-0,0144027	
	0,89	0,07	0,88	-0,1977663	
0,05	0,84	0,07	0,88	-0,0277623	-0,278967
0,04	0,87	0,05	0,88	-0,0905193	-0,2621783
0,04	0,91	0,06	0,87	-0,2906952	-0,1562419
0,03	0,84	0,02	0,87	-0,1102932	-0,2302839
0,03	0,91	0,02	0,87	-0,3153527	-0,1440057
0,04	0,82	0,02	0,87	-0,2466401	-0,0767933
0,02	0,88	0,04	0,87	-0,1500196	-0,2636594
	0,87	0,05	0,87		
0,07	0,89	0,02	0,87	-0,1867502	-0,2542771
0,11	0,73	0,03	0,87	-0,1427453	-0,0628111
	0,86	0,02	0,86		
0,03	0,93	0,06	0,86	-0,2143921	-0,338662
0,02	0,92	0,05	0,86	-0,2241888	-0,3239629
0,09	0,97	0,09	0,86	-0,327886	-0,3071915
0,04	0,89	0,02	0,86	-0,1843992	-0,3060911
0,04	0,82	0,04	0,86	-0,1164079	-0,270035
0,01	0,95	0,03	0,86	-0,3283223	-0,2794048
0,01	0,86	0,04	0,85	-0,2261713	-0,2367243

0,15			0,85		-0,2303417
0,06	0,79	0,08	0,85	0,03870971	-0,446568
0,13	0,77	0,07	0,85	-0,2471836	-0,1027632
0,03	0,96	0,06	0,85	-0,6576817	-0,0701537
	0,79	0,05	0,85	-0,1365883	
	0,96	0,06	0,85	-0,4435269	
0,02	0,86	0,02	0,85	-0,1344266	-0,3739649
0,04	0,80	0,04	0,84	-0,3328863	-0,0889678
0,04	0,78	0,04	0,84	-0,1362252	-0,2535057
	0,82	0,05	0,84	-0,2095484	
0,05	0,85	0,02	0,84	-0,4418442	-0,1017607
0,03	0,91	0,02	0,84	-0,2960632	-0,3477669
0,06	0,80	0,03	0,84	-0,3466133	-0,1172543
0,02	0,77	0,03	0,83	-0,5013563	0,04144492
0,02	0,95	0,03	0,83	-0,4067703	-0,3569838
0,03	0,92	0,02	0,83	-0,5889442	-0,1522286
	0,82	0,01	0,82		
0,06	0,79	0,05	0,82	-0,1699328	-0,3375795
			0,82	-0,2835285	
			0,82	-0,2847259	
0,02	0,88	0,03	0,82	-0,4222547	-0,2604515
			0,82	-0,2871612	
0,08	0,73	0,03	0,82	-0,6236847	0,10203675
	0,82	0,07	0,82		
0,02	0,77	0,02	0,82	-0,2986402	-0,2154995
	0,70	0,05	0,82	-0,1048909	
0,01	0,82	0,03	0,81	-0,5476219	-0,1172242
0,06	0,73	0,04	0,81	-0,2684854	-0,213057
			0,81	-0,3125431	
0,03	0,82	0,05	0,80	-0,4888291	-0,1986981
0,11	0,84	0,02	0,80	-0,3084522	-0,3906072
0,04	0,77	0,03	0,80	-0,2901739	-0,2927467
0,02	0,82	0,06	0,80		-0,3617548
3B1 PE=1 SV=1 - [	0,79	0,05	0,79		
0,03	0,89	0,03	0,79	-0,4988664	-0,369625
	0,75	0,03	0,79	-0,2686148	
0,03	0,84	0,04	0,79	-0,3998573	-0,3888479
0,06	0,77	0,02	0,79	-0,3060408	-0,3600984
0,06	0,79	0,05	0,78	-0,5251216	-0,1952623
0,01			0,78		-0,350019
5_HUMAN]	0,78	0,08	0,78		
	0,78	0,09	0,78		
	0,80	0,04	0,78	-0,4092558	
	0,79	0,05	0,78	-0,3978599	

	0,02			0,77		-0,3691085
	0,02	0,72	0,02	0,77	-0,3353507	-0,3080675
	0,04	0,83	0,01	0,77	-0,4391687	-0,415575
. SV=2 - [LRP5_HU		0,77	0,06	0,77		
		0,77	0,02	0,77		
	0,05	0,78	0,03	0,77	-0,4344756	-0,3437415
	0,03	0,70	0,03	0,77	-0,4113941	-0,2449233
	0,03	0,70	0,04	0,77	-0,5152389	-0,1577775
	0,09	0,66	0,05	0,76	-0,2643893	-0,3118134
		0,76	0,02	0,76		
	0,06	0,79	0,03	0,75	-0,3715811	-0,5145414
	0,01			0,75	-0,0127528	-0,9630697
				0,75	-0,412742	
	0,09	0,72	0,03	0,75	-0,3373848	-0,4345878
	0,06	0,71	0,03	0,75	-0,6402907	-0,1709045
	0,06	0,88	0,04	0,74	-0,6593263	-0,4782595
	0,07	0,79	0,04	0,74	-0,5839628	-0,3648383
	0,04	0,71	0,01	0,74	-0,4745073	-0,3235086
	0,06	0,71	0,01	0,74	-0,5145122	-0,3021469
	0,03	0,69	0,03	0,74	-0,3902128	-0,3842731
	0,03	0,75	0,02	0,74	-0,5719114	-0,344348
	0,01	0,81	0,03	0,73	-0,3483311	-0,7277412
	0,12	0,77	0,08	0,73	-0,2766087	-0,7391009
				0,73	-0,4547586	
	0,02	0,82	0,02	0,73	-0,7231698	-0,4185371
	0,04	0,73	0,05	0,72	-0,440376	-0,5080513
	0,03	0,78	0,05	0,72	-0,4684971	-0,5800408
	0,04	0,75	0,02	0,72	-0,546659	-0,4602907
		0,89	0,11	0,72	-0,863742	
		0,72	0,03	0,71	-0,5030197	
	0,03	0,50	0,06	0,71	-0,1330889	-0,4832188
	0,03	0,75	0,02	0,71	-0,5567979	-0,5135494
	0,01	0,75	0,04	0,71		-0,5800862
	0,03	0,73	0,03	0,71	-0,4866359	-0,5785005
	0,01	0,79	0,12	0,70	-0,6097191	-0,6032427
	0,02	0,65	0,05	0,69	-0,4283338	-0,5868248
		0,68	0,03	0,68		
	0,08	0,68	0,04	0,68	-0,6849672	-0,4052945
	0,02	0,64	0,02	0,68	-0,3452155	-0,6941121
				0,68	-0,5601962	
	0,03	0,70	0,04	0,67	-0,8652862	-0,391271
	0,01	0,71	0,01	0,67	-0,6696571	-0,5949625
				0,67	-0,5859608	
	0,05			0,65		-0,6229139

	0,05	0,59	0,03	0,65	-0,6143723	-0,5042518
	0,02			0,65		-0,6264396
	0,01	0,59	0,02	0,65	-0,4538169	-0,6898973
	0,12			0,65	-0,6197582	-0,6447357
	0,04	0,71	0,04	0,64	-0,7643909	-0,7001785
HUMAN]		0,63	0,01	0,63		
	0,05	0,70	0,05	0,62	-0,8932468	-0,6897803
		0,65	0,06	0,61	-0,7992584	
	0,01	0,64	0,01	0,60	-0,7058807	-0,8595998
	0,02	0,45	0,05	0,59	-0,0686308	-1,4362145
	0,03	0,54	0,05	0,59	-0,872157	-0,5522507
	0,01	0,53	0,06	0,58		-0,6544379
	0,01	0,63	0,05	0,57	-1,3585887	-0,5358064
		0,66	0,03	0,56	-1,0986408	
- [VLDLR_HUMAI		0,56	0,09	0,56		
	0,05	0,59	0,01	0,56	-0,8016275	-0,9804362
	0,02	0,52	0,03	0,53	-0,8236059	-0,9955179
	0,02	0,60	0,02	0,53	-1,0841091	-0,9506828
	0,04	0,54	0,01	0,51	-0,8347289	-1,1822425
	0,05			0,50	-0,8892784	-1,090211
	0,03			0,50		-1,0081842
	0,05			0,49		-1,0174524
	0,03	0,38	0,02	0,38	-1,5159657	-1,2368576
				0,33	-1,5892626	

Log2 R3	SD of means	Test Z	1-Test Z	Min	Test Z 2 tails
			1	1	2
			1	1	2
			1	1	2
			1	1	2
			1	1	2
			1	1	2
0,57683866	1,80682101	#NAME?	#NAME?	#NAME?	#NAME?
			1	1	2
			1	1	2
0,91654581			1	1	2
0,67538189	0,40427128	#NAME?	#NAME?	#NAME?	#NAME?
0,39164466	0,46266281	#NAME?	#NAME?	#NAME?	#NAME?
0,95014335	0,19961545	#NAME?	#NAME?	#NAME?	#NAME?
			1	1	2
			1	1	2
0,33556419	0,56288641	#NAME?	#NAME?	#NAME?	#NAME?
0,4563467	0,47349329	#NAME?	#NAME?	#NAME?	#NAME?
0,70803269			1	1	2
-0,8180651	1,12245626	#NAME?	#NAME?	#NAME?	#NAME?
			1	1	2
			1	1	2
0,64606669	0,24137527	#NAME?	#NAME?	#NAME?	#NAME?
0,17331583	0,43104678	#NAME?	#NAME?	#NAME?	#NAME?
0,62424621			1	1	2
0,50798803	0,13044788	#NAME?	#NAME?	#NAME?	#NAME?
0,59665044			1	1	2
			1	1	2
0,59527189			1	1	2
			1	1	2
0,36652001	0,16818189	#NAME?	#NAME?	#NAME?	#NAME?
			1	1	2
0,24275108	0,26201141	#NAME?	#NAME?	#NAME?	#NAME?
0,54742821	0,01464547	#NAME?	#NAME?	#NAME?	#NAME?
0,87250076	0,30234887	#NAME?	#NAME?	#NAME?	#NAME?
			1	1	2
0,19163687	0,29159189	#NAME?	#NAME?	#NAME?	#NAME?
			1	1	2
0,26434451	0,30877608	#NAME?	#NAME?	#NAME?	#NAME?
0,68423278	0,20758044	#NAME?	#NAME?	#NAME?	#NAME?
0,50959945	0,0634328	#NAME?	#NAME?	#NAME?	#NAME?
0,62298909	0,10758546	#NAME?	#NAME?	#NAME?	#NAME?
0,45813395	0,17064718	#NAME?	#NAME?	#NAME?	#NAME?
0,1186717	0,471594	#NAME?	#NAME?	#NAME?	#NAME?

0,14034251	0,44598567	#NAME?	#NAME?	#NAME?	#NAME?
0,48983389	0,12846673	#NAME?	#NAME?	#NAME?	#NAME?
0,47885468			1	1	2
			1	1	2
0,46846999			1	1	2
0,50520407	0,04140837	#NAME?	#NAME?	#NAME?	#NAME?
0,30936849	0,13330481	#NAME?	#NAME?	#NAME?	#NAME?
0,76045517	0,58252012	#NAME?	#NAME?	#NAME?	#NAME?
0,34080861	0,16149664	#NAME?	#NAME?	#NAME?	#NAME?
-0,6167174	0,8209665	#NAME?	#NAME?	#NAME?	#NAME?
0,4654589	0,11321038	#NAME?	#NAME?	#NAME?	#NAME?
0,40178902	0,07708798	#NAME?	#NAME?	#NAME?	#NAME?
0,56176574	0,09295337	#NAME?	#NAME?	#NAME?	#NAME?
0,31211027	0,19702013	#NAME?	#NAME?	#NAME?	#NAME?
0,45406498			1	1	2
0,42045684	0,15935677	#NAME?	#NAME?	#NAME?	#NAME?
			1	1	2
			1	1	2
0,4418195			1	1	2
0,42039877	0,11798489	#NAME?	#NAME?	#NAME?	#NAME?
0,09987078	0,43309656	#NAME?	#NAME?	#NAME?	#NAME?
0,25135907	0,22150112	#NAME?	#NAME?	#NAME?	#NAME?
0,57979992	0,23545781	#NAME?	#NAME?	#NAME?	#NAME?
			1	1	2
0,54669538	0,13292525	#NAME?	#NAME?	#NAME?	#NAME?
			1	1	2
-0,1611387	0,45321632	#NAME?	#NAME?	#NAME?	#NAME?
0,1287396	0,48635798	#NAME?	#NAME?	#NAME?	#NAME?
0,3921875	0,012156	#NAME?	#NAME?	#NAME?	#NAME?
0,41630214	0,0283233	#NAME?	#NAME?	#NAME?	#NAME?
0,3296892	0,06874819	#NAME?	#NAME?	#NAME?	#NAME?
0,10641171	0,28956887	#NAME?	#NAME?	#NAME?	#NAME?
			1	1	2
0,37667507	0,03261533	#NAME?	#NAME?	#NAME?	#NAME?
			1	1	2
			1	1	2
0,50536227	0,20506777	#NAME?	#NAME?	#NAME?	#NAME?
0,30443423	0,08008328	#NAME?	#NAME?	#NAME?	#NAME?
0,33229154	0,04910497	#NAME?	#NAME?	#NAME?	#NAME?
0,36029204			1	1	2
0,21974607	0,1890443	#NAME?	#NAME?	#NAME?	#NAME?
			1	1	2
0,44527557	0,08548776	#NAME?	#NAME?	#NAME?	#NAME?
0,37713594	0,03850501	#NAME?	#NAME?	#NAME?	#NAME?

0,19623139	0,26515815	#NAME?	#NAME?	#NAME?	#NAME?
	0,03397968	#NAME?	#NAME?	#NAME?	#NAME?
0,33972774			1	1	2
			1	1	2
0,33688717			1	1	2
0,79577169	0,44630589	#NAME?	#NAME?	#NAME?	#NAME?
0,32103782	0,12133483	#NAME?	#NAME?	#NAME?	#NAME?
0,34879244	0,03022784	#NAME?	#NAME?	#NAME?	#NAME?
			1	1	2
0,34466555	0,02749703	#NAME?	#NAME?	#NAME?	#NAME?
			1	1	2
			1	1	2
0,31785079			1	1	2
0,31672093			1	1	2
0,32205149	0,12737147	#NAME?	#NAME?	#NAME?	#NAME?
0,30487031	0,10586408	#NAME?	#NAME?	#NAME?	#NAME?
-0,0950784	0,38809492	#NAME?	#NAME?	#NAME?	#NAME?
0,34822228	0,13282612	#NAME?	#NAME?	#NAME?	#NAME?
0,32679627	0,02324816	#NAME?	#NAME?	#NAME?	#NAME?
0,4036864	0,09761504	#NAME?	#NAME?	#NAME?	#NAME?
0,30596287			1	1	2
0,15699723	0,19651324	#NAME?	#NAME?	#NAME?	#NAME?
0,51671069	0,19554076	#NAME?	#NAME?	#NAME?	#NAME?
0,22298974	0,22622647	#NAME?	#NAME?	#NAME?	#NAME?
0,09163958	0,24066859	#NAME?	#NAME?	#NAME?	#NAME?
0,20109236	0,28554422	#NAME?	#NAME?	#NAME?	#NAME?
0,26388724	0,02049957	#NAME?	#NAME?	#NAME?	#NAME?
0,3067453	0,03222959	#NAME?	#NAME?	#NAME?	#NAME?
0,17824478	0,27252688	#NAME?	#NAME?	#NAME?	#NAME?
0,30885916	0,03835225	#NAME?	#NAME?	#NAME?	#NAME?
0,27920805			1	1	2
			1	1	2
0,18567029	0,24689832	#NAME?	#NAME?	#NAME?	#NAME?
0,22728366	0,11678928	#NAME?	#NAME?	#NAME?	#NAME?
0,42379024	0,18068187	#NAME?	#NAME?	#NAME?	#NAME?
0,13385386	0,37666844	#NAME?	#NAME?	#NAME?	#NAME?
0,47290577	0,17897523	#NAME?	#NAME?	#NAME?	#NAME?
0,11224214	0,18434501	#NAME?	#NAME?	#NAME?	#NAME?
0,44925814	0,24364598	#NAME?	#NAME?	#NAME?	#NAME?
0,260682			1	1	2
0,25244817	0,02921097	#NAME?	#NAME?	#NAME?	#NAME?
			1	1	2
0,32719045	0,07174816	#NAME?	#NAME?	#NAME?	#NAME?
0,1749357	0,2235841	#NAME?	#NAME?	#NAME?	#NAME?



0,00893342	0,19769646	#NAME?	#NAME?	#NAME?	#NAME?
0,57448197	0,30657154	#NAME?	#NAME?	#NAME?	#NAME?
0,24195669	0,00247531	#NAME?	#NAME?	#NAME?	#NAME?
0,30428293	0,33175213	#NAME?	#NAME?	#NAME?	#NAME?
-0,0296895	0,293907	#NAME?	#NAME?	#NAME?	#NAME?
0,1232977	0,1196389	#NAME?	#NAME?	#NAME?	#NAME?
0,23468749			1	1	2
0,14760954	0,13855453	#NAME?	#NAME?	#NAME?	#NAME?
0,52033749	0,33525388	#NAME?	#NAME?	#NAME?	#NAME?
	0,00545039	#NAME?	#NAME?	#NAME?	#NAME?
0,34773908	0,17844205	#NAME?	#NAME?	#NAME?	#NAME?
0,28631398	0,34320631	#NAME?	#NAME?	#NAME?	#NAME?
0,29957683	0,11211556	#NAME?	#NAME?	#NAME?	#NAME?
0,24581276	0,03379491	#NAME?	#NAME?	#NAME?	#NAME?
			1	1	2
0,21807234			1	1	2
0,00796878	0,27528918	#NAME?	#NAME?	#NAME?	#NAME?
-0,1456095	0,4316109	#NAME?	#NAME?	#NAME?	#NAME?
0,24712203	0,05309272	#NAME?	#NAME?	#NAME?	#NAME?
			1	1	2
0,29600783	0,10210511	#NAME?	#NAME?	#NAME?	#NAME?
-0,0462502	0,42106188	#NAME?	#NAME?	#NAME?	#NAME?
0,05224665	0,20570222	#NAME?	#NAME?	#NAME?	#NAME?
			1	1	2
0,0703205	0,16971315	#NAME?	#NAME?	#NAME?	#NAME?
0,3327343	0,12415725	#NAME?	#NAME?	#NAME?	#NAME?
	0,01818391	#NAME?	#NAME?	#NAME?	#NAME?
			1	1	2
0,24511665	0,05517766	#NAME?	#NAME?	#NAME?	#NAME?
0,20755939	0,0250853	#NAME?	#NAME?	#NAME?	#NAME?
0,21235433	0,28820959	#NAME?	#NAME?	#NAME?	#NAME?
			1	1	2
0,13383489	0,12823539	#NAME?	#NAME?	#NAME?	#NAME?
			1	1	2
0,17756035			1	1	2
			1	1	2
0,22919295	0,05083844	#NAME?	#NAME?	#NAME?	#NAME?
0,22963397	0,07682611	#NAME?	#NAME?	#NAME?	#NAME?
0,21171034	0,06399055	#NAME?	#NAME?	#NAME?	#NAME?
0,15777011	0,03256709	#NAME?	#NAME?	#NAME?	#NAME?
0,12155733	0,09406614	#NAME?	#NAME?	#NAME?	#NAME?
0,08720895	0,10428247	#NAME?	#NAME?	#NAME?	#NAME?
0,27767891	0,17115919	#NAME?	#NAME?	#NAME?	#NAME?
-0,1535504	0,40333414	#NAME?	#NAME?	#NAME?	#NAME?

0,11038776	0,06813542	#NAME?	#NAME?	#NAME?	#NAME?
0,14429761	0,0193547	#NAME?	#NAME?	#NAME?	#NAME?
-0,1253311	0,43441475	#NAME?	#NAME?	#NAME?	#NAME?
0,18461936	0,06804694	#NAME?	#NAME?	#NAME?	#NAME?
0,18175572	0,08504632	#NAME?	#NAME?	#NAME?	#NAME?
	0,24515196	#NAME?	#NAME?	#NAME?	#NAME?
-0,3789955	0,64719456	#NAME?	#NAME?	#NAME?	#NAME?
0,08098662	0,06042012	#NAME?	#NAME?	#NAME?	#NAME?
0,21635955	0,17382477	#NAME?	#NAME?	#NAME?	#NAME?
0,14833498			1	1	2
0,2879297	0,13164768	#NAME?	#NAME?	#NAME?	#NAME?
			1	1	2
0,23034851	0,08572955	#NAME?	#NAME?	#NAME?	#NAME?
0,3368468	0,17827881	#NAME?	#NAME?	#NAME?	#NAME?
0,08993048	0,05452988	#NAME?	#NAME?	#NAME?	#NAME?
0,18342025	0,05223282	#NAME?	#NAME?	#NAME?	#NAME?
0,12566475	0,01349991	#NAME?	#NAME?	#NAME?	#NAME?
			1	1	2
0,12165433	0,08142861	#NAME?	#NAME?	#NAME?	#NAME?
-0,0749245	0,18008682	#NAME?	#NAME?	#NAME?	#NAME?
-0,1091075	0,30735421	#NAME?	#NAME?	#NAME?	#NAME?
0,09028772	0,24283372	#NAME?	#NAME?	#NAME?	#NAME?
0,11847681			1	1	2
0,06454436	0,07302084	#NAME?	#NAME?	#NAME?	#NAME?
0,11347671			1	1	2
0,0205815	0,15995791	#NAME?	#NAME?	#NAME?	#NAME?
0,06855829	0,28573311	#NAME?	#NAME?	#NAME?	#NAME?
0,10413182			1	1	2
-0,1192353	0,29451316	#NAME?	#NAME?	#NAME?	#NAME?
0,10370143			1	1	2
0,14846353	0,11937106	#NAME?	#NAME?	#NAME?	#NAME?
-0,1392075	0,3558236	#NAME?	#NAME?	#NAME?	#NAME?
-0,0037127	0,11966447	#NAME?	#NAME?	#NAME?	#NAME?
-0,0680063	0,2210158	#NAME?	#NAME?	#NAME?	#NAME?
-0,1188282	0,18924384	#NAME?	#NAME?	#NAME?	#NAME?
0,00914652	0,10528179	#NAME?	#NAME?	#NAME?	#NAME?
0,09109055			1	1	2
0,07602221	0,04047725	#NAME?	#NAME?	#NAME?	#NAME?
-0,0141949	0,15301311	#NAME?	#NAME?	#NAME?	#NAME?
0,15953759	0,09059877	#NAME?	#NAME?	#NAME?	#NAME?
0,08250177			1	1	2
0,1212441	0,10327323	#NAME?	#NAME?	#NAME?	#NAME?
0,07919608			1	1	2
0,06132829	0,01503351	#NAME?	#NAME?	#NAME?	#NAME?

0,22207387	0,13288661	#NAME?	#NAME?	#NAME?	#NAME?
0,16878217	0,08897238	#NAME?	#NAME?	#NAME?	#NAME?
0,11974821	0,09868244	#NAME?	#NAME?	#NAME?	#NAME?
			1	1	2
0,22818048	0,15661086	#NAME?	#NAME?	#NAME?	#NAME?
			1	1	2
0,11248582	0,08232744	#NAME?	#NAME?	#NAME?	#NAME?
0,09422737	0,05856867	#NAME?	#NAME?	#NAME?	#NAME?
-0,0766246	0,19918102	#NAME?	#NAME?	#NAME?	#NAME?
-0,0978533	0,13861042	#NAME?	#NAME?	#NAME?	#NAME?
0,21984852	0,14027381	#NAME?	#NAME?	#NAME?	#NAME?
			1	1	2
-0,0416671	0,10116088	#NAME?	#NAME?	#NAME?	#NAME?
	0,39026734	#NAME?	#NAME?	#NAME?	#NAME?
0,12312822	0,11397191	#NAME?	#NAME?	#NAME?	#NAME?
-0,0165238	0,06728672	#NAME?	#NAME?	#NAME?	#NAME?
0,27305813	0,35253832	#NAME?	#NAME?	#NAME?	#NAME?
-0,0590952	0,1440186	#NAME?	#NAME?	#NAME?	#NAME?
0,05562808			1	1	2
			1	1	2
0,00891311	0,2861062	#NAME?	#NAME?	#NAME?	#NAME?
0,04813486			1	1	2
-0,1470317	0,17852503	#NAME?	#NAME?	#NAME?	#NAME?
0,17685922	0,19662286	#NAME?	#NAME?	#NAME?	#NAME?
0,04046659			1	1	2
0,03755307			1	1	2
			1	1	2
	0,48152354	#NAME?	#NAME?	#NAME?	#NAME?
0,09956231	0,1454207	#NAME?	#NAME?	#NAME?	#NAME?
0,08235212	0,04875114	#NAME?	#NAME?	#NAME?	#NAME?
			1	1	2
-0,1422089	0,22534129	#NAME?	#NAME?	#NAME?	#NAME?
0,0256744			1	1	2
0,16431726	0,20320523	#NAME?	#NAME?	#NAME?	#NAME?
0,12717965	0,12059882	#NAME?	#NAME?	#NAME?	#NAME?
0,01588937			1	1	2
0,0763576	0,08999564	#NAME?	#NAME?	#NAME?	#NAME?
0,00724471	0,137677	#NAME?	#NAME?	#NAME?	#NAME?
0,02480467	0,0493881	#NAME?	#NAME?	#NAME?	#NAME?
0,01214562	0,01779808	#NAME?	#NAME?	#NAME?	#NAME?
-0,0610116	0,05915004	#NAME?	#NAME?	#NAME?	#NAME?
0,04761605	0,09012765	#NAME?	#NAME?	#NAME?	#NAME?
-0,202571	0,17410294	#NAME?	#NAME?	#NAME?	#NAME?
0,32418716	0,32025951	#NAME?	#NAME?	#NAME?	#NAME?

	0,4012718	#NAME?	#NAME?	#NAME?	#NAME?
-0,0169589			1	1	2
-0,0181801			1	1	2
0,02564558	0,08935592	#NAME?	#NAME?	#NAME?	#NAME?
			1	1	2
-0,3451015	0,36828351	#NAME?	#NAME?	#NAME?	#NAME?
-0,0268733			1	1	2
-0,0076192	0,09011926	#NAME?	#NAME?	#NAME?	#NAME?
0,03769753	0,09308441	#NAME?	#NAME?	#NAME?	#NAME?
0,05316418	0,12621671	#NAME?	#NAME?	#NAME?	#NAME?
-0,394534	0,38873326	#NAME?	#NAME?	#NAME?	#NAME?
0,13738888	0,15753461	#NAME?	#NAME?	#NAME?	#NAME?
-0,1480831	0,26788186	#NAME?	#NAME?	#NAME?	#NAME?
-0,0520154			1	1	2
-0,2979923	0,20423188	#NAME?	#NAME?	#NAME?	#NAME?
0,1060383	0,23898068	#NAME?	#NAME?	#NAME?	#NAME?
-0,2028947	0,1464157	#NAME?	#NAME?	#NAME?	#NAME?
			1	1	2
0,01992244	0,07479876	#NAME?	#NAME?	#NAME?	#NAME?
0,07437575	0,20846276	#NAME?	#NAME?	#NAME?	#NAME?
	0,09092325	#NAME?	#NAME?	#NAME?	#NAME?
0,13468239	0,18593207	#NAME?	#NAME?	#NAME?	#NAME?
-0,0875499	0,04166612	#NAME?	#NAME?	#NAME?	#NAME?
			1	1	2
-0,0270949	0,13988532	#NAME?	#NAME?	#NAME?	#NAME?
-0,0766224			1	1	2
0,01687969	0,09164235	#NAME?	#NAME?	#NAME?	#NAME?
-0,1394522	0,07459981	#NAME?	#NAME?	#NAME?	#NAME?
-0,1126799	0,04475726	#NAME?	#NAME?	#NAME?	#NAME?
	0,06398221	#NAME?	#NAME?	#NAME?	#NAME?
0,1410285	0,22941768	#NAME?	#NAME?	#NAME?	#NAME?
0,11748062	0,27717378	#NAME?	#NAME?	#NAME?	#NAME?
-0,0165063	0,13399449	#NAME?	#NAME?	#NAME?	#NAME?
-0,1706572	0,19482934	#NAME?	#NAME?	#NAME?	#NAME?
0,0280385	0,14208525	#NAME?	#NAME?	#NAME?	#NAME?
-0,1592923	0,05891746	#NAME?	#NAME?	#NAME?	#NAME?
0,03233042	0,11777711	#NAME?	#NAME?	#NAME?	#NAME?
-0,1049491	0,1022476	#NAME?	#NAME?	#NAME?	#NAME?
-0,1043255	0,02872403	#NAME?	#NAME?	#NAME?	#NAME?
0,1410759	0,23578551	#NAME?	#NAME?	#NAME?	#NAME?
0,0540914	0,13963145	#NAME?	#NAME?	#NAME?	#NAME?
0,14592536	0,23713126	#NAME?	#NAME?	#NAME?	#NAME?
	0,32079304	#NAME?	#NAME?	#NAME?	#NAME?
-0,0459736	0,10359397	#NAME?	#NAME?	#NAME?	#NAME?

	0,3612494	#NAME?	#NAME?	#NAME?	#NAME?
-0,1213057	0,01580174	#NAME?	#NAME?	#NAME?	#NAME?
0,01860384	0,1211741	#NAME?	#NAME?	#NAME?	#NAME?
-0,3149808	0,26169321	#NAME?	#NAME?	#NAME?	#NAME?
-0,072147	0,0680508	#NAME?	#NAME?	#NAME?	#NAME?
-0,2260388	0,12248819	#NAME?	#NAME?	#NAME?	#NAME?
-0,5195755	0,44812116	#NAME?	#NAME?	#NAME?	#NAME?
0,0070233	0,13508075	#NAME?	#NAME?	#NAME?	#NAME?
	0,03992944	#NAME?	#NAME?	#NAME?	#NAME?
-0,0133663	0,11923139	#NAME?	#NAME?	#NAME?	#NAME?
-0,0845514	0,07283937	#NAME?	#NAME?	#NAME?	#NAME?
-0,1983794	0,07640175	#NAME?	#NAME?	#NAME?	#NAME?
-0,3060985	0,15960428	#NAME?	#NAME?	#NAME?	#NAME?
-0,2081692	0,09946601	#NAME?	#NAME?	#NAME?	#NAME?
-0,0569696	0,08935195	#NAME?	#NAME?	#NAME?	#NAME?
-0,0561581	0,1175539	#NAME?	#NAME?	#NAME?	#NAME?
-0,2605054	0,14892889	#NAME?	#NAME?	#NAME?	#NAME?
-0,1125332	0,15663086	#NAME?	#NAME?	#NAME?	#NAME?
-0,2414857	0,24653918	#NAME?	#NAME?	#NAME?	#NAME?
-0,268634	0,36323209	#NAME?	#NAME?	#NAME?	#NAME?
-0,1187247	0,1872018	#NAME?	#NAME?	#NAME?	#NAME?
-0,0440791	0,17873095	#NAME?	#NAME?	#NAME?	#NAME?
-0,1750627			1	1	2
-0,1104989	0,16887668	#NAME?	#NAME?	#NAME?	#NAME?
-0,3676756	0,24980163	#NAME?	#NAME?	#NAME?	#NAME?
-0,1647869	0,02331991	#NAME?	#NAME?	#NAME?	#NAME?
-0,2522986	0,13798041	#NAME?	#NAME?	#NAME?	#NAME?
-0,2087409	0,08784335	#NAME?	#NAME?	#NAME?	#NAME?
-0,1387068	0,08315212	#NAME?	#NAME?	#NAME?	#NAME?
-0,2505571	0,07580977	#NAME?	#NAME?	#NAME?	#NAME?
-0,1398479	0,10014909	#NAME?	#NAME?	#NAME?	#NAME?
-0,2839363	0,11041373	#NAME?	#NAME?	#NAME?	#NAME?
-0,1904285	0,05760446	#NAME?	#NAME?	#NAME?	#NAME?
-0,2012565			1	1	2
-0,1704669	0,04443941	#NAME?	#NAME?	#NAME?	#NAME?
-0,4476115	0,20306169	#NAME?	#NAME?	#NAME?	#NAME?
-0,2123503			1	1	2
-0,1027531	0,11801081	#NAME?	#NAME?	#NAME?	#NAME?
-0,1192334	0,10237569	#NAME?	#NAME?	#NAME?	#NAME?
-0,0439085	0,15831899	#NAME?	#NAME?	#NAME?	#NAME?
-0,1747307	0,07320972	#NAME?	#NAME?	#NAME?	#NAME?
-0,283496	0,09282682	#NAME?	#NAME?	#NAME?	#NAME?
-0,0707124	0,13681393	#NAME?	#NAME?	#NAME?	#NAME?
-0,220749	0,0081238	#NAME?	#NAME?	#NAME?	#NAME?

			1	1	2
-0,3404702	0,25512369	#NAME?	#NAME?	#NAME?	#NAME?
-0,370651	0,1340804	#NAME?	#NAME?	#NAME?	#NAME?
-0,0641493	0,34095601	#NAME?	#NAME?	#NAME?	#NAME?
-0,3482648	0,14967787	#NAME?	#NAME?	#NAME?	#NAME?
-0,0612027	0,27034402	#NAME?	#NAME?	#NAME?	#NAME?
-0,2230211	0,12111402	#NAME?	#NAME?	#NAME?	#NAME?
-0,3265686	0,13903852	#NAME?	#NAME?	#NAME?	#NAME?
-0,3607278	0,11228886	#NAME?	#NAME?	#NAME?	#NAME?
-0,2902807	0,05708633	#NAME?	#NAME?	#NAME?	#NAME?
-0,2366949	0,17124553	#NAME?	#NAME?	#NAME?	#NAME?
-0,1296737	0,11396153	#NAME?	#NAME?	#NAME?	#NAME?
-0,3178012	0,12493648	#NAME?	#NAME?	#NAME?	#NAME?
-0,3813359	0,28512622	#NAME?	#NAME?	#NAME?	#NAME?
-0,0675795	0,18315931	#NAME?	#NAME?	#NAME?	#NAME?
-0,1174015	0,26276924	#NAME?	#NAME?	#NAME?	#NAME?
-0,2800799			1	1	2
-0,3472043	0,09968553	#NAME?	#NAME?	#NAME?	#NAME?
			1	1	2
			1	1	2
-0,1849586	0,12123589	#NAME?	#NAME?	#NAME?	#NAME?
			1	1	2
-0,4564336	0,38002933	#NAME?	#NAME?	#NAME?	#NAME?
-0,292174			1	1	2
-0,3688681	0,07677481	#NAME?	#NAME?	#NAME?	#NAME?
-0,5110501	0,28719794	#NAME?	#NAME?	#NAME?	#NAME?
-0,2884356	0,21669218	#NAME?	#NAME?	#NAME?	#NAME?
-0,460656	0,12994046	#NAME?	#NAME?	#NAME?	#NAME?
			1	1	2
-0,2787947	0,14983653	#NAME?	#NAME?	#NAME?	#NAME?
-0,2589718	0,06649011	#NAME?	#NAME?	#NAME?	#NAME?
-0,374235	0,04780734	#NAME?	#NAME?	#NAME?	#NAME?
-0,2781858	0,05909217	#NAME?	#NAME?	#NAME?	#NAME?
-0,3402084			1	1	2
-0,1749896	0,16303504	#NAME?	#NAME?	#NAME?	#NAME?
-0,4242197	0,11002927	#NAME?	#NAME?	#NAME?	#NAME?
-0,2581354	0,07883748	#NAME?	#NAME?	#NAME?	#NAME?
-0,3779023	0,0374239	#NAME?	#NAME?	#NAME?	#NAME?
-0,3464032	0,1651217	#NAME?	#NAME?	#NAME?	#NAME?
			1	1	2
-0,3603257			1	1	2
-0,3608097			1	1	2
-0,3154011	0,06636536	#NAME?	#NAME?	#NAME?	#NAME?
-0,3316996	0,0467824	#NAME?	#NAME?	#NAME?	#NAME?

			1	1	2
-0,475426	0,08979083	#NAME?	#NAME?	#NAME?	#NAME?
-0,2711417	0,09096769	#NAME?	#NAME?	#NAME?	#NAME?
-0,3755218			1	1	2
-0,3756129			1	1	2
-0,3639938	0,04762793	#NAME?	#NAME?	#NAME?	#NAME?
-0,5093726	0,13369475	#NAME?	#NAME?	#NAME?	#NAME?
-0,5116334	0,20534753	#NAME?	#NAME?	#NAME?	#NAME?
-0,6100764	0,18739862	#NAME?	#NAME?	#NAME?	#NAME?
-0,3992495			1	1	2
-0,3461507	0,09077421	#NAME?	#NAME?	#NAME?	#NAME?
	0,67197552	#NAME?	#NAME?	#NAME?	#NAME?
			1	1	2
-0,4778988	0,07195884	#NAME?	#NAME?	#NAME?	#NAME?
-0,502428	0,24125971	#NAME?	#NAME?	#NAME?	#NAME?
-0,180701	0,24166381	#NAME?	#NAME?	#NAME?	#NAME?
-0,348233	0,13156738	#NAME?	#NAME?	#NAME?	#NAME?
-0,5008212	0,09568419	#NAME?	#NAME?	#NAME?	#NAME?
-0,4888239	0,11590742	#NAME?	#NAME?	#NAME?	#NAME?
-0,5339814	0,08477152	#NAME?	#NAME?	#NAME?	#NAME?
-0,4227782	0,11559784	#NAME?	#NAME?	#NAME?	#NAME?
-0,3125125	0,23009053	#NAME?	#NAME?	#NAME?	#NAME?
-0,3790921	0,24290198	#NAME?	#NAME?	#NAME?	#NAME?
			1	1	2
-0,2796452	0,2268649	#NAME?	#NAME?	#NAME?	#NAME?
-0,4504591	0,03651134	#NAME?	#NAME?	#NAME?	#NAME?
-0,3590747	0,11048475	#NAME?	#NAME?	#NAME?	#NAME?
-0,4184339	0,06538752	#NAME?	#NAME?	#NAME?	#NAME?
-0,1713897	0,489567	#NAME?	#NAME?	#NAME?	#NAME?
-0,4811967	0,0154312	#NAME?	#NAME?	#NAME?	#NAME?
-0,9860119	0,4287325	#NAME?	#NAME?	#NAME?	#NAME?
-0,4215695	0,06906212	#NAME?	#NAME?	#NAME?	#NAME?
-0,4239782	0,11038506	#NAME?	#NAME?	#NAME?	#NAME?
-0,4442407	0,06863205	#NAME?	#NAME?	#NAME?	#NAME?
-0,3452581	0,15085183	#NAME?	#NAME?	#NAME?	#NAME?
-0,6299563	0,10616918	#NAME?	#NAME?	#NAME?	#NAME?
-0,5464109			1	1	2
-0,5642103	0,14026953	#NAME?	#NAME?	#NAME?	#NAME?
-0,6353553	0,18679857	#NAME?	#NAME?	#NAME?	#NAME?
			1	1	2
-0,5103609	0,24659167	#NAME?	#NAME?	#NAME?	#NAME?
-0,4872181	0,09171711	#NAME?	#NAME?	#NAME?	#NAME?
			1	1	2
			1	1	2

-0,7701517	0,13360174	#NAME?	#NAME?	#NAME?	#NAME?
			1	1	2
-0,7665549	0,16300072	#NAME?	#NAME?	#NAME?	#NAME?
	0,01766172	#NAME?	#NAME?	#NAME?	#NAME?
-0,4943381	0,14108039	#NAME?	#NAME?	#NAME?	#NAME?
-0,6716934			1	1	2
-0,5140577	0,18976362	#NAME?	#NAME?	#NAME?	#NAME?
-0,6282909	0,12089229	#NAME?	#NAME?	#NAME?	#NAME?
-0,6393662	0,11295762	#NAME?	#NAME?	#NAME?	#NAME?
-1,1465301	0,72065587	#NAME?	#NAME?	#NAME?	#NAME?
-0,890357	0,19016971	#NAME?	#NAME?	#NAME?	#NAME?
-0,9114022	0,1817012	#NAME?	#NAME?	#NAME?	#NAME?
-0,6764434	0,44008934	#NAME?	#NAME?	#NAME?	#NAME?
-0,5950927	0,35606228	#NAME?	#NAME?	#NAME?	#NAME?
-0,8420623			1	1	2
-0,7662756	0,11480932	#NAME?	#NAME?	#NAME?	#NAME?
-0,9298284	0,08674877	#NAME?	#NAME?	#NAME?	#NAME?
-0,733901	0,17674965	#NAME?	#NAME?	#NAME?	#NAME?
-0,8975283	0,18518981	#NAME?	#NAME?	#NAME?	#NAME?
	0,14208084	#NAME?	#NAME?	#NAME?	#NAME?
			1	1	2
			1	1	2
-1,3984117	0,14013086	#NAME?	#NAME?	#NAME?	#NAME?
			1	1	2



# **HMGA1 regulates the Plasminogen activation system in the secretome of breast cancer cells**

Giulia Resmini<sup>1,§,#</sup>, Serena Rizzo<sup>1,#</sup>, Cinzia Franchin<sup>2,3</sup>, Rossella Zanin<sup>1</sup>, Carlotta Penzo<sup>1</sup>, Silvia Pegoraro<sup>1</sup>, Yari Ciani<sup>4</sup>, Silvano Piazza<sup>4,£</sup>, Giorgio Arrigoni<sup>2,3</sup>, Riccardo Sgarra<sup>1,\*</sup> and Guidalberto Manfioletti<sup>1,\*</sup>

<sup>1</sup>Department of Life Sciences, University of Trieste, Trieste, Italy

<sup>2</sup>Department of Biomedical Sciences, University of Padova, Padova, Italy.

<sup>3</sup>Proteomics Center, University of Padova and Azienda Ospedaliera di Padova, Padova, Italy.

<sup>4</sup>National Laboratory CIB (LNCIB), Area Science Park, Trieste, Italy

<sup>§</sup>Present address: I.R.C.C.S. Policlinico San Donato, Milano, Italy

<sup>£</sup>Present address: Bioinformatics Core Facility, Centre for Integrative Biology, CIBIO, University of Trento, Trento, Italy

<sup>#</sup>these authors contributed equally.

<sup>\*</sup>co-last and co-corresponding authors.

## **Correspondence:**

Guidalberto Manfioletti & Riccardo Sgarra

Department of Life Sciences, University of Trieste

Via L. Giorgieri, 5 - 34127 Trieste

Italy

Phone: +39 040 558-8720 / -8721

E-mail: rsgarra@units.it / manfiole@units.it

## Supplementary Figure legends

**Supplementary Figure S1. Effect of serum starvation on the growth of MDA-MB-231 and MDA-MB-231 shA1\_3 cells and the evaluation by SDS-PAGE of a protocol for the enrichment of glycosylated proteins.** a) Metabolic activity of MDA-MB-231 and MDA-MB-231\_shA1\_3 not induced (NI) and induced (I – 10 days). Cells were seeded at a density of 5000 cells per well in 96-multiwell. After 72 hours, complete medium has been removed and replaced with serum-free medium for the serum starvation (SS). As a control, cells were also maintained in complete medium. MTS assay was performed at 0, 24, 48, 72, and 96 h after serum starvation. Values shown are averages  $\pm$  SD (n=3). The metabolic activity of cells at time 0 was set to 100% arbitrarily. The dashed vertical line indicates the 30h time chosen for the collection of secreted proteins. b) Silver staining of proteins separated by SDS-PAGE (T=15%) to verify glycoproteins purification protocol. CM Input: protein concentrate obtained from the culture medium (CM). Samples purified with a control resin (Empty Resin, i.e. without lectins) or with a mixture of ConA- and WGA-derivatized resins are shown (ConA+WGA). Unbound: unbound proteins (flow through), lanes 2 and 5. Competitive elution: proteins retained by the resin and eluted by competitive elution with methyl- $\alpha$ -D-mannopyroside and N-acetyl-glucosamine, lanes 3 and 6. SDS elution: protein retained by the resin and eluted by SDS, lanes 4 and 7. Molecular weights markers (kDa) are shown on the left. c) The conA+WGA affinity purified proteins (lane 6, panel b) have been identified by LC-MS/MS analyses and subjected to bioinformatic evaluation (gene-annotation enrichment analysis).

**Supplementary Figure S2. Checking (i) the efficiency of HMGA1 silencing in MDA-MB-231\_shA1\_3 cells, (ii) the normalization of protein samples subjected to iTRAQ screening, and (iii) the enrichment of secreted/glycosylated proteins in the ConA+WGA affinity purification.** a) 12 out of 60 independent 175 cm<sup>2</sup> cell culture flask were randomly selected for WB analyses to check for HMGA1 expression levels in MDA-MB-231\_shA1\_3 I and NI cells. After collection of culture media, total protein lysates obtained from cells were analyzed by SDS PAGE (T=15%) and western blot. A blue coomassie (BC) stained gel is shown to check protein quantity normalization. The expression of HMGA1 was detected by anti-HMGA1 antibody ( $\alpha$ -A1). Molecular weight markers (kDa) are shown on the right. b) Blue Coomassie staining of proteins separated by SDS-PAGE (T=15%) to verify glycoproteins quantification and normalization by the

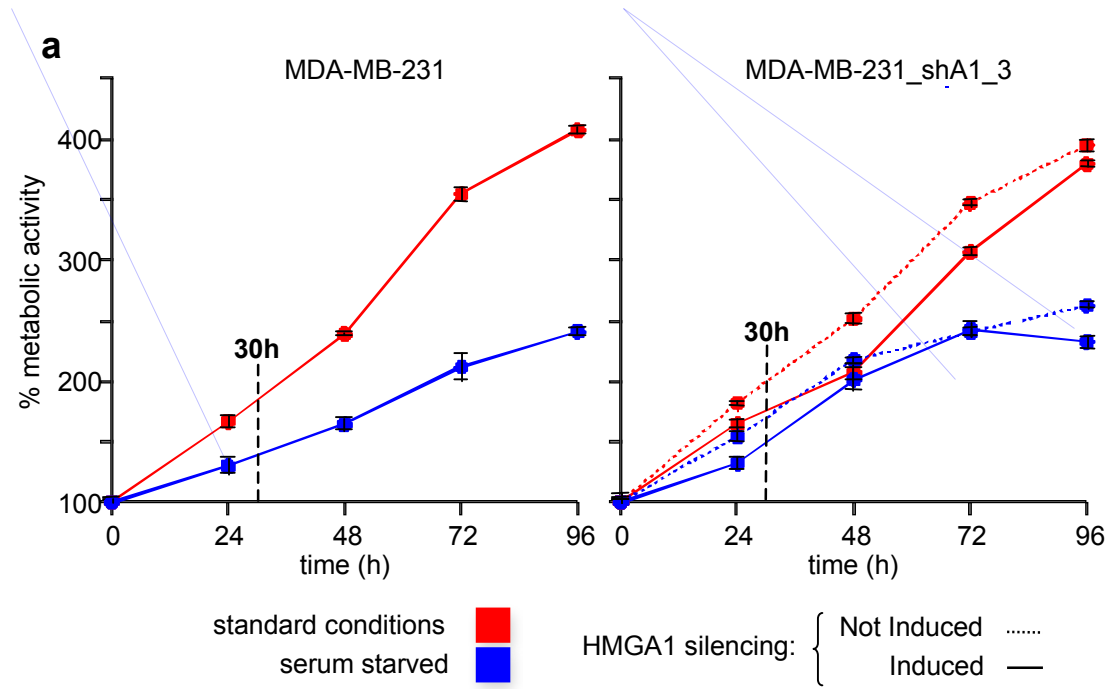
Lowry method. Equivalent amounts (4.5  $\mu$ g) of the glycoproteins purified in the three biological replicates (NI and I) were loaded. c) The conA+WGA affinity purified proteins have been identified by the iTRAQ LC–MS/MS screening. All the identified proteins have been subjected to bioinformatic evaluation (gene-annotation enrichment analysis).

**Supplementary Figure S3. Transcription factor motif analysis of the *PLAU* promoter/enhancer region (about 10 kbp upstream the transcription start site).** The analysis of the promoters sequences was performed through Biobase Transfac using the Match analysis method. Promoter sequences were obtained from the Transfac internal database (version 2016.3) selecting a distance of 10kb upstream and 1kb downstream the TSS. The sequence of the *PLAU* promoter/enhancer region is shown. Putative transcription factor binding sites are evidenced with arrows indicating the binding orientation.

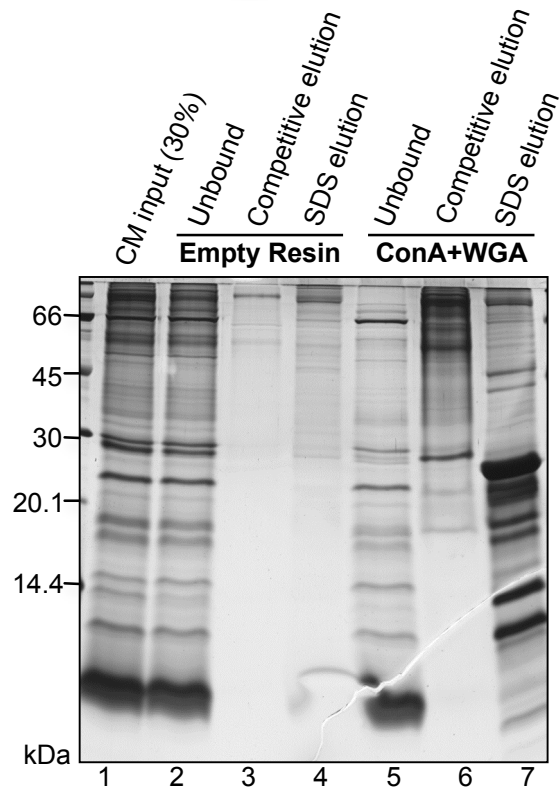
**Supplementary Figure S4. Transcription factor motif analysis of the *SERPINE1* promoter/enhancer region (about 10 kbp upstream the transcription start site).** The analysis of the promoters sequences was performed through Biobase Transfac using the Match analysis method. Promoter sequences were obtained from the Transfac internal database (version 2016.3) selecting a distance of 10kb upstream and 1kb downstream the TSS. The sequence of the *SERPINE1* promoter/enhancer region is shown. Putative transcription factor binding sites are evidenced with arrows indicating the binding orientation.

**Supplementary figure S5. Focal Adhesion Kinase (FAK) expression levels are linked to HMGA1.** MDA–MB–231 cells have been treated with siRNA targeting HMGA1 (siA1) or with control siRNA (siCtrl). Proteins have been extracted with SDS lysis buffer and analysed by SDS–PAGE and western blot. FAK has been detected using a  $\alpha$ -FAK antibody. The membrane after western blot has been stained with red ponceau and it is show as a loading control. Molecular markers (kDa) are shown on the right.

# Supplementary Figure 1



**b**



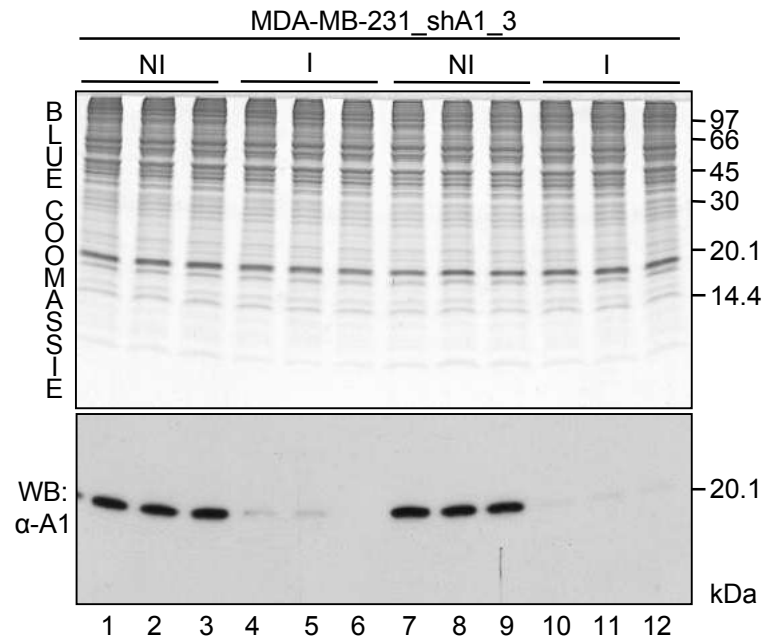
MS

**c**

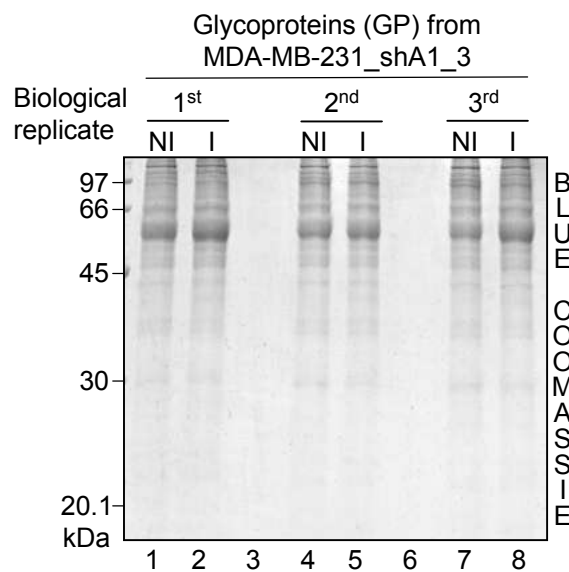
Term	Count	%	PValue	Fold Enrichment	FDR
Glycoprotein	186	85,71	7,06E-89	3,87	9,22E-86
glycosylation site:N-linked (GlcNAc...)	179	82,49	3,18E-84	3,93	5,04E-81
Signal	174	80,18	1,09E-80	3,98	1,43E-77
extracellular exosome	150	69,12	3,96E-71	4,50	5,25E-68
extracellular space	108	49,77	1,29E-62	6,66	1,71E-59
Secreted	94	43,32	1,36E-39	4,65	1,78E-36

## Supplementary Figure 2

**a**



**b**




**c**


iTRAQ data: identified proteins


Term	Count	%	PValue	Fold Enrichm	FDR
extracellular exosome	155	71,76	4,60E-77	4,652226	6,13E-74
Signal	153	70,83	5,64E-58	3,504377	7,43E-55
Glycoprotein	158	73,15	1,99E-57	3,3079807	2,63E-54
glycosylation site:N-linked (GlcNAc...)	149	68,98	1,30E-51	3,2687186	2,08E-48
extracellular space	96	44,44	1,76E-50	6,0130331	2,35E-47
Secreted	88	40,74	7,71E-34	4,2671002	1,02E-30

# Supplementary Figure S3


## PLAU Promoter/Enhancer analysis




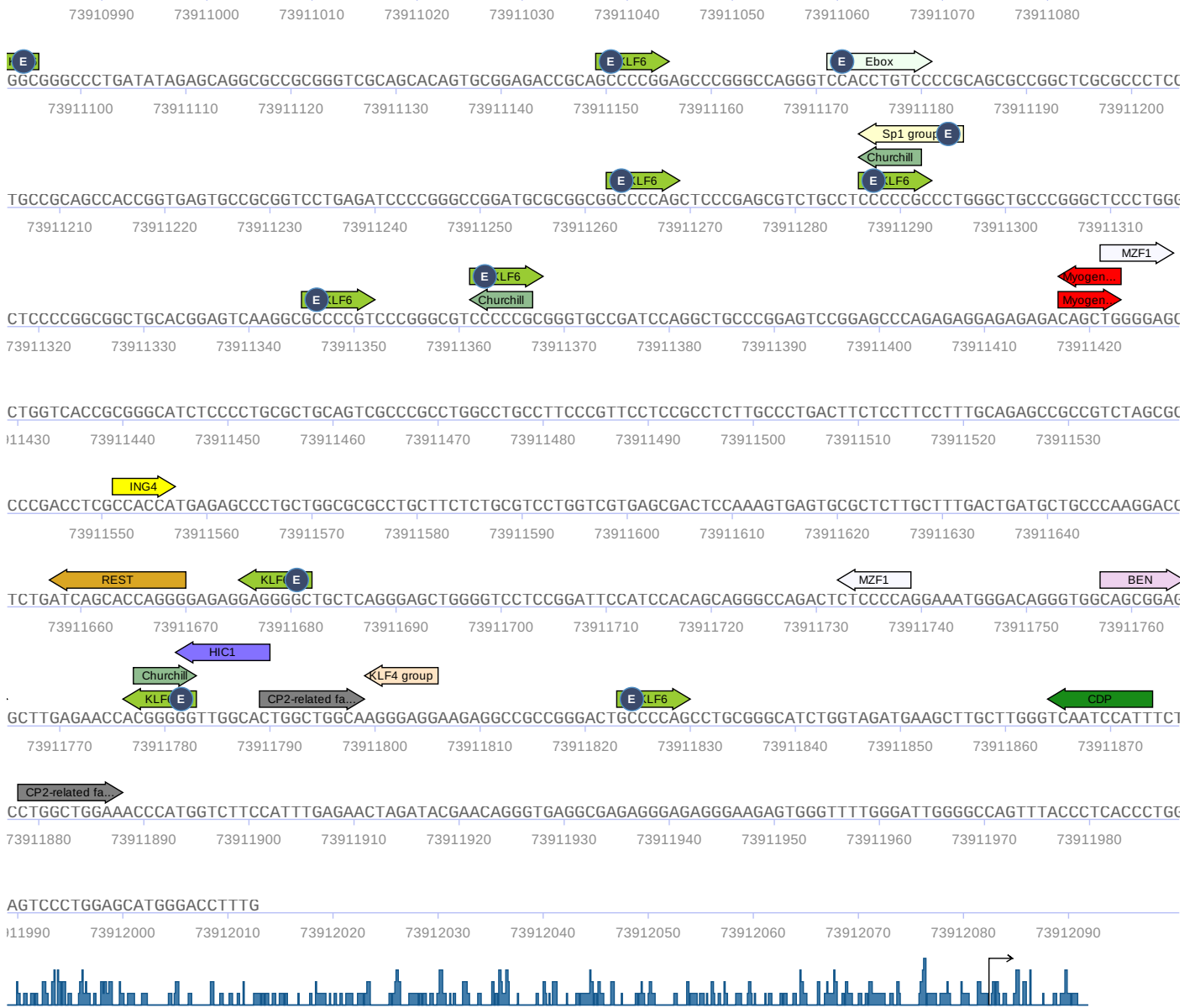






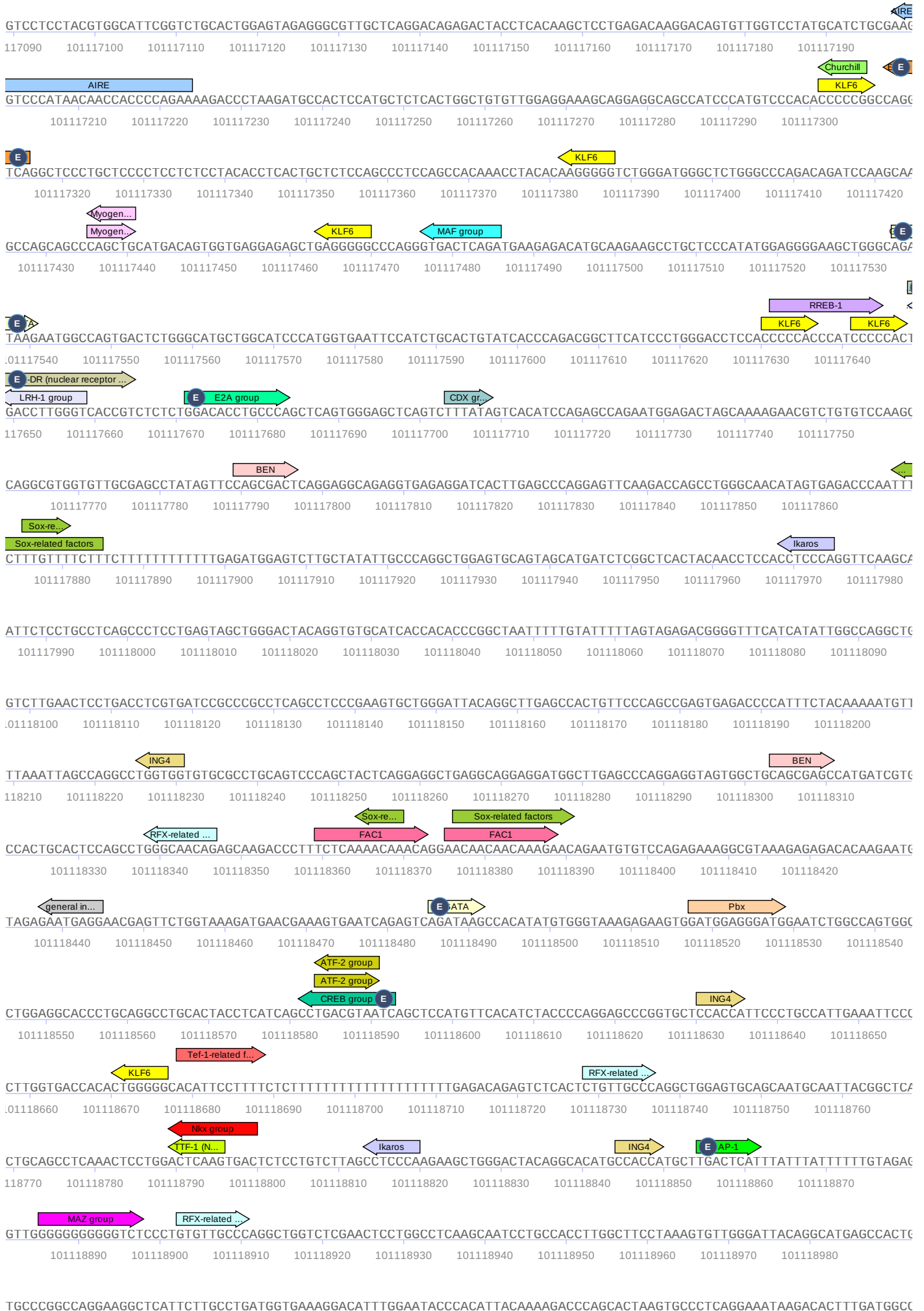


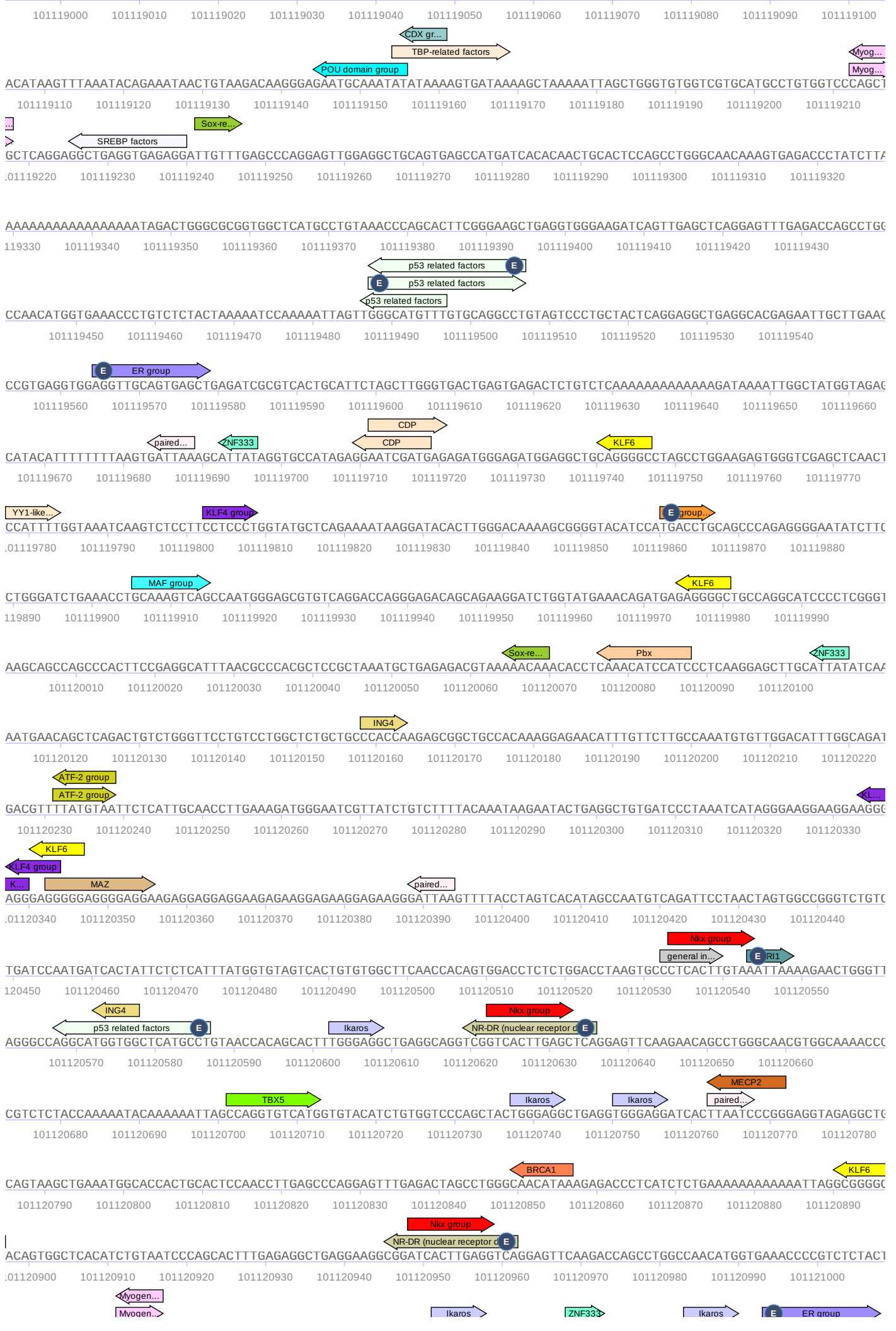






# Supplementary Figure S4

## SERPINE1 Promoter/Enhancer analysis



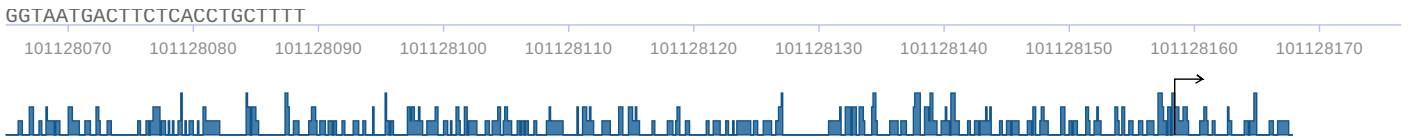





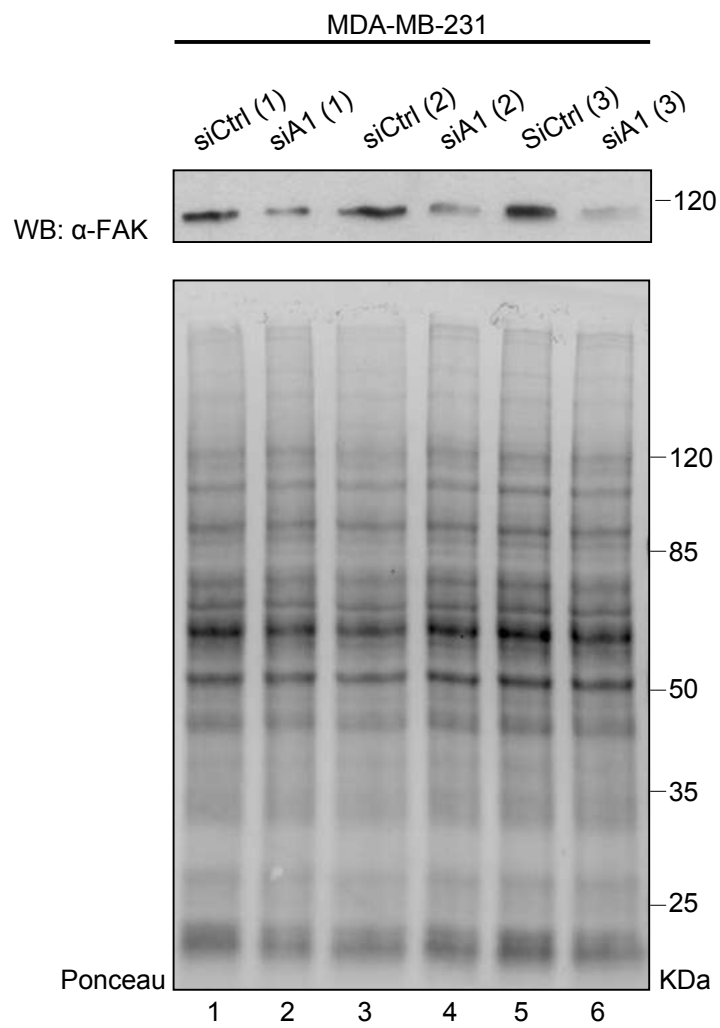








# Supplementary figure 5



## Supplementary Data – Methods

<b>qRT-PCR primers</b>	
<b>Primer Name</b>	<b>Oligo sequence (5' → 3')</b>
NRP2 rev	CGATGTTCCCACAGTGTTTG
NRP2 for	CGAACCCAACCAGAAGATTG
CTSC rev	CCAGAATTGCCAAGGTCATC
CTSC for	TGTCAACTGCTCGGTTATGG
SLC1A5 rev	AAACCCACATCCTCCATCTC
SLC1A5 for	TCCGCTTCTTCAACTCCTTC
LG MN rev	GGAGTGGGATTGTCTTCAGAGT
LG MN for	GCAGGTTCAAATGGCTGGTAT
PLAUR rev	TGATGAGCCACAGGAAATGC
PLAUR for	TGGGTTAGACTTGTGCAACC
PLAU rev	AGCAAGGCAATGTCGTTGTG
PLAU for	GCTCAAGGCTTAACTCCAACAC
SERPINE1 rev	AAGGGGCAGCAATGAACATG
SERPINE1 for	TGGCTCAGACCAACAAGTTC
STC1 rev	TCCTTTGGAAAGTGGAGCAC
STC1 for	CTCAGGGAAAAGCATTTCGTC
ADAM9 rev	AACATCTGGCTGACAGAACTGA
ADAM9 for	CTTGCTGCGAAGGAAGTACC
HMGA1 rev	AGCCCCTCTTCCCCACAAAGAGT
HMGA1 for	ACCAGCGCCAAATGTTTCATCCTCA

<b>siRNA sequences</b>	
<b>siRNA name</b>	<b>siRNA sequence (5' → 3')</b>
siNRP2	GCUUCUCUGCGCGUUACUATT
siLG MN	GCAUUGGUGCCGUUCCUAUTT
siA1_3	ACUGGAGAAGGAGGAAGAGTT
siCTRL	ACAGUCGCGUUUGCGACUGTT

Accession	Description	Score
O00391	Sulfhydryl oxidase 1 OS=Homo sapiens GN=QSOX1 PE=1 SV=3 -	5348,53
P07339	Cathepsin D OS=Homo sapiens GN=CTSD PE=1 SV=1 - [CATD_HU	3718,35
P09603	Macrophage colony-stimulating factor 1 OS=Homo sapiens GN=CS	3158,52
Q08380	Galectin-3-binding protein OS=Homo sapiens GN=LGALS3BP PE=1	2474,13
Q5H9A7	Metalloproteinase inhibitor 1 OS=Homo sapiens GN=TIMP1 PE=1	2137,16
P05067-7	Isoform L-APP733 of Amyloid beta A4 protein OS=Homo sapiens G	2071,01
P07996	Thrombospondin-1 OS=Homo sapiens GN=THBS1 PE=1 SV=2 - [	1959,37
AOA087X0S5	Collagen alpha-1(VI) chain OS=Homo sapiens GN=COL6A1 PE=1	1762,69
Q8NBP7	Proprotein convertase subtilisin/kexin type 9 OS=Homo sapiens GN	1657,94
P02751-5	Isoform 5 of Fibronectin OS=Homo sapiens GN=FN1 - [FINC_HUM	1441,48
P00750-4	Isoform 4 of Tissue-type plasminogen activator OS=Homo sapiens	1400,39
Q13740-2	Isoform 2 of CD166 antigen OS=Homo sapiens GN=ALCAM - [CD1	1393,69
E7ET40	Urokinase-type plasminogen activator chain B OS=Homo sapiens G	1246,58
Q14118	Dystroglycan OS=Homo sapiens GN=DAG1 PE=1 SV=2 - [DAG1_H	1211,58
O94985-2	Isoform 2 of Calsyntenin-1 OS=Homo sapiens GN=CLSTN1 - [CST	1179,88
O14786-3	Isoform 3 of Neuropilin-1 OS=Homo sapiens GN=NRP1 - [NRP1_H	1175,00
Q16270-2	Isoform 2 of Insulin-like growth factor-binding protein 7 OS=Hom	1116,53
Q92820	Gamma-glutamyl hydrolase OS=Homo sapiens GN=GGH PE=1 SV	1017,15
P01130-2	Isoform 2 of Low-density lipoprotein receptor OS=Homo sapiens G	960,54
P55287-2	Isoform 2 of Cadherin-11 OS=Homo sapiens GN=CDH11 - [CAD11	933,03
P26022	Pentraxin-related protein PTX3 OS=Homo sapiens GN=PTX3 PE=1	920,05
Q06481	Amyloid-like protein 2 OS=Homo sapiens GN=APLP2 PE=1 SV=2 -	882,30
P30530-2	Isoform Short of Tyrosine-protein kinase receptor UFO OS=Homo	840,50
Q16610	Extracellular matrix protein 1 OS=Homo sapiens GN=ECM1 PE=1	814,52
P04264	Keratin, type II cytoskeletal 1 OS=Homo sapiens GN=KRT1 PE=1	810,31
Q14126	Desmoglein-2 OS=Homo sapiens GN=DSG2 PE=1 SV=2 - [DSG2_	733,15
P11047	Laminin subunit gamma-1 OS=Homo sapiens GN=LAMC1 PE=1 SV	675,30
Q9BTY2	Plasma alpha-L-fucosidase OS=Homo sapiens GN=FUCA2 PE=1 SV	660,02
Q9NZ08	Endoplasmic reticulum aminopeptidase 1 OS=Homo sapiens GN=E	651,54
P43251-4	Isoform 4 of Biotinidase OS=Homo sapiens GN=BTD - [BTD_HUM	647,67
Q99538	Legumain OS=Homo sapiens GN=LGMN PE=1 SV=1 - [LGMN_HU	617,40
P05121	Plasminogen activator inhibitor 1 OS=Homo sapiens GN=SERPINE	607,96
Q92626	Peroxidasin homolog OS=Homo sapiens GN=PXDN PE=1 SV=2 - [	593,85
J3QSU6	Tenascin OS=Homo sapiens GN=TNC PE=1 SV=1 - [J3QSU6_HUM	589,09
Q14393-5	Isoform 5 of Growth arrest-specific protein 6 OS=Homo sapiens G	580,61
P08294	Extracellular superoxide dismutase [Cu-Zn] OS=Homo sapiens GN	572,28
P08581	Hepatocyte growth factor receptor OS=Homo sapiens GN=MET PE	571,03
P07602	Prosaposin OS=Homo sapiens GN=PSAP PE=1 SV=2 - [SAP_HUM	553,78
P04062-4	Isoform 4 of Glucosylceramidase OS=Homo sapiens GN=GBA - [G	542,47
P13473	Lysosome-associated membrane glycoprotein 2 OS=Homo sapiens	484,23
Q9UBR2	Cathepsin Z OS=Homo sapiens GN=CTSZ PE=1 SV=1 - [CATZ_HU	472,28
H3BS10	Beta-hexosaminidase OS=Homo sapiens GN=HEXA PE=1 SV=1 - [	466,97
O75326-2	Isoform 2 of Semaphorin-7A OS=Homo sapiens GN=SEMA7A - [SE	455,89
P07686	Beta-hexosaminidase subunit beta OS=Homo sapiens GN=HEXB P	450,81
P13645	Keratin, type I cytoskeletal 10 OS=Homo sapiens GN=KRT10 PE=	417,86
Q9H3G5	Probable serine carboxypeptidase CPVL OS=Homo sapiens GN=CP	402,49
P15151-3	Isoform Gamma of Poliovirus receptor OS=Homo sapiens GN=PVR	400,84
P08195-2	Isoform 2 of 4F2 cell-surface antigen heavy chain OS=Homo sapie	396,93
Q9Y4K0	Lysyl oxidase homolog 2 OS=Homo sapiens GN=LOXL2 PE=1 SV=	385,80
P01892	HLA class I histocompatibility antigen, A-2 alpha chain OS=Homo s	368,46
P28799	Granulins OS=Homo sapiens GN=GRN PE=1 SV=2 - [GRN_HUMAI	367,36
Q12913-2	Isoform 2 of Receptor-type tyrosine-protein phosphatase eta OS=I	362,22
P29279	Connective tissue growth factor OS=Homo sapiens GN=CTGF PE=	357,33
P48723	Heat shock 70 kDa protein 13 OS=Homo sapiens GN=HSPA13 PE=	353,84
F8WC54	Disintegrin and metalloproteinase domain-containing protein 9 OS=	346,91
P08238	Heat shock protein HSP 90-beta OS=Homo sapiens GN=HSP90AB	332,21
Q86SR1-2	Isoform 2 of Polypeptide N-acetylgalactosaminyltransferase 10 OS	331,71
P10586-2	Isoform 2 of Receptor-type tyrosine-protein phosphatase F OS=Hc	331,33

Q86SJ2	Amphoterin-induced protein 2 OS=Homo sapiens GN=AMIGO2 PE=1 SV=1 - [EXTL2_HUMAN]	328,63
Q9UBQ6	Exostosin-like 2 OS=Homo sapiens GN=EXTL2 PE=1 SV=1 - [EXTL2_HUMAN]	320,34
H3BMA1	Mesothelin (Fragment) OS=Homo sapiens GN=MSLN PE=4 SV=2 - [MSLN_HUMAN]	318,97
P00338	L-lactate dehydrogenase A chain OS=Homo sapiens GN=LDHA PE=1 SV=1 - [LDHA_HUMAN]	315,76
Q02809	Procollagen-lysine,2-oxoglutarate 5-dioxygenase 1 OS=Homo sapiens GN=LOX-1 PE=1 SV=1 - [LOX-1_HUMAN]	314,30
H0YD13	CD44 antigen OS=Homo sapiens GN=CD44 PE=1 SV=2 - [H0YD13_HUMAN]	311,48
P32004-3	Isoform 3 of Neural cell adhesion molecule L1 OS=Homo sapiens GN=NCAM1 PE=1 SV=1 - [NCAM1_HUMAN]	308,14
P22413	Ectonucleotide pyrophosphatase/phosphodiesterase family member 1 OS=Homo sapiens GN=ENTPD1 PE=1 SV=1 - [ENTPD1_HUMAN]	298,88
Q16706	Alpha-mannosidase 2 OS=Homo sapiens GN=MAN2A1 PE=1 SV=2 - [MAN2A1_HUMAN]	297,67
P42785	Lysosomal Pro-X carboxypeptidase OS=Homo sapiens GN=PRCP PE=1 SV=1 - [PRCP_HUMAN]	296,85
Q01459	Di-N-acetylchitobiase OS=Homo sapiens GN=CTBS PE=1 SV=1 - [CTBS_HUMAN]	275,81
A0A087X208	Agrin OS=Homo sapiens GN=AGRN PE=4 SV=1 - [A0A087X208_HUMAN]	271,72
P61812	Transforming growth factor beta-2 OS=Homo sapiens GN=TGFB2 PE=1 SV=1 - [TGFB2_HUMAN]	271,19
G3V0E5	Transferrin receptor (P90, CD71), isoform CRA_c OS=Homo sapiens GN=TFRC2 PE=1 SV=1 - [TFRC2_HUMAN]	269,13
P00751	Complement factor B OS=Homo sapiens GN=CFB PE=1 SV=2 - [CFB_HUMAN]	267,70
Q13308-5	Isoform 5 of Inactive tyrosine-protein kinase 7 OS=Homo sapiens GN=TYRO7 PE=1 SV=1 - [TYRO7_HUMAN]	263,16
Q12841-2	Isoform 2 of Follistatin-related protein 1 OS=Homo sapiens GN=FRS3 PE=1 SV=1 - [FRS3_HUMAN]	261,81
P50897	Palmitoyl-protein thioesterase 1 OS=Homo sapiens GN=PPT1 PE=1 SV=1 - [PPT1_HUMAN]	261,02
Q9UNN8	Endothelial protein C receptor OS=Homo sapiens GN=PROCR PE=1 SV=1 - [PROCR_HUMAN]	257,94
P60709	Actin, cytoplasmic 1 OS=Homo sapiens GN=ACTB PE=1 SV=1 - [ACTB_HUMAN]	257,80
P10619-2	Isoform 2 of Lysosomal protective protein OS=Homo sapiens GN=LPP1 PE=1 SV=1 - [LPP1_HUMAN]	257,10
Q9BQT9	Calsyntenin-3 OS=Homo sapiens GN=CLSTN3 PE=1 SV=1 - [CLSTN3_HUMAN]	251,05
E7EPS8	Receptor-type tyrosine-protein phosphatase mu OS=Homo sapiens GN=PTPRM1 PE=1 SV=1 - [PTPRM1_HUMAN]	241,56
A0A087WX99	Cadherin-4 OS=Homo sapiens GN=CDH4 PE=4 SV=1 - [A0A087WX99_HUMAN]	241,41
P11021	78 kDa glucose-regulated protein OS=Homo sapiens GN=HSPA5 PE=1 SV=1 - [HSPA5_HUMAN]	239,89
Q15262	Receptor-type tyrosine-protein phosphatase kappa OS=Homo sapiens GN=PTPRK PE=1 SV=1 - [PTPRK_HUMAN]	237,94
P01137	Transforming growth factor beta-1 OS=Homo sapiens GN=TGFB1 PE=1 SV=1 - [TGFB1_HUMAN]	236,93
P54802	Alpha-N-acetylglucosaminidase OS=Homo sapiens GN=NAGLU PE=1 SV=1 - [NAGLU_HUMAN]	236,27
P04066	Tissue alpha-L-fucosidase OS=Homo sapiens GN=FUCA1 PE=1 SV=1 - [FUCA1_HUMAN]	231,27
P31431-2	Isoform 2 of Syndecan-4 OS=Homo sapiens GN=SDC4 - [SDC4_HUMAN]	223,58
O00754-2	Isoform 2 of Lysosomal alpha-mannosidase OS=Homo sapiens GN=MAN2B1 PE=1 SV=1 - [MAN2B1_HUMAN]	222,48
Q9BZM5	NKG2D ligand 2 OS=Homo sapiens GN=ULBP2 PE=1 SV=1 - [N2D2_HUMAN]	219,88
P55268	Laminin subunit beta-2 OS=Homo sapiens GN=LAMB2 PE=1 SV=2 - [LAMB2_HUMAN]	215,80
O14773	Tripeptidyl-peptidase 1 OS=Homo sapiens GN=TPP1 PE=1 SV=2 - [TPP1_HUMAN]	215,26
Q7Z7M9	Polypeptide N-acetylgalactosaminyltransferase 5 OS=Homo sapiens GN=PGALNT5 PE=1 SV=1 - [PGALNT5_HUMAN]	214,00
Q5T7C4	High mobility group protein B1 OS=Homo sapiens GN=HMGB1 PE=1 SV=1 - [HMGB1_HUMAN]	209,13
P14618	Pyruvate kinase PKM OS=Homo sapiens GN=PKM PE=1 SV=4 - [PKM_HUMAN]	209,05
Q8NBJ4-2	Isoform 2 of Golgi membrane protein 1 OS=Homo sapiens GN=GM1 PE=1 SV=1 - [GM1_HUMAN]	207,63
E7ETU9	Procollagen-lysine,2-oxoglutarate 5-dioxygenase 2 OS=Homo sapiens GN=LOX-2 PE=1 SV=1 - [LOX-2_HUMAN]	206,93
P52799	Ephrin-B2 OS=Homo sapiens GN=EFNB2 PE=1 SV=1 - [EFNB2_HUMAN]	205,26
P53634	Dipeptidyl peptidase 1 OS=Homo sapiens GN=CTSC PE=1 SV=2 - [CTSC_HUMAN]	203,97
P35555	Fibrillin-1 OS=Homo sapiens GN=FBN1 PE=1 SV=3 - [FBN1_HUMAN]	202,69
P52823	Stanniocalcin-1 OS=Homo sapiens GN=STC1 PE=1 SV=1 - [STC1_HUMAN]	199,04
O43155	Leucine-rich repeat transmembrane protein FLRT2 OS=Homo sapiens GN=FLRT2 PE=1 SV=1 - [FLRT2_HUMAN]	192,99
P11142-2	Isoform 2 of Heat shock cognate 71 kDa protein OS=Homo sapiens GN=HSP70 PE=1 SV=1 - [HSP70_HUMAN]	192,38
O43505	N-acetyllactosaminide beta-1,3-N-acetylglucosaminyltransferase OS=Homo sapiens GN=GLNA1 PE=1 SV=1 - [GLNA1_HUMAN]	188,35
O15230	Laminin subunit alpha-5 OS=Homo sapiens GN=LAMA5 PE=1 SV=1 - [LAMA5_HUMAN]	188,10
P16870-2	Isoform 2 of Carboxypeptidase E OS=Homo sapiens GN=CPE - [CPE_HUMAN]	186,88
P07942	Laminin subunit beta-1 OS=Homo sapiens GN=LAMB1 PE=1 SV=2 - [LAMB1_HUMAN]	181,08
Q99574	Neuroserpin OS=Homo sapiens GN=SERPINI1 PE=1 SV=1 - [NEUROSERPIN_HUMAN]	178,43
O75882-3	Isoform 3 of Attractin OS=Homo sapiens GN=ATRNL1 - [ATRNL1_HUMAN]	176,75
C9JR67	Epsilon-sarcoglycan OS=Homo sapiens GN=SGCE PE=4 SV=1 - [SGCE_HUMAN]	170,42
P15291-2	Isoform Short of Beta-1,4-galactosyltransferase 1 OS=Homo sapiens GN=GLNA1 PE=1 SV=1 - [GLNA1_HUMAN]	170,17
Q9BRK5-6	Isoform 6 of 45 kDa calcium-binding protein OS=Homo sapiens GN=CBP45 PE=1 SV=1 - [CBP45_HUMAN]	168,02
Q5T8F0	Cathepsin L1 OS=Homo sapiens GN=CTSL PE=1 SV=1 - [Q5T8F0_HUMAN]	166,07
Q02818	Nucleobindin-1 OS=Homo sapiens GN=NUCB1 PE=1 SV=4 - [NUCB1_HUMAN]	165,31
A0A087WVM3	Protein CYR61 OS=Homo sapiens GN=CYR61 PE=4 SV=1 - [A0A087WVM3_HUMAN]	164,72
P35052	Glypican-1 OS=Homo sapiens GN=GPC1 PE=1 SV=2 - [GPC1_HUMAN]	163,62
F8VVB9	Tubulin alpha-1B chain (Fragment) OS=Homo sapiens GN=TUBA1B PE=1 SV=1 - [TUBA1B_HUMAN]	162,13

Q9GZP0-2	Isoform 2 of Platelet-derived growth factor D OS=Homo sapiens G	161,69
P06748-3	Isoform 3 of Nucleophosmin OS=Homo sapiens GN=NPM1 - [NPM	161,47
P07195	L-lactate dehydrogenase B chain OS=Homo sapiens GN=LDHB PE=	160,22
Q92896	Golgi apparatus protein 1 OS=Homo sapiens GN=GLG1 PE=1 SV=	159,36
P07900	Heat shock protein HSP 90-alpha OS=Homo sapiens GN=HSP90AA	158,59
O14657	Torsin-1B OS=Homo sapiens GN=TOR1B PE=1 SV=2 - [TOR1B_H	157,75
Q9UKM7	Endoplasmic reticulum mannosyl-oligosaccharide 1,2-alpha-manno	156,38
P10124	Serglycin OS=Homo sapiens GN=SRGN PE=1 SV=3 - [SRGN_HUM	156,34
P14625	Endoplasmin OS=Homo sapiens GN=HSP90B1 PE=1 SV=1 - [ENP	154,83
A0A087WWP7	Receptor-type tyrosine-protein phosphatase gamma OS=Homo sap	150,56
H3BUH7	Fructose-bisphosphate aldolase A (Fragment) OS=Homo sapiens G	149,78
Q13332-6	Isoform 2 of Receptor-type tyrosine-protein phosphatase S OS=Ho	149,75
O60568	Procollagen-lysine,2-oxoglutarate 5-dioxygenase 3 OS=Homo sapi	149,13
Q9UM22	Mammalian ependymin-related protein 1 OS=Homo sapiens GN=E	148,45
O94907	Dickkopf-related protein 1 OS=Homo sapiens GN=DKK1 PE=1 SV=	145,56
HOYA68	Alpha-mannosidase (Fragment) OS=Homo sapiens GN=MAN2B2 P	145,16
P10646	Tissue factor pathway inhibitor OS=Homo sapiens GN=TFPI PE=1	144,99
O95490-3	Isoform 3 of Latrophilin-2 OS=Homo sapiens GN=LPHN2 - [LPHN2	144,36
P08603	Complement factor H OS=Homo sapiens GN=CFH PE=1 SV=4 - [C	143,31
Q9NPF2-2	Isoform 2 of Carbohydrate sulfotransferase 11 OS=Homo sapiens	141,12
Q6EMK4	Vasorin OS=Homo sapiens GN=VASN PE=1 SV=1 - [VASN_HUMA	140,71
Q14766-3	Isoform 3 of Latent-transforming growth factor beta-binding prote	137,69
Q14517	Protocadherin Fat 1 OS=Homo sapiens GN=FAT1 PE=1 SV=2 - [F	136,70
Q13219	Pappalysin-1 OS=Homo sapiens GN=PAPPA PE=1 SV=3 - [PAPP1	134,97
A0A0A0MTC7	Laminin subunit alpha-4 OS=Homo sapiens GN=LAMA4 PE=4 SV=	131,52
P01009-2	Isoform 2 of Alpha-1-antitrypsin OS=Homo sapiens GN=SERPINA1	131,29
Q02742	Beta-1,3-galactosyl-O-glycosyl-glycoprotein beta-1,6-N-acetylgluco	128,45
P51688	N-sulphoglucosamine sulphohydrolase OS=Homo sapiens GN=SGS	127,58
C9J1D9	Interleukin-1 receptor accessory protein (Fragment) OS=Homo sap	123,54
Q10469	Alpha-1,6-mannosyl-glycoprotein 2-beta-N-acetylglucosaminyltrans	123,22
O00299	Chloride intracellular channel protein 1 OS=Homo sapiens GN=CLI	122,24
P10909-3	Isoform 3 of Clusterin OS=Homo sapiens GN=CLU - [CLUS_HUMA	121,80
O14672	Disintegrin and metalloproteinase domain-containing protein 10 OS	120,95
P07225	Vitamin K-dependent protein S OS=Homo sapiens GN=PROS1 PE=	115,43
B3KUB4	Carbonic anhydrase 12 OS=Homo sapiens GN=CA12 PE=2 SV=1 -	115,28
Q12805-5	Isoform 5 of EGF-containing fibulin-like extracellular matrix protein	113,82
Q96PX8	SLIT and NTRK-like protein 1 OS=Homo sapiens GN=SLITRK1 PE=	113,35
P12814-2	Isoform 2 of Alpha-actinin-1 OS=Homo sapiens GN=ACTN1 - [ACT	111,68
O75509	Tumor necrosis factor receptor superfamily member 21 OS=Homo	109,81
Q92688-2	Isoform 2 of Acidic leucine-rich nuclear phosphoprotein 32 family r	108,94
P26583	High mobility group protein B2 OS=Homo sapiens GN=HMGB2 PE=	108,00
O14792	Heparan sulfate glucosamine 3-O-sulfotransferase 1 OS=Homo sap	105,15
Q32P28-4	Isoform 4 of Prolyl 3-hydroxylase 1 OS=Homo sapiens GN=LEPRE	104,75
Q5TCI8	Prelamin-A/C OS=Homo sapiens GN=LMNA PE=1 SV=1 - [Q5TCI8	101,11
B7Z2E6	14-3-3 protein zeta/delta OS=Homo sapiens GN=YWHAZ PE=1 SV	101,09
Q9UNW1	Multiple inositol polyphosphate phosphatase 1 OS=Homo sapiens C	100,80
P62258-2	Isoform SV of 14-3-3 protein epsilon OS=Homo sapiens GN=YWHA	99,54
P43121-2	Isoform 2 of Cell surface glycoprotein MUC18 OS=Homo sapiens G	99,39
Q9GZM7-3	Isoform 3 of Tubulointerstitial nephritis antigen-like OS=Homo sap	99,22
Q8NES3-3	Isoform 3 of Beta-1,3-N-acetylglucosaminyltransferase lunatic fring	97,98
F8VU65	60S acidic ribosomal protein P0 (Fragment) OS=Homo sapiens GN	97,52
Q8WWQ1-3	Isoform 3 of Soluble calcium-activated nucleotidase 1 OS=Homo s	97,32
H3BMU8	Group XV phospholipase A2 (Fragment) OS=Homo sapiens GN=PL	95,63
F5H7J9	Low-density lipoprotein receptor-related protein 6 OS=Homo sapie	95,48
E9PG71	Ephrin type-A receptor 4 OS=Homo sapiens GN=EPHA4 PE=1 SV=	95,26
Q9H173	Nucleotide exchange factor SIL1 OS=Homo sapiens GN=SIL1 PE=	95,14
Q01105-3	Isoform 3 of Protein SET OS=Homo sapiens GN=SET - [SET_HUM	94,88
P07093-2	Isoform 2 of Glia-derived nexin OS=Homo sapiens GN=SERPINE2	94,44
Q8N0V5	N-acetyllactosaminide beta-1,6-N-acetylglucosaminyl-transferase, i	92,87

A0A087WVQ9	Elongation factor 1-alpha 1 OS=Homo sapiens GN=EEF1A1 PE=4	92,72
P07858	Cathepsin B OS=Homo sapiens GN=CTSB PE=1 SV=3 - [CATB_HU	91,28
B5MCZ9	Glutamyl-peptide cyclotransferase (Fragment) OS=Homo sapiens	87,92
D6REQ6	Ribonuclease T2 OS=Homo sapiens GN=RNASET2 PE=1 SV=1 - [	87,42
A0A024RCL3	MHC class I polypeptide-related sequence A OS=Homo sapiens GN	85,43
F6X2W2	Neuronal growth regulator 1 OS=Homo sapiens GN=NEGR1 PE=4	85,26
P00533-2	Isoform 2 of Epidermal growth factor receptor OS=Homo sapiens	83,08
Q14703	Membrane-bound transcription factor site-1 protease OS=Homo sa	81,71
Q9BRK3-4	Isoform 4 of Matrix-remodeling-associated protein 8 OS=Homo sa	79,44
Q92859-2	Isoform 2 of Neogenin OS=Homo sapiens GN=NEO1 - [NEO1_HU	79,20
Q9UHI8	A disintegrin and metalloproteinase with thrombospondin motifs 1	79,03
Q9Y6N7-6	Isoform 6 of Roundabout homolog 1 OS=Homo sapiens GN=ROBO	74,73
P08572	Collagen alpha-2(IV) chain OS=Homo sapiens GN=COL4A2 PE=1	74,71
O00115-2	Isoform 2 of Deoxyribonuclease-2-alpha OS=Homo sapiens GN=D	71,58
P35625	Metalloproteinase inhibitor 3 OS=Homo sapiens GN=TIMP3 PE=1	71,38
Q8WZ75-3	Isoform 3 of Roundabout homolog 4 OS=Homo sapiens GN=ROBO	71,28
P98160	Basement membrane-specific heparan sulfate proteoglycan core p	70,20
P34059	N-acetylgalactosamine-6-sulfatase OS=Homo sapiens GN=GALNS	69,83
K7N7A0	Alpha/beta hydrolase domain-containing protein 14A OS=Homo sa	67,94
O95084-2	Isoform 2 of Serine protease 23 OS=Homo sapiens GN=PRSS23 -	66,57
P49767	Vascular endothelial growth factor C OS=Homo sapiens GN=VEGF	66,32
O43854-2	Isoform 2 of EGF-like repeat and discoidin I-like domain-containi	66,00
Q6UX71-2	Isoform 2 of Plexin domain-containing protein 2 OS=Homo sapiens	65,99
A0A087WXW9	Collagen alpha-1(V) chain OS=Homo sapiens GN=COL5A1 PE=4 S	63,56
A0A087X176	Sulfhydryl oxidase 2 OS=Homo sapiens GN=QSOX2 PE=1 SV=1 -	63,22
P14314-2	Isoform 2 of Glucosidase 2 subunit beta OS=Homo sapiens GN=PF	63,17
Q8NHP8	Putative phospholipase B-like 2 OS=Homo sapiens GN=PLBD2 PE=	62,03
D6RIU4	Vesicular integral-membrane protein VIP36 (Fragment) OS=Homo	59,26
A0A087X0D5	Pro-cathepsin H OS=Homo sapiens GN=CTSH PE=1 SV=1 - [A0AC	59,20
O43852-12	Isoform 12 of Calumenin OS=Homo sapiens GN=CALU - [CALU_HU	59,06
Q9UJJ9	N-acetylglucosamine-1-phosphotransferase subunit gamma OS=Ho	56,28
A0A0A0MT32	Lysosomal acid lipase/cholesteryl ester hydrolase OS=Homo sapien	55,58
Q00610-2	Isoform 2 of Clathrin heavy chain 1 OS=Homo sapiens GN=CLTC -	55,11
P40189-2	Isoform 2 of Interleukin-6 receptor subunit beta OS=Homo sapien	54,79
Q9NPR2-2	Isoform 2 of Semaphorin-4B OS=Homo sapiens GN=SEMA4B - [SE	54,09
F5H4C6	N-acetylglucosamine-6-sulfatase (Fragment) OS=Homo sapiens GN	53,11
B3KWA1	Iduronate 2-sulfatase (Hunter syndrome), isoform CRA_e OS=Hon	52,76
H0YMZ1	Proteasome subunit alpha type (Fragment) OS=Homo sapiens GN-	50,43
Q8N441	Fibroblast growth factor receptor-like 1 OS=Homo sapiens GN=FG	48,77
E7EMM4	Acid ceramidase OS=Homo sapiens GN=ASAH1 PE=1 SV=1 - [E7E	42,57
P11717	Cation-independent mannose-6-phosphate receptor OS=Homo sap	40,24
Q7LGC8	Carbohydrate sulfotransferase 3 OS=Homo sapiens GN=CHST3 PE	38,48
A0A0A0MS42	Galactocerebrosidase OS=Homo sapiens GN=GALC PE=4 SV=1 - [	31,02
O95150	Tumor necrosis factor ligand superfamily member 15 OS=Homo sa	27,16

Coverage	# Proteins	# Unique Peptides	# Peptides	# PSMs	# AAs
33,47	1	22	22	169	747
33,01	1	11	11	109	412
16,97	1	8	8	81	554
27,69	1	14	14	90	585
14,69	2	2	2	65	143
20,60	6	12	13	81	733
17,26	1	18	18	83	1170
22,32	2	17	17	55	1026
21,39	1	10	10	47	692
20,94	4	31	31	51	2211
31,14	5	9	9	50	395
22,63	2	10	10	57	570
23,43	3	9	9	59	414
22,23	1	13	13	33	895
16,07	2	12	12	47	971
28,90	6	12	12	37	609
15,77	2	6	6	44	279
42,14	1	11	11	39	318
14,08	8	7	7	24	682
26,12	2	12	12	30	693
34,12	1	10	10	46	381
21,89	2	12	13	33	763
6,89	2	5	5	33	885
16,11	2	8	8	27	540
22,83	1	12	12	26	644
18,87	1	15	15	23	1118
8,45	1	10	10	15	1609
30,62	1	13	13	26	467
24,12	2	19	19	23	941
19,31	4	7	7	17	523
21,02	1	7	7	19	433
42,04	1	14	14	40	402
13,18	1	14	14	18	1479
15,11	3	20	20	23	2019
40,63	5	11	11	20	379
20,00	1	4	4	15	240
7,63	1	10	10	20	1390
21,56	2	10	10	23	524
28,73	3	9	9	17	449
4,88	3	2	2	14	410
16,17	1	4	4	9	303
23,18	3	11	11	18	509
19,94	2	10	10	20	652
25,90	1	12	13	26	556
10,27	1	5	5	9	584
27,52	1	10	10	17	476
15,11	5	4	4	23	364
23,44	6	10	10	17	529
10,98	1	7	7	21	774
27,67	2	7	7	11	365
9,11	3	5	5	20	593
18,00	4	6	6	12	539
10,03	1	3	3	10	349
20,81	1	9	9	20	471
6,85	4	4	4	13	628
15,47	1	5	9	11	724
24,77	2	10	10	13	541
7,01	2	9	9	9	1898



18,39	1	8	8	14	522
19,39	1	5	5	10	330
21,26	6	6	6	11	334
22,59	2	6	7	11	332
13,34	2	7	7	8	727
10,19	21	2	2	15	206
9,21	3	7	7	10	1248
13,51	1	9	9	12	925
6,82	1	6	6	8	1144
20,97	1	7	7	11	496
26,49	1	8	8	11	385
5,44	8	8	8	8	1930
11,59	2	4	5	10	414
13,40	2	8	8	8	679
9,16	3	7	7	9	764
10,17	4	6	6	8	816
13,55	2	3	3	12	273
9,15	1	2	2	4	306
15,13	1	3	3	11	238
28,80	2	9	9	18	375
8,21	4	3	3	5	463
6,17	2	4	4	5	956
4,96	3	6	6	7	1390
5,35	3	4	4	7	822
12,39	1	5	6	6	654
9,24	6	10	10	12	1439
20,77	1	5	6	10	390
9,69	1	6	6	8	743
12,23	1	5	5	7	466
24,84	2	4	4	6	153
8,71	2	7	7	8	1010
15,85	1	4	4	8	246
5,28	1	5	5	6	1798
19,54	1	7	7	7	563
6,60	1	5	5	7	940
28,48	3	4	4	5	158
14,69	2	6	6	8	531
21,99	2	7	7	13	391
10,24	3	6	6	6	703
15,32	1	4	4	8	333
15,77	1	8	8	21	463
1,95	1	4	4	10	2871
12,15	1	3	3	4	247
10,91	1	5	5	5	660
12,58	3	3	4	4	493
7,71	1	3	3	4	415
2,27	1	6	6	7	3695
17,95	2	5	5	7	440
3,58	2	4	4	4	1786
14,88	1	6	6	8	410
4,51	3	5	5	5	1198
15,42	5	5	5	6	428
17,40	2	5	5	9	385
16,38	2	5	5	8	348
9,78	2	2	2	6	225
13,45	1	5	5	7	461
6,07	2	2	2	4	379
9,14	3	4	4	4	558
11,74	5	2	2	3	247

11,26	2	4	4	6	364
13,13	3	2	2	4	259
14,07	1	3	4	5	334
3,56	3	4	4	5	1179
9,29	2	3	6	7	732
13,10	1	3	3	3	336
13,02	1	6	6	6	699
20,89	1	2	2	9	158
4,23	1	2	3	4	803
5,61	4	6	6	8	1354
23,87	6	4	4	4	155
4,50	5	5	5	6	1910
9,35	1	5	5	5	738
18,30	1	4	4	4	224
6,02	4	3	3	11	266
4,20	4	3	3	3	953
8,55	1	3	3	6	304
7,93	10	6	6	6	1123
5,04	1	6	6	7	1231
16,71	2	3	3	5	347
6,69	1	3	3	3	673
2,83	6	3	3	4	1342
0,57	2	2	2	2	4588
4,06	1	4	4	4	1627
2,64	4	4	4	4	1816
13,37	2	4	4	5	359
9,58	1	4	4	4	428
11,55	1	4	4	4	502
13,10	5	2	2	3	145
13,42	1	5	5	5	447
12,45	1	2	2	2	241
16,79	6	3	3	4	274
4,68	1	3	3	3	748
7,10	1	5	5	5	676
14,84	3	3	3	7	283
15,77	5	4	4	6	355
3,45	1	2	2	2	696
4,06	5	3	3	3	887
3,21	1	2	2	5	655
12,31	2	2	2	3	195
17,70	1	3	3	4	209
9,45	1	3	3	6	307
3,30	3	2	2	2	697
4,07	3	2	2	2	491
32,80	6	2	3	3	125
4,11	1	2	2	4	487
19,74	2	3	4	4	233
4,55	2	2	2	3	527
6,42	2	3	3	3	436
8,59	2	3	3	3	361
9,31	3	2	2	2	247
16,57	2	3	3	3	350
12,08	2	3	3	3	298
2,93	2	3	3	3	1568
3,58	2	2	2	2	949
5,64	2	2	2	2	461
16,98	6	3	3	3	265
12,34	2	4	4	4	397
5,47	1	2	2	2	402

9,30	4	4	4	4	441
11,21	1	4	4	9	339
14,08	3	3	3	3	284
19,72	4	4	4	5	218
8,09	2	2	2	5	235
7,69	2	2	2	3	299
6,42	6	2	2	2	405
3,42	1	2	2	2	1052
12,90	4	4	4	4	341
3,41	4	3	3	3	1408
4,34	1	3	3	3	967
2,58	7	3	3	3	1551
1,29	1	2	2	2	1712
6,23	2	2	2	3	305
13,74	1	3	3	3	211
3,70	4	2	2	2	702
0,59	1	2	2	3	4391
4,79	1	2	2	2	522
10,92	2	2	2	2	229
8,83	2	2	2	3	351
4,53	1	2	2	3	419
8,30	2	3	3	4	470
6,04	2	2	2	2	480
1,20	2	2	2	3	1838
4,45	2	2	2	2	696
5,14	3	3	3	3	525
8,49	1	4	4	4	589
15,63	1	2	2	2	192
7,12	2	2	2	2	323
28,38	14	2	2	2	74
10,16	1	2	2	2	305
8,13	4	2	2	2	283
2,01	3	2	2	2	1639
11,85	5	3	3	4	329
4,48	3	2	2	2	737
13,71	5	3	3	3	248
9,44	2	2	2	3	339
8,14	4	2	2	2	221
8,93	1	3	3	3	504
5,41	4	2	2	2	370
1,08	1	2	2	2	2491
6,89	1	2	2	2	479
3,34	4	2	2	2	659
13,15	1	2	2	2	251

MW [kDa]	calc. pI
82,5	8,92
44,5	6,54
60,1	5,29
65,3	5,27
16,0	8,07
82,9	4,78
129,3	4,94
108,3	5,43
74,2	6,61
243,2	5,74
44,3	7,49
63,6	7,30
46,9	8,44
97,4	8,56
108,6	4,93
68,3	6,16
28,8	8,12
35,9	7,11
75,8	5,21
76,4	5,35
41,9	5,01
86,9	4,79
97,3	5,39
60,6	6,71
66,0	8,12
122,2	5,24
177,5	5,12
54,0	6,25
107,2	6,46
58,9	5,85
49,4	6,55
45,0	7,20
165,2	7,17
220,7	4,93
42,0	6,47
25,8	6,61
155,4	7,33
58,1	5,17
50,3	7,15
44,9	5,63
33,8	7,11
58,4	5,25
73,3	7,42
63,1	6,76
58,8	5,21
54,1	5,62
39,3	6,21
57,9	5,35
86,7	6,38
40,9	6,99
63,5	6,83
57,2	5,60
38,1	8,00
51,9	5,76
69,3	6,65
83,2	5,03
61,9	8,48
211,6	6,42

57,9	8,40
37,4	8,95
37,6	5,97
36,7	8,27
83,5	6,95
22,7	8,19
138,8	6,21
104,9	7,14
131,1	7,58
55,8	7,21
43,7	6,64
202,2	6,37
47,7	8,53
75,9	6,81
85,5	7,06
89,7	6,98
31,2	5,59
34,2	6,52
26,7	7,18
41,7	5,48
52,5	6,98
106,0	5,44
157,0	6,92
90,1	4,86
72,3	5,16
162,0	5,90
44,3	8,53
82,2	6,65
53,7	6,84
16,5	4,22
113,5	7,28
27,3	7,30
195,9	6,52
61,2	6,48
106,2	9,47
18,3	9,70
57,9	7,84
44,2	4,91
81,1	6,65
36,9	8,85
51,8	6,99
312,0	4,93
27,6	7,99
74,0	7,80
53,5	5,86
47,1	7,20
399,5	7,02
49,9	5,17
197,9	4,94
46,4	4,91
133,6	6,98
48,7	6,55
42,5	8,50
39,6	5,11
25,5	6,77
53,8	5,25
41,8	8,03
61,6	7,30
27,5	5,20

42,1	8,09
28,4	4,72
36,6	6,05
134,5	6,90
84,6	5,02
38,0	8,54
79,5	7,72
17,6	4,96
92,4	4,84
151,4	5,99
16,9	8,56
212,4	6,74
84,7	6,05
25,4	6,60
28,7	8,40
107,6	7,05
35,0	8,25
126,1	6,86
139,0	6,61
41,0	8,85
71,7	7,39
147,1	4,89
506,0	5,00
180,9	6,18
201,7	6,29
40,2	5,47
49,8	8,41
56,7	6,95
17,2	5,57
51,5	8,76
26,9	5,17
32,3	6,65
84,1	7,77
75,1	5,67
31,8	7,97
39,2	6,49
77,7	6,44
102,6	5,50
71,8	7,83
22,3	4,30
24,0	7,81
35,8	8,84
78,9	5,58
55,7	7,02
14,0	4,41
55,0	7,81
26,5	4,87
57,6	5,52
48,8	7,33
39,6	9,28
27,2	9,00
38,9	5,33
33,9	8,63
175,3	5,44
105,6	6,19
52,1	5,36
31,0	4,23
44,0	9,38
45,8	7,18

47,9	9,03
37,8	6,30
32,1	7,50
25,3	6,06
27,1	6,83
32,8	6,87
44,6	7,01
117,7	8,75
38,0	6,96
154,2	6,37
105,3	6,83
169,6	6,21
167,4	8,66
33,6	8,32
24,1	8,72
75,2	7,18
468,5	6,51
58,0	6,74
25,4	7,23
39,6	9,63
46,9	7,52
52,7	7,78
53,9	6,48
183,5	5,07
77,2	7,47
59,1	4,42
65,4	6,80
21,9	6,52
36,2	8,10
8,5	5,17
34,0	6,95
32,5	7,84
187,8	5,69
37,5	5,67
81,4	6,24
28,4	8,90
38,6	5,16
24,6	6,77
54,5	9,74
41,8	8,12
274,2	5,94
54,7	8,59
74,7	6,96
28,1	6,77

Q5H9A7	Metalloproteinase inhibitor 1 OS=Homo sapiens GN=TIMP1 PE=2 S	85.31	2
F5H265	Polyubiquitin-C (Fragment) OS=Homo sapiens GN=UBC PE=2 SV=	65.77	19
P35908	Keratin, type II cytoskeletal 2 epidermal OS=Homo sapiens GN=KR	63.54	1
P00750	Tissue-type plasminogen activator OS=Homo sapiens GN=PLAT PE=	60.14	1
P60709	Actin, cytoplasmic 1 OS=Homo sapiens GN=ACTB PE=1 SV=1 - [AC	60.00	2
Q16270-2	Isoform 2 of Insulin-like growth factor-binding protein 7 OS=Homo	59.86	2
O00391	Sulfhydryl oxidase 1 OS=Homo sapiens GN=QSOX1 PE=1 SV=3 - [C	59.71	1
Q08431-2	Isoform 2 of Lactadherin OS=Homo sapiens GN=MFGE8 - [MFGM_H	59.29	4
P13645	Keratin, type I cytoskeletal 10 OS=Homo sapiens GN=KRT10 PE=1	58.39	1
P06702	Protein S100-A9 OS=Homo sapiens GN=S100A9 PE=1 SV=1 - [S10	56.14	1
E7ET40	Urokinase-type plasminogen activator chain B OS=Homo sapiens Gf	54.11	1
P29279	Connective tissue growth factor OS=Homo sapiens GN=CTGF PE=1	53.58	1
Q16610	Extracellular matrix protein 1 OS=Homo sapiens GN=ECM1 PE=1 S	52.96	2
P14618	Pyruvate kinase isozymes M1/M2 OS=Homo sapiens GN=PKM PE=1	52.73	1
Q08380	Galectin-3-binding protein OS=Homo sapiens GN=LGALS3BP PE=1	51.45	1
P08238	Heat shock protein HSP 90-beta OS=Homo sapiens GN=HSP90AB1	50.69	1
P07996	Thrombospondin-1 OS=Homo sapiens GN=THBS1 PE=1 SV=2 - [TS	50.51	1
J3KMY5	Epididymal secretory protein E1 OS=Homo sapiens GN=NPC2 PE=4	50.00	5
P26022	Pentraxin-related protein PTX3 OS=Homo sapiens GN=PTX3 PE=1	49.08	1
P07339	Cathepsin D OS=Homo sapiens GN=CTSD PE=1 SV=1 - [CATD_HU	49.03	1
P04264	Keratin, type II cytoskeletal 1 OS=Homo sapiens GN=KRT1 PE=1 S	48.29	1
O75326	Semaphorin-7A OS=Homo sapiens GN=SEMA7A PE=1 SV=1 - [SEM	46.85	1
Q12841	Follistatin-related protein 1 OS=Homo sapiens GN=FSTL1 PE=1 SV=	46.43	1
P07437	Tubulin beta chain OS=Homo sapiens GN=TUBB PE=1 SV=2 - [TBE	45.05	2
H0YN42	Annexin (Fragment) OS=Homo sapiens GN=ANXA2 PE=2 SV=1 - [H	44.92	3
P05121	Plasminogen activator inhibitor 1 OS=Homo sapiens GN=SERPINE1	44.28	1
P07602	Proactivator polypeptide OS=Homo sapiens GN=PSAP PE=1 SV=2 -	44.08	5
Q9UBR2	Cathepsin Z OS=Homo sapiens GN=CTSZ PE=1 SV=1 - [CATZ_HUN	43.23	1
Q92820	Gamma-glutamyl hydrolase OS=Homo sapiens GN=GGH PE=1 SV=	43.08	1
Q9BTY2	Plasma alpha-L-fucosidase OS=Homo sapiens GN=FUCA2 PE=1 SV=	43.04	1
P08294	Extracellular superoxide dismutase [Cu-Zn] OS=Homo sapiens GN=	42.92	1
P00338	L-lactate dehydrogenase A chain OS=Homo sapiens GN=LDHA PE=	42.47	2
Q9Y4K0	Lysyl oxidase homolog 2 OS=Homo sapiens GN=LOXL2 PE=1 SV=1	41.73	1
P35527	Keratin, type I cytoskeletal 9 OS=Homo sapiens GN=KRT9 PE=1 SV	41.57	1
P22392-2	Isoform 3 of Nucleoside diphosphate kinase B OS=Homo sapiens G	41.57	4
P07195	L-lactate dehydrogenase B chain OS=Homo sapiens GN=LDHB PE=	41.32	1
E9PQX2	40S ribosomal protein S3 OS=Homo sapiens GN=RPS3 PE=2 SV=1	40.91	10
P14618-2	Isoform M1 of Pyruvate kinase isozymes M1/M2 OS=Homo sapiens	40.49	1
P61812	Transforming growth factor beta-2 OS=Homo sapiens GN=TGFB2 F	40.34	2
Q06481	Amyloid-like protein 2 OS=Homo sapiens GN=APLP2 PE=1 SV=2 -	40.10	3
H0YAR1	Lysyl oxidase homolog 2 (Fragment) OS=Homo sapiens GN=LOXL2	40.10	1
P68363	Tubulin alpha-1B chain OS=Homo sapiens GN=TUBA1B PE=1 SV=1	39.91	1
B0YJC4	Vimentin OS=Homo sapiens GN=VIM PE=2 SV=1 - [B0YJC4_HUMA	39.91	2
P07686	Beta-hexosaminidase subunit beta OS=Homo sapiens GN=HEXB PE	39.57	1
P02533	Keratin, type I cytoskeletal 14 OS=Homo sapiens GN=KRT14 PE=1	38.77	1
P01892	HLA class I histocompatibility antigen, A-2 alpha chain OS=Homo s	38.63	2
P68371	Tubulin beta-4B chain OS=Homo sapiens GN=TUBB4B PE=1 SV=1	38.43	1
P11142	Heat shock cognate 71 kDa protein OS=Homo sapiens GN=HSPA8 f	38.24	3
Q99538	Legumain OS=Homo sapiens GN=LGMN PE=1 SV=1 - [LGMN_HUM	37.88	1
P07900	Heat shock protein HSP 90-alpha OS=Homo sapiens GN=HSP90AA1	37.30	2
P05067-7	Isoform L-APP733 of Amyloid beta A4 protein OS=Homo sapiens Gf	37.24	5
P07858	Cathepsin B OS=Homo sapiens GN=CTSB PE=1 SV=3 - [CATB_HUN	36.87	1
O94907	Dickkopf-related protein 1 OS=Homo sapiens GN=DKK1 PE=1 SV=	36.84	1



P08779	Keratin, type I cytoskeletal 16 OS=Homo sapiens GN=KRT16 PE=1	35.94	1
E7EUT4;P04406-2	Glyceraldehyde-3-phosphate dehydrogenase OS=Homo sapiens GN=	35.84	3
P07093-2	Isoform 2 of Glia-derived nexin OS=Homo sapiens GN=SERPINE2 -	35.77	3
B4E351	Insulin-like growth factor-binding protein 4 OS=Homo sapiens GN=	35.44	2
P35625	Metalloproteinase inhibitor 3 OS=Homo sapiens GN=TIMP3 PE=1 S	35.07	1
O94985-2	Isoform 2 of Calsyntenin-1 OS=Homo sapiens GN=CLSTN1 - [CSTN	34.71	1
P53634	Dipeptidyl peptidase 1 OS=Homo sapiens GN=CTSC PE=1 SV=2 - [	34.56	1
G3V0E5	Transferrin receptor (P90, CD71), isoform CRA_c OS=Homo sapiens	34.46	2
C9IZG4	Protein CutA OS=Homo sapiens GN=CUTA PE=2 SV=1 - [C9IZG4_H	34.07	4
Q01459	Di-N-acetylchitobiase OS=Homo sapiens GN=CTBS PE=1 SV=1 - [D	33.77	1
P52823	Stanniocalcin-1 OS=Homo sapiens GN=STC1 PE=1 SV=1 - [STC1_H	33.60	1
P68104	Elongation factor 1-alpha 1 OS=Homo sapiens GN=EEF1A1 PE=1 S	32.47	2
Q13740-2	Isoform 2 of CD166 antigen OS=Homo sapiens GN=ALCAM - [CD16	32.28	2
Q8NBP7	Proprotein convertase subtilisin/kexin type 9 OS=Homo sapiens GN=	32.23	1
E9PEP6	Protein kinase C-binding protein NELL1 OS=Homo sapiens GN=NRP	31.46	6
P08195-2	Isoform 2 of 4F2 cell-surface antigen heavy chain OS=Homo sapien	31.19	6
Q93063	Exostosin-2 OS=Homo sapiens GN=EXT2 PE=1 SV=1 - [EXT2_HUM	31.06	3
F8W1Q3	Biotinidase OS=Homo sapiens GN=BTD PE=2 SV=1 - [F8W1Q3_HU	30.78	4
P48723	Heat shock 70 kDa protein 13 OS=Homo sapiens GN=HSPA13 PE=:	29.30	1
P12814	Alpha-actinin-1 OS=Homo sapiens GN=ACTN1 PE=1 SV=2 - [ACTN	29.15	4
P01130-3	Isoform 3 of Low-density lipoprotein receptor OS=Homo sapiens Gl	29.15	7
Q14393-2	Isoform 2 of Growth arrest-specific protein 6 OS=Homo sapiens GN	29.06	4
P11021	78 kDa glucose-regulated protein OS=Homo sapiens GN=HSPA5 PE	29.05	1
P27348	14-3-3 protein theta OS=Homo sapiens GN=YWHAQ PE=1 SV=1 -	28.98	1
Q9BZM5	NGG2D ligand 2 OS=Homo sapiens GN=ULBP2 PE=1 SV=1 - [N2DL	28.86	1
P54802	Alpha-N-acetylglucosaminidase OS=Homo sapiens GN=NAGLU PE=	28.80	1
J3KQG4	Glucosylceramidase OS=Homo sapiens GN=GBA PE=4 SV=1 - [J3K	28.73	5
H3BLV0	Complement decay-accelerating factor (Fragment) OS=Homo sapie	28.53	10
P02751-17	Isoform 17 of Fibronectin OS=Homo sapiens GN=FN1 - [FINC_HUM	28.11	7
P28799	Granulins OS=Homo sapiens GN=GRN PE=1 SV=2 - [GRN_HUMAN	27.99	1
P16870-2	Isoform 2 of Carboxypeptidase E OS=Homo sapiens GN=CPE - [CB	27.95	2
Q92896	Golgi apparatus protein 1 OS=Homo sapiens GN=GLG1 PE=1 SV=2	27.91	3
P35442	Thrombospondin-2 OS=Homo sapiens GN=THBS2 PE=1 SV=2 - [T	27.82	1
D6RHI9	Ribonuclease T2 (Fragment) OS=Homo sapiens GN=RNASET2 PE=	27.56	3
H3BMA1	Mesothelin (Fragment) OS=Homo sapiens GN=MSLN PE=2 SV=2 -	27.54	5
O14792	Heparan sulfate glucosamine 3-O-sulfotransferase 1 OS=Homo sapi	27.36	1
P10586-2	Isoform 2 of Receptor-type tyrosine-protein phosphatase F OS=Hor	27.34	2
P10646	Tissue factor pathway inhibitor OS=Homo sapiens GN=TFPI PE=1 S	26.97	1
H3BS10	Beta-hexosaminidase OS=Homo sapiens GN=HEXA PE=2 SV=1 - [H	26.92	3
Q9UM22	Mammalian ependymin-related protein 1 OS=Homo sapiens GN=EP	26.79	2
Q92626	Peroxidasin homolog OS=Homo sapiens GN=PXDN PE=1 SV=2 - [P	26.77	1
Q9UNN8	Endothelial protein C receptor OS=Homo sapiens GN=PROCR PE=1	26.47	1
P50897	Palmitoyl-protein thioesterase 1 OS=Homo sapiens GN=PPT1 PE=1	26.47	3
Q9UKM7	Endoplasmic reticulum mannosyl-oligosaccharide 1,2-alpha-mannos	26.18	1
O00299	Chloride intracellular channel protein 1 OS=Homo sapiens GN=CLIC	26.14	1
I3L398	Protein disulfide-isomerase (Fragment) OS=Homo sapiens GN=P4H	26.00	4
O00754	Lysosomal alpha-mannosidase OS=Homo sapiens GN=MAN2B1 PE=	25.82	2
Q9H3G5	Probable serine carboxypeptidase CPVL OS=Homo sapiens GN=CPV	25.63	1
P28074-3	Isoform 3 of Proteasome subunit beta type-5 OS=Homo sapiens GN	25.62	2
P55287-2	Isoform 2 of Cadherin-11 OS=Homo sapiens GN=CDH11 - [CAD11_	25.54	2
O95150-2	Isoform 2 of Tumor necrosis factor ligand superfamily member 15 C	25.52	3
B3KTR6	Matrix-remodeling-associated protein 8 OS=Homo sapiens GN=MXF	25.40	3
P13647	Keratin, type II cytoskeletal 5 OS=Homo sapiens GN=KRT5 PE=1 S	25.25	1
B7Z5J4	Carboxypeptidase A4 OS=Homo sapiens GN=CPA4 PE=2 SV=1 - [B	25.24	3

P02792	Ferritin light chain OS=Homo sapiens GN=FTL PE=1 SV=2 - [FRIL_	25.14	1
Q86SR1	Polypeptide N-acetylgalactosaminyltransferase 10 OS=Homo sapien	25.04	1
P24592	Insulin-like growth factor-binding protein 6 OS=Homo sapiens GN=	25.00	1
Q8NHP8	Putative phospholipase B-like 2 OS=Homo sapiens GN=PLBD2 PE=.	24.96	1
P63104	14-3-3 protein zeta/delta OS=Homo sapiens GN=YWHAZ PE=1 SV=	24.90	2
O00300	Tumor necrosis factor receptor superfamily member 11B OS=Homo	24.69	1
P04259	Keratin, type II cytoskeletal 6B OS=Homo sapiens GN=KRT6B PE=1	24.65	1
P26641	Elongation factor 1-gamma OS=Homo sapiens GN=EEF1G PE=1 SV	24.49	2
O43505	N-acetyllactosaminide beta-1,3-N-acetylglucosaminyltransferase OS	24.34	1
F5GZK1	Processed exostosin-like 2 OS=Homo sapiens GN=EXTL2 PE=2 SV=	24.29	4
B7Z7A9	Phosphoglycerate kinase OS=Homo sapiens GN=PGK1 PE=2 SV=1	24.16	2
Q8NBJ4-2	Isoform 2 of Golgi membrane protein 1 OS=Homo sapiens GN=GOI	23.79	2
O14773	Tripeptidyl-peptidase 1 OS=Homo sapiens GN=TPP1 PE=1 SV=2 -	23.62	1
P31431-2	Isoform 2 of Syndecan-4 OS=Homo sapiens GN=SDC4 - [SDC4_HU	23.53	2
P60842	Eukaryotic initiation factor 4A-I OS=Homo sapiens GN=EIF4A1 PE=	23.40	5
P19883-2	Isoform 2 of Follistatin OS=Homo sapiens GN=FST - [FST_HUMAN]	23.34	2
P04066	Tissue alpha-L-fucosidase OS=Homo sapiens GN=FUCA1 PE=1 SV=	23.18	1
Q13253	Noggin OS=Homo sapiens GN=NOG PE=1 SV=1 - [NOGG_HUMAN]	22.84	1
O00622	Protein CYR61 OS=Homo sapiens GN=CYR61 PE=1 SV=1 - [CYR61	22.83	1
Q03405	Urokinase plasminogen activator surface receptor OS=Homo sapien	22.69	2
P42785	Lysosomal Pro-X carboxypeptidase OS=Homo sapiens GN=PRCP PE	22.58	1
Q16706	Alpha-mannosidase 2 OS=Homo sapiens GN=MAN2A1 PE=1 SV=2	22.38	1
P07225	Vitamin K-dependent protein S OS=Homo sapiens GN=PROS1 PE=1	22.34	2
Q13308-5	Isoform 5 of Inactive tyrosine-protein kinase 7 OS=Homo sapiens G	22.30	4
O75629	Protein CREG1 OS=Homo sapiens GN=CREG1 PE=1 SV=1 - [CREG	22.27	1
Q9NZ08	Endoplasmic reticulum aminopeptidase 1 OS=Homo sapiens GN=EF	21.89	2
O00468-6	Isoform 6 of Agrin OS=Homo sapiens GN=AGRN - [AGRIN_HUMAN]	21.86	1
P15291-2	Isoform Short of Beta-1,4-galactosyltransferase 1 OS=Homo sapien	21.82	2
P14625	Endoplasmic OS=Homo sapiens GN=HSP90B1 PE=1 SV=1 - [ENPL	21.67	1
P06733	Alpha-enolase OS=Homo sapiens GN=ENO1 PE=1 SV=2 - [ENOA_H	21.66	1
Q9BRK5	45 kDa calcium-binding protein OS=Homo sapiens GN=SDF4 PE=1	21.55	5
P55283-2	Isoform 2 of Cadherin-4 OS=Homo sapiens GN=CDH4 - [CADH4_H	21.14	2
Q14118	Dystroglycan OS=Homo sapiens GN=DAG1 PE=1 SV=2 - [DAG1_HI	20.67	1
Q9NY97-2	Isoform 2 of UDP-GlcNAc:betaGal beta-1,3-N-acetylglucosaminyltra	20.61	2
E9PN86	Eukaryotic translation initiation factor 3 subunit M (Fragment) OS=H	20.59	3
Q8NES3	Beta-1,3-N-acetylglucosaminyltransferase Lunatic fringe OS=Homo s	20.58	2
E9PMD7	Serine/threonine-protein phosphatase (Fragment) OS=Homo sapien	20.55	9
Q9GZP0	Platelet-derived growth factor D OS=Homo sapiens GN=PDGFD PE=	20.54	1
C9JRG3	Aspartyl aminopeptidase (Fragment) OS=Homo sapiens GN=DNPEF	20.51	9
P13639	Elongation factor 2 OS=Homo sapiens GN=EEF2 PE=1 SV=4 - [EF2	20.16	1
P81605	Dermcidin OS=Homo sapiens GN=DCD PE=1 SV=2 - [DCD_HUMAN]	20.00	2
O43854-2	Isoform 2 of EGF-like repeat and discoidin I-like domain-containing	20.00	2
B7Z4K6	Deoxyribonuclease-2-alpha OS=Homo sapiens GN=DNASE2 PE=2 S	20.00	2
Q58FF8	Putative heat shock protein HSP 90-beta 2 OS=Homo sapiens GN=H	19.95	1
Q14697	Neutral alpha-glucosidase AB OS=Homo sapiens GN=GANAB PE=1	19.81	2
O75083	WD repeat-containing protein 1 OS=Homo sapiens GN=WDR1 PE=	19.80	2
Q6ZRP7	Sulfhydryl oxidase 2 OS=Homo sapiens GN=QSOX2 PE=1 SV=3 - [	19.77	1
Q96B60	5'-nucleotidase OS=Homo sapiens GN=NT5E PE=2 SV=1 - [Q96B6	19.70	3
P15586	N-acetylglucosamine-6-sulfatase OS=Homo sapiens GN=GNS PE=1	19.57	5
P15151-3	Isoform Gamma of Poliovirus receptor OS=Homo sapiens GN=PVR	19.51	4
H0Y9C7	N(4)-(beta-N-acetylglucosaminyl)-L-asparaginase (Fragment) OS=H	19.35	2
P22304	Iduronate 2-sulfatase OS=Homo sapiens GN=IDS PE=1 SV=1 - [ID	19.27	2
E7EMM4	Acid ceramidase OS=Homo sapiens GN=ASAH1 PE=2 SV=1 - [E7E	19.19	5
Q02297-8	Isoform 8 of Pro-neuregulin-1, membrane-bound isoform OS=Homo	19.09	14

F5H6A3	N-sulphoglucosamine sulphohydrolase OS=Homo sapiens GN=SGSH	19.06	3
Q99650-2	Isoform 2 of Oncostatin-M-specific receptor subunit beta OS=Homo	19.01	2
P08581	Hepatocyte growth factor receptor OS=Homo sapiens GN=MET PE=	18.99	2
P38571-2	Isoform 2 of Lysosomal acid lipase/cholesteryl ester hydrolase OS=	18.95	3
H0YD13	CD44 antigen OS=Homo sapiens GN=CD44 PE=2 SV=2 - [H0YD13	18.93	22
P62906	60S ribosomal protein L10a OS=Homo sapiens GN=RPL10A PE=1 S	18.89	1
P62258	14-3-3 protein epsilon OS=Homo sapiens GN=YWHAE PE=1 SV=1	18.82	1
O43707	Alpha-actinin-4 OS=Homo sapiens GN=ACTN4 PE=1 SV=2 - [ACTN	18.44	1
P22413	Ectonucleotide pyrophosphatase/phosphodiesterase family member	18.27	1
Q8NCC3	Group XV phospholipase A2 OS=Homo sapiens GN=PLA2G15 PE=1	18.20	3
Q10469	Alpha-1,6-mannosyl-glycoprotein 2-beta-N-acetylglucosaminyltransf	18.12	1
P23284	Peptidyl-prolyl cis-trans isomerase B OS=Homo sapiens GN=PPIB P	18.06	1
J3KS17	Beta-2-glycoprotein 1 (Fragment) OS=Homo sapiens GN=APOH PE=	17.31	2
H3BQN4	Fructose-bisphosphate aldolase OS=Homo sapiens GN=ALDOA PE=	17.17	4
P10619	Lysosomal protective protein OS=Homo sapiens GN=CTSA PE=1 SV	17.08	1
P19021-4	Isoform 4 of Peptidyl-glycine alpha-amidating monooxygenase OS=	17.02	5
P00751	Complement factor B OS=Homo sapiens GN=CFB PE=1 SV=2 - [CF	16.75	4
P25786	Proteasome subunit alpha type-1 OS=Homo sapiens GN=PSMA1 PE	16.73	3
Q16394	Exostosin-1 OS=Homo sapiens GN=EXT1 PE=1 SV=2 - [EXT1_HUM	16.49	1
O75503	Ceroid-lipofuscinosis neuronal protein 5 OS=Homo sapiens GN=CLN	16.48	1
Q8N0V5	N-acetyllactosaminide beta-1,6-N-acetylglucosaminyl-transferase, is	16.42	2
O14657	Torsin-1B OS=Homo sapiens GN=TOR1B PE=1 SV=2 - [TOR1B_HU	16.37	2
P01008	Antithrombin-III OS=Homo sapiens GN=SERPINC1 PE=1 SV=1 - [A	16.16	1
D6RIU4	Vesicular integral-membrane protein VIP36 (Fragment) OS=Homo s	16.15	5
F8VQ14	T-complex protein 1 subunit beta OS=Homo sapiens GN=CCT2 PE=	16.11	4
P49720	Proteasome subunit beta type-3 OS=Homo sapiens GN=PSMB3 PE=	16.10	1
Q5W0C6	Torsin-3A (Fragment) OS=Homo sapiens GN=TOR3A PE=2 SV=1 -	16.09	3
F5H018	GTP-binding nuclear protein Ran (Fragment) OS=Homo sapiens GN	16.08	4
B4E2J3	Serine protease 23 OS=Homo sapiens GN=PRSS23 PE=2 SV=1 - [B	15.95	2
Q86SJ2	Amphoterin-induced protein 2 OS=Homo sapiens GN=AMIGO2 PE=	15.90	1
P04083	Annexin A1 OS=Homo sapiens GN=ANXA1 PE=1 SV=2 - [ANXA1_H	15.90	2
Q14126	Desmoglein-2 OS=Homo sapiens GN=DSG2 PE=1 SV=2 - [DSG2_H	15.83	1
P10124	Serglycin OS=Homo sapiens GN=SRGN PE=1 SV=3 - [SRGN_HUMA	15.82	1
P40189	Interleukin-6 receptor subunit beta OS=Homo sapiens GN=IL6ST PI	15.80	1
Q7Z304-2	Isoform 2 of MAM domain-containing protein 2 OS=Homo sapiens C	15.79	2
P55268	Laminin subunit beta-2 OS=Homo sapiens GN=LAMB2 PE=1 SV=2	15.68	1
E9PL22	Hypoxia up-regulated protein 1 OS=Homo sapiens GN=HYOU1 PE=	15.58	2
P69905	Hemoglobin subunit alpha OS=Homo sapiens GN=HBA1 PE=1 SV=	15.49	1
P43121	Cell surface glycoprotein MUC18 OS=Homo sapiens GN=MCAM PE=	15.33	2
Q9GZX9	Twisted gastrulation protein homolog 1 OS=Homo sapiens GN=TW	15.25	1
Q6UWP8	Suprabasin OS=Homo sapiens GN=SBSN PE=2 SV=2 - [SBSN_HUM	15.25	1
P08603	Complement factor H OS=Homo sapiens GN=CFH PE=1 SV=4 - [CF	15.19	1
P08107-2	Isoform 2 of Heat shock 70 kDa protein 1A/1B OS=Homo sapiens G	15.02	2
E9PBU3	Phosphoribosylaminoimidazolecarboxamide formyltransferase OS=H	14.55	3
P00736	Complement C1r subcomponent OS=Homo sapiens GN=C1R PE=1	14.47	2
Q96QC4	MHC class I polypeptide-related sequence A OS=Homo sapiens GN=	14.46	2
Q32P28	Prolyl 3-hydroxylase 1 OS=Homo sapiens GN=LEPRE1 PE=1 SV=2	14.40	2
H0YA55	Serum albumin (Fragment) OS=Homo sapiens GN=ALB PE=4 SV=1	14.32	2
P09603	Macrophage colony-stimulating factor 1 OS=Homo sapiens GN=CSF	14.26	1
Q9GZM7-3	Isoform 3 of Tubulointerstitial nephritis antigen-like OS=Homo sapi	14.22	2
Q8N441	Fibroblast growth factor receptor-like 1 OS=Homo sapiens GN=FGF	14.09	1
Q9BQT9	Calsyntenin-3 OS=Homo sapiens GN=CLSTN3 PE=1 SV=1 - [CSTN3	13.91	2
Q96JB6	Lysyl oxidase homolog 4 OS=Homo sapiens GN=LOXL4 PE=1 SV=1	13.89	1
P08236	Beta-glucuronidase OS=Homo sapiens GN=GUSB PE=1 SV=2 - [BG	13.82	3

Q5W0A2	BRI2, membrane form OS=Homo sapiens GN=ITM2B PE=2 SV=1 -	13.75	2
Q5HY54	Filamin-A OS=Homo sapiens GN=FLNA PE=2 SV=1 - [Q5HY54_HU	13.66	3
HOYAF8	Guanine nucleotide-binding protein subunit beta-2-like 1 (Fragment	13.64	9
P23526-2	Isoform 2 of Adenosylhomocysteinase OS=Homo sapiens GN=AHC	13.61	2
Q06830	Peroxiredoxin-1 OS=Homo sapiens GN=PRDX1 PE=1 SV=1 - [PRDX	13.57	1
E9PFT6	Hemoglobin subunit delta OS=Homo sapiens GN=HBD PE=2 SV=1	13.48	3
Q92187	CMP-N-acetylneuraminate-poly-alpha-2,8-sialyltransferase OS=Hom	13.37	1
A6NIW5	Peroxiredoxin 2, isoform CRA_a OS=Homo sapiens GN=PRDX2 PE=	13.24	2
P07711	Cathepsin L1 OS=Homo sapiens GN=CTSL1 PE=1 SV=2 - [CATL1_H	13.21	2
C9J1D9	Interleukin-1 receptor accessory protein (Fragment) OS=Homo sapi	13.10	5
H7C3T4	Peroxiredoxin-4 (Fragment) OS=Homo sapiens GN=PRDX4 PE=4 SV	13.04	2
P26038	Moesin OS=Homo sapiens GN=MSN PE=1 SV=3 - [MOES_HUMAN]	13.00	3
O60687	Sushi repeat-containing protein SRPX2 OS=Homo sapiens GN=SRPX	12.90	1
HOY3Z3	Protein disulfide-isomerase (Fragment) OS=Homo sapiens GN=P4H	12.77	1
Q9NPF2-2	Isoform 2 of Carbohydrate sulfotransferase 11 OS=Homo sapiens G	12.68	3
O60568	Procollagen-lysine,2-oxoglutarate 5-dioxygenase 3 OS=Homo sapie	12.60	1
P08758	Annexin A5 OS=Homo sapiens GN=ANXA5 PE=1 SV=2 - [ANXA5_H	12.50	1
C9J2Q4	Septin-2 (Fragment) OS=Homo sapiens GN=SEPT2 PE=2 SV=1 - [C	12.50	4
E9PD92	Glucose-6-phosphate 1-dehydrogenase (Fragment) OS=Homo sapie	12.50	6
P25788-2	Isoform 2 of Proteasome subunit alpha type-3 OS=Homo sapiens G	12.50	2
Q9Y2E5	Epididymis-specific alpha-mannosidase OS=Homo sapiens GN=MAN	12.39	4
Q9NZV1	Cysteine-rich motor neuron 1 protein OS=Homo sapiens GN=CRIM1	12.36	1
E7EPS8	Receptor-type tyrosine-protein phosphatase mu OS=Homo sapiens	12.23	4
Q16769	Glutamyl-peptide cyclotransferase OS=Homo sapiens GN=QPCT P	12.19	3
Q86UD1	Out at first protein homolog OS=Homo sapiens GN=OAF PE=2 SV=	12.09	2
B7Z6M1	Plastin-3 OS=Homo sapiens GN=PLS3 PE=2 SV=1 - [B7Z6M1_HUM	11.97	4
O43556-3	Isoform 2 of Epsilon-sarcoglycan OS=Homo sapiens GN=SGCE - [S	11.94	5
HOYH88	Nucleosome assembly protein 1-like 1 (Fragment) OS=Homo sapie	11.86	16
P51884	Lumican OS=Homo sapiens GN=LUM PE=1 SV=2 - [LUM_HUMAN]	11.83	1
Q9NPR2-2	Isoform 2 of Semaphorin-4B OS=Homo sapiens GN=SEMA4B - [SEI	11.80	4
Q15008	26S proteasome non-ATPase regulatory subunit 6 OS=Homo sapie	11.57	4
P61160	Actin-related protein 2 OS=Homo sapiens GN=ACTR2 PE=1 SV=1 -	11.42	3
HOYN65	Carbohydrate sulfotransferase 14 OS=Homo sapiens GN=CHST14 P	11.40	2
E7ETU9	Procollagen-lysine,2-oxoglutarate 5-dioxygenase 2 OS=Homo sapie	11.24	3
P49767	Vascular endothelial growth factor C OS=Homo sapiens GN=VEGFC	11.22	1
P12109	Collagen alpha-1(VI) chain OS=Homo sapiens GN=COL6A1 PE=1 S	11.09	1
B4E0R6	Importin-5 OS=Homo sapiens GN=IPO5 PE=2 SV=1 - [B4E0R6_HU	11.01	4
P52803	Ephrin-A5 OS=Homo sapiens GN=EFNA5 PE=1 SV=1 - [EFNA5_HU	10.96	1
P30530-2	Isoform Short of Tyrosine-protein kinase receptor UFO OS=Homo s	10.85	2
B4DUR8	T-complex protein 1 subunit gamma OS=Homo sapiens GN=CCT3 P	10.80	3
P15311	Ezrin OS=Homo sapiens GN=EZR PE=1 SV=4 - [EZRI_HUMAN]	10.75	4
Q99574	Neuroserpin OS=Homo sapiens GN=SERPINI1 PE=1 SV=1 - [NEUS	10.73	1
Q02818	Nucleobindin-1 OS=Homo sapiens GN=NUCB1 PE=1 SV=4 - [NUCB	10.63	3
P06280	Alpha-galactosidase A OS=Homo sapiens GN=GLA PE=1 SV=1 - [A	10.49	1
HOYNP1	D-glucuronyl C5-epimerase OS=Homo sapiens GN=GLCE PE=2 SV=	10.49	2
P16035	Metalloproteinase inhibitor 2 OS=Homo sapiens GN=TIMP2 PE=1 S	10.45	3
Q9UHI8	A disintegrin and metalloproteinase with thrombospondin motifs 1 (C	10.44	1
Q6EMK4	Vasorin OS=Homo sapiens GN=VASN PE=1 SV=1 - [VASN_HUMAN	10.40	1
Q14703	Membrane-bound transcription factor site-1 protease OS=Homo sap	10.36	1
Q99523	Sortilin OS=Homo sapiens GN=SORT1 PE=1 SV=3 - [SORT_HUMAN	10.11	1
Q8WX77	Insulin-like growth factor-binding protein-like 1 OS=Homo sapiens (	10.07	1
Q11201	CMP-N-acetylneuraminate-beta-galactosamide-alpha-2,3-sialyltrans	10.00	1
P11047	Laminin subunit gamma-1 OS=Homo sapiens GN=LAMC1 PE=1 SV=	9.88	1
Q9Y696	Chloride intracellular channel protein 4 OS=Homo sapiens GN=CLIC	9.88	1

P09668	Pro-cathepsin H OS=Homo sapiens GN=CTSH PE=1 SV=4 - [CATH_	9.85	1
P10909-3	Isoform 3 of Clusterin OS=Homo sapiens GN=CLU - [CLUS_HUMAN	9.85	7
Q9Y6N7-6	Isoform 6 of Roundabout homolog 1 OS=Homo sapiens GN=ROBO:	9.80	6
P23352	Anosmin-1 OS=Homo sapiens GN=KAL1 PE=1 SV=3 - [KALM_HUM	9.71	1
O43155	Leucine-rich repeat transmembrane protein FLRT2 OS=Homo sapie	9.70	1
O75509	Tumor necrosis factor receptor superfamily member 21 OS=Homo s	9.62	1
F5H325	N-acetylgalactosamine-6-sulfatase OS=Homo sapiens GN=GALNS P	9.62	2
P13284	Gamma-interferon-inducible lysosomal thiol reductase OS=Homo sa	9.60	1
D6RAF8	Heterogeneous nuclear ribonucleoprotein D0 (Fragment) OS=Homo	9.50	3
P05556-2	Isoform Beta-1B of Integrin beta-1 OS=Homo sapiens GN=ITGB1 -	9.38	5
Q68CR9	Aspartate--tRNA ligase, cytoplasmic OS=Homo sapiens GN=DKFZp7	9.23	3
Q6UX71	Plexin domain-containing protein 2 OS=Homo sapiens GN=PLXDC2	9.07	1
P55058-3	Isoform 3 of Phospholipid transfer protein OS=Homo sapiens GN=F	9.05	4
Q15262	Receptor-type tyrosine-protein phosphatase kappa OS=Homo sapie	9.03	7
P11216	Glycogen phosphorylase, brain form OS=Homo sapiens GN=PYGB F	9.02	1
P01137	Transforming growth factor beta-1 OS=Homo sapiens GN=TGFB1 F	8.97	1
J3QSU6	Tenascin OS=Homo sapiens GN=TNC PE=4 SV=1 - [J3QSU6_HUMA	8.96	9
Q99519	Sialidase-1 OS=Homo sapiens GN=NEU1 PE=1 SV=1 - [NEUR1_HU	8.92	2
Q96L58	Beta-1,3-galactosyltransferase 6 OS=Homo sapiens GN=B3GALT6 F	8.81	1
O43286	Beta-1,4-galactosyltransferase 5 OS=Homo sapiens GN=B4GALT5 F	8.76	1
P54803-4	Isoform 4 of Galactocerebrosidase OS=Homo sapiens GN=GALC - [	8.65	5
Q9UMR5	Lysosomal thioesterase PPT2 OS=Homo sapiens GN=PPT2 PE=1 SV	8.61	3
P09529	Inhibin beta B chain OS=Homo sapiens GN=INHBB PE=1 SV=2 - [I	8.60	1
Q02809	Procollagen-lysine,2-oxoglutarate 5-dioxygenase 1 OS=Homo sapie	8.53	2
Q8WZ75-2	Isoform 2 of Roundabout homolog 4 OS=Homo sapiens GN=ROBO4	8.47	4
P02765	Alpha-2-HS-glycoprotein OS=Homo sapiens GN=AHSG PE=1 SV=1	8.45	1
P52799	Ephrin-B2 OS=Homo sapiens GN=EFNB2 PE=1 SV=1 - [EFNB2_HU	8.41	1
B4DKB2	Endothelin-converting enzyme 1 OS=Homo sapiens GN=ECE1 PE=2	8.40	5
P32004-3	Isoform 3 of Neural cell adhesion molecule L1 OS=Homo sapiens G	8.33	5
F8W1C3	Matrix metalloproteinase-19 OS=Homo sapiens GN=MMP19 PE=2 S	8.25	2
Q9UHL4	Dipeptidyl peptidase 2 OS=Homo sapiens GN=DPP7 PE=1 SV=3 - [	8.13	1
Q5T985	Inter-alpha-trypsin inhibitor heavy chain H2 OS=Homo sapiens GN=	8.02	2
P00533-4	Isoform 4 of Epidermal growth factor receptor OS=Homo sapiens G	7.96	3
P11279	Lysosome-associated membrane glycoprotein 1 OS=Homo sapiens	7.91	1
O60911	Cathepsin L2 OS=Homo sapiens GN=CTSL2 PE=1 SV=2 - [CATL2_H	7.78	1
P35555	Fibrillin-1 OS=Homo sapiens GN=FBN1 PE=1 SV=3 - [FBN1_HUMA	7.77	1
B0QY90	Eukaryotic translation initiation factor 3 subunit L OS=Homo sapien	7.73	4
Q5SYT8	Protein NAMPTL (Fragment) OS=Homo sapiens GN=NAMPTL PE=2	7.63	2
P26006	Integrin alpha-3 OS=Homo sapiens GN=ITGA3 PE=1 SV=5 - [ITA3,	7.61	2
Q5STU3	HLA-B associated transcript 1 OS=Homo sapiens GN=DDX39B PE=4	7.53	7
E7EU96	Casein kinase II subunit alpha OS=Homo sapiens GN=CSNK2A1 PE=	7.53	3
Q9Y6X5	Bis(5'-adenosyl)-triphosphatase ENPP4 OS=Homo sapiens GN=ENP	7.51	1
Q13219	Pappalysin-1 OS=Homo sapiens GN=PAPPA PE=1 SV=3 - [PAPP1_H	7.44	2
Q5T6W1	Heterogeneous nuclear ribonucleoprotein K OS=Homo sapiens GN=	7.19	6
P61204	ADP-ribosylation factor 3 OS=Homo sapiens GN=ARF3 PE=1 SV=2	7.18	2
B4E3P0	ATP-citrate synthase OS=Homo sapiens GN=ACLY PE=2 SV=1 - [B	7.11	3
Q08629	Testican-1 OS=Homo sapiens GN=SPOCK1 PE=1 SV=1 - [TICN1_H	7.06	1
B3KTI1	Alpha-amylase 2B OS=Homo sapiens GN=AMY2B PE=2 SV=1 - [B3	7.03	4
P48745	Protein NOV homolog OS=Homo sapiens GN=NOV PE=1 SV=1 - [N	7.00	1
B4DQH4	T-complex protein 1 subunit theta OS=Homo sapiens GN=CCT8 PE=	6.95	4
Q9Y662	Heparan sulfate glucosamine 3-O-sulfotransferase 3B1 OS=Homo s	6.92	2
B7Z729	Acid sphingomyelinase-like phosphodiesterase 3a OS=Homo sapien	6.83	2
P28070	Proteasome subunit beta type-4 OS=Homo sapiens GN=PSMB4 PE=	6.82	1
P11362-13	Isoform 13 of Fibroblast growth factor receptor 1 OS=Homo sapien	6.80	21



Q29980	MHC class I polypeptide-related sequence B OS=Homo sapiens GN=	6.79	1
Q9UNW1	Multiple inositol polyphosphate phosphatase 1 OS=Homo sapiens G	6.78	1
C9J8D4	Mannosyl-oligosaccharide glucosidase (Fragment) OS=Homo sapier	6.71	3
Q7Z4H8-3	Isoform 3 of KDEL motif-containing protein 2 OS=Homo sapiens GN	6.60	3
F5GZ08	Amyloid-like protein 1 OS=Homo sapiens GN=APLP1 PE=2 SV=1 -	6.55	4
Q8WVQ1	Soluble calcium-activated nucleotidase 1 OS=Homo sapiens GN=CA	6.48	1
Q92743	Serine protease HTRA1 OS=Homo sapiens GN=HTRA1 PE=1 SV=1	6.46	1
P36955	Pigment epithelium-derived factor OS=Homo sapiens GN=SERPINF	6.46	1
E7EVJ3	Bifunctional heparan sulfate N-deacetylase/N-sulfotransferase 1 OS	6.42	2
F8WC54	Disintegrin and metalloproteinase domain-containing protein 9 OS=	6.37	6
Q14563	Semaphorin-3A OS=Homo sapiens GN=SEMA3A PE=1 SV=1 - [SEM	6.36	1
Q00610-2	Isoform 2 of Clathrin heavy chain 1 OS=Homo sapiens GN=CLTC -	6.35	2
D6RA82	Annexin OS=Homo sapiens GN=ANXA3 PE=2 SV=1 - [D6RA82_HU	6.34	2
J3KNQ3	26S proteasome non-ATPase regulatory subunit 13 OS=Homo sapie	6.30	2
P05543	Thyroxine-binding globulin OS=Homo sapiens GN=SERPINA7 PE=1	6.27	1
Q7LGC8	Carbohydrate sulfotransferase 3 OS=Homo sapiens GN=CHST3 PE=	6.26	1
B7Z9L0	T-complex protein 1 subunit delta OS=Homo sapiens GN=CCT4 PE=	6.21	3
Q86VR8	Four-jointed box protein 1 OS=Homo sapiens GN=FJX1 PE=2 SV=1	6.18	1
Q96PX8	SLIT and NTRK-like protein 1 OS=Homo sapiens GN=SLITRK1 PE=1	6.18	1
O00231	26S proteasome non-ATPase regulatory subunit 11 OS=Homo sapie	6.16	2
Q15758	Neutral amino acid transporter B(0) OS=Homo sapiens GN=SLC1A5	6.10	1
Q92692-2	Isoform Alpha of Poliovirus receptor-related protein 2 OS=Homo sa	6.05	3
B4DYD8	T-complex protein 1 subunit epsilon OS=Homo sapiens GN=CCT5 P	6.03	5
E9PCS3	26S proteasome non-ATPase regulatory subunit 2 OS=Homo sapier	6.01	3
Q13332-6	Isoform 2 of Receptor-type tyrosine-protein phosphatase S OS=Hor	5.92	9
F5H780	Thioredoxin reductase 1, cytoplasmic OS=Homo sapiens GN=TXNR	5.88	16
Q6PCB0	von Willebrand factor A domain-containing protein 1 OS=Homo sap	5.84	1
P55072	Transitional endoplasmic reticulum ATPase OS=Homo sapiens GN=	5.83	1
Q9Y625	Glypican-6 OS=Homo sapiens GN=GPC6 PE=1 SV=1 - [GPC6_HUM	5.77	1
E7EP32	Guanine nucleotide-binding protein G(I)/G(S)/G(T) subunit beta-2 C	5.74	3
Q9H5V8-2	Isoform 2 of CUB domain-containing protein 1 OS=Homo sapiens G	5.70	3
Q7LFX5	Carbohydrate sulfotransferase 15 OS=Homo sapiens GN=CHST15 P	5.70	2
Q12805-2	Isoform 2 of EGF-containing fibulin-like extracellular matrix protein	5.57	5
P11717	Cation-independent mannose-6-phosphate receptor OS=Homo sapi	5.54	1
B4E2S7	Lysosome-associated membrane glycoprotein 2 OS=Homo sapiens	5.51	4
P23470-2	Isoform 2 of Receptor-type tyrosine-protein phosphatase gamma O	5.37	2
E9PFD9	Semaphorin-4D OS=Homo sapiens GN=SEMA4D PE=4 SV=1 - [E9P	5.29	3
Q5T749	Keratinocyte proline-rich protein OS=Homo sapiens GN=KPRP PE=1	5.18	1
E7EPA6	Laminin subunit beta-1 OS=Homo sapiens GN=LAMB1 PE=2 SV=1	5.18	3
D6RF62	Phosphoribosylaminoimidazole carboxylase OS=Homo sapiens GN=	5.11	3
Q24JP5	Transmembrane protein 132A OS=Homo sapiens GN=TMEM132A P	5.08	3
Q9NRB3	Carbohydrate sulfotransferase 12 OS=Homo sapiens GN=CHST12 P	5.07	1
O95497	Pantetheinase OS=Homo sapiens GN=VNN1 PE=1 SV=2 - [VNN1_H	5.07	1
F5H3T8	Arginine--tRNA ligase, cytoplasmic OS=Homo sapiens GN=RARS PE	5.07	3
P10253	Lysosomal alpha-glucosidase OS=Homo sapiens GN=GAA PE=1 SV	5.04	1
P78539-4	Isoform 4 of Sushi repeat-containing protein SRPX OS=Homo sapie	5.01	5
Q6UXH8	Collagen and calcium-binding EGF domain-containing protein 1 OS=	4.93	1
Q4G148-2	Isoform 2 of Glucoside xylosyltransferase 1 OS=Homo sapiens GN=	4.89	2
O75882-3	Isoform 3 of Attractin OS=Homo sapiens GN=ATRN - [ATRN_HUMA	4.84	3
P10155-3	Isoform 3 of 60 kDa SS-A/Ro ribonucleoprotein OS=Homo sapiens	4.83	4
P04004	Vitronectin OS=Homo sapiens GN=VTN PE=1 SV=1 - [VTNC_HUMA	4.81	1
Q9H173	Nucleotide exchange factor SIL1 OS=Homo sapiens GN=SIL1 PE=1	4.77	2
O15230	Laminin subunit alpha-5 OS=Homo sapiens GN=LAMA5 PE=1 SV=8	4.71	1
O00339-3	Isoform 3 of Matrilin-2 OS=Homo sapiens GN=MATN2 - [MATN2_H	4.70	6

F5H335	Eukaryotic translation initiation factor 3 subunit A OS=Homo sapien	4.67	2
Q02742	Beta-1,3-galactosyl-O-glycosyl-glycoprotein beta-1,6-N-acetylglucos	4.67	1
Q09028-4	Isoform 4 of Histone-binding protein RBBP4 OS=Homo sapiens GN=	4.62	7
Q14974	Importin subunit beta-1 OS=Homo sapiens GN=KPNB1 PE=1 SV=2	4.57	1
B4DKL4	Lipolysis-stimulated lipoprotein receptor OS=Homo sapiens GN=LSF	4.46	5
P01023	Alpha-2-macroglobulin OS=Homo sapiens GN=A2M PE=1 SV=3 - [A	4.41	1
Q8NFZ8	Cell adhesion molecule 4 OS=Homo sapiens GN=CADM4 PE=1 SV=	4.38	1
P49327	Fatty acid synthase OS=Homo sapiens GN=FASN PE=1 SV=3 - [FAS	4.34	1
O94991	SLIT and NTRK-like protein 5 OS=Homo sapiens GN=SLITRK5 PE=2	4.28	1
O60462-4	Isoform B0 of Neuropilin-2 OS=Homo sapiens GN=NRP2 - [NRP2_H	4.22	7
C9JP16	Cartilage-associated protein OS=Homo sapiens GN=CRTAP PE=2 S	4.19	2
Q6UXD5-2	Isoform 2 of Seizure 6-like protein 2 OS=Homo sapiens GN=SEZ6L	4.17	5
O95373	Importin-7 OS=Homo sapiens GN=IPO7 PE=1 SV=1 - [IPO7_HUMA	4.14	1
P35052	Glypican-1 OS=Homo sapiens GN=GPC1 PE=1 SV=2 - [GPC1_HUM	4.12	2
F5H118	X-ray repair cross-complementing protein 6 OS=Homo sapiens GN=	3.99	4
H0YGW5	Low-density lipoprotein receptor-related protein 6 (Fragment) OS=H	3.99	3
P50895	Basal cell adhesion molecule OS=Homo sapiens GN=BCAM PE=1 SV	3.98	1
P17987	T-complex protein 1 subunit alpha OS=Homo sapiens GN=TCP1 PE	3.96	1
P27658	Collagen alpha-1(VIII) chain OS=Homo sapiens GN=COL8A1 PE=1	3.90	1
Q9HB63-3	Isoform 3 of Netrin-4 OS=Homo sapiens GN=NTN4 - [NET4_HUMA	3.89	3
B3KVK7	Methionine--tRNA ligase, cytoplasmic OS=Homo sapiens GN=MARS	3.85	2
Q6P9A2	Polypeptide N-acetylgalactosaminyltransferase 18 OS=Homo sapien	3.79	1
O60279	Sushi domain-containing protein 5 OS=Homo sapiens GN=SUSD5 P	3.66	1
Q8WUJ3-2	Isoform 2 of Protein KIAA1199 OS=Homo sapiens GN=KIAA1199 -	3.63	2
P05546	Heparin cofactor 2 OS=Homo sapiens GN=SERPIND1 PE=1 SV=3 -	3.61	1
C9JIM8	Solute carrier family 2, facilitated glucose transporter member 1 (Fr	3.60	2
P20908	Collagen alpha-1(V) chain OS=Homo sapiens GN=COL5A1 PE=1 SV	3.59	1
Q8NBJ5	Procollagen galactosyltransferase 1 OS=Homo sapiens GN=COLGAL	3.54	1
P41250	Glycine--tRNA ligase OS=Homo sapiens GN=GARS PE=1 SV=3 - [S	3.52	1
P53618	Coatomer subunit beta OS=Homo sapiens GN=COPB1 PE=1 SV=3 -	3.46	1
Q12797-10	Isoform 10 of Aspartyl/asparaginyl beta-hydroxylase OS=Homo sap	3.43	2
Q92973-3	Isoform 3 of Transportin-1 OS=Homo sapiens GN=TNPO1 - [TNPO	3.42	3
Q8IXL6	Extracellular serine/threonine protein kinase FAM20C OS=Homo sap	3.42	1
P17301	Integrin alpha-2 OS=Homo sapiens GN=ITGA2 PE=1 SV=1 - [ITA2	3.39	2
Q08945	FACT complex subunit SSRP1 OS=Homo sapiens GN=SSRP1 PE=1 S	3.39	1
Q76M96	Coiled-coil domain-containing protein 80 OS=Homo sapiens GN=CC	3.37	3
P01024	Complement C3 OS=Homo sapiens GN=C3 PE=1 SV=2 - [CO3_HU	3.37	1
F8W904;P55060-4	Exportin-2 OS=Homo sapiens GN=CSE1L PE=2 SV=1 - [F8W904_H	3.28	3
Q5TCU6	Talin-1 OS=Homo sapiens GN=TLN1 PE=2 SV=1 - [Q5TCU6_HUMA	3.25	2
P98160	Basement membrane-specific heparan sulfate proteoglycan core pro	3.21	1
F5GXQ1	35 kDa inter-alpha-trypsin inhibitor heavy chain H4 OS=Homo sapie	3.21	6
P06737-2	Isoform 2 of Glycogen phosphorylase, liver form OS=Homo sapiens	3.20	3
P23142	Fibulin-1 OS=Homo sapiens GN=FBLN1 PE=1 SV=4 - [FBLN1_HUM	3.13	2
P08648	Integrin alpha-5 OS=Homo sapiens GN=ITGA5 PE=1 SV=2 - [ITA5	3.05	1
Q14680-8	Isoform 8 of Maternal embryonic leucine zipper kinase OS=Homo sa	2.99	3
Q13619-2	Isoform 2 of Cullin-4A OS=Homo sapiens GN=CUL4A - [CUL4A_HU	2.88	6
Q7Z3V4-3	Isoform 3 of Ubiquitin-protein ligase E3B OS=Homo sapiens GN=U	2.87	5
Q8N2Q7-2	Isoform 2 of Neuroligin-1 OS=Homo sapiens GN=NLGN1 - [NLGN1	2.79	4
Q08345-2	Isoform 2 of Epithelial discoidin domain-containing receptor 1 OS=H	2.74	4
E9PG71	Ephrin type-A receptor 4 OS=Homo sapiens GN=EPHA4 PE=2 SV=3	2.74	2
P34932	Heat shock 70 kDa protein 4 OS=Homo sapiens GN=HSPA4 PE=1 S	2.74	1
Q9Y5G3-2	Isoform 2 of Protocadherin gamma-B1 OS=Homo sapiens GN=PCD	2.72	2
P35579	Myosin-9 OS=Homo sapiens GN=MYH9 PE=1 SV=4 - [MYH9_HUMA	2.70	1
P13010	X-ray repair cross-complementing protein 5 OS=Homo sapiens GN=	2.60	1

Q9UBG0	C-type mannose receptor 2 OS=Homo sapiens GN=MRC2 PE=1 SV=	2.57	1
Q9H1B5	Xylosyltransferase 2 OS=Homo sapiens GN=XYLT2 PE=2 SV=2 - [X	2.54	1
Q08211	ATP-dependent RNA helicase A OS=Homo sapiens GN=DHX9 PE=1	2.44	1
Q02487-2	Isoform 2B of Desmocollin-2 OS=Homo sapiens GN=DSC2 - [DSC2	2.36	2
Q15046	Lysine--tRNA ligase OS=Homo sapiens GN=KARS PE=1 SV=3 - [SY	2.35	2
Q01813-2	Isoform 2 of 6-phosphofructokinase type C OS=Homo sapiens GN=	2.32	2
O75197	Low-density lipoprotein receptor-related protein 5 OS=Homo sapien	2.17	1
Q70JA7	Chondroitin sulfate synthase 3 OS=Homo sapiens GN=CHSY3 PE=2	2.15	1
Q86YZ3	Hornerin OS=Homo sapiens GN=HRNR PE=1 SV=2 - [HORN_HUMA	2.11	1
O14787-2	Isoform 2 of Transportin-2 OS=Homo sapiens GN=TNPO2 - [TNPO2	2.03	2
P98155-2	Isoform Short of Very low-density lipoprotein receptor OS=Homo sa	2.01	2
F5H826	Nodal modulator 3 OS=Homo sapiens GN=NOMO3 PE=2 SV=1 - [F	1.91	7
H0Y930	Extracellular matrix protein FRAS1 (Fragment) OS=Homo sapiens G	1.78	3
F8VPD4	CAD protein OS=Homo sapiens GN=CAD PE=2 SV=1 - [F8VPD4_HU	1.71	2
P46940	Ras GTPase-activating-like protein IQGAP1 OS=Homo sapiens GN=	1.69	1
Q7Z7M9	Polypeptide N-acetylgalactosaminyltransferase 5 OS=Homo sapiens	1.60	1
Q15149-7	Isoform 7 of Plectin OS=Homo sapiens GN=PLEC - [PLEC_HUMAN]	1.57	9
Q92859-2	Isoform 2 of Neogenin OS=Homo sapiens GN=NEO1 - [NEO1_HUM	1.56	4
Q14517	Protocadherin Fat 1 OS=Homo sapiens GN=FAT1 PE=1 SV=2 - [FA	1.55	1
E7EN95	Filamin-B OS=Homo sapiens GN=FLNB PE=2 SV=1 - [E7EN95_HUM	1.54	8
O95490-3	Isoform 3 of Latrophilin-2 OS=Homo sapiens GN=LPHN2 - [LPHN2_	1.51	10
Q16363-2	Isoform 2 of Laminin subunit alpha-4 OS=Homo sapiens GN=LAMA	1.32	2
J3KR24	Isoleucine--tRNA ligase, cytoplasmic OS=Homo sapiens GN=IARS P	1.30	2
E7EUA9	Neuron navigator 3 OS=Homo sapiens GN=NAV3 PE=2 SV=2 - [E7	1.28	5
Q5SYB0	FERM and PDZ domain-containing protein 1 OS=Homo sapiens GN=	1.27	1
Q5D862	Filaggrin-2 OS=Homo sapiens GN=FLG2 PE=1 SV=1 - [FILA2_HUM	1.25	1
Q07954	Prolow-density lipoprotein receptor-related protein 1 OS=Homo sap	0.97	1
Q8TE73	Dynein heavy chain 5, axonemal OS=Homo sapiens GN=DNAH5 PE	0.74	1
Q13813-3	Isoform 3 of Spectrin alpha chain, non-erythrocytic 1 OS=Homo sap	0.69	4
Q99715-4	Isoform 4 of Collagen alpha-1(XII) chain OS=Homo sapiens GN=CC	0.57	3
Q14204	Cytoplasmic dynein 1 heavy chain 1 OS=Homo sapiens GN=DYNCL1	0.50	1
P20930	Filaggrin OS=Homo sapiens GN=FLG PE=1 SV=3 - [FILA_HUMAN]	0.37	1



9	9	292	0.779	0.762	0.825	0.809	0.963
5	5	50	1.368	1.360	1.391	1.404	0.972
31	41	690	<b>2.496</b>	<b>2.052</b>	<b>2.457</b>	<b>2.259</b>	0.965
26	26	565	0.822	0.804	0.843	0.848	0.954
18	19	461	1.103	1.126	1.161	1.081	0.946
16	16	471	0.684	<b>0.637</b>	0.720	0.738	0.940
46	46	1250	0.988	0.926	1.074	0.998	0.939
17	17	130	1.055	1.025	1.109	1.109	0.918
35	39	686	<b>2.590</b>	<b>2.142</b>	<b>2.805</b>	<b>2.339</b>	0.930
4	4	19	0.811	0.793	0.758	0.785	1.086
20	20	372	<b>0.354</b>	<b>0.329</b>	<b>0.361</b>	<b>0.354</b>	0.976
19	19	254	0.694	0.686	0.710	0.735	1.021
24	24	307	0.929	0.895	0.932	0.904	0.997
5	22	203	1.174	1.041	1.153	1.093	0.946
27	27	756	0.820	0.793	0.894	0.854	0.931
17	35	391	1.028	0.983	1.002	1.015	0.977
52	56	1193	0.901	0.877	0.930	0.889	0.979
7	7	155	0.778	0.740	0.936	0.867	0.885
16	16	665	1.415	1.312	1.457	1.367	0.941
17	17	597	<b>0.561</b>	<b>0.561</b>	<b>0.599</b>	<b>0.574</b>	0.926
32	38	724	<b>1.859</b>	<b>1.650</b>	<b>1.945</b>	<b>1.720</b>	0.937
29	29	467	0.878	0.809	0.910	0.844	0.963
13	13	361	0.860	0.891	0.782	0.840	0.980
4	17	190	1.468	1.126	<b>1.584</b>	1.400	0.983
10	10	80	0.770	0.825	0.767	0.787	1.052
16	16	294	<b>0.523</b>	<b>0.546</b>	<b>0.590</b>	<b>0.584</b>	0.976
20	20	278	<b>0.666</b>	0.703	0.693	0.738	0.937
11	11	175	0.695	0.674	0.728	0.734	0.947
16	16	345	0.704	0.725	0.771	0.760	0.943
22	22	337	0.806	0.777	0.882	0.821	0.987
7	7	97	<b>0.569</b>	<b>0.599</b>	<b>0.630</b>	<b>0.654</b>	0.989
15	16	155	<b>1.570</b>	1.481	1.415	1.465	1.056
25	31	492	0.901	0.841	0.956	0.911	0.938
20	21	388	1.485	1.379	<b>1.513</b>	1.446	1.011
6	6	32	1.216	1.156	1.049	1.019	1.063
11	12	129	<b>1.588</b>	1.427	1.445	1.386	1.093
2	2	6	1.144	1.411	1.099	1.361	1.041
3	19	37					
17	19	275	1.140	0.970	1.231	1.063	0.929
27	28	918	0.726	0.681	0.703	0.672	0.924
2	8	42					
15	15	180	1.122	1.096	1.154	1.044	1.097
17	18	141	0.890	0.955	0.894	0.966	1.030
20	21	299	0.828	0.792	0.861	0.852	1.055
10	21	231	1.833	1.594	1.488	1.447	1.074
12	12	90	0.980	1.004	0.966	0.974	1.035
2	15	125	1.613	1.899	1.551	1.832	1.040
18	23	200	1.081	1.054	1.104	1.066	0.997
13	13	242	0.557	0.571	0.503	0.565	1.010
17	30	292	1.156	1.132	1.135	1.170	1.013
25	27	1109	0.717	0.664	0.766	0.732	0.966
10	10	92	0.922	0.837	0.947	0.850	0.988
11	11	287	0.985	0.891	1.020	0.919	0.945

8	19	243	1.788	1.674	1.551	1.524	1.072
8	8	71	1.577	1.594	1.355	1.307	1.037
14	14	124	0.960	0.837	0.942	0.867	1.074
5	5	49	0.681	0.624	0.750	0.682	0.952
7	7	59	0.768	0.794	0.721	0.725	1.143
35	36	607	0.846	0.820	0.811	0.793	0.988
17	17	288	0.519	0.511	0.575	0.548	0.950
23	23	193	0.946	0.951	0.901	0.934	1.007
3	3	8	1.417	1.464	1.409	1.436	1.023
11	11	128	0.771	0.780	0.806	0.797	0.964
6	6	66	0.475	0.469	0.475	0.468	1.029
12	12	121	1.168	1.124	1.170	1.124	0.997
19	19	462	0.798	0.728	0.857	0.783	0.938
18	18	257	0.675	0.698	0.660	0.687	0.975
22	22	386	1.110	1.027	1.167	1.084	0.952
17	17	199	1.088	1.072	1.130	1.037	0.981
19	19	156	1.056	1.069	1.013	0.990	1.020
13	13	197	0.918	0.872	0.960	0.907	0.972
12	12	80	0.732	0.793	0.730	0.693	1.030
15	24	272	1.101	1.118	0.983	1.070	1.079
18	19	250	0.980	0.968	1.048	0.991	0.974
18	18	201	0.756	0.752	0.718	0.724	1.038
15	18	112	1.300	1.271	1.160	1.218	1.052
3	6	35	1.386	1.013	1.241	0.901	1.086
7	7	106	0.914	0.853	0.849	0.871	0.984
16	16	90	1.106	1.157	1.063	1.196	1.041
13	13	156	0.599	0.589	0.576	0.590	0.972
12	12	82	1.032	1.028	0.943	1.001	1.034
53	53	469	1.367	1.344	1.267	1.310	1.013
14	14	150	0.725	0.763	0.633	0.678	0.993
10	10	75	0.711	0.709	0.698	0.773	1.028
31	31	238	1.375	1.272	1.292	1.174	1.047
22	26	246	1.031	0.983	1.024	0.975	1.025
7	7	62	0.756	0.806	0.811	0.813	0.978
8	8	84	1.094	1.271	1.065	1.117	1.003
9	9	106	0.561	0.600	0.520	0.578	1.054
38	38	314	1.509	1.421	1.410	1.448	1.018
7	7	70	1.268	1.173	1.177	1.149	1.060
13	14	153	0.801	0.871	0.770	0.815	1.073
6	6	45	0.979	1.023	0.907	0.960	1.081
34	34	334	0.985	0.976	0.995	0.963	0.982
6	6	116	0.958	0.920	1.163	1.050	0.912
8	8	73	0.666	0.627	0.626	0.613	0.962
17	17	173	1.059	1.027	1.116	1.027	1.041
6	6	39	1.312	1.404	1.811	1.667	1.069
3	5	21	1.090	1.630	0.911	1.367	1.197
21	21	269	0.891	0.874	0.913	0.889	0.987
11	11	78	0.752	0.726	0.782	0.809	0.968
3	3	11					
14	14	192	0.874	0.862	0.845	0.867	1.004
5	5	23	0.399	0.387	0.392	0.382	1.018
12	12	99	0.906	1.002	0.889	0.915	1.046
9	21	183	1.782	1.677	1.685	1.644	1.024
6	6	50	1.226	0.946	1.178	1.131	1.063

4	4	15	0.659	1.078	0.616	0.926	1.035
14	14	141	0.644	0.668	0.586	0.617	1.083
6	6	59	0.858	0.893	0.932	0.865	1.011
13	13	74	0.835	0.887	0.809	0.897	0.980
4	7	87	0.961	1.001	1.116	1.059	0.869
11	11	58	1.012	0.930	0.822	0.926	0.964
5	19	196	2.595	2.715	2.387	2.102	1.050
11	11	74	1.163	1.328	1.175	1.163	1.039
8	8	27	0.797	0.772	0.893	0.724	1.002
6	6	54	0.940	1.019	1.050	1.029	0.888
7	7	52	1.560	1.429	1.547	1.580	0.925
8	8	62	1.176	1.100	1.271	1.165	0.971
8	8	115	0.834	0.788	0.836	0.796	0.941
3	3	11	5.624	4.430	5.148	4.072	1.092
8	8	59	1.597	1.422	1.425	1.369	1.030
8	8	66	0.873	0.913	0.906	0.893	0.987
10	10	112	0.674	0.646	0.678	0.661	0.997
5	5	92	0.798	0.778	0.770	0.800	0.992
9	9	106	0.950	0.991	1.062	1.001	1.042
4	4	21	0.469	0.467	0.466	0.466	1.007
11	11	120	0.613	0.620	0.617	0.573	1.006
24	24	196	1.202	1.129	1.214	1.139	1.012
15	15	112	1.039	1.043	1.105	1.115	0.938
15	15	134	0.887	0.848	0.910	0.876	0.990
4	4	34	0.645	0.686	0.642	0.649	1.003
19	19	142	1.282	1.250	1.255	1.195	0.993
37	37	357	2.645	2.348	2.555	2.321	1.012
5	6	37	0.860	0.666	0.914	0.862	0.945
14	16	126	1.480	1.384	1.539	1.440	1.021
9	9	63	1.259	1.198	1.240	1.164	1.027
6	6	28	1.655	1.586	1.612	1.551	1.026
15	15	195	0.911	0.887	0.904	0.873	1.022
15	15	164	0.970	0.911	0.990	0.951	0.999
6	6	37	0.740	0.735	0.696	0.679	1.032
2	2	7	1.550	1.361	1.857	1.574	0.860
7	7	19	0.813	0.755	0.907	0.846	0.895
4	4	23	1.288	1.191	1.259	1.118	1.008
8	9	116	0.978	0.979	0.921	0.977	1.008
2	2	17	1.840	1.298	1.866	1.321	0.986
14	14	53	1.206	1.149	1.103	1.186	1.005
2	2	6	1.155	1.033	1.226	1.216	1.053
9	9	41	0.859	0.818	0.899	0.899	0.955
6	6	78	0.755	0.741	0.772	0.736	1.008
1	8	12					
19	19	111	1.343	1.351	1.356	1.286	1.007
6	6	22	1.143	1.192	1.296	1.197	0.897
13	13	71	1.297	1.148	1.214	1.149	0.996
4	4	25	0.851	0.989	0.785	0.795	1.162
10	10	42	1.342	1.420	1.263	1.371	1.059
7	7	115	1.132	1.032	1.144	1.048	0.986
3	3	41	0.889	0.968	0.803	0.823	0.979
8	8	81	1.238	1.223	1.273	1.307	1.041
8	8	50	1.079	1.134	0.990	0.916	1.055
5	5	26	0.606	0.559	0.743	0.688	0.826

5	5	22	1.041	1.073	1.040	0.998	1.073
5	5	53	1.203	1.203	1.238	1.242	0.940
22	22	200	1.148	1.108	1.177	1.158	1.005
5	5	42	0.825	0.770	0.821	0.770	1.011
4	4	144	1.443	1.286	1.497	1.317	0.939
4	4	17	1.279	1.268	1.187	1.181	1.077
2	4	15	1.076	1.195	1.129	1.257	0.953
6	15	221	1.341	1.324	1.289	1.264	0.999
15	15	86	0.673	0.722	0.700	0.644	1.079
5	6	18	1.000	0.922	0.934	0.864	1.071
7	7	54	0.990	0.937	0.966	0.960	1.025
4	4	28	1.326	1.233	1.240	1.175	1.043
2	2	29	1.200	1.199	1.105	1.108	1.086
5	5	34	1.540	1.546	1.412	1.409	1.085
8	8	120	0.740	0.719	0.748	0.738	1.008
13	13	103	0.852	0.822	0.780	0.782	1.073
11	11	73	0.957	0.974	0.973	0.969	0.956
4	4	26					
11	11	51	1.178	1.051	1.249	1.170	0.955
6	6	48	0.755	0.729	0.766	0.767	0.939
7	7	27	1.045	0.859	0.963	1.115	0.940
4	4	19	0.916	1.040	0.937	1.068	0.966
9	9	153	1.881	1.532	2.188	1.783	0.884
3	3	46	0.766	0.737	0.770	0.700	1.022
4	4	19	1.318	0.978	1.134	0.913	1.147
2	2	4	1.429	1.636	1.319	1.516	1.083
2	2	8					
2	2	7	1.382	1.326	1.607	1.604	0.814
5	5	73	0.530	0.558	0.531	0.567	1.014
9	9	91	0.731	0.658	0.670	0.632	1.021
4	4	16	0.982	1.000	0.978	1.004	1.110
15	15	116	0.921	0.990	0.847	0.887	1.017
3	3	16	11.855	5.169	12.512	5.531	0.952
13	13	56	1.268	1.226	1.405	1.215	0.979
2	2	4					
21	21	104	1.083	1.126	1.036	1.177	0.960
13	13	76	1.130	1.023	1.058	0.999	1.068
2	2	2					
8	8	59	1.053	1.227	1.038	1.050	1.014
3	3	37	0.637	0.623	0.648	0.627	0.991
2	2	18	1.175	1.134	1.171	1.136	0.998
18	18	178	0.901	0.907	0.954	0.940	1.039
5	9	60	1.391	1.334	1.490	1.401	0.965
6	6	17	1.366	1.438	1.369	1.564	0.923
9	9	56	1.041	0.925	0.972	0.897	1.095
4	5	53	0.851	0.870	0.794	0.815	1.033
9	9	60	1.020	0.919	1.040	0.991	0.963
7	7	105	1.692	1.516	1.734	1.551	0.960
8	8	164	0.675	0.611	0.662	0.619	0.990
6	6	63	0.884	0.988	1.034	1.009	1.079
6	6	34	0.753	0.805	0.803	0.809	0.938
12	12	109	1.202	1.164	1.063	1.133	1.015
10	10	34					
9	9	54	0.934	0.858	0.874	0.815	1.027

2	2	4						
25	25	155	1.277	1.286	1.214	1.261	1.019	
3	3	12	1.436	1.320	1.306	1.205	1.099	
5	5	28	1.175	1.177	1.115	1.121	1.054	
2	3	9						
2	2	12	1.520	2.049	1.230	1.664	1.236	
4	4	13	0.579	0.536	0.562	0.521	1.031	
2	2	6						
4	5	61	0.771	0.896	0.752	0.792	0.991	
2	2	5						
1	2	6						
4	9	65	1.164	1.333	0.899	1.001	1.336	
4	4	22	1.358	1.238	1.293	1.183	1.050	
1	3	3						
4	4	9	0.863	0.929	0.964	0.883	0.954	
8	8	55	1.174	1.094	1.112	1.082	0.976	
3	3	19	1.057	1.103	1.123	0.994	0.983	
2	2	4	1.140	1.227	1.195	1.290	0.954	
3	3	6	1.345	1.107	1.373	1.134	0.980	
3	3	18						
10	10	77	0.802	0.841	0.791	0.818	1.029	
10	10	78	0.949	0.896	0.858	0.808	1.050	
14	14	131	0.909	0.921	0.896	0.914	1.006	
4	4	28	0.696	0.703	0.727	0.728	0.957	
3	3	19	0.902	0.869	0.904	0.846	0.997	
6	6	31	1.023	1.030	0.965	0.940	1.027	
5	5	36	0.866	0.823	0.874	0.834	1.032	
2	2	2	0.480	0.465	0.872	0.848	0.551	
3	3	13	0.804	0.809	0.659	0.740	1.108	
8	8	46	0.799	0.744	0.808	0.790	0.946	
4	4	31	1.234	1.126	1.340	1.223	0.949	
4	5	12	1.204	1.207	1.161	1.168	1.037	
3	3	9						
7	7	59	0.921	0.931	0.914	0.933	1.017	
5	5	40	0.928	0.928	0.960	0.964	1.018	
9	9	58	0.843	0.942	0.948	1.024	1.049	
9	9	43	1.533	1.476	1.503	1.342	1.028	
3	3	12						
8	8	241	1.072	0.996	1.110	1.028	0.950	
5	5	12	1.317	1.265	1.312	1.278	1.015	
3	8	34						
4	4	64	0.772	0.746	0.724	0.743	1.008	
4	4	11	1.043	1.010	0.918	0.893	1.136	
5	5	25	0.819	0.735	0.771	0.711	0.987	
6	6	27	0.883	1.006	1.036	1.134	0.896	
3	3	15						
10	10	81	1.306	1.224	1.325	1.259	0.946	
5	5	42	1.051	0.949	1.049	1.025	0.979	
7	7	38	0.866	0.880	0.863	0.905	0.940	
7	7	41	0.876	0.774	0.742	0.652	1.112	
2	2	11	1.029	1.045	1.003	1.022	1.026	
3	3	8	1.633	1.649	1.251	1.268	1.305	
14	14	64	1.039	0.980	1.070	0.991	0.999	
2	2	6						

4	4	24	0.797	0.775	0.769	0.751	1.036
3	3	25	0.779	0.842	0.634	0.831	1.061
11	11	49	0.819	0.883	0.849	0.820	1.085
7	7	29	0.913	1.064	0.759	0.888	1.094
5	5	22	0.923	0.971	0.946	1.057	0.923
6	6	59	0.824	0.874	0.730	0.786	1.048
4	4	57	0.841	0.768	0.855	0.806	0.964
2	2	20	0.992	1.114	0.964	1.079	1.068
2	2	6					
7	7	31					
4	4	10	1.197	1.165	1.042	1.018	1.020
5	5	24					
3	3	12	0.709	0.812	0.661	0.759	1.073
11	11	70	0.692	0.700	0.750	0.778	0.997
6	6	23	1.372	1.262	1.545	1.428	0.888
2	4	8					
14	14	59	1.028	1.055	1.155	1.181	0.954
3	3	10	0.813	0.814	0.928	0.932	0.876
3	3	7					
2	3	12					
5	5	39	0.992	0.914	0.977	0.936	1.033
2	2	19	1.201	1.134	1.230	1.111	0.980
3	3	16	0.933	0.878	0.920	0.856	1.014
5	5	32	0.983	0.990	1.052	0.984	0.980
5	5	20	0.860	0.858	0.853	0.854	1.009
4	4	52	1.114	1.078	1.246	1.195	0.908
2	2	8					
5	5	23	0.948	0.975	0.956	0.986	0.992
9	9	47	0.848	0.708	0.927	0.712	1.035
3	3	15	0.950	0.942	0.963	1.007	1.000
4	4	41	1.236	0.980	1.190	1.006	1.047
10	10	65	1.147	1.076	1.234	1.088	1.001
4	4	41	1.322	1.324	1.437	1.309	1.001
3	3	16	1.580	1.508	1.470	1.373	0.998
2	3	5	0.783	0.835	0.774	0.829	1.049
24	24	160	1.483	1.553	1.673	1.628	0.998
3	3	6	1.408	1.289	1.433	1.317	0.983
3	3	6	1.622	1.597	1.039	1.099	1.458
7	7	51	0.727	0.894	0.652	0.780	1.025
3	3	26	1.380	1.227	1.380	1.318	0.934
2	2	8					
3	3	19	1.411	1.430	1.519	1.542	1.006
8	8	27					
2	2	4	1.386	1.327	1.446	1.390	0.959
2	2	11	1.179	1.084	1.209	1.127	0.988
4	4	24	1.115	1.160	1.163	1.191	1.032
4	4	38	2.091	1.891	2.193	2.023	0.954
2	2	5					
3	3	16	0.725	0.694	0.716	0.688	1.012
3	3	6					
3	3	8					
2	2	8					
2	2	4					
3	3	13					

2	2	5	0.722	0.716	0.786	0.782	0.919
3	3	11	1.057	1.083	0.904	1.096	0.992
2	2	2					
2	2	5	2.655	1.793	2.846	1.929	0.933
2	3	30	1.080	1.121	0.910	0.998	1.110
2	2	3					
3	3	26	0.802	0.852	0.769	0.806	1.043
2	2	6	1.273	1.244	1.259	1.234	1.012
4	5	26	0.982	0.903	0.913	0.895	0.925
3	3	23	0.545	0.528	0.557	0.530	1.000
5	5	31	0.884	0.916	0.888	0.923	0.996
10	10	52	1.511	1.500	1.601	1.625	0.942
2	2	4					
2	2	4					
3	3	31	0.946	1.181	0.959	1.059	1.082
2	2	12	1.230	1.161	1.095	1.038	1.123
2	2	4					
2	2	4	1.378	0.918	1.351	0.882	1.045
5	5	15	0.776	0.848	0.671	0.737	1.156
2	2	4					
2	2	6	0.710	0.689	0.610	0.595	1.163
3	3	6	0.868	0.954	0.779	0.859	1.114
2	2	6	1.255	0.942	1.398	1.160	0.810
3	3	14	1.296	1.303	1.265	1.276	0.941
9	9	36					
2	2	5	1.066	1.056	0.994	0.988	1.073
2	2	4	1.597	1.264	1.357	1.078	1.177
4	4	23	1.564	1.977	1.425	1.424	1.347
2	2	5	1.112	1.036	0.996	0.931	1.117
2	2	3	0.847	0.873	0.735	0.831	1.188
3	3	15	0.756	0.760	0.838	0.832	0.987
3	3	14	0.592	0.621	0.529	0.556	1.119
3	3	6	0.872	0.899	0.795	0.823	1.097
13	13	50	1.035	1.075	1.002	1.019	1.058
2	2	8					
6	6	41	1.013	0.948	1.041	0.929	1.009
2	2	4					
3	3	7	1.093	1.217	1.344	1.501	0.874
4	4	10					
2	2	4					
4	4	11	1.228	1.134	1.408	1.242	0.942
2	2	9	0.952	0.956	1.034	1.042	0.921
2	2	6	0.951	0.934	1.016	0.926	0.936
2	2	4					
4	4	10					
2	2	7	0.880	0.820	0.882	0.825	0.997
2	2	10					
2	2	7					
6	6	15					
2	2	4	1.334	1.202	1.411	1.276	0.945
2	2	44	2.694	2.215	2.572	2.331	0.951
3	3	8	0.960	1.063	1.171	1.153	0.925
15	15	80	1.079	1.104	1.130	1.105	1.003
4	4	12					

6	6	11	1.231	1.108	1.265	1.142	0.973
3	3	8					
2	2	8	1.034	1.199	0.978	1.139	1.057
3	3	30	1.283	1.500	1.459	1.414	0.934
2	2	10	1.292	1.355	1.128	1.198	1.103
7	7	121	1.322	1.227	1.400	1.221	1.002
2	2	2					
8	8	31	1.757	1.513	1.732	1.448	0.999
3	3	16	1.000	0.937	0.983	0.924	1.018
4	4	22	0.888	0.937	0.966	1.023	0.981
2	2	4					
4	4	27	1.152	1.076	1.232	1.156	0.935
3	3	11	1.136	1.010	1.531	1.489	0.770
2	2	4	1.790	2.107	1.301	1.537	1.376
2	2	2	0.337	0.321	0.343	0.328	0.983
4	5	16					
2	2	9					
2	2	2					
2	2	18	1.781	1.576	1.573	1.623	1.132
2	2	10					
2	2	3					
2	2	4	0.817	1.016	0.642	0.802	1.272
2	2	2					
3	3	8					
2	2	14	1.248	1.254	1.236	1.247	1.010
2	2	6					
4	4	45	0.633	0.565	0.683	0.608	0.908
3	3	7	1.260	1.092	1.300	0.992	0.969
2	2	3	0.920	0.901	1.195	1.175	0.770
3	3	5					
2	2	4	1.896	1.514	1.880	1.507	1.009
2	3	18	1.024	0.926	1.017	0.928	1.011
2	2	5					
4	4	18	0.967	0.897	0.923	0.859	1.048
2	2	4					
3	3	10	1.436	1.066	1.213	1.080	1.326
5	5	22	0.934	1.112	0.953	1.010	1.001
3	3	6					
7	7	21	0.961	0.945	0.904	0.920	1.063
11	11	61	1.622	1.721	1.532	1.530	1.025
2	2	23	1.148	0.944	1.127	0.994	0.987
2	2	9	1.116	1.343	1.349	1.628	0.828
2	2	8					
3	3	15					
2	2	2	0.809	0.769	0.873	0.832	0.927
2	2	2	1.581	1.603	1.417	1.442	1.116
1	2	3	0.761	0.680	0.779	0.698	0.977
2	2	5					
2	2	7	0.685	0.673	0.671	0.685	0.986
2	2	27	0.687	0.607	0.729	0.646	0.944
2	2	2	1.073	0.978	0.982	0.898	1.093
2	2	5					
5	5	20	1.361	1.524	1.026	1.152	0.917
2	2	23	0.664	0.662	0.643	0.644	1.032



3	3	14						
2	2	9						
2	2	6						
1	2	2						
2	2	2						
2	2	2						
2	3	3						
2	2	2						
2	2	6	1.166	1.145	1.105	1.090	1.055	
1	2	2						
1	2	6						
2	2	5						
3	3	17	1.134	1.245	0.990	1.091	1.146	
3	3	5						
2	2	12	1.092	0.994	1.000	0.914	1.092	
2	2	2	1.437	1.406	1.119	1.098	1.285	
7	7	34	1.418	1.251	1.436	1.271	0.988	
2	2	7						
6	6	12	1.123	1.120	1.125	1.126	0.998	
2	2	4						
2	2	4						
2	2	6						
2	2	2	1.197	1.088	1.098	1.002	1.090	
2	2	2						
2	2	2						
2	2	2						
4	4	14	0.841	0.738	0.940	0.850	0.894	
2	2	2						
2	2	4						
2	2	3						
2	2	6	1.677	1.483	1.731	1.536	0.969	
2	2	2	1.174	1.165	1.089	1.084	1.079	

0.970	0.912	0.972	0.900	0.976	0.967	1.039	0.750
1.018	1.214	1.313	1.305	1.364	0.994	1.000	1.248
0.858	1.182	1.310	1.218	1.350	0.993	1.054	1.376
0.969	1.150	1.213	1.170	1.200	0.984	0.989	0.915
0.935	1.099	1.046	1.016	1.026	0.991	1.027	0.984
0.993	0.808	0.889	0.852	0.945	0.924	1.081	0.826
0.967	0.946	0.997	0.996	1.065	0.954	1.048	1.098
1.002	0.979	1.063	1.000	1.051	1.006	1.034	1.205
0.847	1.190	1.269	1.196	1.347	0.972	1.061	1.287
1.063	1.148	1.257	1.258	1.381	0.918	1.077	
0.974	<b>0.393</b>	<b>0.410</b>	<b>0.422</b>	<b>0.472</b>	0.883	1.051	<b>0.392</b>
1.012	0.996	1.039	1.033	1.049	0.972	0.994	0.781
0.998	1.010	1.060	1.017	1.049	0.979	1.027	1.024
0.965	1.310	1.337	<b>1.515</b>	1.163	1.120	0.711	1.281
0.969	0.809	0.925	0.879	0.996	0.946	1.083	1.010
1.030	0.869	0.940	0.897	0.935	0.981	1.054	1.038
0.981	<b>1.509</b>	<b>1.543</b>	1.493	<b>1.572</b>	0.978	1.040	0.940
0.925	0.795	0.878	0.834	0.944	0.937	1.094	0.718
0.964	1.290	1.376	1.324	1.373	1.022	1.029	1.422
0.941	<b>0.456</b>	<b>0.501</b>	<b>0.503</b>	<b>0.568</b>	0.877	1.089	<b>0.578</b>
0.898	1.243	1.324	1.246	1.343	0.998	1.040	1.205
0.972	1.036	1.099	1.047	1.091	0.951	1.029	1.118
0.936	1.205	1.302	1.180	1.324	1.000	1.050	1.019
1.004	0.949	0.971	0.876	0.850	1.047	0.971	0.928
1.059	<b>0.644</b>	<b>0.601</b>	<b>0.604</b>	<b>0.623</b>	1.054	1.037	0.670
1.048	<b>0.407</b>	<b>0.418</b>	<b>0.438</b>	<b>0.499</b>	0.912	1.015	<b>0.535</b>
1.017	0.738	0.804	0.814	0.889	0.905	1.094	0.702
1.011	0.741	0.765	0.780	0.809	0.973	1.040	0.882
1.001	0.734	0.809	0.760	0.849	0.958	1.033	0.757
0.977	0.892	0.905	0.942	0.944	0.988	1.036	0.939
1.027	<b>0.538</b>	<b>0.543</b>	<b>0.552</b>	<b>0.571</b>	0.976	0.989	<b>0.653</b>
1.014	1.238	1.265	1.262	1.307	0.977	0.974	1.352
0.963	0.942	1.029	1.005	1.060	0.945	1.066	0.844
0.970	1.378	1.479	1.440	<b>1.514</b>	0.990	1.045	1.226
0.998	0.910	0.944	1.000	1.033	0.915	1.026	1.045
0.924	1.367	1.328	1.388	1.306	1.000	1.011	1.281
1.271							
							1.021
0.937	1.060	1.170	1.112	1.261	0.963	1.040	1.146
0.980	1.094	1.162	1.126	1.191	0.967	1.052	0.863
							1.032
0.945	0.882	0.949	0.888	0.930	0.990	1.037	1.010
1.078	0.832	0.856	0.823	0.899	0.962	1.010	0.827
1.003	0.852	0.911	0.921	0.980	0.964	1.037	1.011
0.940	1.628	1.502	1.459	1.341	1.102	0.981	0.851
1.045	0.864	0.867	0.758	0.807	1.067	1.006	0.845
1.213							1.101
1.029	0.947	0.988	1.014	1.049	1.008	1.012	1.027
1.055	0.733	0.791	0.747	0.779	0.999	1.038	0.701
1.011	1.118	1.086	1.054	0.982	1.096	0.962	1.171
0.983	0.769	0.808	0.768	0.851	0.951	1.067	0.711
1.008	0.745	0.862	0.734	0.825	0.988	1.021	0.834
0.942	1.420	1.650	1.551	1.706	0.952	1.064	1.072

0.958	1.879	1.909	1.832	1.769	0.916	1.000	0.721
1.016	1.101	1.123	1.094	1.112	1.027	0.990	0.971
0.980	0.809	0.854	0.819	0.850	1.048	0.968	0.872
1.015	0.921	0.925	0.910	0.932	1.001	1.014	0.856
1.131	0.822	0.847	0.828	0.878	1.003	0.994	0.721
0.978	0.764	0.839	0.809	0.852	0.953	1.039	0.802
0.957	0.557	0.621	0.632	0.670	0.904	1.020	0.726
1.017	0.904	0.865	0.946	0.864	1.012	0.937	1.074
1.049							
1.010	0.948	0.941	1.006	0.984	0.960	0.939	0.932
0.990	0.501	0.535	0.506	0.528	0.979	1.024	0.586
0.986	1.033	1.139	1.036	1.157	0.980	1.080	1.076
0.938	0.636	0.740	0.731	0.853	0.889	1.093	0.727
0.999	0.699	0.673	0.689	0.741	0.997	1.031	0.773
0.938	0.981	1.046	1.028	1.103	0.949	1.072	1.070
1.002	0.857	0.909	0.885	0.967	0.968	1.050	1.040
1.011	0.987	0.982	0.976	1.044	1.030	0.966	1.129
0.976	0.940	0.919	0.967	0.911	1.007	0.927	0.892
1.090	0.653	0.690	0.713	0.757	0.933	1.009	0.733
1.105	1.248	1.188	1.120	1.121	1.072	0.977	1.167
1.018	1.012	1.049	1.011	1.089	1.000	1.019	0.978
1.029	0.729	0.755	0.706	0.810	0.968	1.019	0.836
1.008	1.198	1.224	1.071	1.129	1.123	0.986	1.297
0.701							
1.061	0.827	0.903	0.883	0.926	0.992	1.023	1.020
1.052	1.165	1.105	1.116	1.009	0.960	0.905	1.186
0.994	0.571	0.623	0.607	0.661	0.947	1.065	0.735
1.080	1.200	1.229	1.180	1.176	1.038	0.992	0.953
1.029	1.885	1.871	1.804	1.831	1.075	0.981	1.552
1.070	0.901	0.928	0.851	0.906	1.025	1.016	0.707
1.026	0.707	0.650	0.635	0.684	1.118	1.022	0.827
0.958	1.312	1.303	1.273	1.205	1.019	0.957	1.003
0.989	1.943	1.864	1.879	1.790	1.016	0.929	1.106
0.982	0.826	0.837	0.812	0.820	0.998	1.031	0.912
1.058	1.020	0.988	0.934	0.955	1.043	1.022	1.107
1.118	0.535	0.479	0.499	0.493	1.095	0.987	0.515
0.997	1.044	1.068	1.050	1.104	1.006	1.007	1.152
0.962	1.057	1.106	1.169	1.042	1.037	0.982	0.880
1.079	0.768	0.769	0.828	0.778	0.980	0.922	0.909
1.022	1.005	0.984	1.079	0.970	1.022	0.949	1.170
1.013	1.067	1.094	1.089	1.079	1.029	0.986	1.093
0.984	0.977	0.924	0.905	0.860	1.032	0.908	0.980
1.015	0.646	0.720	0.714	0.791	0.935	1.092	0.892
0.995	1.139	1.108	1.109	1.065	1.039	0.969	1.144
1.043	1.114	1.142	1.067	1.116	1.010	0.980	1.136
1.541	1.282	1.097	0.989	0.849	1.303	0.842	1.097
0.996	0.919	0.935	0.943	0.955	0.990	0.981	1.009
0.973	0.836	1.061	0.876	0.927	1.105	1.021	0.977
	1.519	1.258	1.248	1.318	1.056	0.927	1.223
1.014	0.753	0.792	0.796	0.822	0.962	1.051	0.934
1.021	0.705	0.696	0.682	0.675	1.053	0.961	0.607
1.056	1.067	1.010	1.028	1.033	1.071	0.963	1.053
0.943	1.482	1.568	1.411	1.512	1.133	1.027	1.205
0.994	1.140	1.204	1.077	1.155	1.072	0.988	1.352

1.163	0.974	0.901	0.901	0.835	1.088	0.909	1.181
1.000	0.658	0.677	0.645	0.668	1.035	1.012	0.704
0.950	1.293	1.313	1.215	1.319	1.021	1.066	0.756
1.022	0.974	0.886	0.931	0.906	0.989	0.973	0.998
1.020	1.390	1.405	1.565	1.587	0.924	0.995	1.103
1.154	0.872	0.852	0.781	0.812	1.059	0.981	0.821
1.019	2.058	1.912	1.809	1.685	1.144	0.914	0.560
1.018	1.104	1.049	1.043	1.086	1.049	0.991	1.026
0.977	0.879	0.933	0.868	0.973	1.013	1.044	1.035
1.006	0.803	0.882	0.862	0.959	1.000	1.136	0.900
0.989	1.214	1.212	1.267	1.217	0.980	0.953	1.383
1.008	1.088	1.125	1.053	1.174	0.984	1.067	1.229
0.989	0.868	0.905	0.824	0.834	1.060	0.983	1.103
0.998							
1.005	1.198	1.091	0.996	0.896	1.080	0.983	1.121
0.980	1.007	1.059	0.953	1.013	1.013	1.035	0.864
0.969	0.869	0.902	0.885	0.944	0.993	1.051	0.937
0.987	0.897	0.974	0.849	0.968	1.043	1.072	0.826
1.000	1.217	1.250	1.224	1.192	1.032	0.992	1.031
1.027							0.700
1.013	0.721	0.747	0.759	0.766	0.976	0.989	0.834
0.990	1.063	1.002	1.044	1.059	0.955	0.900	1.000
1.015	0.971	1.000	0.958	1.024	0.993	1.025	1.082
0.999	0.764	0.825	0.793	0.854	0.959	1.056	0.877
1.038	0.645	0.660	0.658	0.671	1.012	1.001	0.710
0.973	1.254	1.165	1.309	1.137	1.009	0.907	1.220
0.895	1.463	1.509	1.401	1.473	1.051	0.988	1.644
0.954	0.519	0.524	0.773	0.581	0.909	0.837	0.766
1.025	1.288	1.206	1.199	1.152	1.088	0.972	1.610
1.002	1.205	1.369	1.341	1.447	0.912	1.124	1.436
0.988	1.210	1.354	1.141	1.280	1.066	1.101	1.073
1.019	0.806	0.888	0.851	0.919	0.972	1.067	1.121
0.951	0.814	0.831	0.844	0.911	0.944	1.029	0.986
0.983	0.828	0.877	0.886	0.895	0.935	0.991	0.839
0.878							
0.957							0.723
0.992	1.221	1.235	0.994	1.008	0.935	1.019	0.901
1.014	0.923	0.979	0.953	0.977	0.957	1.045	0.841
0.727	0.979	0.894	1.099	1.006	0.896	0.898	0.941
0.971	1.082	1.089	0.951	1.031	1.063	1.006	1.146
1.019							
0.933	0.846	0.870	0.913	0.910	0.961	1.040	0.963
1.024	0.945	1.003	0.984	1.042	0.967	1.051	1.095
0.941	1.384	1.337	1.249	1.305	1.021	0.989	1.315
0.939	1.073	1.119	1.075	1.000	1.128	0.913	1.208
0.982	0.939	0.900	1.026	0.980	0.905	0.945	1.187
1.092	0.835	0.840	0.860	0.859	1.081	0.981	0.819
1.090	1.485	1.348	1.359	1.242	1.091	0.908	1.466
0.920	0.909	0.946	0.956	0.988	0.950	1.039	1.098
1.000	1.138	0.963	0.856	0.956	1.118	1.025	0.924
0.953	1.163	1.248	1.164	1.273	0.978	0.965	1.455
1.036	0.944	0.760	1.122	0.950	0.820	0.973	1.144
0.951	0.985	1.117	1.038	1.153	0.941	1.124	0.718

0.977	1.441	0.996	1.291	0.895	1.123	0.680	0.958
0.996	1.179	1.133	1.221	1.160	0.967	0.952	1.134
0.987	1.058	1.079	1.028	1.047	1.027	1.009	1.108
0.981	0.695	0.818	0.794	0.926	0.899	1.069	0.961
0.927	1.120	1.148	1.172	1.210	0.950	1.052	1.084
1.022							0.942
1.144							
1.067	1.366	1.341	1.352	1.319	1.019	0.970	1.517
0.988	0.683	0.737	0.708	0.780	0.965	1.027	0.732
0.950							0.723
1.044	0.836	0.868	0.905	0.948	0.960	1.014	0.856
0.967	0.930	1.001	1.092	1.178	0.857	1.059	1.315
1.030	1.253	1.411	1.253	1.425	0.999	1.052	1.165
1.025	1.438	1.324	1.326	1.323	1.001	0.957	1.385
1.019	0.874	0.925	0.929	0.999	0.965	1.007	0.864
1.009	0.722	0.832	0.728	0.834	0.989	1.012	0.740
1.016	1.138	1.146	1.029	1.059	1.015	1.096	1.021
	1.295	1.274	1.179	1.197	1.054	0.983	1.191
0.929	1.111	1.031	1.042	0.970	1.041	0.904	1.056
0.944	0.769	0.807	0.776	0.772	1.001	0.981	0.932
1.016	0.850	0.832	0.828	0.869	0.962	0.964	0.978
0.928							0.818
0.826	1.357	1.550	1.423	1.634	0.947	1.104	1.933
0.956	0.650	0.651	0.663	0.699	0.901	1.023	0.588
0.930	1.271	0.940	1.521	1.129	0.840	0.728	1.030
1.180							
							0.986
0.989							
1.032	0.658	0.720	0.679	0.671	0.940	1.069	0.561
0.991	0.775	0.750	0.814	0.811	0.962	0.976	0.760
1.019	0.516	0.524	0.502	0.511	1.034	0.999	
1.067	0.781	0.790	0.739	0.777	1.035	0.975	0.859
0.449							1.564
1.020	1.296	1.234	1.189	1.212	1.016	1.040	1.277
	1.556	1.394	1.515	1.361	1.033	0.882	
1.075	1.314	1.359	1.308	1.246	1.059	0.979	1.102
0.948	1.049	1.077	1.033	1.102	1.069	0.988	1.027
							1.505
1.024	0.766	0.870	0.830	0.921	0.959	1.024	0.883
1.008	0.919	0.968	0.935	0.988	0.988	1.037	0.969
0.996							1.016
1.000	1.544	1.645	1.554	1.524	1.020	1.007	0.953
0.931	0.913	0.889	0.904	0.826	1.016	0.897	1.118
1.151	1.052	1.324	0.993	1.253	1.065	1.238	1.179
0.974	0.938	0.907	0.942	0.908	0.983	0.951	0.937
1.093	0.878	0.796	0.863	0.686	0.988	0.886	0.635
0.977	0.954	1.050	0.975	1.006	1.053	0.973	1.125
0.867	0.907	0.792	0.746	0.855	0.948	1.060	1.669
0.968	0.840	0.858	0.877	0.978	0.946	1.122	0.666
1.068	0.762	0.775	0.731	0.784	0.964	1.040	0.913
1.001	0.803	0.806	0.836	0.786	1.011	0.987	0.689
0.983	1.244	1.162	1.150	1.111	1.075	0.988	1.239
	1.370	1.208	1.184	0.980	1.247	0.882	1.208
0.979	0.921	0.884	0.931	0.958	0.991	1.006	1.004

	0.767	0.783	0.785	0.803	0.984	1.004	
1.047	1.372	1.337	1.313	1.321	1.021	0.952	1.270
0.957							0.982
1.032	1.040	1.145	1.131	1.171	0.998	1.016	1.055
							1.199
1.389							1.425
0.953							0.871
	0.797	0.937	1.188	1.273	0.802	1.023	
1.017	0.954	0.965	0.905	0.874	1.073	0.994	1.111
	1.130	1.090	1.189	1.151	0.956	0.950	
	0.694	0.763	0.928	1.024	0.752	1.083	
1.144	1.062	1.034	1.040	1.031	1.005	0.974	1.159
0.940	1.556	1.633	1.370	1.498	1.099	1.047	1.391
1.011							0.731
0.979	1.056	1.153	1.120	1.226	0.989	1.054	1.150
1.127	0.810	0.768	0.818	0.729	1.142	0.882	
1.109							
0.849							1.011
	1.345	1.275	1.191	1.132	1.136	0.934	1.185
1.020	0.828	0.878	0.866	0.873	0.967	0.984	0.797
0.958	1.183	1.330	1.248	1.361	0.957	1.058	0.756
1.012	0.886	0.826	0.784	0.859	1.019	0.979	0.781
1.040	0.641	0.693	0.645	0.699	1.000	1.063	0.746
0.936	1.344	1.330	1.282	1.272	1.055	0.974	1.066
0.995	1.344	1.223	1.315	1.200	1.028	0.896	1.261
0.989	0.906	0.873	0.916	0.906	0.943	1.057	0.986
0.998							
1.143							0.847
1.014	0.602	0.612	0.595	0.606	1.035	1.022	0.764
1.010	1.214	1.198	1.261	1.249	0.968	0.972	1.194
1.034							1.003
							0.876
1.049	1.038	0.984	1.097	0.957	1.013	0.937	1.120
1.086	1.004	1.095	1.017	1.138	1.036	1.094	0.873
1.109	0.886	0.812	0.842	0.795	0.982	0.932	0.851
1.007	1.118	1.095	1.203	1.152	0.958	1.080	1.089
	1.133	1.094	0.962	0.967	1.099	0.966	0.783
0.966	1.018	1.103	1.048	1.165	0.996	1.064	0.979
0.991							
	1.327	1.251	1.128	1.067	1.183	0.928	1.231
1.057	0.824	0.821	0.863	0.830	1.006	0.960	0.851
0.998							0.822
1.090							0.790
1.057	0.943	0.894	0.868	0.826	1.092	0.934	1.034
	1.130	1.161	1.132	1.165	1.004	1.010	1.181
0.944	1.299	1.350	1.372	1.325	0.982	1.035	1.279
1.030	0.849	0.867	0.870	0.805	1.028	0.954	0.980
1.046	0.917	0.870	0.763	0.804	1.065	0.934	0.908
0.971	1.101	1.042	1.180	0.929	1.169	0.901	0.858
1.047							1.255
1.041							0.742
1.000	1.584	1.567	1.429	1.427	1.082	1.014	1.134
							0.973

1.003	0.697	0.781	0.639	0.684	1.058	1.060	0.759
1.076	1.161	1.144	1.115	1.145	1.007	1.044	1.107
0.993	0.988	0.928	0.906	0.971	1.029	0.976	0.824
1.180	1.079	1.012	0.896	0.843	1.211	0.923	0.701
0.928	1.210	1.317	1.120	1.231	1.070	1.035	0.978
1.094	0.873	0.936	0.885	0.926	1.009	1.058	0.928
0.975	0.953	0.847	0.909	0.881	1.010	0.925	0.874
1.073	0.885	1.103	0.968	1.210	0.919	1.226	0.869
							1.266
	0.684	0.662	0.674	0.655	1.064	1.006	0.715
1.003							0.956
	1.141	1.014	0.913	0.896	1.235	0.874	1.027
1.179							0.913
1.055	0.614	0.630	0.617	0.618	0.952	1.048	0.582
0.949							1.174
	0.943	0.915	0.984	0.958	0.963	0.955	
1.021	1.199	1.087	1.068	1.055	1.121	0.985	0.977
1.031							0.906
	0.941	0.719	1.019	0.754	0.928	0.811	1.118
							0.751
0.982	0.755	0.725	0.814	0.783	0.933	1.020	0.882
0.964	1.118	1.157	1.242	1.184	0.905	0.963	
0.970	0.964	0.953	0.931	0.883	1.041	0.914	
1.000	0.860	0.961	0.950	0.947	0.931	1.002	0.833
1.029	0.822	0.793	0.803	0.777	1.022	0.949	0.957
0.938	1.289	1.327	1.228	1.290	1.049	1.033	1.102
							0.677
1.059	0.990	1.040	1.019	1.074	1.003	1.027	0.952
1.017	1.348	1.308	1.249	1.143	0.974	1.043	0.699
1.023							1.063
0.939	1.117	1.015	1.118	1.038	0.944	0.995	1.272
0.930	1.115	1.094	1.089	1.125	1.007	0.964	1.362
0.950	1.095	1.089	1.138	1.200	0.983	0.977	1.200
0.984							1.318
1.013							
1.016	1.655	1.713	1.638	1.598	1.057	0.965	1.204
1.028							
1.050							
0.973	0.788	0.725	0.788	0.763	0.968	0.944	0.691
0.935	1.106	1.098	1.196	1.156	0.916	0.948	1.157
							1.086
1.057	1.269	1.352	1.171	1.224	1.060	1.026	1.314
	1.068	1.164	1.094	1.195	0.982	1.072	0.943
0.987							
0.966							
1.025	0.993	0.935	1.228	1.002	0.935	0.915	1.000
0.995	1.472	1.559	1.536	1.571	1.040	1.018	1.101
							1.380
0.987							0.717
	1.543	1.146	1.367	1.018	1.135	0.731	1.005
							0.816
							1.005
							1.579
	0.858	0.840	0.940	0.922	0.918	0.963	0.935

1.023							
1.056							
							1.145
0.696							
1.061	0.753	0.809	0.661	0.712	1.147	1.057	0.776
							0.986
1.085	0.901	0.715	0.800	0.636	1.133	0.780	0.836
1.007							
0.954	0.909	0.936	0.922	0.956	0.969	0.974	0.989
1.001	0.424	0.470	0.454	0.531	0.891	1.126	
1.068	1.177	1.209	1.181	1.159	1.052	0.979	1.472
0.917	1.333	1.271	1.343	1.284	0.999	0.938	1.264
							1.068
							0.938
1.160	0.995	1.012	0.983	1.002	1.018	1.000	1.615
1.015	1.258	1.165	1.131	1.050	1.119	0.911	
							1.291
0.939							
1.127	0.780	0.746	0.799	0.730	1.030	0.861	0.808
							1.009
1.001	0.556	0.558	0.821	0.624	0.997	0.988	
1.133							0.845
0.853							
1.036	0.776	0.897	0.927	1.074	0.842	1.137	1.110
	0.805	0.788	0.767	0.753	1.053	0.963	0.818
1.022							
0.816							
1.062	1.349	1.315	1.168	1.229	1.074	0.959	1.388
0.960							
1.179							
1.052	1.379	1.259	1.017	1.065	1.203	0.899	
1.080							0.615
1.063	1.275	1.287	1.196	1.211	1.072	0.993	
1.061	1.546	1.337	1.440	1.263	1.084	0.890	1.069
	1.050	1.311	1.227	1.536	0.861	1.229	
0.947	0.931	0.948	0.927	0.916	1.009	0.936	0.987
							0.738
1.011	1.242	1.352	1.143	1.248	1.092	1.071	
							1.003
							0.965
0.951							0.874
1.036	0.882	0.928	0.892	0.941	0.995	1.035	
0.936							
							1.130
							1.123
0.960							1.053
							1.145
							0.641
	1.620	1.426	2.007	1.773	0.811	0.866	1.119
0.929							
0.931	1.557	1.668	1.586	1.541	0.995	0.997	1.278
1.128	0.814	0.682	0.844	0.710	0.970	0.825	
0.983	0.971	1.021	1.026	0.998	1.017	0.997	0.893
							1.174



0.927							1.435
							0.815
1.195							1.165
1.081	1.042	0.943	0.904	0.723	1.081	0.890	1.220
1.091	1.029	0.972	0.981	0.929	1.055	0.929	
0.975	1.306	1.240	1.241	1.241	1.014	1.016	1.751
							0.919
0.947	1.475	1.688	1.458	1.486	1.054	1.029	1.241
0.965	0.823	0.844	0.837	0.861	0.988	1.009	1.151
1.046	0.367	0.342	0.397	0.372	0.928	0.987	0.419
							0.970
0.963	1.398	1.371	1.355	1.337	1.086	1.010	1.233
1.059							
1.213							
0.982							
							1.150
							0.963
0.857							1.113
	1.247	1.285	1.308	1.352	0.958	1.014	1.314
							0.976
1.282							
							1.092
	1.436	1.362	1.653	1.573	0.873	0.934	1.206
1.036							
	0.630	0.640	0.630	0.641	1.006	0.999	0.611
0.913	0.665	0.781	0.726	0.848	0.958	1.135	0.719
1.138							1.381
1.010							
							1.051
0.823							
0.929	0.939	0.897	0.931	0.891	1.014	0.939	
	0.634	0.665	0.622	0.671	1.065	0.902	
0.956	0.686	0.693	0.737	0.746	0.937	0.993	0.540
							1.055
0.916							1.185
1.016	1.128	1.004	1.044	0.996	1.051	0.963	1.177
							1.132
1.004							1.178
0.969	1.290	1.155	1.212	1.088	1.070	0.946	0.915
0.906	1.022	1.002	1.011	1.011	1.017	0.982	1.467
1.150							
	1.004	1.018	1.046	1.113	1.039	0.903	
	0.969	0.936	0.995	0.965	0.979	0.951	0.920
0.979							
1.045							
0.920							
							0.710
1.113							
0.910	0.866	0.764	0.768	0.708	1.079	0.904	0.837
0.940							
							0.799
1.155	1.520	1.547	1.635	1.669	0.935	1.002	1.246
1.028	0.710	0.649	0.762	0.699	0.937	0.899	0.551

	1.314	1.275	1.312	1.439	1.007	0.971	0.908
	1.221	0.981	1.147	0.924	1.070	0.790	1.022
	1.142	1.090	1.119	1.071	1.026	0.939	
							1.255
	0.762	0.759	0.789	0.788	0.971	0.980	
							0.795
1.013							1.186
	0.630	0.704	0.596	0.668	1.063	1.100	
							0.633
							0.745
1.131	1.100	1.096	1.093	1.092	1.012	0.980	1.197
							1.493
0.939	1.459	1.245	1.044	0.894	1.405	0.840	0.993
1.008							
1.013	0.933	0.854	0.963	0.869	0.974	0.880	1.171
							1.014
1.028							1.035
							1.344
	0.461	0.445	0.544	0.526	0.853	0.948	
							1.340
0.937							
							1.413
							1.106
0.978	1.074	0.993	0.860	0.798	1.256	0.910	0.719
	0.518	0.532	0.462	0.476	1.128	1.010	
							1.500
							1.644
0.912							
1.023							

0.827	0.791	0.822	1.027	0.998	1001.60	83.22
1.331	1.207	1.241	1.045	1.057	150.39	57.72
1.480	1.223	1.409	1.090	1.134	3204.72	59.62
0.885	0.922	0.887	1.022	0.982	1351.69	51.78
1.012	0.954	0.936	1.067	1.020	1511.06	57.07
0.829	0.737	0.753	1.085	1.044	1688.35	59.86
1.089	1.006	1.042	1.058	1.012	4065.48	56.36
1.268	1.152	1.259	1.039	1.025	522.78	52.24
1.328	1.158	1.275	1.050	1.063	2831.70	52.57
					142.11	37.72
<b>0.402</b>	<b>0.351</b>	<b>0.373</b>	1.098	1.028	815.26	43.72
0.723	0.790	0.777	0.999	0.971	782.95	42.69
1.017	0.956	0.983	1.037	1.044	825.42	47.04
<b>1.647</b>	0.993	1.171	1.188	1.273	938.93	41.24
1.037	0.928	0.988	1.067	1.053	2729.98	47.01
1.067	0.984	1.017	1.019	1.028	1132.40	41.85
0.938	0.884	0.906	1.036	1.021	3488.28	46.32
0.721	0.784	0.683	1.122	1.051	411.23	50.00
1.470	1.354	1.431	1.033	1.060	2463.79	49.08
<b>0.606</b>	<b>0.578</b>	<b>0.589</b>	1.010	1.014	2183.03	48.79
1.263	1.125	1.211	1.023	1.054	2513.18	43.79
1.188	1.052	1.125	1.055	1.057	1269.60	38.89
1.015	0.950	1.042	1.132	1.054	1111.35	34.74
0.857	0.927	0.919	1.000	0.975	781.73	37.39
<b>0.629</b>	<b>0.660</b>	<b>0.617</b>	1.046	0.946	396.48	38.28
<b>0.532</b>	<b>0.554</b>	<b>0.527</b>	1.019	0.975	908.74	44.28
0.729	0.700	0.720	1.075	1.060	669.28	43.89
0.917	0.850	0.894	1.032	1.030	327.65	43.23
0.800	0.748	0.803	1.018	1.061	1060.06	38.99
1.019	0.921	0.967	1.014	1.043	744.55	33.83
<b>0.650</b>	<b>0.640</b>	<b>0.625</b>	0.964	0.965	397.54	37.08
1.384	1.373	1.414	1.019	0.973	439.20	32.23
0.814	0.771	0.806	1.066	1.036	1372.94	33.72
1.266	1.218	1.246	1.030	1.051	1784.56	41.57
1.165	1.018	1.123	1.059	1.086	76.88	25.84
1.440	1.240	1.324	1.068	0.991	476.23	37.13
					37.96	40.91
1.066	1.010	1.060	1.011	1.034		
1.109	1.107	1.100	1.032	1.035	690.43	31.64
0.876	0.783	0.799	1.059	1.031	2076.45	30.28
1.162	0.910	1.032	1.132	1.116		
1.021	0.995	0.994	1.056	1.032	476.78	33.70
0.816	0.861	0.858	0.977	0.985	437.66	26.68
1.061	0.953	0.995	1.026	1.039	736.90	32.19
0.899	0.935	0.891	0.937	0.984	705.21	30.51
0.757	0.924	0.832	0.910	0.929	166.96	25.21
1.207	0.968	1.067	1.137	1.085	613.83	30.79
1.026	1.102	1.115	0.933	0.971	705.53	27.09
0.690	0.751	0.666	1.022	0.983	701.77	36.03
1.193	1.122	1.205	1.025	1.042	860.10	34.02
0.716	0.688	0.712	1.053	1.021	2552.82	34.92
0.819	0.748	0.743	1.035	1.003	283.98	30.68
1.175	1.053	1.089	1.060	1.073	726.38	32.33

0.623	0.663	0.602	1.010	0.951	567.58	28.12
1.006	0.956	0.985	1.048	1.010	321.15	21.84
0.820	0.891	0.923	0.991	0.933	468.41	27.46
0.841	0.788	0.790	1.047	0.934	92.01	25.95
0.736	0.692	0.662	1.053	0.985	62.16	27.49
0.786	0.744	0.755	1.044	0.993	1356.32	32.54
0.762	0.640	0.674	1.100	1.052	704.20	28.94
1.039	1.179	1.108	0.947	0.977	682.58	25.77
					71.64	34.07
0.961	0.883	0.924	1.043	1.028	274.73	25.97
0.623	0.597	0.599	1.019	1.011	158.18	29.55
1.067	1.030	1.084	1.035	1.020	473.45	29.65
0.753	0.684	0.709	1.081	1.002	1358.38	31.93
0.724	0.757	0.733	1.001	0.996	1246.53	30.06
1.109	0.999	1.039	1.065	1.057	1346.21	27.92
1.116	1.068	1.062	1.044	1.027	781.37	29.68
1.122	1.136	1.109	0.993	0.974	346.63	18.38
0.890	0.972	0.923	0.974	0.966	512.93	26.00
0.681	0.795	0.719	0.989	0.983	424.96	18.68
1.259	1.235	1.251	0.959	0.977	617.77	21.30
0.977	0.923	0.957	1.029	1.028	971.61	26.98
0.843	0.821	0.815	1.038	0.987	799.81	26.70
1.318	1.299	1.378	0.960	1.022	556.51	25.38
					271.11	28.98
1.081	1.038	1.015	1.067	0.998	228.49	24.80
1.088	1.252	1.215	0.944	0.936	216.78	21.40
0.749	0.664	0.692	1.092	1.004	233.33	16.93
0.973	1.036	0.999	0.952	0.958	161.76	22.70
1.597	1.496	1.616	1.004	1.054	1238.82	21.50
0.747	0.661	0.690	0.984	1.027	475.05	20.57
0.779	0.806	0.707	0.992	0.937	271.12	20.91
0.960	1.042	1.019	0.987	0.968	667.30	20.53
1.066	1.092	1.109	1.046	1.004	594.48	13.48
0.960	0.951	0.985	1.039	1.013	99.27	27.56
1.152	1.084	1.091	1.085	1.045	254.96	18.26
0.492	0.564	0.528	0.910	0.943	82.63	20.52
1.211	1.133	1.172	1.030	1.012	1068.15	22.71
0.920	0.926	0.957	1.000	1.020	144.54	11.51
0.898	0.936	0.913	0.988	0.949	345.97	18.47
1.206	1.087	1.195	1.022	1.082	183.71	24.11
1.118	1.031	1.082	1.055	1.019	725.00	18.86
0.923	1.131	1.037	0.863	0.933	293.77	20.59
0.914	0.824	0.899	1.051	1.027	343.49	26.47
1.141	1.089	1.168	1.033	1.050	442.75	20.74
1.107	1.182	1.158	0.960	0.991	135.18	26.14
1.123	1.050	1.118	0.988	1.014	30.26	10.50
1.005	0.991	1.042	0.986	0.993	557.21	21.86
0.835	1.061	1.007	1.009	0.922	339.00	22.06
1.160	1.309	1.248	0.934	0.939		
1.010	0.862	0.919	1.124	1.077	572.07	23.81
0.564	0.688	0.644	0.901	0.972	53.01	13.54
1.011	1.033	1.038	1.024	1.013	266.88	16.86
1.099	1.165	1.099	0.996	0.961	516.42	25.25
1.428	1.443	1.500	0.947	1.055	139.85	25.24

1.095	1.413	1.319	0.835	0.918	70.27	25.14
0.714	0.712	0.723	1.077	0.994	351.93	17.74
0.675	0.850	0.763	0.889	0.883	166.42	25.00
0.932	0.899	0.944	0.980	0.996	223.15	15.79
1.138	1.122	1.164	0.983	1.021	269.56	21.22
0.785	0.873	0.807	0.925	0.926	118.75	13.72
0.502	0.634	0.572	0.914	0.899	553.82	21.28
1.137	1.077	1.112	0.999	1.033	181.95	16.48
1.065	1.196	1.115	0.984	0.989	168.60	14.22
0.947	0.910	0.963	0.987	1.056	149.84	22.08
1.309	1.317	1.344	0.964	1.060	123.60	17.99
1.353	1.102	1.062	1.059	1.026	85.86	17.65
1.123	1.072	1.128	1.002	1.036	525.60	23.62
					130.83	23.53
1.068	1.191	1.169	0.959	0.992	227.39	18.97
0.875	0.803	0.878	1.037	1.022	192.89	21.45
0.937	0.902	0.911	1.063	1.015	198.83	16.74
0.782	0.773	0.828	0.990	1.043	222.50	13.79
0.997	1.030	0.999	1.008	1.024	226.13	18.64
0.653	0.669	0.627	1.046	0.923	209.22	22.69
0.804	0.850	0.808	1.002	0.964	297.24	18.55
0.960	0.986	1.043	0.950	0.975	490.77	15.65
1.110	1.126	1.150	0.989	1.013	272.69	16.12
0.895	0.864	0.907	0.984	1.018	553.90	18.87
0.661	0.910	0.868	0.803	0.904	122.99	22.27
1.255	1.262	1.280	0.948	0.964	596.69	17.75
1.632	1.581	1.531	1.007	1.017	1096.21	17.51
0.668	0.771	0.871	0.865	0.991	153.68	15.58
1.625	1.554	1.639	1.007	1.011	403.20	16.56
1.645	1.306	1.456	1.070	1.129	153.65	11.06
1.112	1.033	1.087	1.053	1.060	40.86	7.73
1.112	1.064	1.093	1.050	1.000	429.01	14.73
1.029	0.892	0.967	1.056	1.068	490.20	15.31
0.796	0.882	0.779	0.938	0.936	169.94	12.21
					31.80	20.59
0.710	0.785	0.764	0.984	0.997		
0.985	0.922	0.990	1.015	1.083	83.22	20.55
0.876	0.906	0.960	0.968	1.028	300.28	18.65
0.857	0.949	0.869	0.991	0.902	61.55	20.51
1.150	1.126	1.114	0.978	0.974	125.28	13.05
					70.42	20.00
0.889	1.143	1.058	0.944	0.976	101.15	10.21
1.155	1.020	1.070	1.047	1.000	280.21	20.00
					205.59	19.95
1.415	1.214	1.305	1.007	1.024	144.15	8.69
1.300	1.159	1.255	1.041	1.066	96.65	10.23
1.209	1.113	1.138	0.978	1.007	261.97	19.77
0.827	0.886	0.900	0.923	1.000	80.26	10.98
1.488	1.547	1.660	0.920	1.036	221.02	13.95
1.076	1.093	1.089	0.960	0.996	250.62	10.99
0.773	0.915	0.850	1.009	0.920	177.72	19.35
1.333	1.350	1.309	1.003	0.967	304.70	12.73
1.216	1.134	1.191	0.967	0.980	235.34	14.86
0.763	0.694	0.740	1.055	1.026	87.75	7.88

0.802	1.006	0.847	0.952	0.829	70.75	19.06
1.126	1.197	1.308	0.965	0.976	151.25	11.11
1.167	1.098	1.174	0.979	1.042	637.71	15.04
1.063	0.850	1.006	1.018	0.999	77.49	17.20
1.169	0.957	1.114	1.120	1.067	303.32	18.93
0.846	0.995	0.899	0.946	0.982	76.55	9.22
					134.20	18.82
1.455	1.449	1.484	1.004	1.014	539.62	12.07
0.740	0.771	0.750	1.040	0.957	88.46	7.14
0.655	0.756	0.672	1.007	0.897	43.41	5.34
0.857	0.890	0.883	0.995	1.014	86.58	16.33
1.452	1.180	1.419	1.033	1.081	68.87	13.89
1.233	1.232	1.311	1.020	1.106	30.91	17.31
1.506	1.303	1.500	0.984	1.056	90.24	11.08
0.822	0.867	0.842	1.006	0.993	388.41	15.83
0.770	0.793	0.775	1.004	0.973	172.75	9.02
1.078	1.119	1.128	0.966	0.996	154.74	11.13
1.304	1.209	1.391	1.000	1.084		
1.047	1.118	1.132	0.934	1.009	192.71	6.70
0.930	0.990	0.965	0.957	0.957	104.02	10.61
0.943	1.033	1.001	0.987	0.960	87.21	10.45
0.766	0.775	0.741	1.013	0.951	118.97	8.63
2.193	1.650	1.952	1.144	1.175	217.41	11.64
0.626	0.662	0.709	0.951	1.017	124.47	16.15
1.041	1.080	1.098	0.953	1.001	109.45	11.30
					80.60	16.10
0.961	0.932	0.914	0.890	0.954		
					57.27	16.08
0.591	0.468	0.538	0.993	1.008	166.36	14.25
0.764	0.726	0.734	1.008	1.050	303.09	14.18
					138.84	15.90
0.833	0.877	0.857	1.011	0.971	383.04	10.64
1.577	1.402	1.423	1.114	0.999		
1.225	1.356	1.336	0.913	0.939	124.40	8.28
1.092	1.135	1.101	1.005	0.982	181.84	6.17
1.093	1.004	1.049	1.021	1.040	104.38	5.76
1.508	1.509	1.521	0.996	0.992		
0.901	0.869	0.900	0.959	0.997	118.37	7.43
1.026	0.888	0.942	1.093	1.071	135.60	8.52
0.970	1.171	1.161	0.882	0.974	82.13	15.25
1.002	0.939	0.979	1.016	1.029	281.51	6.58
1.269	1.195	1.296	0.976	1.068	236.81	13.82
0.961	1.256	1.064	0.961	0.882	60.01	9.81
0.910	0.934	0.941	0.973	1.004	144.91	12.20
0.607	0.722	0.656	0.946	0.919	45.56	12.35
1.187	1.168	1.186	0.962	1.029	214.04	12.77
1.730	1.653	1.724	1.031	0.998	339.32	11.67
0.726	0.718	0.714	1.026	0.989	542.23	13.00
0.934	0.904	0.933	1.036	1.015	124.05	14.22
0.739	0.712	0.738	0.959	1.027	43.10	6.75
1.262	1.208	1.310	1.009	1.059	456.05	10.77
1.059	1.290	1.174	0.951	0.933		
1.020	1.026	1.041	0.978	0.969	88.67	5.38

1.269	1.225	1.272	1.018	1.009	256.53	7.98	
0.982	1.026	1.032	0.957	0.990	75.89	9.09	
1.127	0.988	1.061	1.067	1.057	54.71	5.45	
1.271	1.255	1.338	0.954	1.050			
1.424	1.482	1.358	0.958	0.951	42.82	13.48	
0.745	0.946	0.990	0.893	1.012	30.87	7.24	
1.037	1.133	1.129	0.928	0.894	269.97	11.71	
1.235	1.099	1.200	1.054	1.081	85.65	8.49	
1.425	1.380	1.422	1.007	1.014	98.73	7.31	
0.761	0.806	0.844	0.906	1.031	34.72	10.37	
1.158	1.157	1.155	1.061	1.034	168.88	11.38	
					105.17	12.50	
					33.13	12.50	
1.120	0.979	1.090	1.033	1.096	27.28	9.77	
1.212	1.314	1.369	0.895	1.049			
0.772	0.761	0.768	1.041	0.980	94.21	4.46	
0.825	0.733	0.835	1.020	1.038	160.66	10.52	
0.829	0.743	0.762	1.051	1.063	320.67	8.20	
0.700	0.735	0.759	0.936	0.957	0.00	5.26	
1.094	1.002	1.034	1.063	1.016	63.28	8.79	
1.270	1.473	1.457	0.963	0.997	37.65	6.50	
0.970	0.900	0.988	1.076	1.061	140.22	10.54	
0.771	0.833	0.764	1.015	0.902	54.27	11.83	
0.841	0.811	0.805	1.034	0.987	69.93	6.24	
1.184	1.226	1.199	0.975	0.956	143.01	9.25	
0.905	1.000	0.908	1.002	0.894	28.97	8.63	
0.845	0.879	0.852	1.061	0.955			
1.070	1.089	1.090	0.984	0.955	86.88	6.69	
0.944	0.781	0.878	1.081	1.062	76.75	9.31	
0.795	0.916	0.899	0.929	0.966	100.34	5.64	
1.083	1.039	1.051	1.047	0.984	170.92	9.88	
0.772	0.836	0.825	0.940	0.953			
1.023	0.960	0.992	1.068	1.077	812.76	10.06	
					78.34	6.60	
1.218	1.249	1.257	0.951	0.986			
0.920	0.868	0.880	1.007	1.028	127.74	4.63	
0.714	0.962	0.841	0.961	0.948	58.88	5.21	
0.730	0.841	0.817	0.945	0.949	76.76	10.49	
1.008	1.071	1.037	0.973	0.965	53.41	2.71	
1.335	1.050	1.178	1.123	1.119			
1.362	1.247	1.305	1.025	1.031	186.58	8.38	
0.903	1.052	0.991	0.929	0.957	205.28	10.40	
0.873	0.872	0.901	1.011	1.006	181.21	5.99	
0.861	0.827	0.837	1.020	0.991	192.67	8.90	
1.242	1.144	1.208	1.096	0.967	63.89	10.07	
0.715	0.822	0.797	0.928	0.876			
1.140	1.138	1.187	0.993	1.028	147.17	3.48	
0.994	1.059	1.088	0.918	1.011			

0.811	0.767	0.810	0.986	1.031	34.70	3.28
1.238	1.277	1.212	0.981	1.107	68.40	9.85
0.798	0.850	0.814	0.966	0.934	95.03	3.16
0.734	0.729	0.769	1.022	1.005	63.74	5.74
0.803	1.069	0.943	0.899	0.877	55.10	5.76
0.887	0.913	0.902	1.019	0.997	52.95	3.97
0.840	0.971	0.948	0.944	0.961	133.54	7.38
0.853	0.771	0.761	1.057	0.982	55.92	9.60
1.557	1.188	1.469	1.065	1.218		
0.714	0.775	0.777	0.942	0.976		
0.981	1.194	1.233	0.800	1.016	21.07	4.24
0.992	1.029	0.986	1.021	1.009		
1.004	0.906	1.011	1.027	1.047	54.19	6.28
0.618	0.570	0.582	1.013	1.027	313.11	5.63
1.093	1.180	1.210	0.962	1.012	47.72	4.51
0.916	0.950	0.894	0.994	0.946	118.15	2.77
0.971	0.814	0.878	1.112	1.062	88.76	6.27
0.898	1.214	0.981	0.920	0.795		
0.691	0.870	0.804	0.863	0.911		
0.905	0.955	0.962	1.004	0.978	122.05	7.44
					77.19	8.61
					197.39	8.60
0.907	0.940	0.951	0.967	1.045	107.62	6.88
0.904	0.968	0.853	1.016	0.868	38.86	2.25
1.142	0.999	1.114	1.042	1.027	191.17	6.81
0.659	0.732	0.670	0.989	0.929		
1.006	1.034	1.078	0.997	1.050		
0.735	0.653	0.703	0.988	1.037	62.18	1.60
1.012	1.074	1.068	0.981	0.998		
1.407	1.119	1.239	1.045	1.058	65.56	8.13
1.328	1.289	1.573	1.021	1.081	233.53	6.52
1.259	1.195	1.346	0.983	1.039	164.87	7.96
1.444	1.467	1.617	0.898	1.085	75.22	6.00
					98.10	7.78
1.084	1.270	1.176	1.008	0.959	377.98	6.17
					81.41	7.73
					28.72	7.63
0.648	0.732	0.691	0.956	0.950	100.21	5.14
1.253	1.090	1.182	1.086	1.072	67.50	5.18
1.190	1.226	1.352	0.884	1.057		
1.214	1.464	1.361	0.897	0.915	103.20	7.51
0.888	0.897	0.896	0.976	0.933		
					40.08	7.19
					26.97	7.18
0.876	1.142	1.007	0.875	0.868	95.93	5.18
1.139	1.112	1.158	0.997	1.025	92.93	7.06
1.250	1.307	1.115	1.185	0.897		
0.753	0.679	0.717	1.027	0.976	41.75	4.48
0.892	1.189	1.061	0.845	0.879		
0.741	0.851	0.752	0.889	0.920		
1.078	0.892	0.975	1.171	1.079		
1.560	1.518	1.509	1.039	0.979		
0.939	0.960	0.971	0.973	0.995		



					40.89	6.79
					49.97	6.78
1.231	0.909	0.976	1.259	1.064		
					47.35	6.60
0.680	0.846	0.857	0.915	0.867	51.83	6.55
1.094	0.941	1.050	1.047	1.098		
0.808	0.831	0.868	0.946	0.967	89.30	6.46
					101.51	6.46
0.948	1.065	1.053	0.909	0.898	24.28	2.55
					63.36	6.37
1.346	1.487	1.432	0.953	0.929	53.35	3.76
1.270	1.251	1.282	0.996	0.953	110.74	4.51
0.965	1.258	1.143	0.848	0.895		
1.054	1.083	1.224	0.865	1.112		
1.515	1.984	1.830	0.904	0.930	85.68	6.27
					62.03	6.26
1.254	1.214	1.186	1.062	0.962		
					89.18	6.18
0.797	0.871	0.868	1.002	0.977	36.85	2.30
1.010	1.039	1.047	0.970	0.991		
					54.32	6.10
0.763	0.872	0.792	0.968	0.894	48.26	4.59
					72.69	6.03
1.010	1.116	1.022	0.993	0.901	62.46	6.01
0.738	0.886	0.856	0.971	0.997		
					82.62	5.88
					37.77	5.84
1.322	1.422	1.363	0.975	0.943	52.07	4.22
					30.99	5.77
					57.49	5.74
					60.84	4.16
0.584	0.710	0.679	0.864	0.941	39.88	4.46
					78.82	3.92
1.166	1.124	1.156	0.994	0.984	109.92	2.53
0.986	0.880	0.912	1.086	0.935	147.04	3.39
0.738	0.776	0.781	0.951	0.991		
					35.59	3.11
1.061	1.047	1.125	0.967	1.046		
0.885	0.881	0.813	1.094	0.908		
0.941	0.885	1.008	0.914	1.131	58.12	1.66
					44.96	5.07
					27.37	5.07
1.387	1.171	1.447	0.963	1.216		
1.235	1.129	1.166	1.020	1.055		
1.203	0.953	1.096	1.017	1.106	33.35	5.01
1.142	1.123	1.113	1.029	0.994		
0.640	0.613	0.617	1.044	0.989		
1.146	1.066	1.078	1.145	1.035		
					41.23	4.83
1.224	1.478	1.267	1.031	1.000	145.58	4.81
					28.36	4.77
0.912	0.840	0.830	1.061	1.008	97.60	1.95
1.166	1.400	1.246	0.851	0.944		

1.415	1.571	1.558	0.923	0.963		
0.813	0.832	0.834	0.915	0.937		
1.141	1.172	1.155	0.993	0.970	28.49	4.62
1.122	1.376	1.222	0.889	0.946	147.02	4.57
					113.72	4.46
1.983	1.612	1.976	1.009	1.075	340.76	4.41
0.827	0.909	0.823	1.010	0.891		
1.222	1.344	1.349	0.967	0.988	117.35	2.15
1.001	1.028	0.899	1.119	0.861	63.66	2.92
0.399	0.505	0.484	0.895	0.954	34.79	2.11
0.909	1.115	1.051	0.869	0.928		
1.270	1.250	1.244	0.994	1.039	47.92	1.90
					114.77	2.99
					25.21	4.12
1.275	1.104	1.177	1.038	1.025		
1.036	0.900	0.960	1.020	1.052		
1.032	1.133	1.009	1.028	0.983	71.42	3.90
1.388	1.278	1.358	1.028	1.046		
1.136	1.041	1.146	0.996	1.083		
					28.72	3.79
0.871	1.569	1.260	0.695	0.790		
1.265	1.214	1.281	0.992	1.039		
0.518	0.539	0.459	1.134	0.839		
0.695	0.664	0.627	1.078	0.974	76.67	3.59
1.465	1.351	1.481	0.962	0.998	39.29	2.57
1.091	1.023	1.060	0.988	1.028		
					48.26	2.71
0.429	0.562	0.488	0.871	0.980	76.36	2.20
0.807	1.167	0.897	0.904	0.757		
1.274	1.196	1.293	0.990	1.065	75.96	2.63
1.098	1.423	1.354	0.969	0.937	82.35	1.02
1.072	1.095	1.044	0.943	0.951		
1.163	1.086	1.095	1.060	0.980	50.23	2.10
0.944	0.942	0.944	0.975	0.986	159.99	3.21
1.717	1.315	1.458	1.114	1.159	35.33	3.21
					74.55	3.20
0.942	0.889	0.948	1.000	1.049		
					39.73	2.87
0.687	0.870	0.848	0.952	0.959		
					38.06	2.74
0.792	0.778	0.735	1.083	0.938	118.30	2.74
0.775	0.764	0.746	1.044	0.961		
1.138	1.217	1.161	1.034	0.955	30.49	1.12
0.573	0.598	0.623	0.903	1.033	27.75	2.60

0.819	0.980	0.889	0.926	0.893		
1.269	1.327	1.473	0.769	1.153		
1.428	1.349	1.543	0.930	1.126		
0.705	0.836	0.746	0.950	0.878		
1.212	0.997	1.025	1.189	1.012		
0.479	0.636	0.484	0.995	0.749		
0.769	0.860	0.893	0.952	1.024		
1.235	1.107	1.149	1.044	1.014	27.93	0.94
1.733	1.526	1.782	0.978	1.073		
1.061	0.861	0.925	1.152	1.058	86.24	1.69
					20.82	1.60
1.078	1.218	1.167	0.931	0.943	45.02	0.78
0.946	1.028	0.965	0.985	0.924		
1.004	1.081	1.062	0.954	1.006		
1.129	1.360	1.150	0.987	0.832		
1.401	1.362	1.432	0.983	1.035		
1.488	1.230	1.303	1.148	1.043		
1.137	1.024	1.060	1.078	1.018		
0.709	0.837	0.830	0.858	0.977	78.43	0.75
1.604	1.419	1.526	1.056	1.058		
2.406	1.416	2.084	1.160	1.449		
					31.76	0.50
					20.68	0.37

8	50	144.32	83.22	8	56
4	8	19.81	57.72	4	9
37	134	409.94	58.22	37	142
22	78	192.86	51.78	22	84
18	78	220.51	55.47	17	83
16	75	208.32	56.99	15	78
42	214	588.13	57.03	42	236
14	30	92.25	52.24	14	35
31	124	373.14	51.71	31	139
3	5	14.30	56.14	4	7
17	53	149.75	43.96	18	68
15	44	124.95	40.69	14	47
21	48	129.98	48.89	22	53
14	37	112.89	42.56	15	36
25	129	368.13	47.01	25	135
29	68	189.10	42.54	30	84
47	168	488.10	46.41	48	182
6	29	89.94	50.00	6	32
16	131	314.73	49.08	16	128
16	92	250.31	47.33	15	94
31	115	340.40	45.65	33	124
22	72	197.67	39.94	23	79
11	67	162.38	34.74	11	71
13	40	121.71	39.41	14	45
8	13	44.83	38.28	8	15
16	50	141.37	44.28	16	60
19	51	130.76	43.89	19	59
11	27	67.76	43.23	11	36
13	63	156.97	38.99	14	75
16	50	122.94	35.55	17	57
6	13	47.93	37.08	6	14
12	27	61.93	34.64	13	32
22	80	222.82	35.66	25	89
21	78	209.17	41.57	21	85
4	6	18.20	25.84	4	7
10	24	67.30	39.52	11	31
2	3	5.79	40.91	2	3
12	50	143.32	37.44	16	61
21	134	307.95	31.06	22	141
12	26	75.51	34.59	13	29
12	23	55.19	22.51	10	26
17	51	116.76	33.27	18	59
16	43	102.03	34.11	17	47
7	12	32.01	25.21	7	13
11	32	102.76	32.81	12	37
16	35	102.08	27.09	16	41
12	40	117.72	34.64	11	43
26	46	137.01	34.02	26	60
25	165	428.13	34.11	24	193
8	15	44.88	30.68	8	18
9	40	120.75	34.96	10	57

15	40	90.26	28.12	15	46
5	11	30.96	21.84	5	12
10	20	65.35	27.46	10	22
4	7	26.84	25.95	4	8
5	5	14.31	27.49	5	9
32	96	266.95	32.54	32	112
15	48	115.17	30.24	16	62
16	32	85.15	25.77	16	35
3	4	10.29	34.07	3	4
7	19	57.09	25.97	7	24
5	10	31.52	29.55	5	12
10	23	64.91	30.95	11	26
17	73	210.19	31.93	17	79
17	48	146.72	29.05	16	49
19	62	186.74	27.92	19	67
14	39	100.74	29.49	14	42
12	23	62.85	18.38	12	33
11	33	89.10	26.00	11	38
7	16	41.48	18.68	7	15
16	40	106.87	22.98	18	53
17	40	125.04	27.99	18	51
15	31	99.28	25.81	14	36
14	23	74.50	25.69	14	27
6	17	36.20	28.98	6	18
6	18	37.44	24.80	6	18
11	11	38.00	22.34	12	12
8	22	43.26	16.93	8	23
10	13	16.78	11.96	5	9
39	60	187.49	21.37	39	66
10	28	69.90	20.57	10	31
8	16	41.83	20.91	8	16
21	36	103.18	21.63	21	46
13	23	72.73	14.76	15	29
7	10	24.85	27.56	7	13
5	13	36.62	20.36	6	17
7	11	33.58	20.52	7	18
31	52	135.94	21.50	30	56
4	8	24.61	11.51	4	12
10	22	50.29	18.47	10	26
5	8	24.48	24.11	5	11
22	48	127.33	18.86	22	56
4	23	61.29	23.11	5	28
8	14	45.26	24.18	7	15
13	28	87.35	21.75	15	40
6	8	20.30	26.14	6	10
2	3	5.55	10.50	2	3
17	37	94.29	22.85	18	46
10	16	53.11	22.06	10	19
12	25	72.63	24.10	13	28
3	3				
8	14	39.07	15.24	7	14
21	34	101.23	25.08	20	42
6	9	17.20	16.72	4	8

3	3	6.09	25.14	3	3
9	23	61.48	19.24	10	26
6	13	34.49	25.00	6	13
7	14	35.34	16.30	7	15
5	18	34.10	21.22	5	17
5	6	17.48	13.72	5	5
17	33	99.59	21.10	16	41
7	11	33.01	18.08	8	14
3	4	16.02	15.66	4	5
5	11	33.80	22.08	5	12
5	7	14.91	15.17	4	8
6	10	25.56	17.65	6	12
8	25	78.65	23.62	8	24
3	6	12.24	23.53	3	5
6	10	31.38	18.97	6	10
6	10	29.76	21.45	6	12
8	15	33.33	16.74	8	17
3	13	35.00	13.79	3	14
8	18	48.48	18.64	8	19
4	8	23.44	22.69	4	7
9	19	46.57	14.31	8	24
17	36	96.69	15.65	17	43
10	17	41.52	14.50	9	18
12	18	50.73	19.61	13	21
4	7	17.61	22.27	4	8
15	25	75.10	17.75	15	29
31	65	168.14	17.21	30	71
4	7	16.03	15.58	4	6
12	19	58.58	16.56	12	25
4	9	21.33	12.44	5	11
2	5	10.54	7.73	2	5
11	30	67.49	15.80	12	38
11	29	75.55	15.31	11	28
4	7	20.74	16.79	5	9
2	4	5.82	20.59	2	3
		5.86	7.65	2	2
4	4	14.98	20.55	4	5
7	15	52.83	18.65	7	18
2	3	8.80	20.51	2	5
8	8	28.99	13.05	8	9
2	3	4.40	20.00	2	3
4	5	19.05	14.26	6	8
6	15	40.17	20.00	6	17
8	12				
7	10	27.91	9.53	8	12
3	4	17.09	10.23	3	5
12	22	51.84	19.77	12	22
2	5	12.22	10.98	2	5
7	8	22.63	13.95	7	8
4	20	51.88	10.99	4	22
3	7	22.87	19.35	3	9
6	18	48.97	12.73	6	18
6	13	32.84	14.86	6	14
2	4	11.10	7.88	2	4

5	7	9.60	19.06	5	7
3	7	16.35	11.11	3	6
17	33	86.01	16.62	18	39
4	6	25.94	18.95	5	9
4	24	53.49	18.93	4	26
2	3	6.46	9.22	2	3
4	8	16.50	18.82	4	7
10	33	82.77	12.84	11	38
6	10	28.91	11.03	8	12
2	2	3.71	5.34	2	2
6	10	22.50	18.12	7	14
3	3	9.48	13.89	3	6
2	3	5.68	17.31	2	3
3	3	10.87	11.08	3	4
7	19	55.32	15.83	7	22
7	15	29.97	9.02	7	17
7	10	24.17	11.13	7	10
4	5	20.16	7.64	5	9
4	5	17.43	13.97	5	11
3	3	7.95	7.71	2	2
2	4	14.61	8.63	2	6
8	22	45.16	11.64	8	30
3	8	21.96	16.15	3	9
3	5	12.43	11.30	3	4
2	2	8.04	16.10	2	2
2	3	11.52	16.08	2	4
4	9	21.54	15.95	5	14
8	15	36.77	14.18	8	21
4	5	15.38	15.90	4	6
10	15	50.49	11.27	11	18
		31.23	15.82	3	14
7	9	22.54	8.28	7	11
6	10	22.88	6.17	6	8
5	8	17.59	7.47	7	11
4	6	19.64	7.43	4	9
2	6	18.83	8.52	2	7
2	6	13.97	15.25	2	6
8	17	49.37	6.58	8	20
8	11	37.50	13.82	8	15
4	4	8.85	6.26	3	4
7	9	23.34	11.21	6	10
4	6	14.81	12.35	4	7
8	11	29.85	12.77	8	13
6	17	47.63	11.67	6	22
6	31	71.22	13.00	6	32
6	10	25.37	14.22	6	11
3	4	5.13	4.96	2	4
8	14	53.57	11.51	9	20
4	7	16.72	5.38	4	9

15	25	63.22	7.98	15	25
2	3	7.92	9.09	2	4
2	3	8.49	5.45	2	3
2	2	4.47	13.48	2	2
2	2	5.76	7.24	2	3
4	9	25.12	13.21	5	15
5	8	20.85	8.49	5	10
2	3	9.31	7.31	2	3
3	3	7.25	10.37	3	3
7	15	35.82	11.38	7	15
3	6	15.69	12.50	3	6
2	2	6.37	12.50	2	2
2	2	5.77	9.77	2	2
4	8	15.19	4.46	4	9
9	13	32.87	10.52	9	17
9	18	40.23	7.55	8	20
2	5	6.72	8.31	3	8
2	3	3.24	8.79	2	4
3	6	11.50	6.50	3	6
4	5	19.76	10.54	4	6
		3.11	11.86	2	2
3	3	10.57	11.83	3	4
4	5	13.59	7.33	5	7
3	6	13.76	9.25	3	5
4	4	6.66	7.11	3	4
4	7	20.59	6.69	4	10
4	6	11.56	9.31	4	7
4	5	10.43	5.64	4	5
7	10	33.77	11.01	9	16
7	40	105.18	10.06	7	42
3	3	12.88	6.60	3	5
2	7	17.99	4.63	2	9
2	2	6.24	5.21	2	2
4	4	11.38	10.49	4	6
2	3	10.39	2.71	2	3
7	11	29.77	8.38	7	14
5	7	26.80	10.40	5	8
4	7	23.38	5.99	4	7
6	6	21.17	8.90	6	7
2	2	7.32	10.07	2	2
		4.70	6.47	2	2
5	8	20.75	4.04	6	10



2	2	5.47	3.28	2	2
3	4	6.91	9.85	3	4
4	6	14.74	3.16	4	6
4	4	14.06	7.06	5	7
3	3	10.29	5.76	3	4
2	6	15.66	5.19	3	9
3	7	17.23	9.62	4	9
2	6	5.86	9.60	2	4
2	2	7.36	6.23	3	4
2	2	6.21	6.28	2	3
5	11	33.82	5.63	5	10
3	4	6.47	2.97	2	3
5	7	20.21	2.77	5	8
2	2	8.85	6.27	2	3
4	5	17.95	7.44	4	5
2	4	16.53	8.61	2	7
3	5	16.97	8.60	3	5
4	6	15.60	6.88	4	7
2	2				
3	9	26.12	8.45	4	12
		3.49	2.71	2	3
2	2	8.10	2.80	3	3
		7.61	5.15	2	5
4	5	14.96	8.13	4	6
8	11	29.79	7.27	8	13
4	7	23.37	7.96	4	8
2	5	11.53	6.00	2	5
3	5				
18	33	70.11	5.92	17	35
3	3	10.16	7.73	3	3
3	4	5.18	6.14	2	2
4	6	17.79	5.14	4	6
2	3	9.09	5.18	2	5
3	6	15.70	7.51	3	6
2	2	7.20	7.19	2	2
2	4	9.07	7.18	2	7
3	5	14.93	5.18	3	5
4	7	19.96	7.06	4	9
2	3	5.65	4.48	2	3

2	2	5.88	6.79	2	3
3	5	12.55	6.78	3	6
2	3	5.86	6.60	2	2
3	3	11.86	6.55	3	5
3	6	8.53	6.46	3	5
2	2	8.28	6.46	2	4
2	3	7.31	3.15	3	4
3	6	14.97	6.37	3	7
3	6	13.59	3.76	3	6
7	10	22.57	4.51	7	11
3	6	9.54	6.27	3	7
2	4	9.37	6.26	2	4
2	2	9.62	6.18	2	2
2	2				
2	2	7.03	6.10	2	2
2	2	5.94	4.59	2	2
2	3	9.44	6.03	2	3
3	3	8.77	6.01	3	3
2	2	7.76	5.88	2	3
2	2	3.43	5.84	2	2
3	5	5.96	2.11	2	3
2	2	6.41	5.77	2	3
2	3				
2	5	9.57	4.16	2	6
2	3	6.18	4.46	2	4
2	2	6.61	3.92	2	2
6	8	17.03	2.05	5	8
4	4	13.73	3.39	4	7
2	2	9.27	5.18	3	3
2	3	4.90	1.66	2	2
2	2	6.49	5.07	2	3
2	2	5.80	5.07	2	4
2	2				
2	2	6.71	4.83	2	2
2	6	19.47	4.81	2	7
3	3	2.89	2.17	2	3
6	8	19.71	1.95	6	10
		4.95	2.62	2	2

		0.00	1.56	2	2
2	2	5.60	4.62	2	2
3	7	17.96	4.57	3	7
2	3	9.07	4.46	2	3
7	25	48.45	4.41	7	25
4	5	13.51	2.15	4	5
2	3	6.67	2.92	2	3
2	2	5.62	2.11	2	4
2	3	6.83	1.90	2	4
2	5	16.83	4.14	3	6
2	2	6.71	4.12	2	2
		6.04	3.99	2	2
2	4	13.49	3.90	2	5
2	2	6.85	3.79	2	2
		22.38	3.61	2	14
4	7	20.34	3.59	4	6
2	2				
		4.96	3.52	2	3
		8.20	3.43	2	4
2	7	8.67	3.42	3	7
2	2	8.13	2.20	2	2
2	4	13.49	2.63	2	4
2	3	9.07	1.02	2	3
4	5	8.35	2.02	4	4
11	17	35.37	2.94	10	19
2	2	8.28	3.21	2	5
2	4	10.23	3.20	2	5
		0.00	2.99	2	2
		3.05	2.88	2	2
2	3				
2	3	8.09	2.74	2	4
2	3	10.95	2.74	2	3
		6.07	2.74	2	2
2	2	5.02	1.48	3	3
2	3	5.80	2.60	2	4

		2.95	2.36	2	2
		2.26	2.15	2	2
		5.85	2.11	2	2
2	2	6.13	0.94	2	3
2	2	7.84	1.69	2	2
2	2				
3	4	7.61	0.78	3	6
		0.00	0.59	2	2
		2.14	1.30	2	2
		6.59	1.25	2	2
3	3	9.82	0.75	3	4
2	3	5.74	0.50	2	3
2	2				

1095.91	67.83	8	53	164.67	67.83
109.59	36.24	3	7	15.45	44.30
2392.85	47.73	32	106	299.23	46.32
1641.66	59.07	25	104	267.87	60.14
1391.07	51.73	16	76	196.82	51.73
1679.25	51.97	14	77	218.70	51.97
4009.92	50.74	39	208	529.88	49.00
188.23	22.12	7	13	34.01	24.68
2509.35	47.26	29	105	325.18	48.46
94.02	26.32	2	3	9.87	26.32
604.67	44.93	18	58	147.83	44.93
714.78	47.28	15	35	103.14	44.41
692.96	46.30	21	52	114.53	43.89
486.04	30.70	12	27	69.14	30.70
2400.04	44.10	23	126	327.57	44.96
805.16	29.97	23	51	130.67	30.94
4161.44	48.29	53	220	602.78	47.18
300.06	50.00	7	27	69.04	50.00
1799.56	46.19	15	112	263.22	46.19
2508.61	49.03	17	99	264.01	49.03
2694.02	41.77	30	122	342.30	42.70
1170.53	32.58	22	66	188.57	31.53
987.93	39.29	11	60	151.52	39.29
306.32	23.65	9	18	60.49	23.65
480.87	41.80	9	16	49.21	41.80
732.41	33.58	13	39	113.42	33.58
566.23	22.90	12	38	86.04	22.90
393.49	42.90	10	25	62.36	43.23
724.55	36.48	14	46	119.32	34.59
732.87	39.83	20	53	133.40	38.54
462.25	37.08	6	18	63.04	37.08
384.48	34.04	13	24	55.61	34.04
1390.69	29.97	20	78	222.73	30.62
1415.14	30.02	17	56	161.78	30.02
42.36	19.48	3	5	9.20	19.48
327.72	26.35	8	16	44.44	30.54
325.53	25.12	12	31	76.15	25.36
2590.98	37.48	27	169	370.81	37.48
522.55	34.37	13	35	78.19	34.37
335.54	24.83	11	19	47.40	23.20
511.01	27.52	16	37	87.53	28.60
459.80	21.82	12	28	73.71	22.03
269.38	25.48	8	15	40.72	25.48
359.39	20.59	11	20	57.25	20.59
617.83	33.95	12	32	110.66	33.95
591.70	28.01	22	40	92.43	29.37
3181.86	37.24	27	198	485.35	36.43
242.37	33.92	9	14	39.75	33.92
771.44	34.21	10	42	127.09	36.84

451.33	21.35	11	28	77.01	22.83
146.65	17.06	4	8	20.02	17.06
249.11	20.40	7	16	45.42	20.40
109.63	35.44	5	9	28.25	35.44
64.35	24.17	5	7	15.74	24.17
1394.80	29.87	32	100	275.33	29.87
639.09	27.21	15	44	99.74	24.41
399.88	19.29	13	24	57.65	19.29
191.96	19.74	6	14	35.57	19.74
178.82	21.86	4	10	34.34	33.60
327.61	20.78	8	18	48.44	20.78
1259.57	31.58	17	75	199.01	31.58
1138.22	27.17	15	51	129.50	27.60
1375.91	27.70	18	69	204.42	29.36
483.03	25.71	14	28	74.42	24.39
231.67	15.88	11	17	44.36	15.88
523.99	23.71	10	28	70.73	23.71
166.99	13.16	5	7	25.52	13.16
483.18	17.60	14	41	107.51	18.95
861.90	23.81	17	36	100.11	23.81
771.82	22.27	13	30	94.58	22.27
161.47	12.39	7	9	23.00	12.39
280.00	19.92	5	16	37.55	15.85
221.95	11.57	8	12	26.96	11.57
303.34	21.38	10	26	57.83	21.38
135.47	19.94	9	17	32.51	15.95
1197.72	20.00	37	67	198.54	20.60
263.02	16.19	8	21	48.83	14.33
234.65	13.18	5	10	31.84	13.18
489.62	13.99	15	30	80.09	15.27
770.98	17.58	16	35	95.46	18.17
69.35	21.26	5	8	14.43	21.26
244.03	22.46	6	15	35.47	22.46
143.54	20.20	6	16	33.38	20.20
831.13	16.49	24	41	109.30	16.49
202.01	18.42	5	9	32.31	18.42
286.23	17.09	9	14	37.65	17.09
91.00	13.39	3	6	17.76	13.39
590.26	20.96	26	45	118.45	19.41
244.42	23.95	5	15	41.05	20.59
125.73	12.75	4	7	17.32	10.46
321.88	19.74	13	24	76.23	19.74
100.20	20.75	5	6	14.13	18.26
52.41	18.00	3	4		
757.14	20.08	16	40	103.72	20.08
119.11	10.29	5	9	20.54	10.29
41.56	16.25	2	2	6.73	25.62
545.04	25.25	13	33	72.15	25.25
36.00	13.02	3	4	7.70	9.38
275.88	22.63	10	18	38.37	21.02
321.83	15.42	12	22	58.65	15.42
71.69	13.56	3	3	11.28	17.98

48.83	13.71	2	3	6.82	13.71
222.78	15.59	8	19	44.04	16.58
163.93	25.00	6	10	29.21	25.00
142.65	9.68	5	7	19.72	11.04
175.75	16.73	5	14	21.45	13.88
201.31	19.70	7	10	32.88	19.70
427.08	16.49	12	28	73.58	16.49
130.67	10.98	5	9	20.60	10.98
26.92	9.40	3	3	7.03	9.40
47.30	12.30	3	8	19.04	12.30
125.05	13.11	4	7	18.08	13.11
166.63	15.35	5	9	28.67	15.35
336.60	15.10	5	14	43.20	15.10
168.54	17.24	6	8	23.35	17.24
197.99	19.24	7	12	30.78	19.24
104.35	12.45	6	13	24.12	12.45
291.56	16.81	4	16	37.49	16.81
221.31	13.65	5	13	35.92	13.65
161.81	12.70	7	10	24.51	12.70
281.13	10.31	11	17	45.30	10.31
246.72	13.46	9	19	50.37	14.64
422.71	17.03	11	18	43.05	16.91
56.73	12.73	3	6	10.50	10.00
336.14	12.33	10	20	52.46	12.65
791.74	14.43	25	42	112.28	14.43
95.58	13.51	3	3	10.37	13.51
215.49	11.08	8	11	31.12	12.58
188.94	15.90	5	8	25.92	17.28
69.88	5.80	2	3	3.73	5.80
323.20	11.76	9	28	66.22	11.76
464.09	11.96	9	27	62.55	11.96
86.84	8.65	3	3	11.11	8.65
67.86	13.83	3	3	9.87	13.83
279.15	18.65	7	18	51.89	18.65
				3.40	20.51
121.93	4.55	4	5	15.40	4.55
156.25	10.43	4	5	14.26	10.64
201.58	13.11	4	9	29.76	15.41
197.05	8.90	8	16	38.52	10.06
45.77	5.94	2	3	7.56	5.94
113.66	9.46	5	8	17.80	7.88
76.26	8.33	2	4	11.93	8.33
83.09	5.07	3	3	12.02	5.07
182.55	17.03	6	20	50.03	17.03
122.64	19.35	3	6	20.15	19.35
212.92	16.18	6	11	33.28	16.18
34.92	5.14	3	3	4.84	4.86
30.99	6.64	2	3	6.94	11.62

				4.98	7.69
179.85	19.01	5	10	22.45	19.01
498.76	11.58	15	29	66.09	11.58
48.78	6.71	2	5	9.34	6.71
364.71	18.93	4	30	66.72	18.93
421.11	13.61	11	35	85.27	13.61
150.47	8.00	7	13	27.96	8.00
55.62	11.41	4	5	11.50	11.41
53.78	8.80	2	2	6.34	8.80
71.37	17.31	2	6	9.96	17.31
174.27	15.24	4	5	19.09	15.24
240.14	13.13	6	14	40.61	14.37
148.44	11.16	8	15	37.03	12.40
148.31	10.47	7	12	24.35	7.85
32.07	8.75	2	5	14.65	8.75
148.35	5.90	3	6	20.22	6.84
39.94	5.03	2	3	5.31	8.38
64.64	6.22	2	4	11.74	6.22
286.64	16.16	9	29	58.67	16.16
78.68	11.46	2	6	15.00	11.46
37.81	8.17	2	2	6.17	8.17
123.67	14.25	4	9	23.52	15.95
200.99	12.64	6	15	30.35	12.64
67.68	8.38	2	3	6.28	8.38
264.75	7.87	8	14	33.28	7.87
83.10	5.66	5	6	13.28	4.58
69.03	15.79	2	2	6.75	15.79
331.18	9.84	13	17	33.95	8.73
95.07	6.40	5	6	19.77	6.40
133.25	4.80	3	6	20.60	6.97
119.40	8.52	2	4	9.65	8.52
461.81	10.40	11	30	86.02	10.40
160.59	5.97	4	5	14.02	5.97
32.56	6.09	2	2	6.02	6.09
160.85	10.50	6	7	21.71	10.50
60.54	9.64	3	8	27.50	9.64
153.48	8.56	5	7	23.11	10.05
388.37	11.67	6	16	50.95	14.32
473.07	11.73	6	27	70.56	11.73
130.19	10.78	4	10	25.84	10.78
34.94	5.75	3	4	9.18	5.75
349.76	13.18	11	19	57.41	13.18
94.51	7.54	5	7	18.50	7.54
89.96	6.30	4	5	15.98	7.37



				8.99	13.75
177.68	4.83	11	17	44.54	4.83
63.01	13.61	5	7	16.04	13.61
92.43	13.24	2	3	9.27	13.24
163.56	8.71	3	7	21.77	10.21
44.93	13.10	2	2	5.54	13.10
55.38	13.04	2	3	6.00	13.04
83.98	9.53	7	10	23.52	9.01
90.71	9.03	3	5	13.15	9.03
				8.32	12.77
35.70	4.34	3	4	8.60	4.34
75.14	9.69	2	4	3.11	9.69
97.50	9.68	2	3	9.48	9.68
159.32	8.23	6	12	35.59	8.23
98.83	6.66	7	7	21.72	6.66
355.21	7.27	10	22	39.34	6.19
				4.39	5.26
33.45	8.79	2	3	2.96	8.79
28.73	4.44	2	3	6.99	4.44
105.16	8.20	3	4	12.26	9.60
46.87	6.24	4	6	8.88	6.24
77.88	6.17	2	4	8.59	6.17
134.46	8.39	5	8	15.76	8.39
87.61	9.31	4	7	14.18	7.64
120.31	6.61	6	9	22.08	6.61
69.92	4.63	3	3	10.83	5.45
52.53	7.89	2	4		
811.23	10.06	7	45	118.63	10.06
84.14	7.51	6	9		
137.17	4.63	2	8	14.37	4.63
43.33	4.34	2	2	6.50	4.34
0.00	3.64	2	2	5.86	3.64
176.13	9.20	8	10	33.29	9.20
230.33	10.40	5	8	28.53	10.40
70.23	3.61	3	4	10.89	3.61
145.45	2.65	2	3	11.09	2.65
203.80	3.54	4	7	20.04	3.54

65.29	7.16	2	4	12.80	7.16
66.28	9.85	3	5	7.93	9.85
169.01	5.35	6	8	21.01	4.84
				8.55	3.24
31.30	6.52	3	3	8.63	6.52
137.44	7.94	4	9	22.21	7.94
95.38	9.62	4	10	20.44	9.62
33.82	9.60	2	3		
105.19	5.58	4	5	10.64	4.69
88.67	4.16	2	4	11.41	4.16
250.21	3.27	4	10	29.47	2.78
28.60	8.97	4	4	5.02	5.90
71.46	3.42	5	5	14.69	4.01
45.58	5.47	2	2	6.84	5.47
113.14	4.25	2	5	13.28	4.25
56.71	8.61	2	4	11.81	8.61
60.31	4.42	2	3	9.08	4.42
70.43	3.44	2	3	10.36	4.81
110.38	5.57	3	4	10.74	5.57
230.92	8.45	4	11	31.26	8.45
40.53	5.15	3	3	7.55	6.37
99.44	6.01	6	7	18.44	6.01
62.12	8.13	4	7	16.70	8.13
226.68	7.06	7	10	26.41	6.42
112.93	7.96	4	6	17.68	7.96
152.54	4.39	13	21	47.83	4.39
113.71	4.47	4	7	19.20	4.47
48.65	5.18	2	4	7.13	5.18
104.94	4.86	2	3		
				8.71	2.52
65.74	3.37	2	3	8.85	3.37
112.11	7.06	3	6	13.32	7.06
				2.52	5.05
39.98	5.20	2	3	8.12	5.20

53.38	6.55	3	5	8.51	6.55
				3.53	4.79
28.95	2.67	2	5	8.48	2.67
50.51	3.50	2	4	10.12	3.50
57.67	4.15	3	4	6.27	2.98
43.56	1.28	2	3	11.80	1.28
69.58	4.10	2	3	5.22	4.10
29.63	6.26	2	2	5.53	6.26
63.71	3.59	3	3	5.55	2.44
42.98	6.10	2	2		
34.82	3.74	2	2	5.56	3.74
83.09	1.26	2	4	13.78	1.57
50.85	3.72	3	4	8.75	3.72
52.93	3.24	2	2	5.42	3.24
28.42	3.51	2	2		
137.60	2.69	6	6	19.88	2.69
				20.29	5.51
101.51	2.54	3	4	8.19	2.54
30.65	3.11	2	2		
36.66	5.07	2	2	6.54	5.07
				2.82	2.00
155.46	4.81	2	7	20.70	4.81
				6.19	2.17
84.04	1.54	5	6	18.02	1.54

98.37	3.20	2	3	10.08	3.20
100.30	4.46	2	2	5.78	4.46
239.01	3.93	6	19	45.33	3.93
45.42	1.71	3	3	6.26	1.75
55.20	2.40	2	2	7.70	2.40
0.00	2.11	2	3	5.37	2.77
39.00	1.90	2	5	8.34	1.90
				4.00	3.89
24.09	1.92	2	2	5.01	1.92
38.14	3.60	2	2	5.23	3.60
87.35	3.59	4	8	21.33	3.59
0.00	2.00	2	2	2.14	2.00
33.76	3.42	2	2	2.47	3.42
52.58	1.78	2	2	7.02	1.78
61.17	1.74	3	3	8.17	1.74
36.99	0.68	2	3	5.92	0.68
27.63	3.21	2	3	9.65	3.21
53.06	3.13	2	4	8.66	3.13
52.82	2.38	2	3	4.81	2.38
116.64	2.74	2	4	10.79	2.74
36.69	1.12	2	2	4.69	1.12
45.42	2.60	2	3	5.94	2.60



8	57	708.23	65.73	7	34
4	9	153.15	57.72	4	8
31	111	2471.50	51.17	32	95
26	120	1336.44	51.96	23	83
16	85	1141.35	45.87	17	66
14	81	1631.26	49.10	14	77
37	215	3819.35	54.35	39	178
8	15	230.23	27.88	8	16
30	122	1919.93	39.38	27	92
2	4				
18	72	679.39	41.06	18	53
14	40	825.91	51.58	17	40
19	52	708.47	45.93	22	48
12	27	764.58	46.14	19	37
23	125	2116.56	47.01	23	114
24	63	952.93	38.12	26	54
49	228	3387.12	43.93	50	190
7	27	220.06	50.00	7	17
15	108	1456.43	41.73	14	98
17	100	2308.64	48.79	16	105
31	136	2078.34	38.35	30	108
21	78	1516.69	36.04	22	79
11	62	776.83	36.36	11	48
9	24	450.41	26.58	10	29
9	17	228.02	29.30	7	9
13	45	866.21	33.58	13	46
12	41	593.43	29.01	14	39
11	35	240.44	32.34	9	22
13	54	834.19	38.99	14	48
19	62	659.23	41.76	21	54
6	18	400.84	36.25	6	16
13	25	335.46	30.72	11	21
21	88	1416.97	31.78	25	72
17	64	1253.00	36.92	19	53
3	5	48.58	16.48	3	5
9	18	287.05	29.94	9	18
		719.36	40.49	19	37
12	36	598.76	33.09	14	44
27	167	2207.34	35.52	26	147
		453.20	37.20	7	20
13	39	419.84	26.83	10	25
10	22	446.59	35.73	16	23
17	42	769.05	30.58	17	48
12	34	540.60	25.21	15	35
8	17	250.66	22.74	8	15
		402.73	26.52	10	27
11	27	587.28	34.98	20	35
12	39	662.07	32.10	11	40
23	45	768.60	28.55	22	44
26	211	2372.45	35.61	25	159
9	16	235.91	27.43	7	13
11	56	711.13	34.21	10	44

12	34	675.36	27.91	16	42
4	8	327.97	31.06	7	16
7	19	338.96	32.75	13	21
5	10	70.85	35.44	5	7
5	7	171.80	35.07	7	13
32	115	1357.85	28.73	31	81
13	47	577.70	30.24	15	40
14	28	629.62	32.70	22	37
6	17	277.05	28.83	10	24
6	15	137.96	21.86	4	9
8	21	394.34	19.91	8	17
17	83	1104.84	31.93	17	72
15	45	745.50	20.52	11	31
20	74	1115.35	25.83	18	55
13	32	413.40	23.63	13	28
11	23	385.94	23.54	14	28
10	32	585.82	21.99	10	30
5	7	411.22	19.53	8	17
15	46	557.22	21.19	18	39
17	41	721.11	26.84	18	39
13	35	581.43	29.06	18	33
7	11	376.48	23.85	14	18
4	17	235.75	26.02	6	18
8	12	506.01	22.07	13	20
10	29	250.95	25.84	12	23
7	14	183.35	24.23	9	13
39	79	1797.78	26.70	49	91
7	21	277.40	25.97	13	22
5	10	219.65	17.95	6	10
17	39	727.54	21.71	24	38
17	41	1216.60	26.62	24	55
5	10	163.55	22.44	5	7
6	15	215.90	21.26	6	11
6	20	156.38	27.36	8	18
24	41	1163.23	19.44	28	57
5	15	217.22	24.34	6	10
9	16	558.99	26.92	14	34
3	7	82.58	13.39	3	6
25	48	1008.95	24.48	30	66
4	16	251.01	23.95	5	15
3	9	193.05	20.59	7	13
13	30	310.68	20.17	12	23
4	5	90.92	14.94	3	5
		81.20	18.50	4	4
16	42	830.46	23.34	19	46
5	10	200.91	18.91	8	11
3	3	79.63	16.25	2	3
13	32	652.89	20.49	12	32
2	6	57.70	21.35	4	4
9	17	274.82	21.25	10	18
12	28	348.36	21.36	16	27
4	6	82.28	21.14	5	12

2	2	54.02	13.71	2	2
9	23	267.62	21.56	11	22
6	12	89.17	10.42	3	5
6	10	221.57	15.28	9	12
4	12	220.50	16.73	4	13
7	10	127.26	17.46	7	11
12	33	410.98	20.92	15	28
5	12	169.63	20.59	9	13
3	3	135.36	15.90	5	6
3	9	89.12	12.62	3	6
4	7	154.59	22.62	6	11
5	12	90.05	10.23	4	8
5	15	429.38	23.62	8	18
6	9	210.50	19.70	7	11
7	14	186.44	17.35	5	7
6	13	334.02	19.53	9	24
4	16	340.63	19.83	4	16
5	16	260.91	22.83	9	19
		92.73	11.04	2	3
7	14	461.11	17.14	9	24
11	19	586.31	16.78	18	36
10	22	241.86	8.88	7	14
11	19	651.81	22.30	15	27
2	5	61.52	12.73	3	4
11	21	383.72	16.15	14	21
25	45	1042.71	18.39	32	65
3	3	98.80	8.31	3	8
9	15	461.44	20.05	14	26
6	10	192.93	12.67	6	11
2	2	109.02	13.81	4	5
9	34	393.92	18.76	13	29
9	27	444.38	14.86	11	25
3	4	119.09	12.47	4	8
		96.05	17.68	6	8
3	3	53.03	13.83	3	4
7	20	329.69	20.27	8	21
2	4				
4	7	180.66	9.44	8	11
4	5	173.72	14.89	6	7
5	13	181.69	20.00	6	12
9	18	359.00	14.83	14	26
2	4	76.33	7.76	2	3
4	8	110.68	7.45	4	5
2	5	59.94	8.71	2	2
3	4	181.45	12.86	7	8
6	19	215.44	19.51	7	15
3	6	149.86	19.35	3	6
6	13	227.00	14.55	6	10
2	2	91.14	13.78	5	8
3	3	107.24	15.35	4	7



2	4				
5	10	176.81	13.45	4	10
15	29	520.63	13.88	18	33
2	5	115.82	17.20	4	7
4	31	231.40	18.93	4	15
		124.79	15.67	3	5
11	36	477.24	17.23	14	36
7	13	272.31	14.38	13	18
		87.19	18.20	6	7
4	8	59.37	10.51	4	7
2	4	92.09	18.06	4	5
2	6	82.16	17.31	2	6
4	7	172.93	17.17	5	6
7	23	341.37	13.13	6	19
9	17	161.63	10.94	9	18
5	10	187.38	11.78	9	15
2	7	46.37	16.73	4	6
4	7	178.79	7.64	6	9
3	5	166.93	13.13	5	8
2	6	81.27	12.19	5	6
		81.01	8.04	2	4
9	29	243.95	11.64	8	20
2	7	96.84	11.46	2	7
2	3	54.36	6.01	2	2
		39.85	16.09	2	4
5	13	120.67	14.25	4	10
6	15	194.09	12.84	6	11
2	2				
8	18	453.94	14.58	13	23
4	4	220.31	9.37	9	12
2	2				
11	18	344.78	14.40	20	23
5	10	251.44	12.91	10	18
4	10	254.29	13.16	7	13
2	4	184.00	15.25	3	8
		65.75	15.25	2	3
11	34	520.42	12.27	15	34
4	6	260.22	10.75	7	10
2	2	63.92	7.28	3	3
6	8	107.33	8.23	6	10
3	10	98.57	11.75	4	10
6	9	207.52	11.68	7	10
7	19	295.87	9.03	5	13
6	30	199.29	13.00	7	19
4	12	127.77	13.99	5	9
3	8	59.56	11.31	5	6
11	21	314.64	12.87	11	17
5	8	64.90	7.54	5	7
5	7	137.93	12.75	8	10

2	4				
11	19	333.90	11.20	21	34
		78.91	8.08	2	2
5	7	54.49	6.93	2	4
		85.46	13.57	3	4
		63.38	13.48	2	3
		44.26	9.19	3	4
2	3				
4	11	193.24	8.71	3	8
2	3				
2	3				
7	12	98.03	9.71	7	12
3	4	57.26	5.38	2	3
3	3				
3	5	71.06	5.56	4	8
2	3				
		20.24	6.25	2	2
2	5	111.63	12.50	3	5
6	14	236.98	10.80	9	15
7	11	178.69	10.14	9	13
8	21	462.40	9.06	11	25
2	5	53.40	12.19	4	5
2	3	49.12	5.86	2	2
2	3	78.44	7.52	4	5
4	7	116.78	10.54	4	6
		51.09	6.51	2	3
4	5	147.54	9.91	7	11
2	4	73.27	11.57	4	5
		30.84	4.31	2	2
		21.93	8.83	2	3
5	10	159.25	9.53	6	11
3	7	97.60	9.55	4	5
6	10	197.38	8.17	7	14
4	7	52.07	1.75	2	2
		54.51	6.14	2	4
7	42	597.58	10.06	7	34
		95.70	10.75	8	11
2	10	206.44	10.73	4	13
		27.05	7.81	3	3
		94.47	8.86	4	7
2	2	186.45	10.49	6	8
2	3	94.96	10.45	3	4
8	13	294.40	9.20	8	15
5	8	196.17	10.40	5	5
3	4	166.99	7.98	6	8
2	3	276.10	7.10	5	9
		89.01	10.07	2	3
		23.39	6.47	2	3
4	8	299.28	7.21	10	15
		31.30	9.88	2	3

2	4	103.24	9.85	4	5
3	5	46.96	7.30	2	4
5	7	203.77	8.12	9	10
2	3	82.98	6.62	5	7
3	3	53.46	7.88	4	4
4	9	91.78	6.87	4	11
4	10	149.25	9.62	4	10
		47.24	9.60	2	4
		59.66	9.50	2	3
3	4	252.21	8.49	6	10
2	5	128.55	9.07	5	7
		73.93	5.28	2	3
3	10	278.92	5.70	8	15
		110.08	7.47	5	7
2	4				
6	7	172.15	7.63	12	15
		35.92	6.51	2	2
2	3	68.40	6.08	2	2
		56.86	6.44	2	5
2	6	133.95	5.46	3	9
2	4				
2	3				
3	4	55.76	5.09	3	6
3	3	175.25	8.47	5	5
4	13	72.50	6.81	3	3
		86.20	8.41	2	4
4	6	52.97	4.74	3	3
6	8	174.65	7.69	8	12
		63.29	8.25	3	4
4	8	87.95	6.10	3	7
7	10	206.08	5.88	6	9
4	7	135.42	7.96	4	6
		79.22	4.08	2	3
13	23	218.70	4.35	13	19
4	9	152.90	7.61	7	10
2	4	76.26	7.53	3	4
		0.00	7.53	2	3
		63.38	4.86	2	2
3	4	76.28	7.44	8	10
2	3	79.19	5.30	3	4
3	6	86.91	7.06	3	5
		37.03	7.03	2	2
		46.10	7.00	3	4
2	2	34.16	4.00	2	2
		63.14	6.92	3	4
		37.46	6.83	2	4
		35.32	6.82	2	2
2	3	34.06	4.20	2	3

		0.00	6.71	2	2
3	5	35.77	6.55	3	5
2	3	96.87	6.46	3	6
2	4	36.78	4.36	3	5
2	6				
2	4	78.10	5.19	4	6
2	5	135.01	5.13	7	10
		36.69	6.34	2	2
		35.73	6.30	2	2
2	3	90.83	6.27	3	6
2	2				
		23.45	6.21	2	2
2	2	82.20	3.88	3	3
		37.03	6.16	2	2
		32.95	3.55	2	2
2	2	24.03	3.74	2	2
3	6	219.49	5.92	9	13
3	4	36.72	2.11	2	3
2	2				
		24.40	3.39	2	3
6	8	206.14	3.77	9	10
2	8				
3	5	240.69	5.37	6	9
		57.44	5.29	2	2
		73.90	5.18	4	4
		50.08	5.11	2	2
		83.41	4.50	3	3
2	2				
		32.96	5.07	2	2
		77.68	5.04	4	5
		40.04	5.01	2	2
		19.86	4.93	2	4
		68.87	4.89	2	3
2	2	82.98	4.09	5	6
2	9	133.89	4.81	2	8
2	2				
5	9	246.36	4.38	14	22
		83.14	4.70	4	4

		43.64	3.12	4	4
		42.94	4.67	3	4
		26.44	4.62	2	2
2	3	132.85	4.57	3	5
2	2				
6	19	241.95	3.93	6	17
		35.07	4.38	2	2
3	3	124.52	2.83	5	6
2	2	51.49	2.40	2	3
3	3	34.08	4.22	4	5
		40.61	4.19	2	2
2	4	73.27	4.17	4	6
		98.43	3.99	5	6
		143.52	3.98	2	4
		74.69	3.90	2	3
2	4	28.09	3.89	2	3
		22.42	3.85	2	3
2	2	0.00	2.62	2	2
2	2	24.57	3.60	2	2
4	8	106.54	2.50	3	8
		52.47	3.54	3	3
		22.44	1.99	2	2
2	2				
2	3				
2	2	50.23	2.29	3	5
		70.29	2.00	2	2
3	3	104.43	2.22	3	5
		76.16	3.28	3	3
		92.06	2.51	5	6
2	4	83.61	1.75	6	8
2	6	26.29	3.21	2	2
2	4				
2	3	60.89	3.05	3	5
		63.04	2.79	2	2
2	3	247.63	2.74	2	7
		45.56	2.72	2	2
2	2	57.68	2.35	4	4
2	3	43.01	2.60	2	5

3	4	77.52	1.96	2	3
2	2	51.11	2.54	2	2
2	3				
2	2				
		41.10	2.17	3	3
		25.44	2.11	2	2
		40.05	2.01	2	3
		72.54	1.91	2	3
2	2	38.11	1.78	3	3
		65.96	1.11	2	2
2	2	57.76	1.69	2	2
3	4	64.97	1.37	6	7
		70.72	1.56	2	3
		49.04	0.63	3	4
		67.07	1.54	2	2
2	2				
		49.71	1.32	2	3
2	2	47.81	0.53	2	2
2	2				
		36.19	0.57	2	3

118.90	65.73	7	42	143	16.0
21.82	65.77	5	9	149	16.8
292.29	51.64	33	102	639	65.4
196.96	49.64	23	96	562	62.9
171.20	45.87	17	73	375	41.7
216.77	49.10	14	83	279	28.8
516.85	54.35	39	199	747	82.5
38.72	28.21	9	21	312	35.2
273.10	41.95	30	104	584	58.8
				114	13.2
143.44	41.06	18	68	414	46.9
115.69	51.58	18	48	349	38.1
109.99	44.63	21	54	540	60.6
104.99	46.14	19	39	531	57.9
311.67	47.01	23	127	585	65.3
158.39	40.75	29	71	724	83.2
512.29	44.02	49	205	1170	129.3
56.32	50.00	7	23	148	16.2
204.46	41.73	14	88	381	41.9
277.06	48.79	16	107	412	44.5
299.42	39.29	31	119	644	66.0
227.63	36.94	23	93	666	74.8
120.98	36.36	11	53	308	35.0
88.83	26.58	11	34	444	49.6
29.08	29.30	7	10	256	28.8
129.50	33.58	13	54	402	45.0
99.06	30.15	15	50	524	58.1
57.79	32.34	9	30	303	33.8
121.60	41.19	15	59	318	35.9
126.75	41.54	21	61	467	54.0
53.61	36.25	6	18	240	25.8
49.88	33.13	12	26	332	36.7
223.91	32.56	26	85	774	86.7
136.11	34.99	18	52	623	62.0
12.74	16.48	3	4	267	30.1
45.49	31.74	10	22	334	36.6
				44	5.0
				531	58.0
119.25	37.68	17	53	414	47.7
349.50	32.90	25	160	763	86.9
60.80	40.10	8	22	207	22.4
61.08	26.83	10	26	451	50.1
62.09	35.73	16	28	431	49.6
128.55	32.73	19	62	556	63.1
89.25	26.69	16	44	472	51.5
45.85	22.74	8	18	365	40.9
79.53	26.52	11	29	445	49.8
95.10	34.98	20	42	646	70.9
123.07	32.10	11	48	433	49.4
116.13	28.55	23	57	732	84.6
389.48	36.43	26	183	733	82.9
37.17	27.43	7	16	339	37.8
113.82	32.33	9	48	266	28.7

112.41	31.92	18	53	473	51.2
31.59	31.06	7	16	293	31.5
50.78	28.21	12	26	397	44.0
23.49	35.44	5	8	158	17.6
41.09	35.07	7	18	211	24.1
229.32	29.45	32	103	971	108.6
91.63	30.24	15	47	463	51.8
84.78	32.70	21	37	679	75.9
				135	14.4
60.99	28.83	10	30	385	43.7
27.76	21.86	4	10	247	27.6
41.38	19.91	8	16	462	50.1
175.43	31.93	17	80	570	63.6
78.16	21.97	12	33	692	74.2
154.20	25.83	18	59	906	101.2
72.61	24.76	14	30	529	57.9
61.40	20.06	13	32	718	82.2
70.82	19.12	9	36	523	58.9
41.72	21.66	9	18	471	51.9
102.69	23.21	20	53	892	103.0
102.64	26.84	18	43	693	76.9
94.37	29.06	18	36	678	74.9
55.96	26.15	16	24	654	72.3
				245	27.7
42.59	26.02	6	19	246	27.3
66.16	22.07	13	23	743	82.2
60.42	25.84	12	33	449	50.3
39.23	26.38	10	16	326	35.8
273.81	27.00	50	106	2330	256.3
54.92	25.97	13	27	593	63.5
31.22	19.77	7	13	440	49.9
99.49	22.31	25	49	1179	134.5
143.32	27.30	25	63	1172	129.9
22.51	25.20	6	14	254	29.2
28.64	21.26	6	13	334	37.6
44.87	27.36	8	23	307	35.8
161.63	20.18	30	67	1898	211.6
33.99	26.97	7	16	304	35.0
82.27	26.92	14	41	509	58.4
9.97	16.07	4	7	224	25.4
157.32	24.81	31	71	1479	165.2
44.60	23.95	5	19	238	26.7
29.43	20.59	7	15	306	34.2
74.03	21.17	13	28	699	79.5
13.75	14.94	3	5	241	26.9
12.30	18.50	4	7	200	23.0
118.76	24.04	20	58	1011	113.7
29.79	18.91	8	13	476	54.1
9.41	16.25	2	3	160	17.8
91.68	20.78	13	42	693	76.4
12.38	21.35	4	6	192	21.8
42.48	21.25	10	18	433	47.9
62.71	20.00	15	30	590	62.3
25.42	21.14	5	12	317	35.6



7.39	13.71	2	2	175	20.0
44.94	22.55	12	28	603	68.9
17.37	10.42	3	6	240	25.3
27.31	15.28	9	16	589	65.4
26.55	16.73	4	13	245	27.7
31.22	17.46	8	16	401	46.0
70.12	20.92	15	33	564	60.0
34.00	20.59	9	15	437	50.1
10.89	15.90	5	6	415	47.1
18.37	14.83	4	8	317	35.9
29.03	21.34	6	12	389	41.4
20.75	10.23	4	11	391	44.2
66.13	23.62	8	19	563	61.2
				153	16.5
26.50	19.70	7	11	406	46.1
29.78	19.24	7	11	317	34.8
64.87	19.53	9	30	466	53.7
43.17	22.84	5	17	232	25.8
46.38	22.83	9	21	381	42.0
9.08	11.04	2	3	335	37.0
67.09	18.35	10	29	496	55.8
97.06	16.78	18	45	1144	131.1
49.80	16.27	12	22	676	75.1
76.53	21.45	14	31	816	89.7
9.72	10.00	2	4	220	24.1
60.52	15.73	14	26	941	107.2
162.53	18.39	32	69	2045	214.7
14.24	8.05	3	10	385	42.5
67.17	18.80	13	30	803	92.4
28.69	14.06	7	14	434	47.1
15.23	13.81	4	8	362	41.8
72.14	19.83	14	36	842	92.3
67.26	14.86	11	28	895	97.4
15.32	12.47	4	6	393	45.5
				102	11.7
20.33	17.68	6	9	379	41.7
12.96	13.83	3	4	253	28.9
61.28	20.54	9	24	370	42.8
5.90	20.51	2	5	117	13.0
30.71	8.39	7	13	858	95.3
				110	11.3
26.22	18.09	8	11	470	52.7
25.28	20.00	6	12	305	33.6
				381	44.3
70.19	15.15	14	29	944	106.8
9.51	7.76	2	3	606	66.2
15.02	7.45	4	6	698	77.5
6.72	8.71	2	4	264	28.8
21.09	12.86	7	11	552	62.0
45.75	19.51	7	19	364	39.3
21.48	19.35	3	7	155	17.0
28.13	14.55	6	11	550	61.8
19.83	13.78	5	10	370	41.8
13.51	15.35	4	5	241	26.1

5.06	7.69	2	4	299	34.4
22.86	13.45	4	10	342	39.5
81.01	14.32	19	37	1390	155.4
22.53	17.20	4	10	343	39.1
36.34	18.93	4	18	206	22.7
9.72	15.67	3	6	217	24.8
				255	29.2
93.16	17.23	14	43	911	104.8
46.84	14.38	13	20	925	104.9
13.23	12.86	4	7	412	46.6
17.11	12.30	5	10	447	51.5
12.70	18.06	4	8	216	23.7
12.54	17.31	2	5	104	11.7
18.86	17.17	5	9	361	39.3
46.33	14.37	7	23	480	54.4
35.66	9.81	8	21	887	98.7
35.88	11.78	9	16	764	85.5
18.00	16.73	4	8	263	29.5
23.31	10.59	8	15	746	86.2
28.15	16.48	6	16	358	41.5
15.78	12.19	5	6	402	45.8
8.31	11.61	3	5	336	38.0
39.67	11.64	8	23	464	52.6
15.41	11.46	2	9	192	21.9
6.65	6.01	2	3	416	44.8
				205	22.9
9.51	16.09	2	4	174	20.0
				199	22.5
25.29	15.95	5	18	351	39.6
32.47	12.84	6	14	522	57.9
				346	38.7
61.33	15.21	14	28	1118	122.2
4.67	12.03	2	2	158	17.6
34.17	11.87	10	14	918	103.5
				133	15.3
61.88	12.96	19	28	1798	195.9
38.99	13.66	11	23	937	104.7
3.78	15.49	2	2	142	15.2
34.62	13.16	7	15	646	71.6
21.47	15.25	3	8	223	25.0
7.41	15.25	2	3	590	60.5
99.75	12.27	15	43	1231	139.0
31.71	10.75	7	13	586	63.9
7.15	4.74	2	2	591	64.5
25.64	7.23	5	12	705	80.1
22.21	11.75	4	12	332	37.8
28.34	11.68	7	10	736	83.3
40.79	11.67	6	18	454	51.5
47.80	14.26	8	25	554	60.1
22.35	13.99	5	11	436	48.8
12.19	9.72	4	8	504	54.5
49.34	12.87	11	18	956	106.0
25.35	9.13	7	12	756	84.4
30.40	13.82	9	16	651	74.7

					160	18.3
79.23	10.36	20	35	2607	276.4	
5.93	8.08	2	3	198	22.0	
9.97	6.93	2	4	404	44.6	
9.11	13.57	3	5	199	22.1	
7.67	13.48	2	5	141	15.4	
10.23	9.19	3	4	359	41.3	
				136	15.1	
25.65	8.71	3	11	333	37.5	
				145	17.2	
				161	18.3	
28.65	11.09	8	13	577	67.8	
7.38	5.38	2	4	465	52.9	
				274	31.5	
2.46	4.61	2	3	347	41.0	
19.79	5.56	4	8	738	84.7	
				320	35.9	
				184	21.1	
				256	29.5	
12.59	12.50	3	5	248	27.6	
47.64	10.80	9	19	1009	113.9	
40.17	10.14	9	17	1036	113.7	
59.81	9.50	12	25	1390	157.0	
8.98	9.97	3	5	361	40.9	
6.26	5.86	2	4	273	30.7	
14.60	9.91	5	8	585	65.6	
15.75	10.54	4	8	427	48.5	
				177	21.1	
6.55	6.51	2	3	338	38.4	
22.08	9.91	7	12	737	81.4	
10.50	11.57	4	7	389	45.5	
4.02	4.31	2	2	394	44.7	
7.18	11.40	3	6	351	39.9	
24.18	8.68	5	13	703	81.1	
14.10	9.55	4	8	419	46.9	
29.57	8.17	7	15	1028	108.5	
7.39	1.75	2	5	972	109.3	
7.68	6.14	2	4	228	26.3	
82.33	10.85	8	38	885	97.3	
12.09	6.60	3	4	500	55.6	
24.91	10.75	8	14	586	69.4	
28.08	10.73	4	17	410	46.4	
10.43	7.81	3	4	461	53.8	
14.37	8.86	4	8	429	48.7	
23.69	9.22	5	9	553	62.8	
15.49	10.45	3	6	220	24.4	
47.90	9.82	9	18	967	105.3	
20.72	10.40	5	6	673	71.7	
21.22	5.70	5	8	1052	117.7	
31.66	7.10	5	13	831	92.0	
9.21	10.07	2	4	278	29.0	
6.10	6.47	2	3	340	39.1	
32.24	7.21	10	16	1609	177.5	
7.35	9.88	2	3	253	28.8	

15.52	9.85		4	7	335	37.4
5.77	7.30		2	3	274	32.3
33.84	8.12		9	12	1551	169.6
11.61	5.74		4	8	680	76.1
13.66	7.88		4	5	660	74.0
26.87	6.87		5	15	655	71.8
24.02	9.62		4	11	447	49.8
7.60	9.60		2	3	250	27.9
6.27	9.50		2	3	221	23.1
34.48	8.49		6	12	789	87.4
5.31	5.49		2	4	401	45.7
19.50	9.07		5	8	529	59.5
9.41	5.28		2	4	398	44.1
36.55	5.28		7	14	1439	162.0
20.00	7.47		5	9	843	96.6
					390	44.3
37.86	7.03		11	17	2019	220.7
5.78	6.51		2	3	415	45.4
					329	37.1
9.75	8.76		3	7	388	45.1
16.97	5.46		3	9	659	74.7
					302	34.2
					407	45.1
15.03	5.09		3	6	727	83.5
20.53	8.47		5	6	933	98.9
8.06	6.81		3	4	367	39.3
9.25	8.41		2	4	333	36.9
6.09	7.05		4	8	738	83.5
26.59	8.33		9	15	1248	138.8
11.95	8.25		3	6	485	54.6
17.84	6.10		3	8	492	54.3
30.49	6.63		7	12	935	105.2
17.13	7.96		4	7	628	69.2
8.16	4.08		2	3	417	44.9
					334	37.3
49.96	4.49		15	29	2871	312.0
					466	55.1
					472	53.4
26.20	6.95		6	13	1051	116.5
11.53	7.53		3	6	425	48.8
9.15	7.53		2	5	385	45.3
5.50	4.86		2	2	453	51.6
24.68	7.44		8	13	1627	180.9
					306	34.0
					181	20.6
9.03	5.30		3	4	830	91.0
13.03	7.06		3	5	439	49.1
7.71	7.03		2	3	370	42.0
10.60	7.00		3	6	357	39.1
5.36	4.00		2	2	475	51.6
6.96	5.13		2	4	390	43.3
3.78	6.83		2	4	322	37.3
4.98	6.82		2	2	264	29.2
5.82	4.20		2	4	500	55.5

					383	42.6
					487	55.0
					492	54.1
					409	47.4
15.38	6.55	3	7	611	68.4	
7.69	6.48	2	3	401	44.8	
9.05	6.46	3	6	480	51.3	
				418	46.3	
10.32	4.36	3	5	825	94.3	
				628	69.3	
9.56	4.41	3	5	771	88.8	
27.22	5.55	8	13	1639	187.8	
5.28	6.34	2	2	284	32.1	
4.47	6.30	2	2	349	39.8	
8.74	6.27	3	6	415	46.3	
				479	54.7	
6.87	6.21	2	2	483	52.3	
				437	48.5	
8.69	3.88	3	5	696	77.7	
4.66	6.16	2	2	422	47.4	
				541	56.6	
				479	51.3	
				448	49.5	
6.20	3.74	2	2	749	82.1	
28.29	5.60	8	13	1910	212.4	
				459	50.6	
				445	46.8	
4.71	2.11	2	4	806	89.3	
				555	62.7	
				296	32.4	
				649	72.7	
5.63	3.39	2	4	561	64.9	
				485	53.7	
26.46	3.29	8	10	2491	274.2	
				363	39.8	
26.77	5.37	6	12	1416	158.7	
5.97	5.29	2	2	548	61.6	
				579	64.1	
12.42	5.18	4	6	850	95.1	
4.72	5.11	2	2	333	37.1	
7.83	3.42	2	3	1023	110.0	
				414	48.4	
				513	57.0	
2.91	5.07	2	2	454	52.3	
8.07	3.99	3	5	952	105.3	
2.50	5.01	2	3	379	41.7	
15.39	4.93	2	6	406	44.1	
8.41	4.89	2	4	409	46.8	
13.29	4.09	5	7	1198	133.6	
				518	58.4	
15.59	4.81	2	7	478	54.3	
				461	52.1	
53.52	4.38	14	25	3695	399.5	
8.48	4.70	4	6	915	102.2	

10.88	3.12		4	5	1348	162.5
7.37	4.67		3	4	428	49.8
5.97	4.62		2	2	390	43.5
16.01	4.57		3	5	876	97.1
					493	54.5
35.73	3.93		6	16	1474	163.2
					388	42.8
20.77	2.83		5	9	2511	273.3
5.45	2.40		2	3	958	107.4
11.09	4.22		4	5	901	101.3
5.45	4.19		2	2	358	41.4
10.00	2.98		3	5	840	90.8
					1038	119.4
					558	61.6
					476	54.5
17.68	3.99		5	10	1478	165.4
13.44	3.98		2	5	628	67.4
5.40	3.96		2	2	556	60.3
9.71	3.90		2	6	744	73.3
6.05	3.89		2	3	591	66.3
					546	61.8
					607	69.5
2.60	3.66		2	2	629	68.0
5.55	2.62		2	2	992	110.3
					499	57.0
					250	27.3
24.96	2.50		3	8	1838	183.4
5.26	2.25		2	2	622	71.6
					739	83.1
5.03	3.46		3	3	953	107.1
					729	83.2
					848	96.8
					584	66.2
11.50	2.29		3	5	1181	129.2
7.85	3.39		2	4	709	81.0
					950	108.1
12.29	2.22		3	5	1663	187.0
9.11	3.28		3	3	915	103.8
15.76	2.14		4	6	2429	257.9
22.29	1.75		6	10	4391	468.5
11.85	3.21		2	5	560	62.1
					813	93.1
					703	77.2
8.20	3.05		3	4	1049	114.5
					603	69.1
					659	76.8
					244	28.9
3.67	2.79		2	3	823	91.9
					876	97.1
21.00	2.74		2	7	949	105.6
					840	94.3
6.58	2.72		2	3	810	88.1
14.18	2.70		5	7	1960	226.4
7.91	2.60		2	5	732	82.7

8.15	1.96	2	3	1479	166.6
7.62	2.54	2	3	865	96.7
				1270	140.9
				847	93.7
2.59	2.35	2	2	597	68.0
				776	85.3
				1615	179.0
				882	100.2
2.11	2.11	2	2	2850	282.2
				887	100.3
3.90	2.01	2	3	845	93.3
6.31	1.91	2	2	1100	121.9
9.23	1.78	3	5	2241	250.0
8.29	1.71	3	3	2162	235.9
6.41	1.69	2	2	1657	189.1
				940	106.2
16.20	1.57	7	9	4515	512.3
6.68	1.56	2	4	1408	154.2
7.13	1.16	5	6	4588	506.0
7.31	1.54	2	2	2409	256.1
				1123	126.1
5.20	1.32	2	3	1816	201.6
				1152	131.7
2.26	1.28	2	2	2186	234.9
1.98	1.27	2	2	1578	173.3
				2391	247.9
5.05	0.53	2	3	4544	504.3
				4624	528.7
6.86	0.69	2	4	2452	282.1
				2987	324.4
				4646	532.1
				4061	434.9

P62258
P27348
P63104
O00231
J3KNQ3
E9PCS3
Q15008
F5GXQ1
E9PQX2
Q9BRK5
Q96B60
P62906
P11021
Q9UHI8
E7EMM4
B7Z729
P60709
P61160
P61204
Q10469
P02765
P01023
P12814
O43707
B3KTI1
P06733
P06280
Q16706
P54802
Q86SJ2
F5GZ08
Q06481
HOYN42
P04083
P08758
D6RA82
P23352
P01008
F5H3T8
Q68CR9
C9JRG3
B4E3P0
Q08211
P50895
P98160
Q02742
Q96L58
Q8NES3
O43286
J3KS17
P08236
H3BS10
P07686



E7EVJ3
F8W1Q3
Q9Y6X5
Q5W0A2
F8VPD4
Q9BQT9
Q9NRB3
HOYN65
Q7LFX5
Q7LGC8
B7Z5J4
C9JP16
E7EU96
P07858
P07339
P07711
O60911
Q9UBR2
P11717
HOYD13
Q8NFZ8
P43121
O75503
O00299
Q9Y696
Q11201
Q92187
P53618
Q76M96
P20908
P12109
P27658
Q6UXH8
P00736
P01024
H3BLV0
P00751
P08603
P29279
Q9UBG0
Q9NZV1
Q14204
B7Z4K6
P81605
Q14126
HOYNP1
O94907
Q01459
P53634
Q9UHL4
F8WC54
Q8TE73
Q14118
P22413

P68104
P26641
P13639
Q9NZ08
Q9UKM7
P14625
Q9UNN8
B4DKB2
E9PG71
P52803
P52799
J3KMY5
Q9Y2E5
P60842
F5H335
B0QY90
E9PN86
Q16394
Q93063
F8W904;P55060-4
Q16610
H0Y930
Q8IXL6
P08294
P15311
Q08945
P49327
Q55YB0
P02792
P35555
Q8N441
P23142
P20930
Q5HY54
E7EN95
Q12841
Q86VR8
H3BQN4
Q08380
Q92820
P13284
E9PD92
J3KQG4
Q16769
E7EUT4;P04406-2
P41250
P11216
P35052
Q9Y625
Q92896
P28799
Q8NCC3
F5H018
E7EP32

H0YAF8
P48723
P34932
P11142
P07900
P08238
P69905
E9PFT6
O14792
Q9Y662
P05546
P08581
D6RAF8
Q5T6W1
P01892
Q5STU3
Q86YZ3
E9PL22
P22304
Q14974
B4E0R6
O95373
P09529
B4E351
P24592
Q8WX77
P17301
P26006
P08648
Q5T985
C9J1D9
P40189
Q12797-10
P11362-13
P02751-17
P08195-2
Q01813-2
P23526-2
P55287-2
P55283-2
O94985-2
Q9NPF2-2
P16870-2
Q13740-2
Q00610-2
Q9H5V8-2
Q13619-2
Q12805-2
O43854-2
Q08345-2
O43556-3
P19883-2
P07093-2
Q4G148-2

P06737-2
Q8NBJ4-2
Q14393-2
P08107-2
Q16270-2
Q08431-2
Q16363-2
P38571-2
Q7Z304-2
Q92859-2
Q8N2Q7-2
Q99650-2
P25788-2
Q8WUJ3-2
Q9Y5G3-2
P10586-2
P23470-2
Q13332-6
Q8WZ75-2
Q6UXD5-2
Q9NPR2-2
P31431-2
O14787-2
O95150-2
Q9NY97-2
P10155-3
O75882-3
P10909-3
Q7Z4H8-3
O95490-3
P01130-3
O00339-3
Q9HB63-3
P32004-3
P22392-2
P55058-3
P28074-3
Q13813-3
Q92973-3
Q9GZM7-3
Q7Z3V4-3
Q99715-4
P00533-4
P54803-4
Q09028-4
P19021-4
P78539-4
Q13308-5
O00468-6
Q9Y6N7-6
Q15149-7
Q14680-8
Q02297-8
Q92692-2

O60462-4
P05556-2
P15151-3
P05067-7
P14618-2
P15291-2
P30530-2
P98155-2
J3KR24
P13645
P02533
P08779
P35527
P04264
P35908
P13647
P04259
Q5T749
O15230
E7EPA6
P55268
P11047
Q99538
O43155
B4DKL4
P00338
P07195
O75197
H0YGW5
P51884
Q15046
P10253
O00754
P10619
P42785
Q9UMR5
P11279
B4E2S7
H0YAR1
Q9Y4K0
Q96JB6
P09603
Q9UM22
C9J8D4
F8W1C3
B3KTR6
Q14703
H3BMA1
Q5H9A7
P16035
P35625
B3KVK7
Q96QC4
Q29980

P26038
Q9UNW1
P35579
H0Y9C7
F5H325
P15586
O43505
Q8N0V5
E7EUA9
Q99574
Q14697
Q15758
Q9BZM5
F5H826
Q13253
F5H6A3
Q02818
H0YH88
Q9H173
Q86UD1
P50897
O95497
Q13219
P26022
P23284
Q92626
A6NIW5
Q06830
H7C3T4
B7Z7A9
D6RF62
E9PBU3
P36955
Q9BTY2
P05121
B7Z6M1
Q9GZP0
Q6UX71
Q86SR1
Q6P9A2
Q7Z7M9
F5H265
P07602
Q9H3G5
P09668
F5GZK1
Q8NBJ5
Q02809
E7ETU9
O60568
Q07954
Q32P28
Q8NBP7
P25786

P49720
P28070
O75629
C9IZG4
O00622
I3L398
E9PEP6
Q5SYT8
P48745
P06702
Q14517
Q8NHP8
P14618
P46940
Q15262
E7EPS8
D6RHI9
Q14563
E9PFD9
O75326
C9J2Q4
P10124
B4E2J3
Q92743
E9PMD7
H0YA55
Q99519
Q96PX8
O94991
Q8WVQ1
C9JIM8
Q99523
P52823
O00391
Q6ZRP7
Q6UWP8
O60279
O60687
Q5TCU6
F8VQ14
B7Z9L0
B4DYD8
B4DUR8
B4DQH4
J3QSU6
Q08629
F5H780
P07996
P35442
P05543
P04066
P10646
P00750
O14657

Q5W0C6
G3V0E5
P01137
P61812
P55072
Q24JP5
O14773
P68363
P07437
P68371
O00300
O75509
Q9GZX9
Q03405
E7ET40
P49767
Q6EMK4
D6RIU4
B0YJC4
P07225
P04004
Q6PCB0
O75083
P13010
F5H1I8
Q9H1B5



14-3-3 protein epsilon OS=Homo sapiens GN=YWHAE PE=1 SV=1 - [1433E_HUMAN]
14-3-3 protein theta OS=Homo sapiens GN=YWHAQ PE=1 SV=1 - [1433T_HUMAN]
14-3-3 protein zeta/delta OS=Homo sapiens GN=YWHAZ PE=1 SV=1 - [1433Z_HUMAN]
26S proteasome non-ATPase regulatory subunit 11 OS=Homo sapiens GN=PSMD11 PE=1 SV=3 - [PSD11_HUMAN]
26S proteasome non-ATPase regulatory subunit 13 OS=Homo sapiens GN=PSMD13 PE=4 SV=1 - [J3KNQ3_HUMAN]
26S proteasome non-ATPase regulatory subunit 2 OS=Homo sapiens GN=PSMD2 PE=2 SV=1 - [E9PCS3_HUMAN]
26S proteasome non-ATPase regulatory subunit 6 OS=Homo sapiens GN=PSMD6 PE=1 SV=1 - [PSMD6_HUMAN]
35 kDa inter-alpha-trypsin inhibitor heavy chain H4 OS=Homo sapiens GN=ITIH4 PE=2 SV=1 - [F5GXQ1_HUMAN]
40S ribosomal protein S3 OS=Homo sapiens GN=RPS3 PE=2 SV=1 - [E9PQX2_HUMAN]
45 kDa calcium-binding protein OS=Homo sapiens GN=SDF4 PE=1 SV=1 - [CAB45_HUMAN]
5'-nucleotidase OS=Homo sapiens GN=NT5E PE=2 SV=1 - [Q96B60_HUMAN]
60S ribosomal protein L10a OS=Homo sapiens GN=RPL10A PE=1 SV=2 - [RL10A_HUMAN]
78 kDa glucose-regulated protein OS=Homo sapiens GN=HSPA5 PE=1 SV=2 - [GRP78_HUMAN]
A disintegrin and metalloproteinase with thrombospondin motifs 1 OS=Homo sapiens GN=ADAMTS1 PE=1 SV=4 - [ATS1_HUMAN]
Acid ceramidase OS=Homo sapiens GN=ASAH1 PE=2 SV=1 - [E7EMM4_HUMAN]
Acid sphingomyelinase-like phosphodiesterase 3a OS=Homo sapiens GN=SMPDL3A PE=2 SV=1 - [B7Z729_HUMAN]
Actin, cytoplasmic 1 OS=Homo sapiens GN=ACTB PE=1 SV=1 - [ACTB_HUMAN]
Actin-related protein 2 OS=Homo sapiens GN=ACTR2 PE=1 SV=1 - [ARP2_HUMAN]
ADP-ribosylation factor 3 OS=Homo sapiens GN=ARF3 PE=1 SV=2 - [ARF3_HUMAN]
Alpha-1,6-mannosyl-glycoprotein 2-beta-N-acetylglucosaminyltransferase OS=Homo sapiens GN=MGAT2 PE=1 SV=1 - [MGAT2_HUMAN]
Alpha-2-HS-glycoprotein OS=Homo sapiens GN=AHSG PE=1 SV=1 - [FETUA_HUMAN]
Alpha-2-macroglobulin OS=Homo sapiens GN=A2M PE=1 SV=3 - [A2MG_HUMAN]
Alpha-actinin-1 OS=Homo sapiens GN=ACTN1 PE=1 SV=2 - [ACTN1_HUMAN]
Alpha-actinin-4 OS=Homo sapiens GN=ACTN4 PE=1 SV=2 - [ACTN4_HUMAN]
Alpha-amylase 2B OS=Homo sapiens GN=AMY2B PE=2 SV=1 - [B3KTI1_HUMAN]
Alpha-enolase OS=Homo sapiens GN=ENO1 PE=1 SV=2 - [ENOA_HUMAN]
Alpha-galactosidase A OS=Homo sapiens GN=GLA PE=1 SV=1 - [AGAL_HUMAN]
Alpha-mannosidase 2 OS=Homo sapiens GN=MAN2A1 PE=1 SV=2 - [MA2A1_HUMAN]
Alpha-N-acetylglucosaminidase OS=Homo sapiens GN=NAGLU PE=1 SV=2 - [ANAG_HUMAN]
Amphoterin-induced protein 2 OS=Homo sapiens GN=AMIGO2 PE=1 SV=1 - [AMGO2_HUMAN]
Amyloid-like protein 1 OS=Homo sapiens GN=APLP1 PE=2 SV=1 - [F5GZ08_HUMAN]
Amyloid-like protein 2 OS=Homo sapiens GN=APLP2 PE=1 SV=2 - [APLP2_HUMAN]
Annexin (Fragment) OS=Homo sapiens GN=ANXA2 PE=2 SV=1 - [HOYN42_HUMAN]
Annexin A1 OS=Homo sapiens GN=ANXA1 PE=1 SV=2 - [ANXA1_HUMAN]
Annexin A5 OS=Homo sapiens GN=ANXA5 PE=1 SV=2 - [ANXA5_HUMAN]
Annexin OS=Homo sapiens GN=ANXA3 PE=2 SV=1 - [D6RA82_HUMAN]
Anosmin-1 OS=Homo sapiens GN=KAL1 PE=1 SV=3 - [KALM_HUMAN]
Antithrombin-III OS=Homo sapiens GN=SERPINC1 PE=1 SV=1 - [ANT3_HUMAN]
Arginine--tRNA ligase, cytoplasmic OS=Homo sapiens GN=RARS PE=2 SV=1 - [F5H3T8_HUMAN]
Aspartate--tRNA ligase, cytoplasmic OS=Homo sapiens GN=DKFzP781B11202 PE=2 SV=1 - [Q68CR9_HUMAN]
Aspartyl aminopeptidase (Fragment) OS=Homo sapiens GN=DNPEP PE=2 SV=2 - [C9JRG3_HUMAN]
ATP-citrate synthase OS=Homo sapiens GN=ACLY PE=2 SV=1 - [B4E3P0_HUMAN]
ATP-dependent RNA helicase A OS=Homo sapiens GN=DHX9 PE=1 SV=4 - [DHX9_HUMAN]
Basal cell adhesion molecule OS=Homo sapiens GN=BCAM PE=1 SV=2 - [BCAM_HUMAN]
Basement membrane-specific heparan sulfate proteoglycan core protein OS=Homo sapiens GN=HSPG2 PE=1 SV=4 - [PGBM_HUMAN]
Beta-1,3-galactosyl-O-glycosyl-glycoprotein beta-1,6-N-acetylglucosaminyltransferase OS=Homo sapiens GN=GCNT1 PE=2 SV=2 - [GCNT1_HUMA]
Beta-1,3-galactosyltransferase 6 OS=Homo sapiens GN=B3GALT6 PE=2 SV=2 - [B3GT6_HUMAN]
Beta-1,3-N-acetylglucosaminyltransferase lunatic fringe OS=Homo sapiens GN=LFNG PE=1 SV=2 - [LFNG_HUMAN]
Beta-1,4-galactosyltransferase 5 OS=Homo sapiens GN=B4GALT5 PE=2 SV=1 - [B4GT5_HUMAN]
Beta-2-glycoprotein 1 (Fragment) OS=Homo sapiens GN=APOH PE=4 SV=1 - [J3KS17_HUMAN]
Beta-glucuronidase OS=Homo sapiens GN=GUSB PE=1 SV=2 - [BGLR_HUMAN]
Beta-hexosaminidase OS=Homo sapiens GN=HEXA PE=2 SV=1 - [H3BS10_HUMAN]
Beta-hexosaminidase subunit beta OS=Homo sapiens GN=HEXB PE=1 SV=3 - [HEXB_HUMAN]

Bifunctional heparan sulfate N-deacetylase/N-sulfotransferase 1 OS=Homo sapiens GN=NDST1 PE=2 SV=1 - [E7EVJ3_HUMAN]
Biotinidase OS=Homo sapiens GN=BTD PE=2 SV=1 - [F8W1Q3_HUMAN]
Bis(5'-adenosyl)-triphosphatase ENPP4 OS=Homo sapiens GN=ENPP4 PE=1 SV=3 - [ENPP4_HUMAN]
BRI2, membrane form OS=Homo sapiens GN=ITM2B PE=2 SV=1 - [Q5W0A2_HUMAN]
CAD protein OS=Homo sapiens GN=CAD PE=2 SV=1 - [F8VPD4_HUMAN]
Calsyntenin-3 OS=Homo sapiens GN=CLSTN3 PE=1 SV=1 - [CSTN3_HUMAN]
Carbohydrate sulfotransferase 12 OS=Homo sapiens GN=CHST12 PE=1 SV=2 - [CHSTC_HUMAN]
Carbohydrate sulfotransferase 14 OS=Homo sapiens GN=CHST14 PE=2 SV=1 - [HOYN65_HUMAN]
Carbohydrate sulfotransferase 15 OS=Homo sapiens GN=CHST15 PE=1 SV=1 - [CHSTF_HUMAN]
Carbohydrate sulfotransferase 3 OS=Homo sapiens GN=CHST3 PE=1 SV=3 - [CHST3_HUMAN]
Carboxypeptidase A4 OS=Homo sapiens GN=CPA4 PE=2 SV=1 - [B7Z5J4_HUMAN]
Cartilage-associated protein OS=Homo sapiens GN=CRTAP PE=2 SV=1 - [C9JP16_HUMAN]
Casein kinase II subunit alpha OS=Homo sapiens GN=CSNK2A1 PE=2 SV=1 - [E7EU96_HUMAN]
Cathepsin B OS=Homo sapiens GN=CTSB PE=1 SV=3 - [CATB_HUMAN]
Cathepsin D OS=Homo sapiens GN=CTSD PE=1 SV=1 - [CATD_HUMAN]
Cathepsin L1 OS=Homo sapiens GN=CTSL1 PE=1 SV=2 - [CATL1_HUMAN]
Cathepsin L2 OS=Homo sapiens GN=CTSL2 PE=1 SV=2 - [CATL2_HUMAN]
Cathepsin Z OS=Homo sapiens GN=CTSZ PE=1 SV=1 - [CATZ_HUMAN]
Cation-independent mannose-6-phosphate receptor OS=Homo sapiens GN=IGF2R PE=1 SV=3 - [MPRI_HUMAN]
CD44 antigen OS=Homo sapiens GN=CD44 PE=2 SV=2 - [HOYD13_HUMAN]
Cell adhesion molecule 4 OS=Homo sapiens GN=CADM4 PE=1 SV=1 - [CADM4_HUMAN]
Cell surface glycoprotein MUC18 OS=Homo sapiens GN=MCAM PE=1 SV=2 - [MUC18_HUMAN]
Ceroid-lipofuscinosis neuronal protein 5 OS=Homo sapiens GN=CLN5 PE=1 SV=2 - [CLN5_HUMAN]
Chloride intracellular channel protein 1 OS=Homo sapiens GN=CLIC1 PE=1 SV=4 - [CLIC1_HUMAN]
Chloride intracellular channel protein 4 OS=Homo sapiens GN=CLIC4 PE=1 SV=4 - [CLIC4_HUMAN]
CMP-N-acetylneuraminate-beta-galactosamide-alpha-2,3-sialyltransferase 1 OS=Homo sapiens GN=ST3GAL1 PE=2 SV=1 - [SIA4A_HUMAN]
CMP-N-acetylneuraminate-poly-alpha-2,8-sialyltransferase OS=Homo sapiens GN=ST8SIA4 PE=1 SV=1 - [SIA8D_HUMAN]
Coatomer subunit beta OS=Homo sapiens GN=COPB1 PE=1 SV=3 - [COPB_HUMAN]
Coiled-coil domain-containing protein 80 OS=Homo sapiens GN=CCDC80 PE=1 SV=1 - [CCD80_HUMAN]
Collagen alpha-1(V) chain OS=Homo sapiens GN=COL5A1 PE=1 SV=3 - [CO5A1_HUMAN]
Collagen alpha-1(VI) chain OS=Homo sapiens GN=COL6A1 PE=1 SV=3 - [CO6A1_HUMAN]
Collagen alpha-1(VIII) chain OS=Homo sapiens GN=COL8A1 PE=1 SV=2 - [CO8A1_HUMAN]
Collagen and calcium-binding EGF domain-containing protein 1 OS=Homo sapiens GN=CCBE1 PE=1 SV=1 - [CCBE1_HUMAN]
Complement C1r subcomponent OS=Homo sapiens GN=C1R PE=1 SV=2 - [C1R_HUMAN]
Complement C3 OS=Homo sapiens GN=C3 PE=1 SV=2 - [CO3_HUMAN]
Complement decay-accelerating factor (Fragment) OS=Homo sapiens GN=CD55 PE=4 SV=1 - [H3BLV0_HUMAN]
Complement factor B OS=Homo sapiens GN=CFB PE=1 SV=2 - [CFAB_HUMAN]
Complement factor H OS=Homo sapiens GN=CFH PE=1 SV=4 - [CFAH_HUMAN]
Connective tissue growth factor OS=Homo sapiens GN=CTGF PE=1 SV=2 - [CTGF_HUMAN]
C-type mannose receptor 2 OS=Homo sapiens GN=MRC2 PE=1 SV=2 - [MRC2_HUMAN]
Cysteine-rich motor neuron 1 protein OS=Homo sapiens GN=CRIM1 PE=1 SV=1 - [CRIM1_HUMAN]
Cytoplasmic dynein 1 heavy chain 1 OS=Homo sapiens GN=DYNC1H1 PE=1 SV=5 - [DYHC1_HUMAN]
Deoxyribonuclease-2-alpha OS=Homo sapiens GN=DNASE2 PE=2 SV=1 - [B7Z4K6_HUMAN]
Dermcidin OS=Homo sapiens GN=DCD PE=1 SV=2 - [DCD_HUMAN]
Desmoglein-2 OS=Homo sapiens GN=DSG2 PE=1 SV=2 - [DSG2_HUMAN]
D-glucuronoyl C5-epimerase OS=Homo sapiens GN=GLCE PE=2 SV=1 - [HOYNP1_HUMAN]
Dickkopf-related protein 1 OS=Homo sapiens GN=DKK1 PE=1 SV=1 - [DKK1_HUMAN]
Di-N-acetylchitobiase OS=Homo sapiens GN=CTBS PE=1 SV=1 - [DIAC_HUMAN]
Dipeptidyl peptidase 1 OS=Homo sapiens GN=CTSC PE=1 SV=2 - [CATC_HUMAN]
Dipeptidyl peptidase 2 OS=Homo sapiens GN=DPP7 PE=1 SV=3 - [DPP2_HUMAN]
Disintegrin and metalloproteinase domain-containing protein 9 OS=Homo sapiens GN=ADAM9 PE=2 SV=1 - [F8WC54_HUMAN]
Dynein heavy chain 5, axonemal OS=Homo sapiens GN=DNAH5 PE=1 SV=3 - [DYH5_HUMAN]
Dystroglycan OS=Homo sapiens GN=DAG1 PE=1 SV=2 - [DAG1_HUMAN]
Ectonucleotide pyrophosphatase/phosphodiesterase family member 1 OS=Homo sapiens GN=ENPP1 PE=1 SV=2 - [ENPP1_HUMAN]

Elongation factor 1-alpha 1 OS=Homo sapiens GN=EEF1A1 PE=1 SV=1 - [EF1A1_HUMAN]
Elongation factor 1-gamma OS=Homo sapiens GN=EEF1G PE=1 SV=3 - [EF1G_HUMAN]
Elongation factor 2 OS=Homo sapiens GN=EEF2 PE=1 SV=4 - [EF2_HUMAN]
Endoplasmic reticulum aminopeptidase 1 OS=Homo sapiens GN=ERAP1 PE=1 SV=3 - [ERAP1_HUMAN]
Endoplasmic reticulum mannosyl-oligosaccharide 1,2-alpha-mannosidase OS=Homo sapiens GN=MAN1B1 PE=1 SV=2 - [MA1B1_HUMAN]
Endoplasmic reticulum protein OS=Homo sapiens GN=HSP90B1 PE=1 SV=1 - [ENPL_HUMAN]
Endothelial protein C receptor OS=Homo sapiens GN=PROCR PE=1 SV=1 - [EPCR_HUMAN]
Endothelin-converting enzyme 1 OS=Homo sapiens GN=ECE1 PE=2 SV=1 - [B4DKB2_HUMAN]
Ephrin type-A receptor 4 OS=Homo sapiens GN=EPHA4 PE=2 SV=1 - [E9PG71_HUMAN]
Ephrin-A5 OS=Homo sapiens GN=EFNA5 PE=1 SV=1 - [EFNA5_HUMAN]
Ephrin-B2 OS=Homo sapiens GN=EFNB2 PE=1 SV=1 - [EFNB2_HUMAN]
Epididymal secretory protein E1 OS=Homo sapiens GN=NPC2 PE=4 SV=1 - [J3KMY5_HUMAN]
Epididymis-specific alpha-mannosidase OS=Homo sapiens GN=MAN2B2 PE=1 SV=4 - [MA2B2_HUMAN]
Eukaryotic initiation factor 4A-I OS=Homo sapiens GN=EIF4A1 PE=1 SV=1 - [IF4A1_HUMAN]
Eukaryotic translation initiation factor 3 subunit A OS=Homo sapiens GN=EIF3A PE=2 SV=1 - [F5H335_HUMAN]
Eukaryotic translation initiation factor 3 subunit L OS=Homo sapiens GN=EIF3L PE=2 SV=1 - [B0QY90_HUMAN]
Eukaryotic translation initiation factor 3 subunit M (Fragment) OS=Homo sapiens GN=EIF3M PE=2 SV=1 - [E9PN86_HUMAN]
Exostosin-1 OS=Homo sapiens GN=EXT1 PE=1 SV=2 - [EXT1_HUMAN]
Exostosin-2 OS=Homo sapiens GN=EXT2 PE=1 SV=1 - [EXT2_HUMAN]
Exportin-2 OS=Homo sapiens GN=CSE1L PE=2 SV=1 - [F8W904_HUMAN]
Extracellular matrix protein 1 OS=Homo sapiens GN=ECM1 PE=1 SV=2 - [ECM1_HUMAN]
Extracellular matrix protein FRAS1 (Fragment) OS=Homo sapiens GN=FRAS1 PE=4 SV=1 - [H0Y930_HUMAN]
Extracellular serine/threonine protein kinase FAM20C OS=Homo sapiens GN=FAM20C PE=1 SV=2 - [DMP4_HUMAN]
Extracellular superoxide dismutase [Cu-Zn] OS=Homo sapiens GN=SOD3 PE=1 SV=2 - [SODE_HUMAN]
Ezrin OS=Homo sapiens GN=EZR PE=1 SV=4 - [EZRI_HUMAN]
FACT complex subunit SSRP1 OS=Homo sapiens GN=SSRP1 PE=1 SV=1 - [SSRP1_HUMAN]
Fatty acid synthase OS=Homo sapiens GN=FASN PE=1 SV=3 - [FAS_HUMAN]
FERM and PDZ domain-containing protein 1 OS=Homo sapiens GN=FRMPD1 PE=1 SV=1 - [FRPD1_HUMAN]
Ferritin light chain OS=Homo sapiens GN=FTL PE=1 SV=2 - [FRIL_HUMAN]
Fibrillin-1 OS=Homo sapiens GN=FBN1 PE=1 SV=3 - [FBN1_HUMAN]
Fibroblast growth factor receptor-like 1 OS=Homo sapiens GN=FGFRL1 PE=1 SV=1 - [FGRL1_HUMAN]
Fibulin-1 OS=Homo sapiens GN=FBLN1 PE=1 SV=4 - [FBLN1_HUMAN]
Filaggrin OS=Homo sapiens GN=FLG PE=1 SV=3 - [FILA_HUMAN]
Filamin-A OS=Homo sapiens GN=FLNA PE=2 SV=1 - [Q5HY54_HUMAN]
Filamin-B OS=Homo sapiens GN=FLNB PE=2 SV=1 - [E7EN95_HUMAN]
Follistatin-related protein 1 OS=Homo sapiens GN=FSTL1 PE=1 SV=1 - [FSTL1_HUMAN]
Four-jointed box protein 1 OS=Homo sapiens GN=FJX1 PE=2 SV=1 - [FJX1_HUMAN]
Fructose-bisphosphate aldolase OS=Homo sapiens GN=ALDOA PE=2 SV=1 - [H3BQN4_HUMAN]
Galectin-3-binding protein OS=Homo sapiens GN=LGALS3BP PE=1 SV=1 - [LG3BP_HUMAN]
Gamma-glutamyl hydrolase OS=Homo sapiens GN=GGH PE=1 SV=2 - [GGH_HUMAN]
Gamma-interferon-inducible lysosomal thiol reductase OS=Homo sapiens GN=IFI30 PE=1 SV=3 - [GILT_HUMAN]
Glucose-6-phosphate 1-dehydrogenase (Fragment) OS=Homo sapiens GN=G6PD PE=2 SV=1 - [E9PD92_HUMAN]
Glucosylceramidase OS=Homo sapiens GN=GBA PE=4 SV=1 - [J3KQG4_HUMAN]
Glutaminyl-peptide cyclotransferase OS=Homo sapiens GN=QPCT PE=1 SV=1 - [QPCT_HUMAN]
Glyceraldehyde-3-phosphate dehydrogenase OS=Homo sapiens GN=GAPDH PE=2 SV=1 - [E7EUT4_HUMAN]
Glycine--tRNA ligase OS=Homo sapiens GN=GARS PE=1 SV=3 - [SYG_HUMAN]
Glycogen phosphorylase, brain form OS=Homo sapiens GN=PYGB PE=1 SV=5 - [PYGB_HUMAN]
Glypican-1 OS=Homo sapiens GN=GPC1 PE=1 SV=2 - [GPC1_HUMAN]
Glypican-6 OS=Homo sapiens GN=GPC6 PE=1 SV=1 - [GPC6_HUMAN]
Golgi apparatus protein 1 OS=Homo sapiens GN=GLG1 PE=1 SV=2 - [GSLG1_HUMAN]
Granulins OS=Homo sapiens GN=GRN PE=1 SV=2 - [GRN_HUMAN]
Group XV phospholipase A2 OS=Homo sapiens GN=PLA2G15 PE=1 SV=2 - [PAG15_HUMAN]
GTP-binding nuclear protein Ran (Fragment) OS=Homo sapiens GN=RAN PE=2 SV=1 - [F5H018_HUMAN]
Guanine nucleotide-binding protein G(I)/G(S)/G(T) subunit beta-2 OS=Homo sapiens GN=GNB2 PE=2 SV=1 - [E7EP32_HUMAN]

Guanine nucleotide-binding protein subunit beta-2-like 1 (Fragment) OS=Homo sapiens GN=GNB2L1 PE=4 SV=1 - [H0YAF8_HUMAN]
Heat shock 70 kDa protein 13 OS=Homo sapiens GN=HSPA13 PE=1 SV=1 - [HSP13_HUMAN]
Heat shock 70 kDa protein 4 OS=Homo sapiens GN=HSPA4 PE=1 SV=4 - [HSP74_HUMAN]
Heat shock cognate 71 kDa protein OS=Homo sapiens GN=HSPA8 PE=1 SV=1 - [HSP7C_HUMAN]
Heat shock protein HSP 90-alpha OS=Homo sapiens GN=HSP90AA1 PE=1 SV=5 - [HS90A_HUMAN]
Heat shock protein HSP 90-beta OS=Homo sapiens GN=HSP90AB1 PE=1 SV=4 - [HS90B_HUMAN]
Hemoglobin subunit alpha OS=Homo sapiens GN=HBA1 PE=1 SV=2 - [HBA_HUMAN]
Hemoglobin subunit delta OS=Homo sapiens GN=HBD PE=2 SV=1 - [E9PFT6_HUMAN]
Heparan sulfate glucosamine 3-O-sulfotransferase 1 OS=Homo sapiens GN=HS3ST1 PE=1 SV=1 - [HS3S1_HUMAN]
Heparan sulfate glucosamine 3-O-sulfotransferase 3B1 OS=Homo sapiens GN=HS3ST3B1 PE=1 SV=1 - [HS3SB_HUMAN]
Heparin cofactor 2 OS=Homo sapiens GN=SERPIND1 PE=1 SV=3 - [HEP2_HUMAN]
Hepatocyte growth factor receptor OS=Homo sapiens GN=MET PE=1 SV=4 - [MET_HUMAN]
Heterogeneous nuclear ribonucleoprotein D0 (Fragment) OS=Homo sapiens GN=HNRNPD PE=2 SV=1 - [D6RAF8_HUMAN]
Heterogeneous nuclear ribonucleoprotein K OS=Homo sapiens GN=HNRNPK PE=2 SV=1 - [Q5T6W1_HUMAN]
HLA class I histocompatibility antigen, A-2 alpha chain OS=Homo sapiens GN=HLA-A PE=1 SV=1 - [1A02_HUMAN]
HLA-B associated transcript 1 OS=Homo sapiens GN=DDX39B PE=4 SV=2 - [Q5STU3_HUMAN]
Hornerin OS=Homo sapiens GN=HRNR PE=1 SV=2 - [HORN_HUMAN]
Hypoxia up-regulated protein 1 OS=Homo sapiens GN=HYOU1 PE=3 SV=1 - [E9PL22_HUMAN]
Iduronate 2-sulfatase OS=Homo sapiens GN=IDS PE=1 SV=1 - [IDS_HUMAN]
Importin subunit beta-1 OS=Homo sapiens GN=KPNB1 PE=1 SV=2 - [IMB1_HUMAN]
Importin-5 OS=Homo sapiens GN=IPO5 PE=2 SV=1 - [B4E0R6_HUMAN]
Importin-7 OS=Homo sapiens GN=IPO7 PE=1 SV=1 - [IPO7_HUMAN]
Inhibin beta B chain OS=Homo sapiens GN=INHBB PE=1 SV=2 - [INHBB_HUMAN]
Insulin-like growth factor-binding protein 4 OS=Homo sapiens GN=IGFBP4 PE=2 SV=1 - [B4E351_HUMAN]
Insulin-like growth factor-binding protein 6 OS=Homo sapiens GN=IGFBP6 PE=1 SV=1 - [IBP6_HUMAN]
Insulin-like growth factor-binding protein-like 1 OS=Homo sapiens GN=IGFBPL1 PE=2 SV=1 - [IBPL1_HUMAN]
Integrin alpha-2 OS=Homo sapiens GN=ITGA2 PE=1 SV=1 - [ITA2_HUMAN]
Integrin alpha-3 OS=Homo sapiens GN=ITGA3 PE=1 SV=5 - [ITA3_HUMAN]
Integrin alpha-5 OS=Homo sapiens GN=ITGA5 PE=1 SV=2 - [ITA5_HUMAN]
Inter-alpha-trypsin inhibitor heavy chain H2 OS=Homo sapiens GN=ITIH2 PE=4 SV=1 - [Q5T985_HUMAN]
Interleukin-1 receptor accessory protein (Fragment) OS=Homo sapiens GN=IL1RAP PE=2 SV=1 - [C9J1D9_HUMAN]
Interleukin-6 receptor subunit beta OS=Homo sapiens GN=IL6ST PE=1 SV=2 - [IL6RB_HUMAN]
Isoform 10 of Aspartyl/asparaginyl beta-hydroxylase OS=Homo sapiens GN=ASPH - [ASPH_HUMAN]
Isoform 13 of Fibroblast growth factor receptor 1 OS=Homo sapiens GN=FGFR1 - [FGFR1_HUMAN]
Isoform 17 of Fibronectin OS=Homo sapiens GN=FN1 - [FINC_HUMAN]
Isoform 2 of 4F2 cell-surface antigen heavy chain OS=Homo sapiens GN=SLC3A2 - [4F2_HUMAN]
Isoform 2 of 6-phosphofruktokinase type C OS=Homo sapiens GN=PFKP - [K6PP_HUMAN]
Isoform 2 of Adenosylhomocysteinase OS=Homo sapiens GN=AHCY - [SAHH_HUMAN]
Isoform 2 of Cadherin-11 OS=Homo sapiens GN=CDH11 - [CAD11_HUMAN]
Isoform 2 of Cadherin-4 OS=Homo sapiens GN=CDH4 - [CADH4_HUMAN]
Isoform 2 of Calsyntenin-1 OS=Homo sapiens GN=CLSTN1 - [CSTN1_HUMAN]
Isoform 2 of Carbohydrate sulfotransferase 11 OS=Homo sapiens GN=CHST11 - [CHSTB_HUMAN]
Isoform 2 of Carboxypeptidase E OS=Homo sapiens GN=CPE - [CBPE_HUMAN]
Isoform 2 of CD166 antigen OS=Homo sapiens GN=ALCAM - [CD166_HUMAN]
Isoform 2 of Clathrin heavy chain 1 OS=Homo sapiens GN=CLTC - [CLH1_HUMAN]
Isoform 2 of CUB domain-containing protein 1 OS=Homo sapiens GN=CDCP1 - [CDCP1_HUMAN]
Isoform 2 of Cullin-4A OS=Homo sapiens GN=CUL4A - [CUL4A_HUMAN]
Isoform 2 of EGF-containing fibulin-like extracellular matrix protein 1 OS=Homo sapiens GN=EFEMP1 - [FBLN3_HUMAN]
Isoform 2 of EGF-like repeat and discoidin I-like domain-containing protein 3 OS=Homo sapiens GN=EDIL3 - [EDIL3_HUMAN]
Isoform 2 of Epithelial discoidin domain-containing receptor 1 OS=Homo sapiens GN=DDR1 - [DDR1_HUMAN]
Isoform 2 of Epsilon-sarcoglycan OS=Homo sapiens GN=SGCE - [SGCE_HUMAN]
Isoform 2 of Follistatin OS=Homo sapiens GN=FST - [FST_HUMAN]
Isoform 2 of Glia-derived nexin OS=Homo sapiens GN=SERPINE2 - [GDN_HUMAN]
Isoform 2 of Glucoside xylosyltransferase 1 OS=Homo sapiens GN=GXYLT1 - [GXLT1_HUMAN]

Isoform 2 of Glycogen phosphorylase, liver form OS=Homo sapiens GN=PYGL - [PYGL_HUMAN]
Isoform 2 of Golgi membrane protein 1 OS=Homo sapiens GN=GOLM1 - [GOLM1_HUMAN]
Isoform 2 of Growth arrest-specific protein 6 OS=Homo sapiens GN=GAS6 - [GAS6_HUMAN]
Isoform 2 of Heat shock 70 kDa protein 1A/1B OS=Homo sapiens GN=HSPA1A - [HSP71_HUMAN]
Isoform 2 of Insulin-like growth factor-binding protein 7 OS=Homo sapiens GN=IGFBP7 - [IBP7_HUMAN]
Isoform 2 of Lactadherin OS=Homo sapiens GN=MFGE8 - [MFGM_HUMAN]
Isoform 2 of Laminin subunit alpha-4 OS=Homo sapiens GN=LAMA4 - [LAMA4_HUMAN]
Isoform 2 of Lysosomal acid lipase/cholesteryl ester hydrolase OS=Homo sapiens GN=LIPA - [LICH_HUMAN]
Isoform 2 of MAM domain-containing protein 2 OS=Homo sapiens GN=MAMDC2 - [MAMC2_HUMAN]
Isoform 2 of Neogenin OS=Homo sapiens GN=NEO1 - [NEO1_HUMAN]
Isoform 2 of Neuroligin-1 OS=Homo sapiens GN=NLGN1 - [NLGN1_HUMAN]
Isoform 2 of Oncostatin-M-specific receptor subunit beta OS=Homo sapiens GN=OSMR - [OSMR_HUMAN]
Isoform 2 of Proteasome subunit alpha type-3 OS=Homo sapiens GN=PSMA3 - [PSA3_HUMAN]
Isoform 2 of Protein KIAA1199 OS=Homo sapiens GN=KIAA1199 - [K1199_HUMAN]
Isoform 2 of Protocadherin gamma-B1 OS=Homo sapiens GN=PCDHGB1 - [PCDGD_HUMAN]
Isoform 2 of Receptor-type tyrosine-protein phosphatase F OS=Homo sapiens GN=PTPRF - [PTPRF_HUMAN]
Isoform 2 of Receptor-type tyrosine-protein phosphatase gamma OS=Homo sapiens GN=PTPRG - [PTPRG_HUMAN]
Isoform 2 of Receptor-type tyrosine-protein phosphatase S OS=Homo sapiens GN=PTPRS - [PTPRS_HUMAN]
Isoform 2 of Roundabout homolog 4 OS=Homo sapiens GN=ROBO4 - [ROBO4_HUMAN]
Isoform 2 of Seizure 6-like protein 2 OS=Homo sapiens GN=SEZ6L2 - [SE6L2_HUMAN]
Isoform 2 of Semaphorin-4B OS=Homo sapiens GN=SEMA4B - [SEM4B_HUMAN]
Isoform 2 of Syndecan-4 OS=Homo sapiens GN=SDC4 - [SDC4_HUMAN]
Isoform 2 of Transportin-2 OS=Homo sapiens GN=TNPO2 - [TNPO2_HUMAN]
Isoform 2 of Tumor necrosis factor ligand superfamily member 15 OS=Homo sapiens GN=TNFSF15 - [TNF15_HUMAN]
Isoform 2 of UDP-GlcNAc:betaGal beta-1,3-N-acetylglucosaminyltransferase 2 OS=Homo sapiens GN=B3GNT2 - [B3GN2_HUMAN]
Isoform 3 of 60 kDa SS-A/Ro ribonucleoprotein OS=Homo sapiens GN=TROVE2 - [RO60_HUMAN]
Isoform 3 of Attractin OS=Homo sapiens GN=ATRN - [ATRN_HUMAN]
Isoform 3 of Clusterin OS=Homo sapiens GN=CLU - [CLUS_HUMAN]
Isoform 3 of KDEL motif-containing protein 2 OS=Homo sapiens GN=KDEL2 - [KDEL2_HUMAN]
Isoform 3 of Latrophilin-2 OS=Homo sapiens GN=LPHN2 - [LPHN2_HUMAN]
Isoform 3 of Low-density lipoprotein receptor OS=Homo sapiens GN=LDLR - [LDLR_HUMAN]
Isoform 3 of Matrilin-2 OS=Homo sapiens GN=MATN2 - [MATN2_HUMAN]
Isoform 3 of Netrin-4 OS=Homo sapiens GN=NTN4 - [NET4_HUMAN]
Isoform 3 of Neural cell adhesion molecule L1 OS=Homo sapiens GN=L1CAM - [L1CAM_HUMAN]
Isoform 3 of Nucleoside diphosphate kinase B OS=Homo sapiens GN=NME2 - [NDKB_HUMAN]
Isoform 3 of Phospholipid transfer protein OS=Homo sapiens GN=PLTP - [PLTP_HUMAN]
Isoform 3 of Proteasome subunit beta type-5 OS=Homo sapiens GN=PSMB5 - [PSB5_HUMAN]
Isoform 3 of Spectrin alpha chain, non-erythrocytic 1 OS=Homo sapiens GN=SPTAN1 - [SPTN1_HUMAN]
Isoform 3 of Transportin-1 OS=Homo sapiens GN=TNPO1 - [TNPO1_HUMAN]
Isoform 3 of Tubulointerstitial nephritis antigen-like OS=Homo sapiens GN=TINAGL1 - [TINAL_HUMAN]
Isoform 3 of Ubiquitin-protein ligase E3B OS=Homo sapiens GN=UBE3B - [UBE3B_HUMAN]
Isoform 4 of Collagen alpha-1(XII) chain OS=Homo sapiens GN=COL12A1 - [COCA1_HUMAN]
Isoform 4 of Epidermal growth factor receptor OS=Homo sapiens GN=EGFR - [EGFR_HUMAN]
Isoform 4 of Galactocerebrosidase OS=Homo sapiens GN=GALC - [GALC_HUMAN]
Isoform 4 of Histone-binding protein RBBP4 OS=Homo sapiens GN=RBBP4 - [RBBP4_HUMAN]
Isoform 4 of Peptidyl-glycine alpha-amidating monooxygenase OS=Homo sapiens GN=PAM - [AMD_HUMAN]
Isoform 4 of Sushi repeat-containing protein SRPX OS=Homo sapiens GN=SRPX - [SRPX_HUMAN]
Isoform 5 of Inactive tyrosine-protein kinase 7 OS=Homo sapiens GN=PTK7 - [PTK7_HUMAN]
Isoform 6 of Agrin OS=Homo sapiens GN=AGRN - [AGRIN_HUMAN]
Isoform 6 of Roundabout homolog 1 OS=Homo sapiens GN=ROBO1 - [ROBO1_HUMAN]
Isoform 7 of Plectin OS=Homo sapiens GN=PLEC - [PLEC_HUMAN]
Isoform 8 of Maternal embryonic leucine zipper kinase OS=Homo sapiens GN=MELK - [MELK_HUMAN]
Isoform 8 of Pro-neuregulin-1, membrane-bound isoform OS=Homo sapiens GN=NRG1 - [NRG1_HUMAN]
Isoform Alpha of Poliovirus receptor-related protein 2 OS=Homo sapiens GN=PVRL2 - [PVRL2_HUMAN]



Isoform B0 of Neuropilin-2 OS=Homo sapiens GN=NRP2 - [NRP2_HUMAN]
Isoform Beta-1B of Integrin beta-1 OS=Homo sapiens GN=ITGB1 - [ITB1_HUMAN]
Isoform Gamma of Poliovirus receptor OS=Homo sapiens GN=PVR - [PVR_HUMAN]
Isoform L-APP733 of Amyloid beta A4 protein OS=Homo sapiens GN=APP - [A4_HUMAN]
Isoform M1 of Pyruvate kinase isozymes M1/M2 OS=Homo sapiens GN=PKM - [KPYM_HUMAN]
Isoform Short of Beta-1,4-galactosyltransferase 1 OS=Homo sapiens GN=B4GALT1 - [B4GT1_HUMAN]
Isoform Short of Tyrosine-protein kinase receptor UFO OS=Homo sapiens GN=AXL - [UFO_HUMAN]
Isoform Short of Very low-density lipoprotein receptor OS=Homo sapiens GN=VLDLR - [VLDLR_HUMAN]
Isoleucine--tRNA ligase, cytoplasmic OS=Homo sapiens GN=IARS PE=2 SV=1 - [J3KR24_HUMAN]
Keratin, type I cytoskeletal 10 OS=Homo sapiens GN=KRT10 PE=1 SV=6 - [K1C10_HUMAN]
Keratin, type I cytoskeletal 14 OS=Homo sapiens GN=KRT14 PE=1 SV=4 - [K1C14_HUMAN]
Keratin, type I cytoskeletal 16 OS=Homo sapiens GN=KRT16 PE=1 SV=4 - [K1C16_HUMAN]
Keratin, type I cytoskeletal 9 OS=Homo sapiens GN=KRT9 PE=1 SV=3 - [K1C9_HUMAN]
Keratin, type II cytoskeletal 1 OS=Homo sapiens GN=KRT1 PE=1 SV=6 - [K2C1_HUMAN]
Keratin, type II cytoskeletal 2 epidermal OS=Homo sapiens GN=KRT2 PE=1 SV=2 - [K22E_HUMAN]
Keratin, type II cytoskeletal 5 OS=Homo sapiens GN=KRT5 PE=1 SV=3 - [K2C5_HUMAN]
Keratin, type II cytoskeletal 6B OS=Homo sapiens GN=KRT6B PE=1 SV=5 - [K2C6B_HUMAN]
Keratinocyte proline-rich protein OS=Homo sapiens GN=KPRP PE=1 SV=1 - [KPRP_HUMAN]
Laminin subunit alpha-5 OS=Homo sapiens GN=LAMA5 PE=1 SV=8 - [LAMA5_HUMAN]
Laminin subunit beta-1 OS=Homo sapiens GN=LAMB1 PE=2 SV=1 - [E7EPA6_HUMAN]
Laminin subunit beta-2 OS=Homo sapiens GN=LAMB2 PE=1 SV=2 - [LAMB2_HUMAN]
Laminin subunit gamma-1 OS=Homo sapiens GN=LAMC1 PE=1 SV=3 - [LAMC1_HUMAN]
Legumain OS=Homo sapiens GN=LGMN PE=1 SV=1 - [LGMN_HUMAN]
Leucine-rich repeat transmembrane protein FLRT2 OS=Homo sapiens GN=FLRT2 PE=1 SV=1 - [FLRT2_HUMAN]
Lipolysis-stimulated lipoprotein receptor OS=Homo sapiens GN=LSR PE=2 SV=1 - [B4DKL4_HUMAN]
L-lactate dehydrogenase A chain OS=Homo sapiens GN=LDHA PE=1 SV=2 - [LDHA_HUMAN]
L-lactate dehydrogenase B chain OS=Homo sapiens GN=LDHB PE=1 SV=2 - [LDHB_HUMAN]
Low-density lipoprotein receptor-related protein 5 OS=Homo sapiens GN=LRP5 PE=1 SV=2 - [LRP5_HUMAN]
Low-density lipoprotein receptor-related protein 6 (Fragment) OS=Homo sapiens GN=LRP6 PE=4 SV=1 - [H0YGW5_HUMAN]
Lumican OS=Homo sapiens GN=LUM PE=1 SV=2 - [LUM_HUMAN]
Lysine--tRNA ligase OS=Homo sapiens GN=KARS PE=1 SV=3 - [SYK_HUMAN]
Lysosomal alpha-glucosidase OS=Homo sapiens GN=GAA PE=1 SV=4 - [LYAG_HUMAN]
Lysosomal alpha-mannosidase OS=Homo sapiens GN=MAN2B1 PE=1 SV=3 - [MA2B1_HUMAN]
Lysosomal protective protein OS=Homo sapiens GN=CTSA PE=1 SV=2 - [PPGB_HUMAN]
Lysosomal Pro-X carboxypeptidase OS=Homo sapiens GN=PRCP PE=1 SV=1 - [PCP_HUMAN]
Lysosomal thioesterase PPT2 OS=Homo sapiens GN=PPT2 PE=1 SV=4 - [PPT2_HUMAN]
Lysosome-associated membrane glycoprotein 1 OS=Homo sapiens GN=LAMP1 PE=1 SV=3 - [LAMP1_HUMAN]
Lysosome-associated membrane glycoprotein 2 OS=Homo sapiens GN=LAMP2 PE=2 SV=1 - [B4E2S7_HUMAN]
Lysyl oxidase homolog 2 (Fragment) OS=Homo sapiens GN=LOXL2 PE=4 SV=1 - [HOYAR1_HUMAN]
Lysyl oxidase homolog 2 OS=Homo sapiens GN=LOXL2 PE=1 SV=1 - [LOXL2_HUMAN]
Lysyl oxidase homolog 4 OS=Homo sapiens GN=LOXL4 PE=1 SV=1 - [LOXL4_HUMAN]
Macrophage colony-stimulating factor 1 OS=Homo sapiens GN=CSF1 PE=1 SV=2 - [CSF1_HUMAN]
Mammalian ependymin-related protein 1 OS=Homo sapiens GN=EPDR1 PE=1 SV=2 - [EPDR1_HUMAN]
Mannosyl-oligosaccharide glucosidase (Fragment) OS=Homo sapiens GN=MOGS PE=2 SV=1 - [C9J8D4_HUMAN]
Matrix metalloproteinase-19 OS=Homo sapiens GN=MMP19 PE=2 SV=1 - [F8W1C3_HUMAN]
Matrix-remodeling-associated protein 8 OS=Homo sapiens GN=MXRA8 PE=2 SV=1 - [B3KTR6_HUMAN]
Membrane-bound transcription factor site-1 protease OS=Homo sapiens GN=MBTPS1 PE=1 SV=1 - [MBTP1_HUMAN]
Mesothelin (Fragment) OS=Homo sapiens GN=MSLN PE=2 SV=2 - [H3BMA1_HUMAN]
Metalloproteinase inhibitor 1 OS=Homo sapiens GN=TIMP1 PE=2 SV=1 - [Q5H9A7_HUMAN]
Metalloproteinase inhibitor 2 OS=Homo sapiens GN=TIMP2 PE=1 SV=2 - [TIMP2_HUMAN]
Metalloproteinase inhibitor 3 OS=Homo sapiens GN=TIMP3 PE=1 SV=2 - [TIMP3_HUMAN]
Methionine--tRNA ligase, cytoplasmic OS=Homo sapiens GN=MARS PE=2 SV=1 - [B3KVK7_HUMAN]
MHC class I polypeptide-related sequence A OS=Homo sapiens GN=MICA PE=2 SV=1 - [Q96QC4_HUMAN]
MHC class I polypeptide-related sequence B OS=Homo sapiens GN=MICB PE=1 SV=1 - [MICB_HUMAN]

Moesin OS=Homo sapiens GN=MSN PE=1 SV=3 - [MOES_HUMAN]
Multiple inositol polyphosphate phosphatase 1 OS=Homo sapiens GN=MINPP1 PE=1 SV=1 - [MINP1_HUMAN]
Myosin-9 OS=Homo sapiens GN=MYH9 PE=1 SV=4 - [MYH9_HUMAN]
N(4)-(beta-N-acetylglucosaminy)-L-asparaginase (Fragment) OS=Homo sapiens GN=AGA PE=2 SV=1 - [H0Y9C7_HUMAN]
N-acetylgalactosamine-6-sulfatase OS=Homo sapiens GN=GALNS PE=2 SV=1 - [F5H325_HUMAN]
N-acetylglucosamine-6-sulfatase OS=Homo sapiens GN=GNS PE=1 SV=3 - [GNS_HUMAN]
N-acetyllactosaminide beta-1,3-N-acetylglucosaminyltransferase OS=Homo sapiens GN=B3GNT1 PE=1 SV=1 - [B3GN1_HUMAN]
N-acetyllactosaminide beta-1,6-N-acetylglucosaminyl-transferase, isoform A OS=Homo sapiens GN=GCNT2 PE=2 SV=1 - [GNT2A_HUMAN]
Neuron navigator 3 OS=Homo sapiens GN=NAV3 PE=2 SV=2 - [E7EUA9_HUMAN]
Neuroserpin OS=Homo sapiens GN=SERPINI1 PE=1 SV=1 - [NEUS_HUMAN]
Neutral alpha-glucosidase AB OS=Homo sapiens GN=GANAB PE=1 SV=3 - [GANAB_HUMAN]
Neutral amino acid transporter B(0) OS=Homo sapiens GN=SLC1A5 PE=1 SV=2 - [AAAT_HUMAN]
NKG2D ligand 2 OS=Homo sapiens GN=ULBP2 PE=1 SV=1 - [N2DL2_HUMAN]
Nodal modulator 3 OS=Homo sapiens GN=NOMO3 PE=2 SV=1 - [F5H826_HUMAN]
Noggin OS=Homo sapiens GN=NOG PE=1 SV=1 - [NOGG_HUMAN]
N-sulphoglucosamine sulphohydrolase OS=Homo sapiens GN=SGSH PE=2 SV=1 - [F5H6A3_HUMAN]
Nucleobindin-1 OS=Homo sapiens GN=NUCB1 PE=1 SV=4 - [NUCB1_HUMAN]
Nucleosome assembly protein 1-like 1 (Fragment) OS=Homo sapiens GN=NAP1L1 PE=3 SV=1 - [H0YH88_HUMAN]
Nucleotide exchange factor SIL1 OS=Homo sapiens GN=SIL1 PE=1 SV=1 - [SIL1_HUMAN]
Out at first protein homolog OS=Homo sapiens GN=OAF PE=2 SV=1 - [OAF_HUMAN]
Palmitoyl-protein thioesterase 1 OS=Homo sapiens GN=PPT1 PE=1 SV=1 - [PPT1_HUMAN]
Pantetheinase OS=Homo sapiens GN=VNN1 PE=1 SV=2 - [VNN1_HUMAN]
Pappalysin-1 OS=Homo sapiens GN=PAPPA PE=1 SV=3 - [PAPP1_HUMAN]
Pentraxin-related protein PTX3 OS=Homo sapiens GN=PTX3 PE=1 SV=3 - [PTX3_HUMAN]
Peptidyl-prolyl cis-trans isomerase B OS=Homo sapiens GN=PPIB PE=1 SV=2 - [PPIB_HUMAN]
Peroxidasin homolog OS=Homo sapiens GN=PXDN PE=1 SV=2 - [PXDN_HUMAN]
Peroxiredoxin 2, isoform CRA_a OS=Homo sapiens GN=PRDX2 PE=2 SV=2 - [A6NIW5_HUMAN]
Peroxiredoxin-1 OS=Homo sapiens GN=PRDX1 PE=1 SV=1 - [PRDX1_HUMAN]
Peroxiredoxin-4 (Fragment) OS=Homo sapiens GN=PRDX4 PE=4 SV=1 - [H7C3T4_HUMAN]
Phosphoglycerate kinase OS=Homo sapiens GN=PGK1 PE=2 SV=1 - [B7Z7A9_HUMAN]
Phosphoribosylaminoimidazole carboxylase OS=Homo sapiens GN=PAICS PE=2 SV=1 - [D6RF62_HUMAN]
Phosphoribosylaminoimidazolecarboxamide formyltransferase OS=Homo sapiens GN=ATIC PE=2 SV=1 - [E9PBU3_HUMAN]
Pigment epithelium-derived factor OS=Homo sapiens GN=SERPINF1 PE=1 SV=4 - [PEDF_HUMAN]
Plasma alpha-L-fucosidase OS=Homo sapiens GN=FUCA2 PE=1 SV=2 - [FUCO2_HUMAN]
Plasminogen activator inhibitor 1 OS=Homo sapiens GN=SERPINE1 PE=1 SV=1 - [PAI1_HUMAN]
Plastin-3 OS=Homo sapiens GN=PLS3 PE=2 SV=1 - [B7Z6M1_HUMAN]
Platelet-derived growth factor D OS=Homo sapiens GN=PDGFD PE=1 SV=1 - [PDGFD_HUMAN]
Plexin domain-containing protein 2 OS=Homo sapiens GN=PLXDC2 PE=1 SV=1 - [PXDC2_HUMAN]
Polypeptide N-acetylgalactosaminyltransferase 10 OS=Homo sapiens GN=GALNT10 PE=1 SV=2 - [GLT10_HUMAN]
Polypeptide N-acetylgalactosaminyltransferase 18 OS=Homo sapiens GN=GALNT18 PE=2 SV=2 - [GLT18_HUMAN]
Polypeptide N-acetylgalactosaminyltransferase 5 OS=Homo sapiens GN=GALNT5 PE=1 SV=1 - [GALT5_HUMAN]
Polyubiquitin-C (Fragment) OS=Homo sapiens GN=UBC PE=2 SV=1 - [F5H265_HUMAN]
Proactivator polypeptide OS=Homo sapiens GN=PSAP PE=1 SV=2 - [SAP_HUMAN]
Probable serine carboxypeptidase CPVL OS=Homo sapiens GN=CPVL PE=1 SV=2 - [CPVL_HUMAN]
Pro-cathepsin H OS=Homo sapiens GN=CTSH PE=1 SV=4 - [CATH_HUMAN]
Processed exostosin-like 2 OS=Homo sapiens GN=EXTL2 PE=2 SV=1 - [F5GZK1_HUMAN]
Procollagen galactosyltransferase 1 OS=Homo sapiens GN=COLGALT1 PE=1 SV=1 - [GT251_HUMAN]
Procollagen-lysine,2-oxoglutarate 5-dioxygenase 1 OS=Homo sapiens GN=PLOD1 PE=1 SV=2 - [PLOD1_HUMAN]
Procollagen-lysine,2-oxoglutarate 5-dioxygenase 2 OS=Homo sapiens GN=PLOD2 PE=2 SV=1 - [E7ETU9_HUMAN]
Procollagen-lysine,2-oxoglutarate 5-dioxygenase 3 OS=Homo sapiens GN=PLOD3 PE=1 SV=1 - [PLOD3_HUMAN]
Prolow-density lipoprotein receptor-related protein 1 OS=Homo sapiens GN=LRP1 PE=1 SV=2 - [LRP1_HUMAN]
Prolyl 3-hydroxylase 1 OS=Homo sapiens GN=LEPRE1 PE=1 SV=2 - [P3H1_HUMAN]
Proprotein convertase subtilisin/kexin type 9 OS=Homo sapiens GN=PCSK9 PE=1 SV=3 - [PCSK9_HUMAN]
Proteasome subunit alpha type-1 OS=Homo sapiens GN=PSMA1 PE=1 SV=1 - [PSA1_HUMAN]

Proteasome subunit beta type-3 OS=Homo sapiens GN=PSMB3 PE=1 SV=2 - [PSB3_HUMAN]
Proteasome subunit beta type-4 OS=Homo sapiens GN=PSMB4 PE=1 SV=4 - [PSB4_HUMAN]
Protein CREG1 OS=Homo sapiens GN=CREG1 PE=1 SV=1 - [CREG1_HUMAN]
Protein CutA OS=Homo sapiens GN=CUTA PE=2 SV=1 - [C9IZG4_HUMAN]
Protein CYR61 OS=Homo sapiens GN=CYR61 PE=1 SV=1 - [CYR61_HUMAN]
Protein disulfide-isomerase (Fragment) OS=Homo sapiens GN=P4HB PE=2 SV=1 - [I3L398_HUMAN]
Protein kinase C-binding protein NELL1 OS=Homo sapiens GN=NRP1 PE=2 SV=2 - [E9PEP6_HUMAN]
Protein NAMPTL (Fragment) OS=Homo sapiens GN=NAMPTL PE=2 SV=1 - [Q5SYT8_HUMAN]
Protein NOV homolog OS=Homo sapiens GN=NOV PE=1 SV=1 - [NOV_HUMAN]
Protein S100-A9 OS=Homo sapiens GN=S100A9 PE=1 SV=1 - [S10A9_HUMAN]
Protocadherin Fat 1 OS=Homo sapiens GN=FAT1 PE=1 SV=2 - [FAT1_HUMAN]
Putative phospholipase B-like 2 OS=Homo sapiens GN=PLBD2 PE=1 SV=2 - [PLBL2_HUMAN]
Pyruvate kinase isozymes M1/M2 OS=Homo sapiens GN=PKM PE=1 SV=4 - [KPYM_HUMAN]
Ras GTPase-activating-like protein IQGAP1 OS=Homo sapiens GN=IQGAP1 PE=1 SV=1 - [IQGA1_HUMAN]
Receptor-type tyrosine-protein phosphatase kappa OS=Homo sapiens GN=PTPRK PE=1 SV=2 - [PTPRK_HUMAN]
Receptor-type tyrosine-protein phosphatase mu OS=Homo sapiens GN=PTPRM PE=2 SV=2 - [E7EPS8_HUMAN]
Ribonuclease T2 (Fragment) OS=Homo sapiens GN=RNASET2 PE=2 SV=1 - [D6RHI9_HUMAN]
Semaphorin-3A OS=Homo sapiens GN=SEMA3A PE=1 SV=1 - [SEM3A_HUMAN]
Semaphorin-4D OS=Homo sapiens GN=SEMA4D PE=4 SV=1 - [E9PFD9_HUMAN]
Semaphorin-7A OS=Homo sapiens GN=SEMA7A PE=1 SV=1 - [SEM7A_HUMAN]
Septin-2 (Fragment) OS=Homo sapiens GN=SEPT2 PE=2 SV=1 - [C9J2Q4_HUMAN]
Serglycin OS=Homo sapiens GN=SRGN PE=1 SV=3 - [SRGN_HUMAN]
Serine protease 23 OS=Homo sapiens GN=PRSS23 PE=2 SV=1 - [B4E2J3_HUMAN]
Serine protease HTRA1 OS=Homo sapiens GN=HTRA1 PE=1 SV=1 - [HTRA1_HUMAN]
Serine/threonine-protein phosphatase (Fragment) OS=Homo sapiens GN=PPP1CA PE=2 SV=1 - [E9PMD7_HUMAN]
Serum albumin (Fragment) OS=Homo sapiens GN=ALB PE=4 SV=1 - [HOYA55_HUMAN]
Sialidase-1 OS=Homo sapiens GN=NEU1 PE=1 SV=1 - [NEUR1_HUMAN]
SLIT and NTRK-like protein 1 OS=Homo sapiens GN=SLITRK1 PE=1 SV=2 - [SLIK1_HUMAN]
SLIT and NTRK-like protein 5 OS=Homo sapiens GN=SLITRK5 PE=2 SV=2 - [SLIK5_HUMAN]
Soluble calcium-activated nucleotidase 1 OS=Homo sapiens GN=CANT1 PE=1 SV=1 - [CANT1_HUMAN]
Solute carrier family 2, facilitated glucose transporter member 1 (Fragment) OS=Homo sapiens GN=SLC2A1 PE=2 SV=1 - [C9JIM8_HUMAN]
Sortilin OS=Homo sapiens GN=SORT1 PE=1 SV=3 - [SORT_HUMAN]
Stanniocalcin-1 OS=Homo sapiens GN=STC1 PE=1 SV=1 - [STC1_HUMAN]
Sulfhydryl oxidase 1 OS=Homo sapiens GN=QSOX1 PE=1 SV=3 - [QSOX1_HUMAN]
Sulfhydryl oxidase 2 OS=Homo sapiens GN=QSOX2 PE=1 SV=3 - [QSOX2_HUMAN]
Suprabasin OS=Homo sapiens GN=SBSN PE=2 SV=2 - [SBSN_HUMAN]
Sushi domain-containing protein 5 OS=Homo sapiens GN=SUSD5 PE=1 SV=3 - [SUSD5_HUMAN]
Sushi repeat-containing protein SRPX2 OS=Homo sapiens GN=SRPX2 PE=1 SV=1 - [SRPX2_HUMAN]
Talin-1 OS=Homo sapiens GN=TLN1 PE=2 SV=1 - [Q5TCU6_HUMAN]
T-complex protein 1 subunit beta OS=Homo sapiens GN=CCT2 PE=2 SV=1 - [F8VQ14_HUMAN]
T-complex protein 1 subunit delta OS=Homo sapiens GN=CCT4 PE=2 SV=1 - [B7Z9L0_HUMAN]
T-complex protein 1 subunit epsilon OS=Homo sapiens GN=CCT5 PE=2 SV=1 - [B4DYD8_HUMAN]
T-complex protein 1 subunit gamma OS=Homo sapiens GN=CCT3 PE=2 SV=1 - [B4DUR8_HUMAN]
T-complex protein 1 subunit theta OS=Homo sapiens GN=CCT8 PE=2 SV=1 - [B4DQH4_HUMAN]
Tenascin OS=Homo sapiens GN=TNC PE=4 SV=1 - [J3QSU6_HUMAN]
Testican-1 OS=Homo sapiens GN=SPOCK1 PE=1 SV=1 - [TICN1_HUMAN]
Thioredoxin reductase 1, cytoplasmic OS=Homo sapiens GN=TXNRD1 PE=2 SV=1 - [F5H780_HUMAN]
Thrombospondin-1 OS=Homo sapiens GN=THBS1 PE=1 SV=2 - [TSP1_HUMAN]
Thrombospondin-2 OS=Homo sapiens GN=THBS2 PE=1 SV=2 - [TSP2_HUMAN]
Thyroxine-binding globulin OS=Homo sapiens GN=SERPINA7 PE=1 SV=2 - [THBG_HUMAN]
Tissue alpha-L-fucosidase OS=Homo sapiens GN=FUCA1 PE=1 SV=4 - [FUCO_HUMAN]
Tissue factor pathway inhibitor OS=Homo sapiens GN=TFPI PE=1 SV=1 - [TFPI1_HUMAN]
Tissue-type plasminogen activator OS=Homo sapiens GN=PLAT PE=1 SV=1 - [TPA_HUMAN]
Torsin-1B OS=Homo sapiens GN=TOR1B PE=1 SV=2 - [TOR1B_HUMAN]



Torsin-3A (Fragment) OS=Homo sapiens GN=TOR3A PE=2 SV=1 - [Q5W0C6_HUMAN]
Transferrin receptor (P90, CD71), isoform CRA_c OS=Homo sapiens GN=TFRC PE=4 SV=1 - [G3V0E5_HUMAN]
Transforming growth factor beta-1 OS=Homo sapiens GN=TGFB1 PE=1 SV=2 - [TGFB1_HUMAN]
Transforming growth factor beta-2 OS=Homo sapiens GN=TGFB2 PE=1 SV=1 - [TGFB2_HUMAN]
Transitional endoplasmic reticulum ATPase OS=Homo sapiens GN=VCP PE=1 SV=4 - [TERA_HUMAN]
Transmembrane protein 132A OS=Homo sapiens GN=TMEM132A PE=2 SV=1 - [T132A_HUMAN]
Tripeptidyl-peptidase 1 OS=Homo sapiens GN=TPP1 PE=1 SV=2 - [TPP1_HUMAN]
Tubulin alpha-1B chain OS=Homo sapiens GN=TUBA1B PE=1 SV=1 - [TBA1B_HUMAN]
Tubulin beta chain OS=Homo sapiens GN=TUBB PE=1 SV=2 - [TBB5_HUMAN]
Tubulin beta-4B chain OS=Homo sapiens GN=TUBB4B PE=1 SV=1 - [TBB4B_HUMAN]
Tumor necrosis factor receptor superfamily member 11B OS=Homo sapiens GN=TNFRSF11B PE=1 SV=3 - [TR11B_HUMAN]
Tumor necrosis factor receptor superfamily member 21 OS=Homo sapiens GN=TNFRSF21 PE=1 SV=1 - [TNR21_HUMAN]
Twisted gastrulation protein homolog 1 OS=Homo sapiens GN=TWSG1 PE=2 SV=1 - [TWSG1_HUMAN]
Urokinase plasminogen activator surface receptor OS=Homo sapiens GN=PLAUR PE=1 SV=1 - [UPAR_HUMAN]
Urokinase-type plasminogen activator chain B OS=Homo sapiens GN=PLAU PE=2 SV=1 - [E7ET40_HUMAN]
Vascular endothelial growth factor C OS=Homo sapiens GN=VEGFC PE=1 SV=1 - [VEGFC_HUMAN]
Vasorin OS=Homo sapiens GN=VASN PE=1 SV=1 - [VASN_HUMAN]
Vesicular integral-membrane protein VIP36 (Fragment) OS=Homo sapiens GN=LMAN2 PE=2 SV=1 - [D6RIU4_HUMAN]
Vimentin OS=Homo sapiens GN=VIM PE=2 SV=1 - [B0YJC4_HUMAN]
Vitamin K-dependent protein S OS=Homo sapiens GN=PROS1 PE=1 SV=1 - [PROS_HUMAN]
Vitronectin OS=Homo sapiens GN=VTN PE=1 SV=1 - [VTNC_HUMAN]
von Willebrand factor A domain-containing protein 1 OS=Homo sapiens GN=VWA1 PE=2 SV=1 - [VWA1_HUMAN]
WD repeat-containing protein 1 OS=Homo sapiens GN=WDR1 PE=1 SV=4 - [WDR1_HUMAN]
X-ray repair cross-complementing protein 5 OS=Homo sapiens GN=XRCC5 PE=1 SV=3 - [XRCC5_HUMAN]
X-ray repair cross-complementing protein 6 OS=Homo sapiens GN=XRCC6 PE=2 SV=1 - [F5H1I8_HUMAN]
Xylosyltransferase 2 OS=Homo sapiens GN=XYLT2 PE=2 SV=2 - [XYLT2_HUMAN]

1.08	1.19	1.13	1.26	0.95	1.14	
1.39	1.01	1.24	0.90	1.09	0.70	
0.96	1.00	1.12	1.06	0.87	1.02	
1.30	1.30	1.26	1.28	0.94	1.04	
1.23	1.13	1.34	1.22	0.95	1.01	
1.15	0.94	1.13	0.99	0.99	0.91	
1.14	1.41	1.10	1.36	1.04	1.27	
<b>1.65</b>	<b>1.59</b>	<b>1.61</b>	<b>1.55</b>	1.03	0.99	
0.85	0.99	0.79	0.79	1.16	1.09	
1.28	1.27	1.19	1.18	1.08	1.02	
1.30	1.27	1.16	1.22	1.05	1.01	
1.31	1.22	1.32	1.26	0.95	0.94	
1.08	1.13	0.99	0.92	1.05	1.04	
1.10	1.13	1.16	1.08	0.95	0.93	
1.20	1.21	1.16	1.17	1.04	1.03	
1.18	1.08	1.21	1.13	0.99	0.97	
0.99	0.94	0.97	0.96	1.03	1.04	
1.11	1.08	1.25	1.20	0.91	0.94	
1.32	1.23	1.40	1.22	1.00	0.98	
1.10	1.12	0.98	1.07	1.08	1.10	
1.34	1.32	1.29	1.26	1.00	1.07	
1.26	1.20	1.24	1.16	1.03	1.00	
0.82	0.74	0.77	0.71	0.99	1.09	
1.20	1.13	1.21	1.14	1.01	0.99	
1.11	1.16	1.06	1.20	1.04	1.05	
0.73	<b>0.66</b>	<b>0.67</b>	<b>0.63</b>	1.02	0.99	
1.08	1.12	0.91	1.00	1.11	1.06	
0.73	0.68	0.70	<b>0.67</b>	0.92	0.98	
0.77	0.83	0.77	0.79	1.05	1.06	
0.98	1.00	0.98	1.00	1.11	1.02	
1.06	1.10	1.12	0.99	0.98	1.13	
0.91	1.06	0.76	0.89	1.09	1.18	
<b>1.88</b>	<b>1.53</b>	<b>2.19</b>	<b>1.78</b>	0.88	0.83	
1.20	1.16	1.04	1.02	1.02	1.00	
<b>1.84</b>	1.30	<b>1.87</b>	1.32	0.99	0.73	
1.11	1.16	1.16	1.19	1.03	1.03	
<b>1.62</b>	<b>1.72</b>	<b>1.53</b>	<b>1.53</b>	1.02	0.97	
N]						
0.81	0.75	0.91	0.85	0.90	0.96	
1.20	1.20	1.11	1.11	1.09	1.03	
0.93	0.86	0.87	0.82	1.03	0.98	
0.80	0.87	0.77	0.81	1.07	1.08	
0.83	0.79	0.86	0.85	1.05	1.00	

0.98	0.90	0.91	0.89	0.93	0.95
0.92	0.87	0.96	0.91	0.97	0.98
1.41	1.43	1.52	1.54	1.01	1.06
1.20	1.16	1.06	1.13	1.01	0.98
0.95	0.96	1.03	1.04	0.92	1.04
<b>0.59</b>	<b>0.62</b>	<b>0.53</b>	<b>0.56</b>	1.12	1.08
1.23	1.16	1.09	1.04	1.12	1.02
1.23	0.95	1.18	1.13	1.06	0.99
0.92	0.84	0.95	0.85	0.99	1.01
<b>0.56</b>	<b>0.56</b>	<b>0.60</b>	<b>0.57</b>	0.93	0.94
0.77	0.90	0.75	0.79	0.99	1.02
0.78	0.84	0.77	0.83	1.05	1.01
0.70	<b>0.67</b>	0.73	0.73	0.95	1.01
1.04	1.07	1.00	1.02	1.06	1.06
1.44	1.29	1.50	1.32	0.94	0.93
1.05	1.23	1.04	1.05	1.01	1.02
0.75	0.73	0.77	0.77	0.94	0.94
1.31	1.40	1.81	1.67	1.07	1.04
<b>1.63</b>	<b>1.65</b>	1.25	1.27	1.30	1.04
<b>0.58</b>	<b>0.54</b>	<b>0.56</b>	<b>0.52</b>	1.03	0.95
1.44	1.07	1.21	1.08	1.33	0.92
<b>0.63</b>	<b>0.56</b>	0.68	<b>0.61</b>	0.91	0.91
0.84	0.94	0.95	1.02	1.05	1.11
<b>1.78</b>	<b>1.58</b>	<b>1.57</b>	<b>1.62</b>	1.13	0.86
1.04	0.93	0.97	0.90	1.09	0.97
0.93	1.11	0.95	1.01	1.00	1.02
1.03	1.03	0.94	1.00	1.03	1.08
0.96	0.97	0.97	0.97	0.96	1.02
0.90	0.91	0.95	0.94	1.04	1.00
0.69	0.69	0.71	0.74	1.02	1.01
0.95	0.90	0.86	0.81	1.05	0.96
<b>1.68</b>	1.48	<b>1.73</b>	<b>1.54</b>	0.97	0.91
0.75	0.74	0.77	0.74	1.01	1.02
1.15	1.03	1.23	1.22	1.05	1.02
0.92	0.99	0.85	0.89	1.02	1.07
0.88	1.01	1.04	1.13	0.90	1.06
0.98	0.89	1.02	0.92	0.94	0.94
0.77	0.78	0.81	0.80	0.96	1.01
<b>0.52</b>	<b>0.51</b>	<b>0.58</b>	<b>0.55</b>	0.95	0.96
1.24	0.98	1.19	1.01	1.05	0.94
<b>0.54</b>	<b>0.53</b>	<b>0.56</b>	<b>0.53</b>	1.00	1.00
0.97	0.91	0.99	0.95	1.00	0.95
<b>0.67</b>	0.72	0.70	<b>0.64</b>	1.08	0.99

1.17	1.12	1.17	1.12	1.00	0.99
1.16	1.33	1.17	1.16	1.04	1.02
1.21	1.15	1.10	1.19	1.00	0.97
1.28	1.25	1.25	1.19	0.99	0.97
1.06	1.03	1.12	1.03	1.04	1.00
1.48	1.38	<b>1.54</b>	1.44	1.02	1.02
0.96	0.92	1.16	1.05	0.91	0.98
0.95	0.97	0.96	0.99	0.99	1.06
<b>0.69</b>	<b>0.61</b>	<b>0.73</b>	<b>0.65</b>	0.94	0.91
0.78	<b>0.74</b>	0.94	0.87	0.89	0.93
0.80	0.84	0.79	0.82	1.03	1.02
<b>1.60</b>	1.42	1.42	1.37	1.03	1.01
1.23	1.11	1.27	1.14	0.97	0.93
1.41	1.29	1.43	1.32	0.98	1.03
<b>1.55</b>	1.36	<b>1.86</b>	<b>1.57</b>	0.86	0.88
1.18	1.05	1.25	1.17	0.96	0.93
1.06	1.07	1.01	0.99	1.02	1.01
0.93	0.89	0.93	0.90	1.00	1.00
1.13	1.25	0.99	1.09	1.15	1.13
<b>0.57</b>	<b>0.60</b>	<b>0.63</b>	<b>0.65</b>	0.99	1.03
<b>1.76</b>	<b>1.51</b>	<b>1.73</b>	1.45	1.00	0.95
<b>0.66</b>	1.08	<b>0.62</b>	0.93	1.04	1.16
1.48	<b>1.55</b>	<b>1.67</b>	<b>1.63</b>	1.00	1.02
<b>0.75</b>	0.80	0.80	0.81	0.94	1.00
1.17	1.16	1.09	1.08	1.08	1.02
1.28	1.29	1.21	1.26	1.02	1.05
0.86	0.89	0.78	0.84	0.98	0.94
1.38	0.92	1.35	0.88	1.04	0.94
<b>1.54</b>	<b>1.55</b>	1.41	1.41	1.08	1.03
0.82	0.79	0.89	0.85	0.93	0.97
<b>0.70</b>	<b>0.72</b>	<b>0.77</b>	<b>0.76</b>	0.94	1.00
0.99	1.11	0.96	1.08	1.07	1.07
1.35	1.11	1.37	1.13	0.98	0.85
<b>0.60</b>	<b>0.59</b>	<b>0.58</b>	<b>0.59</b>	0.97	0.99
<b>0.70</b>	<b>0.70</b>	<b>0.73</b>	<b>0.73</b>	0.96	1.04
<b>1.58</b>	<b>1.59</b>	1.35	1.31	1.04	1.02
0.92	0.90	1.20	1.17	<b>0.77</b>	1.01
1.37	1.26	<b>1.54</b>	1.43	0.89	0.95
<b>1.79</b>	<b>2.11</b>	1.30	<b>1.54</b>	1.38	1.21
1.11	1.04	1.00	0.93	1.12	0.96
1.38	1.27	1.29	1.17	1.05	0.96
<b>0.72</b>	<b>0.76</b>	<b>0.63</b>	<b>0.68</b>	0.99	1.07
1.00	0.92	0.93	0.86	1.07	0.95
1.38	1.33	<b>1.61</b>	<b>1.60</b>	0.81	0.99
0.85	0.87	<b>0.74</b>	0.83	1.19	1.18

1.44	1.32	1.31	1.21	1.10	0.96
0.73	0.79	0.73	0.69	1.03	1.09
1.07	0.98	0.98	0.90	1.09	0.94
1.08	1.05	1.10	1.07	1.00	1.03
1.16	1.13	1.14	1.17	1.01	1.01
1.03	0.98	1.00	1.02	0.98	1.03
1.52	2.05	1.23	1.66	1.24	1.39
0.56	0.60	0.52	0.58	1.05	1.12
1.25	1.25	1.24	1.25	1.01	1.04
1.15	1.11	1.18	1.16	1.01	0.99
1.39	1.33	1.45	1.39	0.96	0.99
0.98	1.00	0.97	0.97	1.03	1.04
1.38	1.23	1.38	1.32	0.93	0.94
1.17	1.15	1.10	1.09	1.05	1.01
1.13	1.02	1.06	1.00	1.07	0.95
1.24	1.22	1.27	1.31	1.04	0.95
1.28	1.50	1.46	1.41	0.93	1.08
1.53	1.48	1.50	1.34	1.03	1.01
1.14	1.01	1.53	1.49	0.77	1.06
0.93	0.88	0.92	0.86	1.01	0.97
0.68	0.62	0.75	0.68	0.95	1.02
0.86	0.89	0.93	0.87	1.01	0.95
1.03	1.05	1.00	1.02	1.03	1.05
0.97	0.90	0.92	0.86	1.05	0.96
0.73	0.89	0.65	0.78	1.03	0.97
1.15	1.08	1.23	1.09	1.00	0.93
1.27	1.23	1.40	1.21	0.98	1.02
1.90	1.51	1.88	1.51	1.01	0.82
1.37	1.34	1.27	1.31	1.01	1.03
1.09	1.07	1.13	1.04	0.98	1.00
1.18	1.18	1.12	1.12	1.05	1.03
0.87	0.86	0.84	0.87	1.00	1.01
0.91	0.89	0.90	0.87	1.02	1.02
0.85	0.82	0.81	0.79	0.99	0.98
0.86	0.93	0.96	0.88	0.95	1.01
0.71	0.71	0.70	0.77	1.03	1.03
0.80	0.73	0.86	0.78	0.94	0.94
1.51	1.50	1.60	1.63	0.94	0.92
0.76	0.76	0.84	0.83	0.99	1.05
1.58	1.60	1.42	1.44	1.12	1.05
0.87	0.90	0.80	0.82	1.10	1.06
0.86	0.82	0.90	0.90	0.96	0.93
0.68	0.67	0.67	0.68	0.99	1.11
0.87	0.82	0.87	0.83	1.03	0.99
0.87	0.91	0.91	0.89	0.99	0.98
0.96	0.84	0.94	0.87	1.07	0.98

1.12	1.34	1.35	<b>1.63</b>	0.83	1.15
1.18	1.10	1.27	1.17	0.97	1.01
0.76	0.75	0.72	0.72	1.04	1.03
1.39	1.33	1.49	1.40	0.97	0.93
0.68	<b>0.64</b>	0.72	0.74	0.94	0.99
1.05	1.02	1.11	1.11	0.92	1.00
0.83	0.77	0.82	0.77	1.01	0.98
1.20	1.20	1.24	1.24	0.94	1.00
<b>1.51</b>	1.42	1.41	1.45	1.02	1.00
1.01	0.95	1.04	0.93	1.01	0.95
0.86	0.86	0.85	0.85	1.01	1.03
1.15	1.08	1.23	1.16	0.93	0.96
0.80	0.74	0.81	0.79	0.95	1.01
<b>5.62</b>	<b>4.43</b>	<b>5.15</b>	<b>4.07</b>	1.09	1.00
<b>0.40</b>	<b>0.39</b>	<b>0.39</b>	<b>0.38</b>	1.02	1.02
0.74	0.73	0.70	0.68	1.03	0.98
1.33	1.20	1.41	1.28	0.95	0.93
0.78	0.84	<b>0.63</b>	0.83	1.06	1.08
<b>2.66</b>	<b>1.79</b>	<b>2.85</b>	<b>1.93</b>	0.93	0.70
0.98	0.97	1.05	0.99	0.97	1.02
0.85	0.71	0.93	0.71	1.04	1.02
1.22	1.16	1.05	1.02	1.06	1.00
0.71	0.81	<b>0.66</b>	0.76	1.07	1.18
1.02	0.93	1.02	0.93	1.01	0.93
0.88	0.99	1.03	1.01	1.08	1.07
0.76	0.68	0.78	0.70	0.98	0.92
1.32	1.32	1.44	1.31	1.00	0.95
0.99	0.91	0.98	0.94	1.03	0.98
1.03	1.20	0.98	1.14	1.06	1.20
0.85	0.82	0.78	0.78	1.07	1.01
0.88	0.82	0.88	0.82	1.00	0.96
0.89	0.85	0.91	0.88	0.99	1.00
<b>2.64</b>	<b>2.35</b>	<b>2.56</b>	<b>2.32</b>	1.01	0.89
0.82	0.88	0.85	0.82	1.09	0.99
1.42	1.25	1.44	1.27	0.99	1.01
0.81	0.77	0.87	0.83	0.93	0.98
<b>0.61</b>	<b>0.56</b>	0.74	0.69	0.83	0.95
0.87	0.95	0.78	0.86	1.11	1.13

0.89	0.94	0.97	1.02	0.98	1.05
1.13	1.03	1.14	1.05	0.99	0.92
0.72	<b>0.66</b>	0.77	0.73	0.97	0.98
0.86	<b>0.67</b>	0.91	0.86	0.94	0.95
1.07	1.00	1.11	1.03	0.95	0.97
1.20	1.09	1.10	1.00	1.09	0.94
<b>2.59</b>	<b>2.14</b>	<b>2.81</b>	<b>2.34</b>	0.93	0.85
<b>1.83</b>	<b>1.59</b>	1.49	1.45	1.07	0.94
<b>1.79</b>	<b>1.67</b>	<b>1.55</b>	<b>1.52</b>	1.07	0.96
1.48	1.38	<b>1.51</b>	1.45	1.01	0.97
<b>1.86</b>	<b>1.65</b>	<b>1.95</b>	<b>1.72</b>	0.94	0.90
<b>2.50</b>	<b>2.05</b>	<b>2.46</b>	<b>2.26</b>	0.96	0.86
<b>1.78</b>	<b>1.68</b>	<b>1.68</b>	<b>1.64</b>	1.02	0.94
<b>2.59</b>	<b>2.71</b>	<b>2.39</b>	<b>2.10</b>	1.05	1.02
1.09	1.22	1.34	<b>1.50</b>	0.87	1.01
1.08	1.10	1.13	1.11	1.00	0.98
1.08	1.13	1.04	1.18	0.96	1.07
1.04	0.98	1.07	0.99	1.00	1.00
<b>0.56</b>	<b>0.57</b>	<b>0.50</b>	<b>0.57</b>	1.01	1.06
0.92	0.97	0.95	1.06	0.92	0.93
1.29	1.36	1.13	1.20	1.10	1.09
<b>1.57</b>	1.48	1.42	1.47	1.06	1.01
<b>1.59</b>	1.43	1.44	1.39	1.09	0.92
0.80	0.81	<b>0.66</b>	0.74	1.11	1.14
0.89	0.87	0.91	0.89	0.99	1.00
0.74	0.72	0.75	0.74	1.01	1.02
<b>0.61</b>	<b>0.62</b>	<b>0.62</b>	<b>0.57</b>	1.01	1.01
1.20	1.13	1.23	1.11	0.98	0.96
<b>1.58</b>	<b>1.51</b>	1.47	1.37	1.00	0.98
0.90	0.84	0.96	0.91	0.94	0.96
0.67	<b>0.61</b>	<b>0.66</b>	<b>0.62</b>	0.99	0.97
0.98	1.02	0.91	0.96	1.08	1.02
0.95	0.94	0.96	1.01	1.00	1.02
0.91	1.00	0.89	0.91	1.05	1.06
0.87	0.88	0.86	0.90	0.94	1.05
1.09	1.27	1.07	1.12	1.00	1.06
0.78	0.76	0.83	0.81	0.96	0.97
0.77	0.79	0.72	0.72	1.14	1.13
0.85	0.87	0.79	0.82	1.03	1.09
0.72	0.72	0.79	0.78	0.92	1.02

1.16	1.33	0.90	1.00	1.34	1.14
1.06	1.08	0.90	1.10	0.99	1.06
1.36	<b>1.52</b>	1.03	1.15	0.92	1.15
0.89	0.97	0.80	0.82	0.98	1.00
0.84	<b>0.77</b>	0.85	0.81	0.96	0.98
1.34	1.42	1.26	1.37	1.06	1.09
0.80	<b>0.77</b>	0.89	<b>0.72</b>	1.00	0.98
1.04	0.86	0.96	1.12	0.94	1.02
<b>0.77</b>	<b>0.75</b>	<b>0.72</b>	<b>0.74</b>	1.01	1.06
1.34	1.35	1.36	1.29	1.01	0.94
<b>0.71</b>	<b>0.69</b>	<b>0.61</b>	<b>0.59</b>	1.16	1.00
0.91	0.85	0.85	0.87	0.98	1.06
0.80	0.78	<b>0.77</b>	0.80	0.99	0.99
1.04	1.07	1.04	1.00	1.07	0.98
1.04	1.01	0.92	0.89	1.14	1.00
<b>0.48</b>	<b>0.47</b>	0.87	0.85	<b>0.55</b>	1.00
0.96	1.06	1.17	1.15	0.93	1.13
0.90	0.87	0.90	0.85	1.00	0.94
<b>0.67</b>	<b>0.63</b>	<b>0.63</b>	<b>0.61</b>	0.96	1.02
0.95	0.93	1.02	0.93	0.94	0.94
1.41	1.31	1.46	1.37	0.94	0.96
1.33	1.23	1.24	1.18	1.04	0.97
0.99	0.98	0.99	0.96	0.98	1.01
<b>1.56</b>	1.43	<b>1.55</b>	<b>1.58</b>	0.92	0.99
1.37	1.44	1.37	<b>1.56</b>	0.92	1.15
1.27	1.24	1.26	1.23	1.01	1.01
0.81	0.78	0.88	0.82	0.99	0.98
<b>0.52</b>	<b>0.55</b>	<b>0.59</b>	<b>0.58</b>	0.98	1.05
1.02	1.03	0.96	0.94	1.03	1.00
0.98	0.98	0.92	0.98	1.01	1.01
<b>0.64</b>	<b>0.67</b>	<b>0.59</b>	<b>0.62</b>	1.08	1.00
0.82	1.02	<b>0.64</b>	0.80	1.27	1.28
1.44	1.41	1.12	1.10	1.28	1.01
1.37	1.36	1.39	1.40	0.97	1.02
<b>0.67</b>	<b>0.70</b>	<b>0.69</b>	<b>0.74</b>	0.94	1.02
<b>0.75</b>	<b>0.73</b>	0.78	0.81	0.97	0.97
0.80	0.78	<b>0.77</b>	<b>0.75</b>	1.04	1.00
0.94	1.02	1.05	1.03	0.89	1.01
1.26	1.09	1.30	0.99	0.97	1.14
0.98	0.99	1.05	0.98	0.98	1.00
0.92	0.93	0.91	0.93	1.02	1.05
1.17	1.09	1.11	1.08	0.98	0.98
0.84	<b>0.74</b>	0.94	0.85	0.89	0.98
1.02	0.92	1.04	0.99	0.96	0.98
<b>0.67</b>	<b>0.70</b>	<b>0.66</b>	<b>0.69</b>	0.97	1.00



1.43	<b>1.64</b>	1.32	<b>1.52</b>	1.08	1.18
<b>0.64</b>	0.69	<b>0.64</b>	<b>0.65</b>	1.00	1.04
1.42	1.46	1.41	1.44	1.02	1.05
0.95	0.99	1.06	1.00	1.04	1.00
1.09	<b>1.63</b>	0.91	1.37	1.20	<b>1.54</b>
1.11	1.03	1.17	1.08	0.95	0.94
<b>1.62</b>	<b>1.60</b>	1.04	1.10	1.46	1.05
0.72	0.69	0.72	0.69	1.01	0.99
0.81	0.79	0.76	0.78	1.09	1.06
1.12	1.12	1.12	1.13	1.00	1.03
0.84	0.89	0.81	0.90	0.98	1.02
1.17	1.04	1.15	1.09	0.95	0.97
1.09	0.99	1.00	0.91	1.09	0.94
0.69	0.70	0.75	0.78	1.00	1.05
0.91	0.92	0.90	0.91	1.01	1.01
0.76	0.81	0.81	0.81	0.98	0.98
0.88	0.92	0.89	0.92	1.00	1.07
0.88	0.81	0.91	0.84	0.96	0.97
1.14	1.23	1.19	1.29	0.95	1.11
<b>11.85</b>	<b>5.17</b>	<b>12.51</b>	<b>5.53</b>	0.95	<b>0.45</b>
<b>0.53</b>	<b>0.56</b>	<b>0.53</b>	<b>0.57</b>	1.01	1.03
0.80	0.85	0.77	0.81	1.04	1.09
1.29	1.19	1.26	1.12	1.01	0.99
<b>1.69</b>	<b>1.52</b>	<b>1.73</b>	<b>1.55</b>	0.96	0.87
0.81	0.81	0.93	0.93	0.88	1.03
0.78	0.85	<b>0.67</b>	0.74	1.16	1.13
1.00	0.94	0.98	0.92	1.02	0.97
0.88	0.77	0.74	<b>0.65</b>	1.11	0.97
<b>0.48</b>	<b>0.47</b>	<b>0.47</b>	<b>0.47</b>	1.03	0.99
0.99	0.93	1.07	1.00	0.94	0.97
1.30	1.15	1.21	1.15	1.00	0.98
1.17	1.13	1.17	1.14	1.00	1.00
1.36	1.24	1.29	1.18	1.05	0.94
0.96	0.95	0.90	0.92	1.06	1.00
1.32	0.98	1.13	0.91	1.15	0.93
1.26	0.94	1.40	1.16	0.81	0.85
1.32	1.27	1.31	1.28	1.02	0.99
1.03	1.06	1.16	1.18	0.95	1.02
<b>2.09</b>	<b>1.89</b>	<b>2.19</b>	<b>2.02</b>	0.95	1.00
1.07	1.06	0.99	0.99	1.07	1.02
0.90	0.88	0.93	0.89	0.98	0.98
1.03	0.98	1.02	0.98	1.02	0.99
0.95	1.18	0.96	1.06	1.08	1.16
<b>0.67</b>	<b>0.65</b>	0.68	<b>0.66</b>	1.00	0.97
1.27	1.17	1.18	1.15	1.06	0.96
0.82	0.80	0.84	0.85	0.95	0.97
0.92	1.04	0.94	1.07	0.97	0.93

0.95	0.95	0.90	0.93	1.01	1.02	
1.14	0.97	1.23	1.06	0.93	0.94	
<b>1.56</b>	<b>1.98</b>	1.43	1.42	1.35	1.06	
1.23	1.13	1.41	1.24	0.94	0.95	
0.83	0.79	0.84	0.80	0.94	0.99	
1.12	1.10	1.15	1.04	1.10	0.94	
1.47	1.13	<b>1.58</b>	1.40	0.98	1.00	
<b>1.61</b>	<b>1.90</b>	<b>1.55</b>	<b>1.83</b>	1.04	1.21	
1.01	0.93	0.82	0.93	0.96	1.15	
0.82	0.87	0.73	0.79	1.05	1.09	
<b>0.64</b>	<b>0.62</b>	<b>0.65</b>	<b>0.63</b>	0.99	1.01	
<b>0.47</b>	<b>0.47</b>	<b>0.47</b>	<b>0.47</b>	1.01	1.03	
<b>0.35</b>	<b>0.33</b>	<b>0.36</b>	<b>0.35</b>	0.98	0.97	
0.93	0.93	0.96	0.96	1.02	1.09	
1.05	0.95	1.05	1.02	0.98	1.03	
0.77	0.74	0.77	0.70	1.02	0.96	
0.89	0.95	0.89	0.97	1.03	1.08	
1.04	1.04	1.10	1.12	0.94	1.02	
<b>2.69</b>	<b>2.21</b>	<b>2.57</b>	<b>2.33</b>	0.95	0.93	
<b>1.60</b>	1.26	1.36	1.08	1.18	0.82	
1.14	1.19	1.30	1.20	0.90	0.94	
<b>0.66</b>	<b>0.66</b>	<b>0.64</b>	<b>0.64</b>	1.03	1.03	
<b>0.34</b>	<b>0.32</b>	<b>0.34</b>	<b>0.33</b>	0.98	0.98	

1.16	0.08	6.76			
1.14	0.22	19.27			
1.03	0.07	6.54	1.39	1.41	<b>1.56</b>
#DIV/0!	#DIV/0!	#DIV/0!			
#DIV/0!	#DIV/0!	#DIV/0!			
1.28	0.02	1.37	0.78	0.90	0.93
1.23	0.09	7.11	1.21	1.20	1.26
1.05	0.10	9.46	1.02	1.00	1.01
1.25	0.15	12.35			
<b>1.60</b>	0.04	2.73	1.21	1.35	1.14
0.85	0.09	10.97	0.84	0.84	0.86
1.23	0.05	4.22			
1.24	0.06	4.99	1.20	1.22	1.07
1.28	0.05	3.57	1.30	1.35	1.37
1.03	0.10	9.34	0.94	0.76	1.12
#DIV/0!	#DIV/0!	#DIV/0!			
1.12	0.03	3.08	1.10	1.05	1.02
1.18	0.02	2.01			
1.15	0.06	4.82			
0.96	0.02	2.29	0.84	0.87	0.91
1.16	0.08	6.58	1.29	1.33	1.23
1.29	0.09	6.63	1.31	1.24	1.24
1.07	0.06	5.65	1.25	1.19	1.12
<b>1.30</b>	0.03	2.65	1.37	1.34	1.35
#DIV/0!	#DIV/0!	#DIV/0!			
1.22	0.04	3.51	1.21	1.37	1.34
<b>0.76</b>	0.05	6.17			
1.17	0.04	3.71	1.06	1.00	1.04
1.13	0.06	5.15	1.16	1.11	1.12
<b>0.67</b>	0.04	6.26	0.78	0.75	0.81
1.03	0.09	9.12	0.75	0.81	<b>0.66</b>
<b>0.70</b>	0.02	3.45	1.09	1.16	1.13
0.79	0.03	3.39	<b>0.64</b>	<b>0.60</b>	<b>0.60</b>
0.99	0.01	1.30	<b>0.52</b>	<b>0.52</b>	<b>0.50</b>
1.07	0.06	5.35	0.81	0.77	0.82
#DIV/0!	#DIV/0!	#DIV/0!			
0.91	0.12	13.79	1.08	1.01	0.90
<b>1.85</b>	0.27	14.68	1.36	<b>1.55</b>	1.42
#DIV/0!	#DIV/0!	#DIV/0!			
1.11	0.09	8.01			
<b>1.58</b>	0.31	19.87	0.98	0.89	1.10
1.16	0.03	2.73	0.99	0.94	1.23
#DIV/0!	#DIV/0!	#DIV/0!	1.14	1.09	1.12
#DIV/0!	#DIV/0!	#DIV/0!			
<b>1.60</b>	0.09	5.68	1.29	1.15	1.21
#DIV/0!	#DIV/0!	#DIV/0!			
#DIV/0!	#DIV/0!	#DIV/0!	0.94	0.72	1.02
0.83	0.06	7.69			
#DIV/0!	#DIV/0!	#DIV/0!			
1.15	0.05	4.66	1.25	1.41	1.25
0.87	0.05	5.63	0.92	0.88	0.93
0.81	0.04	5.18	0.77	0.77	0.83
0.83	0.03	3.70	0.85	0.91	0.92

0.92	0.04	4.33	0.91	0.94	0.92
0.91	0.04	3.96	0.94	0.92	0.97
1.48	0.06	4.39	1.27	1.35	1.17
#DIV/0!	#DIV/0!	#DIV/0!	0.77	0.78	0.78
#DIV/0!	#DIV/0!	#DIV/0!			
1.14	0.06	5.16	1.24	1.16	1.15
1.00	0.05	4.89	0.88	0.93	0.89
#DIV/0!	#DIV/0!	#DIV/0!			
0.57	0.04	6.97			
1.13	0.08	7.33	1.26	1.17	1.13
1.12	0.12	10.92	1.14	1.20	1.08
#DIV/0!	#DIV/0!	#DIV/0!			
#DIV/0!	#DIV/0!	#DIV/0!			
0.89	0.05	6.06	0.74	0.86	0.73
0.57	0.02	3.11	0.46	0.50	0.50
0.80	0.06	8.00	0.95	0.96	0.90
0.81	0.03	3.88			
0.71	0.03	3.98	0.74	0.76	0.78
1.03	0.03	3.01	1.55	1.34	1.44
1.39	0.10	7.25	1.12	1.15	1.17
#DIV/0!	#DIV/0!	#DIV/0!			
1.09	0.09	8.24	0.77	0.87	0.83
0.75	0.02	2.34	0.77	0.81	0.78
1.55	0.23	14.90	1.11	1.14	1.07
#DIV/0!	#DIV/0!	#DIV/0!			
1.45	0.22	15.19			
0.55	0.03	4.72			
#DIV/0!	#DIV/0!	#DIV/0!			
1.20	0.17	14.32			
0.62	0.05	7.91	0.67	0.78	0.73
0.94	0.07	7.88	0.89	0.81	0.84
1.64	0.10	5.95			
#DIV/0!	#DIV/0!	#DIV/0!			
0.96	0.06	6.56	0.94	0.91	0.94
1.00	0.08	7.96	1.13	1.00	1.04
1.00	0.04	4.08	1.20	1.23	1.18
0.97	0.01	0.80	1.14	1.15	1.03
0.93	0.03	2.76	1.54	1.65	1.55
0.71	0.02	3.07	1.00	1.04	1.03
#DIV/0!	#DIV/0!	#DIV/0!	1.31	1.28	1.31
0.88	0.06	6.77	1.18	1.33	1.25
1.61	0.12	7.24			
0.75	0.02	2.13	0.95	1.00	0.98
1.16	0.09	7.68			
0.91	0.06	6.69	0.78	0.79	0.74
1.01	0.10	10.17	0.94	0.89	0.87
0.95	0.06	6.19	1.42	1.65	1.55
0.79	0.02	2.00	0.95	0.94	1.01
0.54	0.03	5.46	0.56	0.62	0.63
1.10	0.13	11.69	1.12	1.01	1.12
0.54	0.01	2.55	0.42	0.47	0.45
#DIV/0!	#DIV/0!	#DIV/0!	0.52	0.53	0.46
0.96	0.03	3.52	0.81	0.83	0.84
0.68	0.03	4.94	0.68	0.74	0.71

1.15	0.03	2.27	1.03	1.14	1.04
1.21	0.08	6.69	1.10	1.05	1.04
1.16	0.05	3.91	1.08	1.09	0.95
1.25	0.04	2.93	1.25	1.16	1.31
1.06	0.04	3.99	1.14	1.11	1.11
1.46	0.07	4.48	1.29	1.21	1.20
1.02	0.11	10.55	0.98	0.92	0.90
0.97	0.02	1.78	0.99	1.04	1.02
0.67	0.05	7.87	0.87	0.76	0.77
#DIV/0!	#DIV/0!	#DIV/0!	1.13	1.09	0.96
#DIV/0!	#DIV/0!	#DIV/0!			
0.83	0.09	10.62	0.79	0.88	0.83
0.81	0.02	2.70	0.83	0.88	0.87
1.45	0.10	6.84	1.20	1.09	1.00
1.19	0.07	6.23			
1.36	0.07	5.13			
1.59	0.20	12.91			
1.16	0.08	7.07	1.11	1.03	1.04
1.03	0.04	3.55	0.99	0.98	0.98
#DIV/0!	#DIV/0!	#DIV/0!			
0.92	0.02	2.02	1.01	1.06	1.02
1.12	0.11	9.47	1.10	1.10	1.09
#DIV/0!	#DIV/0!	#DIV/0!	0.63	0.66	0.62
0.61	0.04	6.03	0.54	0.54	0.55
#DIV/0!	#DIV/0!	#DIV/0!	1.33	1.25	1.13
#DIV/0!	#DIV/0!	#DIV/0!			
1.61	0.15	9.61	1.48	1.69	1.46
#DIV/0!	#DIV/0!	#DIV/0!			
0.82	0.22	26.88	0.97	0.90	0.90
1.58	0.08	5.29	1.66	1.71	1.64
0.79	0.03	3.31	0.80	0.81	0.84
#DIV/0!	#DIV/0!	#DIV/0!	1.00	1.02	1.05
1.13	0.05	4.28			
1.26	0.03	2.55	1.37	1.34	1.31
#DIV/0!	#DIV/0!	#DIV/0!			
0.84	0.05	5.46	1.21	1.30	1.18
1.13	0.27	23.76			
1.48	0.08	5.20	1.44	1.32	1.33
0.84	0.04	5.22	0.81	0.92	0.88
0.74	0.03	4.18	0.73	0.81	0.76
1.04	0.07	6.80	0.88	1.10	0.97
1.24	0.14	11.17			
0.59	0.01	1.59	0.57	0.62	0.61
0.71	0.02	2.29	0.64	0.69	0.65
1.46	0.15	10.17	1.10	1.12	1.09
1.05	0.16	15.14			
1.40	0.12	8.41			
1.68	0.35	20.53			
1.02	0.08	7.44			
1.28	0.08	6.46	1.31	1.30	1.27
0.70	0.06	8.06	0.90	0.93	0.85
0.93	0.06	6.01			
1.48	0.15	9.94			
0.82	0.06	7.32			

1.32	0.09	7.18			
0.74	0.04	5.59	0.65	0.69	0.71
0.98	0.07	7.29			
1.08	0.02	1.99	0.95	0.99	1.01
1.15	0.02	1.57	1.12	1.09	1.05
1.01	0.02	1.91	0.87	0.94	0.90
#DIV/0!	#DIV/0!	#DIV/0!			
1.62	0.34	21.07			
0.57	0.03	5.97	0.53	0.48	0.50
#DIV/0!	#DIV/0!	#DIV/0!			
1.25	0.01	0.60			
1.15	0.03	2.51	1.06	1.08	1.03
#DIV/0!	#DIV/0!	#DIV/0!			
1.39	0.05	3.50			
0.98	0.02	1.64	0.86	0.87	0.76
1.33	0.07	5.46	1.11	1.10	1.20
1.13	0.04	3.12			
1.05	0.06	5.42	1.05	1.08	1.03
1.26	0.04	2.97	1.16	1.25	1.16
1.41	0.09	6.67	1.04	0.94	0.90
1.46	0.08	5.75	1.12	1.09	1.20
1.29	0.26	20.00			
0.90	0.04	3.99	0.96	0.95	0.93
0.68	0.05	7.55	0.92	0.93	0.91
0.89	0.03	3.76	1.29	1.31	1.22
1.02	0.02	1.68			
0.91	0.05	4.98	0.69	0.69	0.74
0.76	0.10	13.34	0.79	0.73	0.79
#DIV/0!	#DIV/0!	#DIV/0!	0.97	0.94	1.00
1.14	0.07	6.34	1.12	1.09	1.09
#DIV/0!	#DIV/0!	#DIV/0!	1.13	1.09	1.19
1.28	0.09	6.83	1.30	1.23	1.19
1.70	0.22	12.84			
#DIV/0!	#DIV/0!	#DIV/0!	0.86	0.84	0.94
1.32	0.04	3.28	1.88	1.87	1.80
1.08	0.04	3.55	0.86	0.91	0.88
#DIV/0!	#DIV/0!	#DIV/0!	0.76	0.76	0.79
1.15	0.03	2.92	1.04	1.15	1.13
0.86	0.01	1.45	0.75	0.79	0.80
0.89	0.02	1.91	0.81	0.89	0.85
0.82	0.02	2.68	0.76	0.84	0.81
0.91	0.05	5.00			
0.72	0.03	4.68	0.71	0.65	0.64
0.79	0.05	6.70	0.64	0.74	0.73
1.56	0.06	4.06	1.33	1.27	1.34
0.80	0.04	5.57	1.38	1.26	1.02
1.51	0.09	6.27			
0.85	0.05	5.56	1.28	1.29	1.20
0.87	0.04	4.44	0.85	0.87	0.91
0.68	0.01	1.10			
0.85	0.02	2.88	0.91	0.87	0.92
0.90	0.02	1.96	1.01	1.06	0.95
0.90	0.06	6.53	0.81	0.85	0.82
#DIV/0!	#DIV/0!	#DIV/0!			

1.36	0.21	15.44			
1.18	0.07	5.98	1.09	1.12	1.05
0.74	0.02	2.62	0.73	0.75	0.71
1.40	0.06	4.60	0.91	0.89	0.90
0.69	0.04	6.37	0.81	0.89	0.85
1.07	0.04	3.89	0.98	1.06	1.00
#DIV/0!	#DIV/0!	#DIV/0!			
0.80	0.03	3.87	0.70	0.82	0.79
#DIV/0!	#DIV/0!	#DIV/0!	1.56	1.39	1.51
#DIV/0!	#DIV/0!	#DIV/0!			
#DIV/0!	#DIV/0!	#DIV/0!			
1.22	0.02	1.75	1.18	1.13	1.22
#DIV/0!	#DIV/0!	#DIV/0!	1.35	1.28	1.19
#DIV/0!	#DIV/0!	#DIV/0!	1.44	1.36	1.65
#DIV/0!	#DIV/0!	#DIV/0!			
1.45	0.04	3.04	1.04	1.07	1.05
0.98	0.05	5.41	0.93	0.95	0.93
#DIV/0!	#DIV/0!	#DIV/0!	0.81	0.79	0.77
0.86	0.00	0.42	0.82	0.79	0.80
1.15	0.06	5.51	1.40	1.37	1.35
0.79	0.03	3.62	0.60	0.61	0.59
4.82	0.70	14.51			
#DIV/0!	#DIV/0!	#DIV/0!	0.63	0.70	0.60
0.39	0.01	1.88	0.71	0.70	0.68
0.71	0.03	4.16	0.83	0.88	0.89
1.31	0.09	6.78			
#DIV/0!	#DIV/0!	#DIV/0!	1.62	1.43	2.01
0.77	0.10	12.36	1.16	1.14	1.12
2.31	0.52	22.66			
#DIV/0!	#DIV/0!	#DIV/0!	0.46	0.44	0.54
1.00	0.04	3.58	1.01	1.05	1.01
#DIV/0!	#DIV/0!	#DIV/0!			
#DIV/0!	#DIV/0!	#DIV/0!	1.25	1.28	1.31
0.80	0.11	13.43	1.35	1.31	1.25
1.11	0.09	8.26	0.91	0.94	1.00
0.74	0.06	8.80			
#DIV/0!	#DIV/0!	#DIV/0!	1.52	1.26	1.25
#DIV/0!	#DIV/0!	#DIV/0!			
0.97	0.05	5.54	0.94	0.90	0.93
0.98	0.07	6.73	0.76	0.78	0.73
0.73	0.05	6.59			
#DIV/0!	#DIV/0!	#DIV/0!			
1.35	0.06	4.44	1.10	1.09	1.14
0.95	0.04	3.80	0.75	0.72	0.81
1.09	0.10	9.17			
0.81	0.03	4.28	0.72	0.83	0.73
0.85	0.03	3.99			
0.88	0.03	2.93	0.76	0.82	0.79
2.47	0.16	6.40	1.46	1.51	1.40
0.84	0.03	3.55	0.99	0.93	0.91
1.34	0.10	7.18	0.93	0.85	0.96
0.82	0.04	5.33			
0.65	0.08	12.67	0.99	1.12	1.04
0.86	0.07	8.29			

0.95	0.06	5.89	0.37	0.34	0.40
#DIV/0!	#DIV/0!	#DIV/0!	0.68	0.66	0.67
1.09	0.06	5.24	0.91	0.95	0.96
0.72	0.04	5.94	0.77	0.81	0.77
#DIV/0!	#DIV/0!	#DIV/0!			
0.83	0.11	13.21	0.52	0.52	0.77
1.05	0.05	4.76	1.02	1.10	1.05
#DIV/0!	#DIV/0!	#DIV/0!			
1.10	0.08	7.27			
2.47	0.29	11.72	1.19	1.27	1.20
1.59	0.17	10.87	1.63	1.50	1.46
1.63	0.12	7.44	1.88	1.91	1.83
1.46	0.06	3.99	1.38	1.48	1.44
1.79	0.13	7.43	1.24	1.32	1.25
2.32	0.20	8.82	1.18	1.31	1.22
1.70	0.06	3.52	1.48	1.57	1.41
2.45	0.27	10.96	2.06	1.91	1.81
1.29	0.17	13.56	1.24	1.35	1.14
1.10	0.02	1.89	0.97	1.02	1.03
#DIV/0!	#DIV/0!	#DIV/0!			
1.11	0.06	5.42	1.31	1.36	1.31
1.02	0.04	4.13	1.58	1.57	1.43
0.55	0.03	5.70	0.73	0.79	0.75
0.97	0.06	6.04	1.21	1.32	1.12
1.24	0.10	8.08	1.03	0.97	0.98
1.48	0.06	4.35	1.24	1.27	1.26
1.46	0.09	6.01	1.37	1.33	1.39
#DIV/0!	#DIV/0!	#DIV/0!			
#DIV/0!	#DIV/0!	#DIV/0!			
0.75	0.07	9.33			
#DIV/0!	#DIV/0!	#DIV/0!			
#DIV/0!	#DIV/0!	#DIV/0!			
0.89	0.02	1.80	0.92	0.94	0.94
0.74	0.01	1.70	0.87	0.92	0.93
0.61	0.02	3.68	0.72	0.75	0.76
1.17	0.06	4.75	1.12	1.16	1.24
1.48	0.09	5.82			
#DIV/0!	#DIV/0!	#DIV/0!	1.05	1.31	1.23
#DIV/0!	#DIV/0!	#DIV/0!			
0.90	0.05	5.24	0.94	1.03	1.01
#DIV/0!	#DIV/0!	#DIV/0!	1.37	1.21	1.18
0.64	0.03	4.92	0.84	0.86	0.88
0.97	0.05	4.98	1.00	0.98	1.08
#DIV/0!	#DIV/0!	#DIV/0!			
0.97	0.03	3.03			
0.93	0.05	5.43	1.07	1.01	1.03
0.88	0.02	2.16	0.92	0.87	0.76
1.14	0.09	8.07	1.02	0.99	0.93
0.79	0.03	3.61	0.91	0.97	0.90
#DIV/0!	#DIV/0!	#DIV/0!	1.13	1.16	1.13
0.75	0.04	4.70	0.82	0.85	0.83
#DIV/0!	#DIV/0!	#DIV/0!			
0.83	0.03	4.11	0.88	0.80	0.86
0.75	0.04	5.02			



1.10	0.19	17.27	1.06	1.03	1.04
1.03	0.09	8.58			
1.27	0.22	17.43	<b>1.52</b>	<b>1.55</b>	<b>1.63</b>
0.87	0.07	8.57	1.14	0.96	0.86
0.82	0.04	4.71	0.95	0.85	0.91
1.35	0.07	4.87	1.48	1.35	1.36
0.80	0.07	8.91	0.88	0.93	0.87
1.00	0.11	11.08	0.85	0.83	0.83
#DIV/0!	#DIV/0!	#DIV/0!			
0.75	0.02	2.67	0.82	0.82	0.86
1.33	0.03	2.46	1.38	1.34	1.25
<b>0.65</b>	0.06	8.73	<b>0.56</b>	<b>0.56</b>	0.82
0.87	0.03	3.41	0.83	0.90	0.88
#DIV/0!	#DIV/0!	#DIV/0!			
0.79	0.01	1.90	0.90	0.97	0.85
1.04	0.03	2.94	1.44	1.00	1.29
0.97	0.07	7.45			
<b>0.67</b>	0.22	33.59			
1.09	0.10	8.93	0.81	0.68	0.84
0.88	0.03	3.20	1.34	1.33	1.28
<b>0.63</b>	0.02	3.65	<b>0.65</b>	0.72	0.71
0.96	0.04	4.28			
#DIV/0!	#DIV/0!	#DIV/0!	1.07	1.16	1.09
1.39	0.06	4.51	1.29	1.38	1.32
1.24	0.06	4.99	0.93	1.00	1.09
0.98	0.01	1.36	1.07	1.09	1.09
#DIV/0!	#DIV/0!	#DIV/0!	0.80	0.94	1.19
#DIV/0!	#DIV/0!	#DIV/0!			
#DIV/0!	#DIV/0!	#DIV/0!	0.69	0.76	0.93
<b>1.53</b>	0.07	4.43	1.21	1.21	1.27
#DIV/0!	#DIV/0!	#DIV/0!			
1.43	0.09	6.44	1.05	1.32	0.99
1.25	0.02	1.39			
0.82	0.04	5.42	0.89	0.91	0.94
<b>0.56</b>	0.03	5.67	<b>0.41</b>	<b>0.42</b>	<b>0.44</b>
0.99	0.04	4.47	1.34	1.22	1.31
0.96	0.03	2.94	0.92	0.98	0.95
#DIV/0!	#DIV/0!	#DIV/0!	1.14	1.01	0.91
<b>0.63</b>	0.04	5.63	<b>0.66</b>	0.68	<b>0.65</b>
0.82	0.15	18.70			
1.26	0.18	14.34			
1.38	0.02	1.48	1.21	1.31	1.30
0.70	0.03	4.26	0.74	0.80	0.81
0.77	0.04	4.72	0.84	1.06	0.88
0.77	0.02	2.46	0.70	0.78	<b>0.64</b>
1.01	0.05	4.80	0.80	0.88	0.86
1.16	0.14	12.41			
1.00	0.03	3.35	0.86	0.96	0.95
0.92	0.01	0.97	1.04	0.98	1.10
1.12	0.04	3.66	1.06	1.15	1.12
0.84	0.08	9.81	1.07	0.99	0.86
0.99	0.05	5.34	0.95	1.05	0.97
0.68	0.02	2.44	0.70	<b>0.67</b>	0.69
#DIV/0!	#DIV/0!	#DIV/0!	1.29	1.27	1.18

1.47	0.13	9.08			
#DIV/0!	#DIV/0!	#DIV/0!			
0.66	0.02	3.16	0.64	0.66	0.66
1.43	0.02	1.71			
1.00	0.05	4.63	1.22	1.25	1.22
1.25	0.32	25.26	1.28	1.10	0.99
1.10	0.06	5.28	0.98	1.05	1.03
1.34	0.31	23.37			
0.71	0.02	2.48			
0.79	0.02	2.83	1.15	1.26	1.26
1.12	0.00	0.23			
0.86	0.04	4.86	0.97	0.89	0.93
1.12	0.06	5.42	1.31	1.34	1.52
1.00	0.07	7.27	1.46	1.25	1.04
0.73	0.04	5.59	0.61	0.63	0.62
0.91	0.01	1.18	0.89	0.83	0.78
0.80	0.03	3.40	0.83	0.84	0.81
0.90	0.02	2.20	1.18	1.21	1.18
#DIV/0!	#DIV/0!	#DIV/0!			
0.86	0.04	5.06	1.04	1.10	1.05
1.21	0.06	5.16			
8.77	3.96	45.14			
0.55	0.02	3.41	0.66	0.72	0.68
0.81	0.03	4.19	0.90	0.71	0.80
1.21	0.08	6.24	1.22	1.23	0.99
1.62	0.11	6.53	0.91	0.79	0.75
0.87	0.07	7.72			
0.76	0.07	9.77	0.78	0.75	0.80
0.96	0.04	3.80	0.82	0.84	0.84
#DIV/0!	#DIV/0!	#DIV/0!			
#DIV/0!	#DIV/0!	#DIV/0!	0.63	0.64	0.63
0.76	0.09	12.16	1.10	1.04	1.18
0.47	0.00	0.81	0.50	0.54	0.51
1.00	0.06	6.09	0.95	1.00	1.00
1.20	0.07	5.89	0.94	0.90	1.03
1.15	0.02	1.91			
#DIV/0!	#DIV/0!	#DIV/0!			
1.27	0.07	5.90	1.56	1.63	1.37
0.93	0.03	2.73			
1.09	0.18	16.62	1.27	0.94	1.52
#DIV/0!	#DIV/0!	#DIV/0!			
1.19	0.19	16.08			
1.29	0.03	1.96			
#DIV/0!	#DIV/0!	#DIV/0!	1.54	1.15	1.37
1.10	0.07	6.76	1.20	1.09	1.07
2.05	0.13	6.19	1.47	1.56	1.54
1.03	0.04	3.98			
0.90	0.02	2.56	1.51	1.54	1.49
1.00	0.03	2.83	1.94	1.86	1.88
1.04	0.11	10.48	1.00	1.01	0.98
0.66	0.01	2.18	0.87	0.90	0.88
1.19	0.05	4.37	1.06	1.11	1.17
0.83	0.02	2.42	1.15	1.21	1.17
0.99	0.08	7.59			

#DIV/0!	#DIV/0!	#DIV/0!				
0.93	0.02	2.41	0.90	0.86	0.95	
#DIV/0!	#DIV/0!	#DIV/0!	0.94	0.91	0.98	
1.10	0.11	10.08	1.06	1.17	1.11	
<b>1.60</b>	0.26	16.35	1.35	1.32	1.17	
1.25	0.11	9.10				
0.81	0.03	3.10	0.87	0.90	0.82	
1.10	0.05	4.19	0.88	0.95	0.89	
<b>1.39</b>	0.19	13.95	0.95	0.97	0.88	
<b>1.72</b>	0.17	9.72				
0.92	0.08	8.48	0.87	0.85	0.78	
0.80	0.06	7.59	0.87	0.94	0.88	
<b>0.63</b>	0.01	1.77	0.92	0.97	0.94	
<b>0.47</b>	0.00	0.31				
<b>0.35</b>	0.01	3.99	<b>0.39</b>	<b>0.41</b>	<b>0.42</b>	
0.95	0.02	2.09	1.00	1.09	1.02	
1.02	0.05	4.70	0.85	0.87	0.87	
<b>0.74</b>	0.03	4.39	<b>0.65</b>	<b>0.65</b>	<b>0.66</b>	
0.93	0.04	4.31	0.83	0.86	0.82	
1.08	0.04	3.73	0.97	1.00	0.96	
<b>2.45</b>	0.22	8.94	<b>1.56</b>	<b>1.67</b>	<b>1.59</b>	
<b>1.32</b>	0.22	16.30				
1.21	0.06	5.29	1.07	1.12	1.07	
<b>0.65</b>	0.01	1.72	<b>0.71</b>	<b>0.65</b>	<b>0.76</b>	
<b>0.33</b>	0.01	2.91				
#DIV/0!	#DIV/0!	#DIV/0!	1.22	0.98	1.15	

				#DIV/0!	#DIV/0!	#DIV/0!
				#DIV/0!	#DIV/0!	#DIV/0!
1.59	0.92	0.99		1.49	0.10	6.96
				#DIV/0!	#DIV/0!	#DIV/0!
				#DIV/0!	#DIV/0!	#DIV/0!
1.07	0.84	1.14		0.92	0.12	13.35
1.25	0.97	0.97		1.23	0.03	2.39
1.01	1.02	0.98		1.01	0.01	0.80
				#DIV/0!	#DIV/0!	#DIV/0!
1.28	1.07	1.10		1.25	0.09	7.33
0.86	1.08	0.98		0.85	0.01	1.49
				#DIV/0!	#DIV/0!	#DIV/0!
1.13	1.12	0.99		1.16	0.07	5.97
1.33	0.98	1.03		1.34	0.03	2.37
0.95	0.82	0.97		0.94	0.15	15.63
				#DIV/0!	#DIV/0!	#DIV/0!
1.03	0.99	1.03		1.05	0.04	3.57
				#DIV/0!	#DIV/0!	#DIV/0!
				#DIV/0!	#DIV/0!	#DIV/0!
0.95	0.96	1.01		0.89	0.05	5.42
1.29	1.05	1.03		1.28	0.04	3.20
1.24	1.01	1.02		1.26	0.03	2.59
1.12	1.07	0.98		1.17	0.06	5.25
1.32	1.02	0.97		1.34	0.02	1.47
				#DIV/0!	#DIV/0!	#DIV/0!
1.45	0.91	1.12		1.34	0.10	7.52
				#DIV/0!	#DIV/0!	#DIV/0!
1.06	0.95	0.90		1.04	0.03	2.68
1.01	0.96	0.91		1.10	0.07	5.94
0.81	0.96	0.98		0.79	0.03	3.88
0.71	1.15	1.06		0.73	0.06	8.59
1.19	0.97	1.05		1.14	0.04	3.71
0.62	1.05	1.04		0.62	0.02	3.21
0.51	1.03	1.00		0.51	0.01	1.80
0.73	1.14	0.88		0.78	0.04	5.27
				#DIV/0!	#DIV/0!	#DIV/0!
0.84	1.21	0.92		0.96	0.11	11.21
1.63	0.95	1.10		1.49	0.12	8.35
				#DIV/0!	#DIV/0!	#DIV/0!
				#DIV/0!	#DIV/0!	#DIV/0!
1.01	0.90	0.90		0.99	0.08	8.50
1.00	0.94	0.91		1.04	0.13	12.42
1.07	1.03	0.94		1.11	0.03	2.82
				#DIV/0!	#DIV/0!	#DIV/0!
1.09	1.07	0.95		1.19	0.09	7.22
				#DIV/0!	#DIV/0!	#DIV/0!
0.75	0.93	0.81		0.86	0.15	16.89
				#DIV/0!	#DIV/0!	#DIV/0!
				#DIV/0!	#DIV/0!	#DIV/0!
1.42	1.00	1.05		1.34	0.10	7.15
0.96	0.99	1.01		0.92	0.03	3.28
0.78	0.98	0.92		0.79	0.03	3.67
0.98	0.96	1.04		0.92	0.05	5.72

0.96	0.97	0.97	0.93	0.02	2.13
0.91	1.01	0.93	0.93	0.02	2.68
1.22	1.06	1.03	1.25	0.08	6.12
0.80	0.98	1.00	0.78	0.01	1.86
			#DIV/0!	#DIV/0!	#DIV/0!
1.11	1.07	0.99	1.17	0.06	4.78
0.94	0.99	1.04	0.91	0.03	3.10
			#DIV/0!	#DIV/0!	#DIV/0!
			#DIV/0!	#DIV/0!	#DIV/0!
1.05	1.12	0.91	1.15	0.09	7.48
1.15	1.07	0.99	1.14	0.05	4.57
			#DIV/0!	#DIV/0!	#DIV/0!
			#DIV/0!	#DIV/0!	#DIV/0!
0.83	0.99	1.02	0.79	0.06	7.88
0.57	0.88	1.09	0.51	0.05	9.05
0.87	1.07	0.99	0.92	0.04	4.58
			#DIV/0!	#DIV/0!	#DIV/0!
0.81	0.97	1.04	0.77	0.03	3.68
1.26	1.08	0.89	1.40	0.12	8.81
1.21	0.95	1.05	1.16	0.04	3.29
			#DIV/0!	#DIV/0!	#DIV/0!
0.92	0.96	1.02	0.85	0.07	7.70
0.77	1.00	0.98	0.78	0.02	2.25
1.12	1.01	0.98	1.11	0.03	2.84
			#DIV/0!	#DIV/0!	#DIV/0!
			#DIV/0!	#DIV/0!	#DIV/0!
			#DIV/0!	#DIV/0!	#DIV/0!
			#DIV/0!	#DIV/0!	#DIV/0!
			#DIV/0!	#DIV/0!	#DIV/0!
0.85	0.96	1.13	0.76	0.08	10.32
0.80	0.98	0.93	0.83	0.04	4.76
			#DIV/0!	#DIV/0!	#DIV/0!
			#DIV/0!	#DIV/0!	#DIV/0!
0.91	0.98	0.95	0.92	0.02	2.05
1.00	1.05	0.96	1.04	0.06	5.82
1.18	1.04	0.99	1.20	0.02	2.04
1.06	1.02	1.10	1.09	0.06	5.32
1.52	1.02	1.01	1.57	0.05	3.41
1.05	0.97	0.99	1.03	0.02	2.24
1.44	1.01	0.97	1.34	0.07	5.37
1.36	0.96	1.06	1.28	0.08	6.31
			#DIV/0!	#DIV/0!	#DIV/0!
1.04	0.97	1.05	0.99	0.04	4.04
			#DIV/0!	#DIV/0!	#DIV/0!
0.78	1.03	0.97	0.77	0.02	2.95
0.83	1.09	0.93	0.88	0.05	5.52
1.71	0.95	1.06	1.58	0.13	7.93
0.98	0.96	0.94	0.97	0.03	3.18
0.67	0.90	1.02	0.62	0.05	7.61
1.04	0.94	0.99	1.07	0.05	4.98
0.53	0.89	1.13	0.47	0.05	9.66
0.48	1.13	1.01	0.50	0.03	6.70
0.91	0.94	1.03	0.85	0.04	5.01
0.78	0.96	1.03	0.73	0.04	5.73

1.16	0.98	1.08	1.09	0.07	6.07
1.09	1.05	0.99	1.07	0.03	2.74
1.03	1.06	1.01	1.04	0.06	6.13
1.14	1.01	0.91	1.22	0.08	6.54
1.07	1.04	0.97	1.11	0.03	2.74
1.15	1.09	0.97	1.21	0.06	4.66
0.86	1.03	0.91	0.92	0.05	5.28
1.07	1.00	1.03	1.03	0.04	3.40
0.71	1.08	0.90	0.78	0.07	8.47
0.97	1.10	0.97	1.04	0.09	8.41
			#DIV/0!	#DIV/0!	#DIV/0!
0.94	0.94	1.09	0.86	0.06	7.40
0.87	0.97	0.98	0.86	0.02	2.64
0.90	1.08	0.98	1.05	0.13	12.36
			#DIV/0!	#DIV/0!	#DIV/0!
			#DIV/0!	#DIV/0!	#DIV/0!
			#DIV/0!	#DIV/0!	#DIV/0!
0.97	1.04	0.90	1.04	0.06	5.58
1.04	1.03	0.97	1.00	0.03	3.16
			#DIV/0!	#DIV/0!	#DIV/0!
1.05	0.98	1.03	1.03	0.02	2.36
1.09	1.01	0.98	1.10	0.00	0.34
0.67	1.06	0.90	0.65	0.02	3.67
0.57	0.98	0.99	0.55	0.01	2.59
1.07	1.18	0.93	1.19	0.12	9.86
			#DIV/0!	#DIV/0!	#DIV/0!
1.49	1.05	1.03	1.53	0.11	7.06
			#DIV/0!	#DIV/0!	#DIV/0!
0.83	1.09	0.91	0.90	0.06	6.32
1.60	1.06	0.97	1.65	0.05	2.90
0.79	1.01	0.99	0.81	0.02	2.57
1.11	1.04	0.90	1.05	0.05	4.65
			#DIV/0!	#DIV/0!	#DIV/0!
1.32	1.02	0.95	1.34	0.03	1.95
			#DIV/0!	#DIV/0!	#DIV/0!
1.32	1.00	1.05	1.25	0.07	5.66
			#DIV/0!	#DIV/0!	#DIV/0!
1.32	1.00	0.96	1.35	0.06	4.19
1.00	0.95	1.08	0.90	0.08	8.69
0.85	0.96	1.03	0.79	0.05	6.49
1.21	0.92	1.23	1.04	0.14	13.83
			#DIV/0!	#DIV/0!	#DIV/0!
0.66	0.95	1.06	0.62	0.04	6.10
0.70	1.00	1.06	0.67	0.03	4.57
1.11	1.03	0.99	1.11	0.01	1.15
			#DIV/0!	#DIV/0!	#DIV/0!
			#DIV/0!	#DIV/0!	#DIV/0!
			#DIV/0!	#DIV/0!	#DIV/0!
			#DIV/0!	#DIV/0!	#DIV/0!
1.21	1.02	0.96	1.27	0.05	3.78
0.91	1.03	1.02	0.90	0.03	3.64
			#DIV/0!	#DIV/0!	#DIV/0!
			#DIV/0!	#DIV/0!	#DIV/0!
			#DIV/0!	#DIV/0!	#DIV/0!

			#DIV/0!	#DIV/0!	#DIV/0!
0.76	0.93	1.01	0.70	0.04	6.20
			#DIV/0!	#DIV/0!	#DIV/0!
1.05	1.01	1.01	1.00	0.04	4.28
0.98	1.10	0.96	1.06	0.06	5.52
0.93	0.98	1.05	0.91	0.03	3.68
			#DIV/0!	#DIV/0!	#DIV/0!
			#DIV/0!	#DIV/0!	#DIV/0!
0.49	1.09	0.99	0.50	0.02	4.75
			#DIV/0!	#DIV/0!	#DIV/0!
			#DIV/0!	#DIV/0!	#DIV/0!
1.05	1.03	1.01	1.05	0.02	2.05
			#DIV/0!	#DIV/0!	#DIV/0!
			#DIV/0!	#DIV/0!	#DIV/0!
0.81	1.07	1.01	0.82	0.05	6.28
1.16	0.92	0.95	1.14	0.05	4.00
			#DIV/0!	#DIV/0!	#DIV/0!
1.10	1.07	0.99	1.07	0.03	2.86
1.27	0.98	0.97	1.21	0.06	4.71
0.72	1.08	0.89	0.90	0.13	14.78
1.15	0.96	1.08	1.14	0.05	4.11
			#DIV/0!	#DIV/0!	#DIV/0!
0.88	1.04	0.91	0.93	0.04	3.83
0.93	1.00	1.01	0.92	0.01	1.01
1.32	1.02	1.07	1.28	0.05	3.72
			#DIV/0!	#DIV/0!	#DIV/0!
0.75	0.94	0.99	0.72	0.03	4.22
0.76	0.97	0.94	0.77	0.03	3.86
0.96	0.98	0.95	0.97	0.02	2.51
1.13	1.01	0.96	1.11	0.02	1.54
1.15	0.96	0.95	1.14	0.04	3.61
1.21	1.02	1.04	1.23	0.05	3.74
			#DIV/0!	#DIV/0!	#DIV/0!
0.92	0.92	0.96	0.89	0.05	5.45
1.83	1.08	0.98	1.85	0.04	2.01
0.97	0.97	1.05	0.90	0.05	5.14
0.79	0.97	0.98	0.77	0.02	2.09
1.17	1.00	1.02	1.12	0.06	5.08
0.82	0.96	1.05	0.79	0.03	3.62
0.92	0.97	1.07	0.87	0.05	5.60
0.85	0.95	1.04	0.82	0.04	4.77
			#DIV/0!	#DIV/0!	#DIV/0!
0.68	1.12	1.02	0.67	0.03	4.85
0.85	0.89	1.09	0.74	0.09	12.03
1.28	1.00	0.94	1.31	0.04	2.72
1.07	1.20	0.90	1.18	0.17	14.30
			#DIV/0!	#DIV/0!	#DIV/0!
1.21	1.07	0.99	1.24	0.05	3.65
0.91	0.96	1.04	0.88	0.03	3.69
			#DIV/0!	#DIV/0!	#DIV/0!
0.91	0.94	1.06	0.90	0.02	2.08
1.01	1.01	1.04	1.01	0.04	4.30
0.85	1.05	0.97	0.83	0.02	2.66
			#DIV/0!	#DIV/0!	#DIV/0!

			#DIV/0!	#DIV/0!	#DIV/0!
1.17	0.98	1.07	1.11	0.05	4.64
0.81	0.97	1.02	0.75	0.04	5.97
0.83	1.02	0.90	0.88	0.04	4.45
0.95	0.92	1.08	0.87	0.06	6.66
1.05	1.01	1.03	1.02	0.04	3.92
			#DIV/0!	#DIV/0!	#DIV/0!
0.93	0.90	1.07	0.81	0.09	11.73
1.36	1.03	0.88	1.46	0.09	6.43
			#DIV/0!	#DIV/0!	#DIV/0!
			#DIV/0!	#DIV/0!	#DIV/0!
1.16	0.97	0.95	1.17	0.04	3.18
1.13	1.14	0.93	1.24	0.09	7.56
1.57	0.87	0.93	1.51	0.13	8.71
			#DIV/0!	#DIV/0!	#DIV/0!
1.10	1.01	1.01	1.07	0.03	2.54
0.92	1.01	0.94	0.93	0.01	1.43
0.75	1.05	0.96	0.78	0.02	2.96
0.78	1.02	0.95	0.80	0.02	2.36
1.34	1.09	1.01	1.37	0.03	1.90
0.61	1.03	1.02	0.60	0.01	1.17
			#DIV/0!	#DIV/0!	#DIV/0!
0.67	1.06	1.10	0.65	0.05	7.23
0.68	1.05	0.96	0.69	0.01	1.96
0.89	0.94	0.99	0.87	0.03	3.44
			#DIV/0!	#DIV/0!	#DIV/0!
1.77	0.81	0.87	1.71	0.25	14.39
1.14	1.01	1.04	1.14	0.02	1.67
			#DIV/0!	#DIV/0!	#DIV/0!
0.53	0.85	0.95	0.49	0.05	9.78
1.09	1.00	1.02	1.04	0.04	3.56
			#DIV/0!	#DIV/0!	#DIV/0!
1.35	0.96	1.01	1.30	0.04	3.39
1.14	0.97	1.04	1.26	0.09	7.08
1.03	0.92	1.03	0.97	0.06	5.67
			#DIV/0!	#DIV/0!	#DIV/0!
1.32	1.06	0.93	1.34	0.13	9.44
			#DIV/0!	#DIV/0!	#DIV/0!
0.89	1.01	0.94	0.91	0.02	2.64
0.78	0.96	1.04	0.76	0.02	3.07
			#DIV/0!	#DIV/0!	#DIV/0!
			#DIV/0!	#DIV/0!	#DIV/0!
1.20	0.98	0.98	1.13	0.05	4.52
0.78	0.93	1.02	0.77	0.04	4.95
			#DIV/0!	#DIV/0!	#DIV/0!
0.83	0.99	1.01	0.78	0.06	7.98
			#DIV/0!	#DIV/0!	#DIV/0!
0.85	0.96	1.06	0.81	0.04	4.82
1.47	1.05	0.99	1.46	0.04	3.07
0.97	1.03	0.98	0.95	0.04	3.97
0.87	0.97	0.88	0.90	0.05	5.74
			#DIV/0!	#DIV/0!	#DIV/0!
1.15	0.94	1.12	1.07	0.08	7.08
			#DIV/0!	#DIV/0!	#DIV/0!



0.37	0.93	0.99	0.37	0.02	6.06
0.65	1.06	1.01	0.67	0.01	1.94
0.99	0.95	1.04	0.95	0.03	3.43
0.85	0.95	1.07	0.80	0.04	4.93
			#DIV/0!	#DIV/0!	#DIV/0!
0.58	0.91	0.84	0.60	0.12	19.88
1.16	1.00	1.06	1.08	0.06	5.97
			#DIV/0!	#DIV/0!	#DIV/0!
			#DIV/0!	#DIV/0!	#DIV/0!
1.35	0.97	1.06	1.25	0.07	5.88
1.34	1.10	0.98	1.48	0.12	8.00
1.77	0.92	1.00	1.85	0.06	3.32
1.51	0.99	1.04	1.45	0.06	4.02
1.34	1.00	1.04	1.29	0.05	4.02
1.35	0.99	1.05	1.27	0.08	6.19
1.51	1.13	1.03	1.49	0.07	4.38
1.68	1.14	0.91	1.87	0.16	8.49
1.25	1.09	1.07	1.25	0.09	6.85
1.00	1.02	1.00	1.00	0.02	2.49
			#DIV/0!	#DIV/0!	#DIV/0!
1.25	1.06	0.98	1.31	0.05	3.56
1.43	1.08	1.01	1.50	0.09	5.69
0.78	1.00	1.04	0.76	0.03	3.54
1.23	1.07	1.04	1.22	0.08	6.63
0.93	1.06	0.93	0.98	0.04	4.20
1.31	0.98	0.97	1.27	0.03	2.25
1.31	1.00	1.01	1.35	0.04	2.76
			#DIV/0!	#DIV/0!	#DIV/0!
			#DIV/0!	#DIV/0!	#DIV/0!
			#DIV/0!	#DIV/0!	#DIV/0!
			#DIV/0!	#DIV/0!	#DIV/0!
			#DIV/0!	#DIV/0!	#DIV/0!
0.96	0.99	0.98	0.94	0.02	1.63
1.00	0.97	1.01	0.93	0.05	5.53
0.77	0.98	0.99	0.75	0.02	2.66
1.18	0.91	0.96	1.18	0.05	4.43
			#DIV/0!	#DIV/0!	#DIV/0!
1.54	0.86	1.23	1.28	0.20	15.76
			#DIV/0!	#DIV/0!	#DIV/0!
1.06	0.95	1.07	1.01	0.05	4.97
0.98	1.25	0.88	1.19	0.16	13.48
0.98	0.95	1.12	0.89	0.06	6.97
0.97	1.02	0.95	1.01	0.05	4.83
			#DIV/0!	#DIV/0!	#DIV/0!
			#DIV/0!	#DIV/0!	#DIV/0!
1.03	1.07	0.96	1.03	0.02	2.31
0.80	1.06	0.93	0.84	0.07	8.14
0.96	1.04	1.02	0.97	0.04	3.89
0.98	0.97	1.04	0.94	0.04	4.24
1.17	1.00	1.01	1.15	0.02	1.62
0.88	1.00	0.99	0.84	0.03	2.98
			#DIV/0!	#DIV/0!	#DIV/0!
0.69	0.99	0.89	0.81	0.09	10.87
			#DIV/0!	#DIV/0!	#DIV/0!

1.03	1.01	0.97	1.04	0.01	1.36
			#DIV/0!	#DIV/0!	#DIV/0!
1.67	0.93	1.00	1.59	0.07	4.45
0.96	1.12	1.03	0.98	0.12	11.99
0.88	1.01	0.92	0.90	0.04	4.99
1.24	1.09	0.91	1.36	0.10	7.31
0.97	1.01	1.04	0.91	0.05	5.37
0.87	0.96	0.96	0.84	0.02	2.23
			#DIV/0!	#DIV/0!	#DIV/0!
0.83	1.01	0.96	0.83	0.02	2.32
1.30	1.02	0.99	1.32	0.06	4.28
0.62	1.00	0.99	0.64	0.12	19.54
0.93	0.99	1.02	0.88	0.04	4.77
			#DIV/0!	#DIV/0!	#DIV/0!
0.97	1.04	1.07	0.92	0.06	6.49
0.90	1.12	0.68	1.16	0.25	21.95
			#DIV/0!	#DIV/0!	#DIV/0!
			#DIV/0!	#DIV/0!	#DIV/0!
0.71	0.97	0.82	0.76	0.08	10.33
1.27	1.05	0.97	1.31	0.04	2.72
0.79	0.93	1.09	0.72	0.06	8.25
			#DIV/0!	#DIV/0!	#DIV/0!
1.19	0.98	1.07	1.13	0.06	5.23
1.37	1.02	1.03	1.34	0.04	3.06
1.18	0.86	1.06	1.05	0.11	10.28
1.08	1.03	0.99	1.08	0.01	1.13
1.27	0.80	1.02	1.05	0.22	21.03
			#DIV/0!	#DIV/0!	#DIV/0!
1.02	0.75	1.08	0.85	0.15	17.71
1.22	0.98	0.95	1.23	0.03	2.16
			#DIV/0!	#DIV/0!	#DIV/0!
1.25	1.07	1.24	1.16	0.16	13.67
			#DIV/0!	#DIV/0!	#DIV/0!
0.94	0.99	1.04	0.92	0.03	2.85
0.50	0.91	1.01	0.44	0.04	9.36
1.20	1.03	0.90	1.27	0.07	5.47
0.98	0.96	1.04	0.96	0.03	2.75
0.90	1.24	0.87	0.99	0.11	11.38
0.67	1.04	1.01	0.66	0.01	2.03
			#DIV/0!	#DIV/0!	#DIV/0!
			#DIV/0!	#DIV/0!	#DIV/0!
1.36	0.99	1.00	1.30	0.06	4.81
0.89	0.91	1.09	0.81	0.06	7.62
0.93	1.11	1.02	0.92	0.10	10.61
0.68	1.06	1.06	0.70	0.06	8.47
0.96	1.00	1.14	0.88	0.06	7.33
			#DIV/0!	#DIV/0!	#DIV/0!
0.95	0.93	1.00	0.93	0.05	5.00
0.96	1.01	0.94	1.02	0.06	6.08
1.23	0.99	1.05	1.14	0.07	6.20
0.80	1.26	0.91	0.93	0.13	13.47
1.01	1.05	0.97	1.00	0.04	4.21
0.74	1.00	1.03	0.70	0.03	4.15
1.20	1.05	0.98	1.24	0.06	4.57

			#DIV/0!	#DIV/0!	#DIV/0!
			#DIV/0!	#DIV/0!	#DIV/0!
<b>0.67</b>	1.01	1.00	<b>0.66</b>	0.01	1.62
			#DIV/0!	#DIV/0!	#DIV/0!
1.19	1.03	0.99	1.22	0.02	1.96
0.85	1.30	0.84	1.05	0.18	17.31
1.10	0.95	1.07	1.04	0.05	4.85
			#DIV/0!	#DIV/0!	#DIV/0!
			#DIV/0!	#DIV/0!	#DIV/0!
1.38	0.92	1.08	1.26	0.10	7.55
			#DIV/0!	#DIV/0!	#DIV/0!
0.91	0.99	0.97	0.92	0.04	4.12
1.16	1.12	<b>0.71</b>	<b>1.33</b>	0.14	10.85
0.89	1.41	0.84	1.16	0.25	21.17
<b>0.62</b>	0.95	1.05	<b>0.62</b>	0.01	1.18
0.86	1.02	0.98	0.84	0.04	5.23
0.82	1.00	1.03	0.82	0.01	1.31
1.16	1.05	0.98	1.18	0.02	1.74
			#DIV/0!	#DIV/0!	#DIV/0!
1.09	0.95	1.03	1.07	0.03	2.94
			#DIV/0!	#DIV/0!	#DIV/0!
			#DIV/0!	#DIV/0!	#DIV/0!
<b>0.67</b>	0.94	1.07	<b>0.68</b>	0.03	3.93
<b>0.64</b>	1.13	0.78	<b>0.76</b>	0.11	14.94
1.01	0.93	1.02	1.11	0.13	11.77
0.86	0.95	1.06	0.82	0.07	8.55
			#DIV/0!	#DIV/0!	#DIV/0!
<b>0.73</b>	1.03	0.86	<b>0.76</b>	0.03	4.08
0.86	0.99	1.01	0.84	0.02	1.88
			#DIV/0!	#DIV/0!	#DIV/0!
<b>0.64</b>	1.01	1.00	<b>0.64</b>	0.01	0.98
0.93	1.17	0.90	1.06	0.11	9.96
<b>0.53</b>	0.98	1.02	<b>0.52</b>	0.02	3.25
1.06	0.95	1.05	1.00	0.05	4.86
0.98	0.90	0.95	0.96	0.05	5.63
			#DIV/0!	#DIV/0!	#DIV/0!
			#DIV/0!	#DIV/0!	#DIV/0!
<b>1.50</b>	1.10	1.05	<b>1.51</b>	0.11	7.32
			#DIV/0!	#DIV/0!	#DIV/0!
1.13	0.84	<b>0.73</b>	1.22	0.24	20.13
			#DIV/0!	#DIV/0!	#DIV/0!
			#DIV/0!	#DIV/0!	#DIV/0!
			#DIV/0!	#DIV/0!	#DIV/0!
1.02	1.14	<b>0.73</b>	1.27	0.23	18.37
1.05	1.12	0.99	1.10	0.07	5.96
<b>1.57</b>	1.04	1.02	<b>1.53</b>	0.04	2.88
			#DIV/0!	#DIV/0!	#DIV/0!
<b>1.57</b>	0.98	1.04	<b>1.53</b>	0.04	2.32
<b>1.79</b>	1.02	0.93	<b>1.87</b>	0.06	3.36
1.00	1.02	1.00	1.00	0.01	1.20
0.94	0.99	1.05	0.90	0.03	3.58
1.04	1.04	0.98	1.09	0.06	5.24
1.20	0.98	0.99	1.18	0.03	2.44
			#DIV/0!	#DIV/0!	#DIV/0!

			#DIV/0!	#DIV/0!	#DIV/0!
0.86	1.01	0.94	0.89	0.04	4.39
0.96	0.96	0.95	0.95	0.03	3.06
1.26	0.96	1.04	1.15	0.09	7.51
1.23	1.07	0.96	1.27	0.08	6.49
			#DIV/0!	#DIV/0!	#DIV/0!
0.83	1.06	0.98	0.86	0.04	4.26
0.93	0.99	1.04	0.91	0.03	3.58
0.85	1.05	0.97	0.91	0.06	6.33
			#DIV/0!	#DIV/0!	#DIV/0!
0.81	1.06	0.98	0.83	0.04	4.92
0.93	1.01	1.06	0.91	0.03	3.42
0.99	0.99	1.04	0.95	0.03	3.28
			#DIV/0!	#DIV/0!	#DIV/0!
<b>0.47</b>	0.88	1.05	<b>0.42</b>	0.03	7.93
1.14	1.04	1.09	1.06	0.06	6.01
0.81	1.03	0.95	0.85	0.03	3.52
<b>0.70</b>	0.90	1.02	<b>0.67</b>	0.02	3.43
0.90	0.96	1.01	0.85	0.03	3.96
1.02	0.99	1.03	0.99	0.03	3.00
<b>1.54</b>	1.00	1.00	<b>1.59</b>	0.06	3.57
			#DIV/0!	#DIV/0!	#DIV/0!
1.00	1.13	0.91	1.07	0.05	4.60
<b>0.70</b>	0.94	0.90	<b>0.71</b>	0.05	6.60
			#DIV/0!	#DIV/0!	#DIV/0!
0.92	1.07	0.79	1.07	0.14	13.04

							#DIV/0!
							#DIV/0!
1.10	1.14	1.12	1.16	0.98	1.02		1.13
1.01	1.01	1.04	1.05	0.97	0.99		1.03
0.94	1.05	1.08	1.22	0.87	1.11		1.07
1.11	1.01	1.12	1.02	0.99	0.90		1.06
1.19	1.18	1.23	1.20	0.97	0.96		1.20
1.47	<b>1.72</b>	1.31	1.46	1.11	1.16		1.49
							#DIV/0!
1.07	1.11	1.03	1.09	1.05	1.06		1.08
0.82	0.83	0.89	0.90	0.92	1.00		0.86
0.94	0.85	1.00	0.90	0.95	0.98		0.92
1.30	1.32	1.30	1.38	0.96	1.02		1.32
1.28	1.36	1.25	1.31	1.02	1.03		1.30
1.14	1.22	1.13	1.19	0.97	0.98		1.17
1.01	1.08	0.89	0.98	1.17	1.08		0.99
0.98	1.01	0.95	0.94	1.07	1.02		0.97
1.00	0.91	1.00	0.91	1.00	0.89		0.95
							#DIV/0!
0.86	0.86	0.89	0.88	1.00	1.01		0.87
1.10	1.14	1.00	1.11	1.04	1.03		1.09
<b>1.75</b>	<b>1.98</b>	<b>1.61</b>	<b>1.98</b>	1.01	1.07		1.83
1.17	1.26	1.23	1.25	0.96	0.98		1.23
<b>1.52</b>	1.45	1.45	1.48	1.00	1.01		1.48
1.38	1.25	1.31	1.11	1.18	0.90		1.26
1.44	<b>1.64</b>	1.31	1.46	1.07	1.13		1.46
0.79	<b>0.73</b>	0.84	0.82	0.95	0.95		0.79
1.00	0.96	0.99	1.04	0.95	0.98		1.00
1.19	1.09	1.25	1.21	0.94	0.94		1.19
<b>0.76</b>	<b>0.76</b>	<b>0.73</b>	<b>0.73</b>	1.01	1.05		0.75
0.78	<b>0.68</b>	0.85	0.86	0.92	0.87		0.79
0.86	0.88	0.78	0.80	1.06	1.03		0.83
<b>0.67</b>	<b>0.63</b>	<b>0.66</b>	<b>0.62</b>	1.05	0.95		0.64
							#DIV/0!
							#DIV/0!
1.07	0.96	1.26	1.14	0.85	0.89		1.11
<b>0.70</b>	<b>0.73</b>	<b>0.73</b>	<b>0.77</b>	1.02	1.00		0.73
<b>1.93</b>	<b>2.19</b>	<b>1.65</b>	<b>1.95</b>	1.14	1.18		1.93
1.13	1.39	1.17	1.45	0.96	1.22		1.28
0.96	0.98	1.19	1.23	0.80	1.02		1.09
0.94	0.86	0.95	0.87	0.99	0.90		0.90
1.00	0.88	1.14	1.01	0.87	0.87		1.01
							#DIV/0!
0.96	1.04	0.90	0.96	1.02	1.05		0.96
0.92	0.94	0.94	0.94	0.97	0.99		0.94
0.82	0.81	0.83	0.83	0.91	0.94		0.82
1.12	0.90	1.21	0.98	0.92	0.80		1.05
<b>0.72</b>	<b>0.71</b>	0.78	<b>0.76</b>	0.98	1.00		0.75
<b>0.75</b>	<b>0.69</b>	0.87	0.80	0.86	0.91		0.78
1.17	1.23	1.23	1.31	1.02	1.11		1.24
1.00	1.02	1.03	1.04	0.98	0.97		1.02
0.91	0.90	0.94	0.91	0.99	0.95		0.91
1.01	1.06	0.95	0.99	1.03	1.04		1.00

0.99	0.95	1.07	1.05	0.91	0.90	1.01
0.89	0.89	0.97	0.92	0.97	0.97	0.92
1.31	1.21	1.46	1.36	0.90	0.92	1.34
						#DIV/0!
1.49	<b>1.73</b>	<b>1.53</b>	<b>1.78</b>	0.98	1.07	<b>1.63</b>
1.24	1.26	1.21	1.31	1.01	1.06	1.25
						#DIV/0!
0.88	0.84	0.88	0.85	1.06	0.95	0.86
<b>0.61</b>	<b>0.58</b>	<b>0.71</b>	<b>0.68</b>	0.86	0.94	<b>0.65</b>
						#DIV/0!
1.35	1.43	1.44	<b>1.50</b>	0.95	1.05	<b>1.43</b>
0.97	0.91	1.12	1.05	0.87	0.93	1.01
1.09	1.19	1.23	1.35	0.88	1.06	1.21
0.83	0.82	<b>0.75</b>	<b>0.74</b>	1.04	1.00	0.79
<b>0.58</b>	<b>0.61</b>	<b>0.58</b>	<b>0.59</b>	1.01	1.01	<b>0.59</b>
1.11	1.04	1.13	1.13	0.93	0.89	1.10
						#DIV/0!
0.88	0.92	0.85	0.89	1.03	1.03	0.89
1.07	1.17	1.12	1.16	0.99	0.98	1.13
1.08	1.17	0.96	1.11	1.12	1.07	1.08
0.92	0.83	0.91	0.82	1.01	0.89	0.87
0.88	0.90	0.87	0.90	0.96	1.00	0.89
0.93	0.93	0.99	0.96	0.96	0.96	0.95
1.14	1.11	1.18	1.16	0.96	0.99	1.15
0.97	0.99	1.06	1.09	0.92	1.01	1.03
<b>0.74</b>	<b>0.71</b>	0.82	0.80	0.93	0.88	<b>0.77</b>
0.87	<b>0.75</b>	0.95	0.99	0.89	1.01	0.89
1.05	1.09	1.02	1.06	0.99	1.03	1.06
1.18	1.27	1.20	1.29	0.99	1.06	1.24
<b>0.72</b>	<b>0.70</b>	<b>0.66</b>	<b>0.63</b>	1.08	0.97	<b>0.68</b>
0.85	0.80	0.92	0.90	0.93	0.97	0.87
1.11	1.03	1.13	1.01	1.03	0.98	1.07
1.15	1.14	1.12	1.11	1.03	0.99	1.13
0.94	0.91	0.93	0.94	0.97	1.00	0.93
1.18	1.10	1.42	1.35	0.97	0.94	1.26
0.95	0.97	1.04	1.00	0.95	0.96	0.99
1.02	1.08	1.12	1.13	0.97	1.00	1.09
0.95	1.00	0.94	0.98	1.02	1.03	0.97
0.78	<b>0.72</b>	0.79	0.78	1.00	0.97	<b>0.77</b>
0.91	0.82	0.98	0.89	0.93	0.89	0.90
<b>0.76</b>	0.83	<b>0.73</b>	0.84	1.02	1.04	0.79
						#DIV/0!
1.09	1.16	1.02	1.07	1.05	1.00	1.08
						#DIV/0!
0.86	0.83	0.88	0.86	1.01	0.97	0.86
1.03	1.01	1.07	1.04	0.97	0.97	1.04
1.07	1.17	1.05	1.09	1.06	1.07	1.10
0.93	0.96	0.88	0.92	1.04	1.03	0.92
<b>0.73</b>	<b>0.76</b>	<b>0.64</b>	<b>0.67</b>	1.10	1.05	<b>0.70</b>
1.27	1.41	1.12	1.24	1.04	1.06	1.26
						#DIV/0!
						#DIV/0!
0.99	1.03	0.89	0.97	1.06	1.07	0.97
<b>0.73</b>	<b>0.74</b>	<b>0.77</b>	<b>0.75</b>	1.04	0.96	<b>0.75</b>

1.08	1.07	1.03	1.08	1.03	1.02	1.06
1.03	1.14	1.08	1.11	1.00	1.03	1.09
1.15	1.15	1.13	1.11	0.98	0.97	1.13
1.22	1.25	1.26	1.28	0.95	0.96	1.25
1.14	1.14	1.09	1.17	1.03	1.05	1.14
<b>1.61</b>	<b>1.62</b>	<b>1.55</b>	<b>1.64</b>	1.01	1.01	<b>1.61</b>
0.98	0.92	1.13	1.04	0.86	0.93	1.02
0.95	1.01	1.03	1.08	1.00	1.05	1.02
0.84	0.79	0.78	0.74	1.08	0.94	0.79
0.78	0.77	0.84	0.82	0.94	0.95	0.80
0.68	<b>0.66</b>	0.73	<b>0.67</b>	0.99	0.93	0.68
0.72	0.72	0.78	0.68	1.12	1.05	0.73
0.80	0.77	0.76	0.77	1.04	0.98	0.77
1.12	1.07	1.19	1.17	0.96	0.99	1.14
1.43	1.41	<b>1.57</b>	<b>1.56</b>	0.92	0.96	1.49
						#DIV/0!
						#DIV/0!
1.06	1.05	1.12	1.13	0.93	1.01	1.09
1.13	1.12	1.14	1.11	0.99	0.97	1.12
1.13	1.07	1.09	1.04	0.94	0.95	1.09
1.02	1.02	0.96	0.98	1.04	1.04	0.99
1.20	1.24	1.11	1.15	1.04	1.01	1.17
						#DIV/0!
<b>0.65</b>	<b>0.65</b>	<b>0.64</b>	<b>0.62</b>	0.96	0.96	<b>0.64</b>
1.23	1.22	1.25	1.26	0.95	0.99	1.24
1.06	0.81	1.17	0.90	0.90	0.76	0.98
1.24	1.22	1.34	1.35	0.97	0.99	1.29
1.11	1.14	1.02	1.06	1.08	1.02	1.08
1.18	1.10	1.41	1.32	0.83	0.92	1.25
1.20	1.08	1.27	1.18	1.01	0.96	1.18
0.69	0.74	0.71	0.74	0.96	1.03	0.72
						#DIV/0!
						#DIV/0!
1.27	1.27	1.22	1.27	1.02	1.01	1.26
1.34	1.13	1.36	1.15	0.99	0.83	1.25
1.02	1.02	0.95	1.04	1.13	1.05	1.01
						#DIV/0!
1.39	<b>1.51</b>	1.30	<b>1.50</b>	0.98	1.06	1.42
1.01	1.04	0.93	0.99	1.07	1.05	0.99
0.76	0.80	0.75	0.80	1.02	1.06	0.78
0.87	0.85	0.77	0.76	1.06	0.98	0.81
1.01	1.12	0.98	1.09	1.03	1.10	1.05
0.73	0.75	<b>0.66</b>	0.69	1.09	1.00	0.71
0.75	0.70	0.74	0.76	0.94	0.96	0.73
0.97	1.01	0.96	0.99	1.05	1.01	0.98
						#DIV/0!
1.17	1.09	1.18	1.21	0.96	1.01	1.16
						#DIV/0!
						#DIV/0!
1.00	0.96	1.04	1.02	0.99	0.97	1.01
0.71	0.75	<b>0.66</b>	0.69	0.98	1.03	0.70
0.72	<b>0.66</b>	0.76	<b>0.67</b>	1.01	0.90	0.70
						#DIV/0!
						#DIV/0!

0.98	0.98	1.03	1.03	0.96	0.99	1.01
0.73	0.68	0.79	0.72	0.99	0.98	0.73
						#DIV/0!
1.03	1.03	1.10	1.12	0.93	0.97	1.07
1.17	1.19	1.12	1.20	1.02	1.04	1.17
1.04	1.07	0.98	1.02	1.02	1.03	1.03
1.51	1.51	1.51	1.52	1.00	0.99	1.51
1.42	1.42	1.48	1.36	0.96	0.95	1.42
0.52	0.49	0.56	0.53	0.91	0.94	0.52
0.82	0.74	0.85	0.75	0.89	0.92	0.79
						#DIV/0!
1.11	1.17	1.10	1.17	0.98	1.04	1.14
1.27	1.56	1.19	1.47	1.07	1.22	1.37
						#DIV/0!
0.85	0.76	0.92	0.83	0.91	0.93	0.84
1.16	1.25	1.09	1.18	1.09	1.07	1.17
1.19	1.21	1.00	1.02	1.19	1.01	1.11
1.03	1.09	1.00	1.05	1.02	1.04	1.04
1.45	1.33	1.35	1.31	1.00	0.97	1.36
1.22	1.12	1.38	1.22	0.89	0.95	1.23
1.09	1.08	1.04	1.05	1.05	0.98	1.07
						#DIV/0!
						#DIV/0!
0.86	0.84	0.79	0.79	1.05	0.93	0.82
0.76	0.67	0.85	0.76	0.89	0.88	0.76
1.25	1.24	1.14	1.21	1.10	0.97	1.21
0.54	0.43	0.56	0.49	0.87	0.98	0.50
0.69	0.65	0.73	0.69	0.96	0.95	0.69
0.92	0.94	0.89	0.95	1.00	1.05	0.92
1.36	1.33	1.29	1.57	1.02	1.08	1.39
						#DIV/0!
1.28	1.23	1.36	1.34	0.91	0.94	1.30
						#DIV/0!
0.93	0.94	0.96	0.97	0.97	1.00	0.95
1.55	1.60	1.50	1.62	1.00	1.05	1.56
1.04	1.12	1.07	1.06	1.04	1.03	1.07
						#DIV/0!
1.06	1.13	0.99	1.06	1.07	1.06	1.06
0.93	1.01	0.86	0.92	1.12	1.08	0.93
1.12	1.11	1.06	1.09	1.05	1.00	1.10
0.80	0.79	0.74	0.75	1.04	0.99	0.77
0.73	0.76	0.81	0.84	0.91	1.03	0.79
0.83	0.78	0.81	0.71	0.99	0.94	0.78
0.73	0.75	0.68	0.71	1.08	1.00	0.72
1.26	1.27	1.25	1.28	1.00	0.95	1.27
						#DIV/0!
						#DIV/0!
						#DIV/0!
0.96	0.89	1.14	1.06	0.94	0.98	1.01
						#DIV/0!
0.99	0.97	0.90	0.99	1.08	1.06	0.96
0.86	0.87	0.80	0.88	1.04	1.02	0.85
0.87	0.82	0.89	0.92	0.99	0.93	0.88
0.64	0.64	0.61	0.62	1.04	0.99	0.63



1.23	1.35	1.10	1.06	1.06	1.06	1.03
0.84	0.84	0.82	0.82	1.04	1.04	0.99
1.12	1.27	1.20	1.30	0.98	0.98	1.07
0.83	0.83	0.74	0.75	1.09	1.09	1.04
1.21	1.27	1.15	1.26	1.04	1.04	1.02
1.34	1.40	1.36	1.43	0.98	0.98	1.04
0.96	1.06	0.85	1.01	1.02	1.02	1.00
1.01	0.95	1.03	0.97	0.99	0.99	0.92
0.71	0.69	0.87	0.85	0.95	0.95	0.96
1.13	1.13	1.20	1.31	0.96	0.96	0.98
1.18	1.21	1.31	1.37	0.89	0.89	1.05
1.21	1.27	1.21	1.28	0.99	0.99	1.04
0.80	0.77	0.76	0.75	1.04	1.04	0.96
1.15	1.21	1.13	1.17	1.03	1.03	1.01
0.99	0.99	0.88	0.91	1.09	1.09	0.93
0.82	0.74	0.89	0.86	0.97	0.97	1.00
0.96	0.90	0.97	0.85	1.02	1.02	0.87
1.23	1.27	1.25	1.24	0.99	0.99	1.04
0.76	0.84	0.81	0.80	1.03	1.03	0.99
0.61	0.56	0.69	0.64	0.90	0.90	0.97
0.84	0.80	0.88	0.78	0.94	0.94	0.94
1.12	1.15	1.07	1.08	1.15	1.15	1.04
1.11	1.24	1.28	1.21	0.98	0.98	1.11
0.98	0.98	0.92	0.96	1.03	1.03	1.03
1.17	1.17	1.40	1.25	0.85	0.85	0.94
1.31	1.39	1.28	1.36	1.03	1.03	1.05
0.70	0.74	0.65	0.70	0.99	0.99	1.04
1.05	1.17	1.02	1.12	1.06	1.06	1.09
0.91	1.00	0.91	1.01	1.03	1.03	1.05
1.22	1.16	1.31	1.25	0.93	0.93	0.94
1.50	1.60	1.42	1.53	1.06	1.06	1.06
0.91	0.93	0.90	0.93	1.04	1.04	1.02
1.64	2.41	1.42	2.08	1.16	1.16	1.45
1.20	1.26	1.20	1.35	0.98	0.98	1.04
0.88	0.91	0.96	0.96	1.00	1.00	0.98
1.16	1.14	1.17	1.15	0.99	0.99	0.97
0.74	0.77	0.79	0.78	1.00	1.00	0.97
1.05	1.20	0.95	1.10	1.02	1.02	1.11
0.88	0.90	0.86	0.91	0.98	0.98	1.02
1.64	1.63	1.58	1.53	1.01	1.01	1.02
0.82	0.80	0.85	0.81	0.97	0.97	0.93
1.17	1.08	1.22	1.17	0.93	0.93	0.94
0.72	0.76	0.69	0.74	1.05	1.05	1.03
0.84	0.76	0.87	0.79	0.97	0.97	0.89

#DIV/0!  
1.19  
0.83  
1.22  
0.79  
1.22  
1.38  
0.97  
#DIV/0!  
0.99  
0.78  
1.19  
1.27  
1.24  
0.77  
1.17  
0.94  
0.82  
0.92  
1.25  
0.81  
#DIV/0!  
#DIV/0!  
0.63  
0.82  
#DIV/0!  
1.10  
1.21  
#DIV/0!  
#DIV/0!  
0.96  
1.25  
1.33  
0.70  
1.09  
0.96  
1.23  
1.51  
#DIV/0!  
0.92  
#DIV/0!  
1.89  
1.25  
0.93  
1.16  
0.77  
1.08  
0.89  
1.60  
0.82  
1.16  
#DIV/0!  
0.73  
0.82

0.42	0.40	0.51	0.48	0.90	0.95	0.45
0.72	0.71	0.77	0.78	0.94	0.98	0.75
1.10	1.08	1.09	1.09	0.96	1.00	1.09
0.71	0.72	0.69	0.71	1.05	1.02	0.71
1.02	1.07	1.01	1.06	1.01	1.03	1.04
0.77	0.67	0.77	0.87	0.86	0.99	0.77
0.98	1.02	0.96	0.99	1.07	1.08	0.99
0.63	0.48	0.64	0.48	1.00	0.75	0.56
						#DIV/0!
1.29	1.33	1.16	1.27	1.05	1.06	1.26
0.85	0.90	0.94	0.89	0.94	0.98	0.89
0.72	0.62	0.66	0.60	1.01	0.95	0.65
1.23	1.27	1.22	1.25	1.03	1.05	1.24
1.20	1.26	1.13	1.21	1.02	1.05	1.20
1.38	1.48	1.22	1.41	1.09	1.13	1.37
1.20	1.10	1.17	1.10	1.00	0.96	1.14
0.56	0.50	0.63	0.57	0.91	0.90	0.57
						#DIV/0!
0.89	0.91	0.84	0.83	1.06	1.01	0.87
1.00	1.06	1.05	1.12	0.97	1.05	1.06
1.10	1.09	1.14	1.10	1.01	0.98	1.11
1.13	1.14	1.14	1.19	0.99	1.03	1.15
0.70	0.69	0.75	0.67	1.02	0.98	0.70
0.98	0.80	1.07	0.94	0.90	0.88	0.95
						#DIV/0!
1.35	1.38	1.37	1.41	1.02	0.97	1.38
1.28	1.44	1.24	1.32	1.07	0.99	1.32
0.80	0.71	0.84	0.75	0.95	0.88	0.77
1.15	1.28	1.10	1.18	1.04	1.02	1.18
0.85	0.77	0.83	0.76	1.01	0.90	0.80
1.26	1.43	1.35	1.54	0.93	1.13	1.39
1.12	1.24	1.13	1.17	1.02	1.05	1.16
1.01	1.01	0.99	1.04	0.99	0.99	1.01
0.86	0.82	0.87	0.84	1.01	0.99	0.85
0.83	0.80	0.85	0.81	1.00	0.96	0.82
						#DIV/0!
1.32	1.44	1.47	1.62	0.90	1.09	1.46
						#DIV/0!
1.03	1.16	0.91	1.03	1.13	1.12	1.03
0.84	0.81	0.77	0.81	1.07	1.04	0.81
1.21	1.06	1.29	1.17	0.95	0.93	1.18
0.67	0.73	0.72	0.71	1.03	0.99	0.71
1.17	1.21	1.09	1.20	1.02	1.08	1.16
1.15	1.23	0.91	0.98	1.26	1.06	1.07
1.06	1.01	1.07	1.07	0.98	1.00	1.05
1.05	1.01	1.03	1.04	1.02	1.01	1.03
0.91	0.87	0.87	0.90	1.01	1.01	0.89
1.11	1.15	1.08	1.09	1.09	1.05	1.11
0.75	0.83	0.79	0.82	1.03	1.00	0.80
1.18	1.33	1.05	1.18	1.12	1.12	1.19
0.72	0.74	0.69	0.66	1.05	0.99	0.70
0.98	1.14	1.04	1.15	1.00	1.08	1.07
0.64	0.61	0.72	0.66	0.95	0.92	0.66
						#DIV/0!

1.16	1.24	1.10	1.20	1.05	1.08	1.17
						#DIV/0!
1.25	1.14	1.22	1.16	1.03	0.96	1.19
0.92	0.77	0.92	0.85	1.01	0.92	0.87
0.87	0.84	0.97	0.95	0.94	0.96	0.91
1.47	1.49	1.55	1.66	0.92	1.04	1.54
1.04	1.06	1.20	1.11	0.98	0.99	1.10
0.98	0.94	1.03	1.00	0.99	0.96	0.99
1.41	1.49	1.23	1.30	1.15	1.04	1.36
0.85	0.92	0.87	0.88	1.01	1.03	0.88
1.32	1.41	1.21	1.31	1.01	1.02	1.31
						#DIV/0!
1.02	1.08	1.04	1.01	1.07	1.00	1.04
0.75	0.77	0.86	0.89	0.95	1.02	0.82
0.83	0.78	0.77	0.83	0.99	1.04	0.80
0.96	0.80	1.01	0.85	0.95	0.83	0.90
0.82	0.71	0.96	0.84	0.96	0.95	0.83
						#DIV/0!
						#DIV/0!
1.07	1.09	1.00	1.03	1.06	1.02	1.05
0.89	0.91	0.82	0.90	1.05	1.03	0.88
						#DIV/0!
0.94	0.89	0.90	0.90	0.98	0.93	0.91
1.42	1.47	1.35	1.43	1.03	1.06	1.42
1.32	1.45	1.18	1.42	1.03	1.08	1.34
1.09	1.12	1.03	1.08	1.05	1.02	1.08
						#DIV/0!
1.20	1.27	1.25	1.34	0.95	1.05	1.27
						#DIV/0!
1.38	1.31	1.32	1.34	0.96	1.06	1.34
0.96	0.88	0.88	0.81	1.09	0.91	0.89
1.18	0.96	1.26	1.06	0.96	0.88	1.11
						#DIV/0!
0.94	1.02	0.92	0.97	1.01	1.04	0.96
0.53	0.53	0.55	0.53	1.02	0.98	0.54
1.26	1.27	1.47	1.46	0.96	1.00	1.37
0.84	0.88	0.91	0.96	0.97	1.03	0.90
1.03	0.99	1.03	0.99	1.02	1.01	1.01
0.70	0.71	0.71	0.72	1.08	0.99	0.71
						#DIV/0!
						#DIV/0!
1.25	1.33	1.21	1.24	1.05	1.06	1.26
0.70	0.73	0.70	0.72	1.07	1.06	0.71
0.98	0.83	1.06	1.01	1.01	0.92	0.97
0.76	0.81	0.77	0.81	0.99	1.03	0.79
0.90	0.95	0.91	0.96	0.99	1.06	0.93
1.38	1.47	1.35	1.48	0.96	1.00	1.42
0.83	0.91	0.94	0.95	0.97	1.04	0.91
1.12	1.07	1.09	1.09	0.98	0.96	1.09
1.15	1.16	1.16	1.15	1.06	1.03	1.15
0.72	0.71	0.84	0.83	0.86	0.98	0.77
1.12	1.19	1.17	1.19	0.96	1.03	1.17
0.77	0.72	0.76	0.73	1.00	1.00	0.75
1.19	1.30	1.21	1.39	1.00	1.08	1.27

1.58	1.56	1.52	1.51	1.04	0.98	
0.71	0.66	0.91	0.87	0.80	0.90	
1.03	1.00	1.03	1.00	1.01	1.02	
1.10	1.12	1.05	1.12	0.99	1.01	
1.07	1.11	1.00	1.04	1.06	1.06	
0.72	0.75	0.68	0.72	1.03	0.98	
1.04	1.00	1.08	1.06	0.95	1.01	
1.00	0.93	0.90	0.94	0.98	1.00	
1.28	1.65	0.99	1.17	1.19	1.27	
0.99	1.06	0.86	0.93	1.15	1.06	
0.58	0.62	0.57	0.58	1.01	1.03	
0.78	0.83	0.74	0.76	1.05	1.06	
0.91	0.96	0.95	0.98	1.04	1.01	
1.47	1.35	1.49	1.43	0.95	0.93	
0.74	0.74	0.78	0.78	0.95	0.99	
1.12	1.19	1.05	1.12	1.06	1.06	
1.56	1.58	1.40	1.42	1.11	1.00	
0.56	0.59	0.47	0.54	0.99	1.01	
0.84	0.81	0.83	0.87	0.95	0.97	
0.90	0.98	0.92	0.99	1.02	1.08	
1.67	1.73	1.65	1.72	1.03	1.00	
0.91	0.97	0.81	0.88	1.11	1.06	
0.81	0.80	0.87	0.87	1.00	0.98	
1.15	1.00	1.03	0.90	1.12	0.86	
0.99	1.09	0.94	1.05	1.05	1.10	
0.61	0.52	0.54	0.46	1.13	0.84	
0.86	0.86	0.83	0.84	1.02	0.99	
0.59	0.62	0.60	0.60	1.02	1.01	
1.10	1.09	1.01	1.04	1.06	1.01	
1.19	1.21	1.11	1.14	0.98	1.01	
1.02	0.97	1.17	1.16	0.88	0.97	
1.09	0.87	1.57	1.26	0.70	0.79	
1.39	1.42	1.38	1.42	1.01	1.01	
1.18	1.16	1.09	1.09	1.06	0.98	
1.03	1.04	1.08	1.10	0.95	1.00	
1.29	1.25	1.21	1.19	1.06	0.96	
1.01	0.89	1.19	1.06	0.84	0.88	
0.98	0.92	0.95	0.89	0.99	0.95	
1.10	1.14	1.11	1.16	1.00	1.02	
0.94	0.94	0.88	0.91	1.04	1.02	
1.11	1.07	1.09	1.11	1.05	1.00	
1.62	1.51	1.98	1.83	0.90	0.93	
0.94	0.94	0.90	0.91	1.06	1.02	
0.88	0.92	0.93	0.96	1.00	1.02	
0.92	0.88	0.92	0.89	1.02	0.98	
0.82	0.77	0.78	0.74	1.01	0.95	

#DIV/0!  
1.54  
0.79  
#DIV/0!  
1.01  
1.10  
1.05  
#DIV/0!  
0.72  
#DIV/0!  
1.05  
0.94  
1.27  
0.96  
0.59  
0.78  
0.95  
1.43  
0.76  
1.12  
#DIV/0!  
1.49  
0.54  
0.84  
0.95  
1.69  
0.89  
0.84  
1.02  
1.02  
0.53  
0.85  
0.60  
1.06  
1.16  
1.08  
1.20  
1.40  
1.13  
1.06  
1.24  
#DIV/0!  
#DIV/0!  
1.04  
0.93  
1.13  
#DIV/0!  
0.92  
1.09  
1.74  
0.92  
0.92  
0.90  
0.78

0.99	0.96	0.93	0.91	0.89	0.95
1.07	1.04	1.18	1.11	0.95	0.98
1.15	1.11	1.11	1.10	1.03	1.03
1.39	1.32	1.42	1.36	0.98	0.94
0.87	0.94	0.88	1.01	0.91	1.13
1.10	1.12	1.07	1.13	1.00	1.04
1.01	1.02	1.00	0.99	1.06	1.03
0.93	0.86	0.93	0.92	1.00	0.98
1.10	1.21	0.97	1.07	1.14	1.09
0.82	0.79	0.87	0.81	0.92	0.93
0.93	0.89	0.91	0.90	1.02	1.00
0.97	1.03	0.89	0.94	1.09	1.07
0.70	0.65	0.67	0.63	1.05	0.92
0.39	0.40	0.35	0.37	1.10	1.03
0.87	0.94	0.78	0.88	1.08	1.06
0.98	0.90	1.05	0.99	0.93	0.96
0.59	0.63	0.66	0.71	0.95	1.02
0.83	0.82	0.86	0.86	0.98	0.98
1.08	1.11	1.13	1.15	0.99	1.01
1.28	1.22	1.48	1.27	1.03	1.00
1.21	1.30	1.16	1.26	1.04	1.07
0.55	0.57	0.60	0.62	0.90	1.03
1.02	1.27	1.33	1.47	0.77	1.15

0.95  
1.10  
#DIV/0!  
1.12  
1.37  
0.93  
1.11  
1.01  
0.91  
1.09  
0.82  
0.91  
0.96  
0.66  
0.38  
0.87  
0.98  
0.65  
0.84  
1.12  
1.31  
#DIV/0!  
1.23  
0.59  
#DIV/0!  
1.27

#DIV/0!	#DIV/0!
#DIV/0!	#DIV/0!
0.03	2.26
0.02	1.91
0.12	10.93
0.06	5.30
0.02	1.49
0.17	11.23
#DIV/0!	#DIV/0!
0.03	3.07
0.04	4.79
0.06	6.87
0.04	2.87
0.05	3.74
0.04	3.32
0.08	7.77
0.03	3.46
0.05	5.74
#DIV/0!	#DIV/0!
0.02	2.02
0.06	5.72
0.18	9.90
0.04	3.42
0.03	2.12
0.11	8.89
0.14	9.55
0.05	6.02
0.03	3.50
0.07	5.91
0.02	2.53
0.08	10.32
0.05	5.53
0.02	3.85
#DIV/0!	#DIV/0!
#DIV/0!	#DIV/0!
0.12	11.14
0.03	3.80
0.22	11.51
0.16	12.21
0.14	13.06
0.05	5.27
0.11	10.78
#DIV/0!	#DIV/0!
0.06	5.77
0.01	1.48
0.01	1.34
0.14	13.37
0.03	4.67
0.08	9.78
0.06	4.84
0.01	1.47
0.02	1.72
0.04	4.47

0.06	5.43
0.04	4.17
0.10	7.74
#DIV/0!	#DIV/0!
0.15	8.90
0.04	3.45
#DIV/0!	#DIV/0!
0.02	1.99
0.06	8.95
#DIV/0!	#DIV/0!
0.06	4.27
0.09	8.97
0.11	9.06
0.05	5.99
0.01	2.26
0.04	4.04
#DIV/0!	#DIV/0!
0.03	3.12
0.04	3.86
0.09	8.30
0.05	5.92
0.02	1.72
0.03	3.02
0.03	2.80
0.05	5.27
0.05	6.40
0.11	12.05
0.03	2.65
0.05	4.42
0.04	5.91
0.05	6.27
0.06	5.67
0.02	1.35
0.01	1.49
0.15	11.97
0.04	3.63
0.05	4.48
0.03	2.89
0.03	3.98
0.07	7.36
0.05	6.43
#DIV/0!	#DIV/0!
0.06	5.19
#DIV/0!	#DIV/0!
0.02	2.08
0.03	2.50
0.05	4.91
0.03	3.45
0.05	7.75
0.12	9.40
#DIV/0!	#DIV/0!
#DIV/0!	#DIV/0!
0.06	5.89
0.02	2.28

0.02	2.24
0.05	4.42
0.02	1.50
0.02	1.99
0.03	2.91
0.04	2.33
0.09	8.69
0.05	5.18
0.04	5.32
0.03	3.90
0.03	4.72
0.04	5.78
0.02	2.02
0.05	4.80
0.08	5.44
#DIV/0!	#DIV/0!
#DIV/0!	#DIV/0!
0.04	3.96
0.01	1.03
0.04	3.43
0.03	3.17
0.06	4.77
#DIV/0!	#DIV/0!
0.01	1.99
0.02	1.44
0.16	16.34
0.07	5.18
0.05	4.59
0.14	11.31
0.08	6.52
0.02	3.34
#DIV/0!	#DIV/0!
#DIV/0!	#DIV/0!
0.02	1.81
0.12	9.90
0.04	3.93
#DIV/0!	#DIV/0!
0.10	6.88
0.05	4.66
0.03	3.71
0.06	6.79
0.07	6.28
0.04	5.52
0.03	3.43
0.02	2.18
#DIV/0!	#DIV/0!
0.05	4.29
#DIV/0!	#DIV/0!
#DIV/0!	#DIV/0!
0.03	3.46
0.04	5.12
0.05	6.58
#DIV/0!	#DIV/0!
#DIV/0!	#DIV/0!



0.03	2.68
0.05	6.48
#DIV/0!	#DIV/0!
0.05	4.46
0.04	3.12
0.04	3.42
0.01	0.46
0.05	3.58
0.03	5.79
0.05	6.65
#DIV/0!	#DIV/0!
0.04	3.45
0.17	12.56
#DIV/0!	#DIV/0!
0.07	8.16
0.07	5.74
0.11	9.93
0.04	3.63
0.06	4.71
0.10	8.49
0.02	2.28
#DIV/0!	#DIV/0!
#DIV/0!	#DIV/0!
0.03	4.26
0.07	9.40
0.05	4.07
0.06	11.73
0.03	4.96
0.03	2.90
0.13	9.13
#DIV/0!	#DIV/0!
0.06	4.59
#DIV/0!	#DIV/0!
0.02	1.78
0.05	3.41
0.03	3.01
#DIV/0!	#DIV/0!
0.06	5.35
0.06	6.53
0.03	2.29
0.03	3.49
0.05	6.37
0.05	6.71
0.03	4.05
0.01	1.02
#DIV/0!	#DIV/0!
#DIV/0!	#DIV/0!
#DIV/0!	#DIV/0!
0.11	10.94
#DIV/0!	#DIV/0!
0.04	4.30
0.04	4.13
0.04	4.95
0.01	2.37

#DIV/0!	#DIV/0!
0.13	11.12
0.01	1.53
0.08	6.55
0.05	6.12
0.05	4.38
0.04	2.97
0.09	9.28
#DIV/0!	#DIV/0!
0.04	3.95
0.09	12.00
0.08	7.07
0.09	6.81
0.04	3.00
0.02	2.86
0.03	2.85
0.05	5.70
0.06	7.77
0.05	5.74
0.02	1.26
0.03	3.94
#DIV/0!	#DIV/0!
#DIV/0!	#DIV/0!
0.05	8.44
0.05	5.60
#DIV/0!	#DIV/0!
0.04	3.34
0.07	6.01
#DIV/0!	#DIV/0!
#DIV/0!	#DIV/0!
0.03	2.67
0.11	8.71
0.05	3.65
0.03	4.82
0.07	6.27
0.06	5.93
0.06	4.98
0.08	5.03
#DIV/0!	#DIV/0!
0.01	1.58
#DIV/0!	#DIV/0!
0.44	23.46
0.07	5.61
0.04	4.18
0.01	1.18
0.02	2.88
0.10	9.64
0.02	2.16
0.05	3.25
0.02	2.65
0.06	5.04
#DIV/0!	#DIV/0!
0.03	4.07
0.05	6.05

0.05	11.32
0.04	4.75
0.01	0.84
0.01	1.80
0.03	2.70
0.08	10.81
0.03	2.71
0.09	15.82
#DIV/0!	#DIV/0!
0.07	5.76
0.03	3.85
0.05	8.02
0.02	1.76
0.06	4.73
0.11	7.90
0.05	4.57
0.05	9.54
#DIV/0!	#DIV/0!
0.04	4.61
0.05	4.77
0.02	1.71
0.02	2.15
0.04	5.10
0.11	11.67
#DIV/0!	#DIV/0!
0.03	1.86
0.09	6.52
0.06	7.42
0.07	6.14
0.04	5.29
0.12	8.76
0.05	4.43
0.02	2.15
0.02	2.45
0.02	2.65
#DIV/0!	#DIV/0!
0.12	8.40
#DIV/0!	#DIV/0!
0.10	9.95
0.03	3.71
0.10	8.10
0.03	3.79
0.05	4.62
0.15	13.96
0.03	2.73
0.02	1.66
0.02	2.11
0.03	2.73
0.04	4.45
0.12	9.81
0.03	4.68
0.08	7.51
0.05	7.52
#DIV/0!	#DIV/0!

0.06	5.00
#DIV/0!	#DIV/0!
0.05	4.18
0.07	8.08
0.06	6.78
0.09	5.63
0.07	6.38
0.04	3.86
0.11	8.45
0.03	3.34
0.08	6.24
#DIV/0!	#DIV/0!
0.03	2.89
0.07	8.68
0.03	3.57
0.09	10.49
0.10	12.16
#DIV/0!	#DIV/0!
#DIV/0!	#DIV/0!
0.04	3.79
0.04	4.49
#DIV/0!	#DIV/0!
0.02	2.73
0.05	3.39
0.12	9.13
0.04	3.38
#DIV/0!	#DIV/0!
0.06	4.53
#DIV/0!	#DIV/0!
0.03	2.50
0.06	7.02
0.13	11.60
#DIV/0!	#DIV/0!
0.04	4.44
0.01	2.18
0.12	8.46
0.05	5.62
0.02	2.25
0.01	1.05
#DIV/0!	#DIV/0!
#DIV/0!	#DIV/0!
0.05	4.20
0.01	2.01
0.10	9.96
0.03	3.53
0.03	3.19
0.06	4.49
0.05	5.85
0.02	1.89
0.00	0.28
0.07	8.95
0.03	2.51
0.02	2.99
0.09	7.26

#DIV/0!	#DIV/0!
0.03	2.17
0.12	15.28
#DIV/0!	#DIV/0!
0.02	1.85
0.03	3.04
0.05	4.42
#DIV/0!	#DIV/0!
0.03	4.17
#DIV/0!	#DIV/0!
0.03	3.21
0.04	4.36
0.28	21.68
0.09	8.97
0.02	3.53
0.04	4.75
0.03	3.19
0.06	4.41
0.02	3.05
0.06	4.98
#DIV/0!	#DIV/0!
0.09	6.16
0.05	9.71
0.02	2.95
0.04	4.72
0.04	2.27
0.07	7.33
0.04	4.67
0.10	10.17
0.07	6.64
0.06	11.86
0.02	1.91
0.02	2.58
0.04	4.04
0.04	3.79
0.10	9.40
0.29	24.54
0.02	1.60
0.05	4.15
0.03	2.98
0.05	3.72
#DIV/0!	#DIV/0!
#DIV/0!	#DIV/0!
0.12	11.90
0.04	3.94
0.03	2.28
#DIV/0!	#DIV/0!
0.03	2.93
0.02	1.76
0.21	12.18
0.02	1.93
0.03	3.44
0.02	2.10
0.03	4.14

0.03	3.39
0.06	5.42
#DIV/0!	#DIV/0!
0.02	1.84
0.04	3.06
0.06	6.64
0.03	2.31
0.01	1.27
0.03	3.74
0.10	9.08
0.04	4.55
0.02	1.94
0.06	5.99
0.03	4.63
0.02	5.99
0.07	7.71
0.06	6.21
0.05	7.96
0.02	2.68
0.03	2.53
0.11	8.64
#DIV/0!	#DIV/0!
0.06	4.93
0.03	5.35
#DIV/0!	#DIV/0!
0.19	14.77

Accession
<b>E7ET40</b>
<b>F8WC54</b>
<b>P05121</b>
<b>P52823</b>
<b>O14792</b>
<b>P07339</b>
<b>Q03405</b>
<b>O95150-2</b>
<b>C9JIM8</b>
<b>B4E2J3</b>
<b>O60462-4</b>
<b>P08294</b>
<b>Q7LFX5</b>
<b>P53634</b>
<b>J3KQG4</b>
<b>Q15758</b>
<b>Q15262</b>
<b>P13010</b>
<b>Q86SR1</b>
<b>Q99538</b>

HOYN42  
P20908  
D6RIU4  
O75629  
Q16769  
P05556-2  
Q8NBP7  
P17301  
P48745  
Q92187  
P22413  
P16870-2  
P48723  
P42785  
P15291-2  
Q9NPR2-2  
Q86SJ2  
P26006  
P07602  
P05067-7  
E9PG71  
P50897  
P09603  
Q13740-2  
P04083  
P09668  
Q96QC4  
P28799  
P35625

Q92820  
Q14393-2  
Q8N441  
P06280  
P51884  
Q16270-2  
P19021-4  
Q96PX8  
Q8NES3  
Q9UBR2  
Q13332-6  
O94985-2  
Q92743  
Q9NY97-2  
J3KMY5  
B4E351  
Q8NCC3  
Q9Y2E5  
Q02297-8  
Q99574  
P07858  
P04066  
O75503  
P29279  
Q13253  
H3BS10  
P10619  
Q92692-2  
E7EPS8  
Q5H9A7  
Q14126  
P55058-3  
Q9NPF2-2  
Q9GZX9  
Q07954  
F5GZ08  
Q96B60  
D6RHI9  
O00300  
Q13308-5  
P38571-2  
Q8WZ75-2  
P55287-2  
P23352  
Q14703  
P07093-2  
Q9Y6N7-6  
O75509  
B0YJC4  
F5H325  
P12109  
P01892  
Q99519  
O14657  
P54803-4  
Q9H3G5  
Q9GZM7-3  
Q06481



Q99523  
Q01459  
Q02818  
Q9BTY2  
O43556-3  
H0Y9C7  
Q9Y4K0  
Q10469  
Q8NHP8  
Q08380  
P09529  
P07686  
P32004-3  
P19883-2  
P11362-13  
P52803  
O43854-2  
F8W1Q3  
Q9H173  
Q14118  
P08758  
O14773  
Q9BZM5  
O43505  
P00736  
F5GZK1  
P08236  
Q9GZP0  
O94991  
P43121  
Q8N0V5  
B7Z4K6  
P07711  
Q92973-3  
P08648  
Q02809  
O00754  
Q6EMK4  
P23470-2  
P55283-2  
Q9NRB3  
Q96L58  
E7EVJ3  
P49767  
P78539-4  
P13284  
P00750  
G3V0E5  
P24592  
H0YNP1  
P08238  
Q16610  
Q9NZV1  
Q9UNN8  
Q9H5V8-2  
P02792  
O15230  
B3KTR6

P01130-3  
Q6UX71  
B4DKB2  
P68363  
F8W1C3  
E7ETU9  
O75326  
Q13219  
O00391  
P08195-2  
P06702  
Q5TCU6  
F5H6A3  
Q12841  
P46940  
P10909-3  
P30530-2  
P15151-3  
Q12805-2  
P60709  
Q9UM22  
J3QSU6  
O43155  
P11142  
Q92626  
E7EMM4  
P00751  
Q93063  
Q32P28  
E9PL22  
P22392-2  
P07225  
H3BLV0  
E9PEP6  
B4E3P0  
P10646  
P61160  
Q16706  
P07437  
H3BMA1  
P62906  
Q86UD1  
O00622  
Q14517  
E9PCS3  
Q24JP5  
E9PMD7  
Q16394  
Q68CR9  
Q9UKM7  
P68104  
P01024  
P26038  
Q08431-2  
Q6ZRP7  
P23526-2  
Q11201  
B4DKL4

P13639  
P08581  
P07996  
Q86YZ3  
Q6UWP8  
Q9UBG0  
Q8WX77  
F8VQ14  
P26641  
P61812  
Q09028-4  
P07900  
H0Y930  
I3L398  
Q15149-7  
O60568  
P54802  
Q7LGC8  
Q9UHL4  
E9PD92  
B4DQH4  
P08603  
P12814  
Q8NBJ4-2  
C9JRG3  
H0YAF8  
P16035  
O75083  
P08107-2  
Q9H1B5  
Q9UMR5  
Q14563  
P55268  
P02765  
E7EUT4;P04406-2  
Q14974  
Q96JB6  
F5GXQ1  
Q92896  
P11717  
Q9BQT9  
Q99650-2  
B7Z6M1  
H0YD13  
Q5T985  
O94907  
P23284  
Q5STU3  
P60842  
P15311  
P63104  
Q76M96  
Q15008  
P11047  
B4E0R6  
P10586-2  
B7Z5J4  
E9PBU3

P11021  
Q9NZ08  
P14618  
P98160  
J3KS17  
P00533-4  
P25788-2  
P25786  
Q6UXD5-2  
P05543  
Q5T749  
O00299  
P40189  
P22304  
P11216  
Q5HY54  
P28074-3  
Q8NBJS  
Q9UHI8  
Q9BRK5  
F5H265  
Q9HB63-3  
Q14697  
P35442  
P02533  
P06733  
F5H335  
P35579  
P27658  
Q9Y6X5  
B7Z7A9  
Q8WUJ3-2  
O43707  
P07195  
P00338  
P08779  
Q00610-2  
HOYA55  
P35527  
P26022  
O60687  
O75882-3  
P68371  
P55072  
P15586  
H3BQN4  
P14625  
P04264  
P13647  
P01023  
P11279  
P35555

P49327

E9PFT6

Q08629

P02751-17

P04259

P35908

P13645

P01008

P04004

O00468-6

P10124

F5H118

HOYH88

Q08345-2

Q7Z3V4-3

Q29980

O60911

Q6P9A2

Q14680-8

E7EP32

O95497

P34932

Q9Y625

F5H780

Q9UNW1

P41250

J3KR24

P20930

Q86VR8

P27348

P61204

P81605

P62258

B4DYD8

C9J2Q4

P05546

P36955

E9PQX2

Q7Z7M9

O95373

B4DUR8

P10155-3

Q6PCB0

Q5SYT8

P06737-2

B0QY90

Q5T6W1

C9IZG4

P49720

F5H018

Q13619-2

E9PN86

Q14204

P35052

Q12797-10

Q7Z4H8-3

P31431-2  
O95490-3  
Q8TE73  
Q8IXL6  
O14787-2  
Q01813-2  
Q5W0A2  
H7C3T4  
P01137  
P23142  
A6NIW5  
Q08211  
C9J1D9  
B4E2S7  
Q7Z304-2  
O00231  
J3KNQ3  
B7Z729  
B3KT11  
D6RA82  
F5H3T8  
P50895  
Q02742  
O43286  
F8VPD4  
H0YN65  
C9JP16  
E7EU96  
Q8NFZ8  
Q9Y696  
P53618  
Q6UXH8  
P52799  
F8W904;P55060-4  
Q08945  
Q5SYB0  
E7EN95  
P69905  
Q9Y662  
D6RAF8  
Q4G148-2  
Q16363-2  
Q92859-2  
Q8N2Q7-2  
Q9Y5G3-2  
O00339-3  
Q13813-3  
Q99715-4  
P14618-2  
P98155-2  
E7EPA6  
O75197  
H0YGW5  
Q15046  
P10253  
H0YAR1  
C9J8D4  
B3KVK7

E7EUA9  
F5H826  
Q06830  
D6RF62  
P28070  
E9PFD9  
Q8WVQ1  
O60279  
B7Z9L0  
Q5W0C6

Description
Urokinase-type plasminogen activator chain B OS=Homo sapiens GN=PLAU PE=2 SV=1 - [E7ET40_HUMAN]
Disintegrin and metalloproteinase domain-containing protein 9 OS=Homo sapiens GN=ADAM9 PE=2 SV=1 - [F8WC54]
Plasminogen activator inhibitor 1 OS=Homo sapiens GN=SERPINE1 PE=1 SV=1 - [PAI1_HUMAN]
Stanniocalcin-1 OS=Homo sapiens GN=STC1 PE=1 SV=1 - [STC1_HUMAN]
Heparan sulfate glucosamine 3-O-sulfotransferase 1 OS=Homo sapiens GN=HS3ST1 PE=1 SV=1 - [HS3S1_HUMAN]
Cathepsin D OS=Homo sapiens GN=CTSD PE=1 SV=1 - [CATD_HUMAN]
Urokinase plasminogen activator surface receptor OS=Homo sapiens GN=PLAUR PE=1 SV=1 - [UPAR_HUMAN]
Isoform 2 of Tumor necrosis factor ligand superfamily member 15 OS=Homo sapiens GN=TNFSF15 - [TNF15_HUMAN]
Solute carrier family 2, facilitated glucose transporter member 1 (Fragment) OS=Homo sapiens GN=SLC2A1 PE=2 SV=1
Serine protease 23 OS=Homo sapiens GN=PRSS23 PE=2 SV=1 - [B4E2J3_HUMAN]
Isoform B0 of Neuropilin-2 OS=Homo sapiens GN=NRP2 - [NRP2_HUMAN]
Extracellular superoxide dismutase [Cu-Zn] OS=Homo sapiens GN=SOD3 PE=1 SV=2 - [SODE_HUMAN]
Carbohydrate sulfotransferase 15 OS=Homo sapiens GN=CHST15 PE=1 SV=1 - [CHSTF_HUMAN]
Dipeptidyl peptidase 1 OS=Homo sapiens GN=CTSC PE=1 SV=2 - [CATC_HUMAN]
Glucosylceramidase OS=Homo sapiens GN=GBA PE=4 SV=1 - [J3KQG4_HUMAN]
Neutral amino acid transporter B(0) OS=Homo sapiens GN=SLC1A5 PE=1 SV=2 - [AAAT_HUMAN]
Receptor-type tyrosine-protein phosphatase kappa OS=Homo sapiens GN=PTPRK PE=1 SV=2 - [PTPRK_HUMAN]
X-ray repair cross-complementing protein 5 OS=Homo sapiens GN=XRCC5 PE=1 SV=3 - [XRCC5_HUMAN]
Polypeptide N-acetylgalactosaminyltransferase 10 OS=Homo sapiens GN=GALNT10 PE=1 SV=2 - [GLT10_HUMAN]
Legumain OS=Homo sapiens GN=LGMN PE=1 SV=1 - [LGMN_HUMAN]
Annexin (Fragment) OS=Homo sapiens GN=ANXA2 PE=2 SV=1 - [H0YN42_HUMAN]
Collagen alpha-1(V) chain OS=Homo sapiens GN=COL5A1 PE=1 SV=3 - [CO5A1_HUMAN]
Vesicular integral-membrane protein VIP36 (Fragment) OS=Homo sapiens GN=LMAN2 PE=2 SV=1 - [D6RIU4_HUMA]
Protein CREG1 OS=Homo sapiens GN=CREG1 PE=1 SV=1 - [CREG1_HUMAN]
Glutaminyl-peptide cyclotransferase OS=Homo sapiens GN=QPCT PE=1 SV=1 - [QPCT_HUMAN]
Isoform Beta-1B of Integrin beta-1 OS=Homo sapiens GN=ITGB1 - [ITB1_HUMAN]
Proprotein convertase subtilisin/kexin type 9 OS=Homo sapiens GN=PCSK9 PE=1 SV=3 - [PCSK9_HUMAN]
Integrin alpha-2 OS=Homo sapiens GN=ITGA2 PE=1 SV=1 - [ITA2_HUMAN]
Protein NOV homolog OS=Homo sapiens GN=NOV PE=1 SV=1 - [NOV_HUMAN]
CMP-N-acetylneuraminic acid-poly-alpha-2,8-sialyltransferase OS=Homo sapiens GN=ST8SIA4 PE=1 SV=1 - [SIA8D_HL]
Ectonucleotide pyrophosphatase/phosphodiesterase family member 1 OS=Homo sapiens GN=ENPP1 PE=1 SV=2 - [E]
Isoform 2 of Carboxypeptidase E OS=Homo sapiens GN=CPE - [CBPE_HUMAN]
Heat shock 70 kDa protein 13 OS=Homo sapiens GN=HSPA13 PE=1 SV=1 - [HSP13_HUMAN]
Lysosomal Pro-X carboxypeptidase OS=Homo sapiens GN=PRCP PE=1 SV=1 - [PCP_HUMAN]
Isoform Short of Beta-1,4-galactosyltransferase 1 OS=Homo sapiens GN=B4GALT1 - [B4GT1_HUMAN]
Isoform 2 of Semaphorin-4B OS=Homo sapiens GN=SEMA4B - [SEM4B_HUMAN]
Amphotericin-induced protein 2 OS=Homo sapiens GN=AMIGO2 PE=1 SV=1 - [AMGO2_HUMAN]
Integrin alpha-3 OS=Homo sapiens GN=ITGA3 PE=1 SV=5 - [ITA3_HUMAN]
Proactivator polypeptide OS=Homo sapiens GN=PSAP PE=1 SV=2 - [SAP_HUMAN]
Isoform L-APP733 of Amyloid beta A4 protein OS=Homo sapiens GN=APP - [A4_HUMAN]
Ephrin type-A receptor 4 OS=Homo sapiens GN=EPHA4 PE=2 SV=1 - [E9PG71_HUMAN]
Palmitoyl-protein thioesterase 1 OS=Homo sapiens GN=PPT1 PE=1 SV=1 - [PPT1_HUMAN]
Macrophage colony-stimulating factor 1 OS=Homo sapiens GN=CSF1 PE=1 SV=2 - [CSF1_HUMAN]
Isoform 2 of CD166 antigen OS=Homo sapiens GN=ALCAM - [CD166_HUMAN]
Annexin A1 OS=Homo sapiens GN=ANXA1 PE=1 SV=2 - [ANXA1_HUMAN]
Pro-cathepsin H OS=Homo sapiens GN=CTSH PE=1 SV=4 - [CATH_HUMAN]
MHC class I polypeptide-related sequence A OS=Homo sapiens GN=MICA PE=2 SV=1 - [Q96QC4_HUMAN]
Granulins OS=Homo sapiens GN=GRN PE=1 SV=2 - [GRN_HUMAN]
Metalloproteinase inhibitor 3 OS=Homo sapiens GN=TIMP3 PE=1 SV=2 - [TIMP3_HUMAN]



Gamma-glutamyl hydrolase OS=Homo sapiens GN=GGH PE=1 SV=2 - [GGH\_HUMAN]  
Isoform 2 of Growth arrest-specific protein 6 OS=Homo sapiens GN=GAS6 - [GAS6\_HUMAN]  
Fibroblast growth factor receptor-like 1 OS=Homo sapiens GN=FGFRL1 PE=1 SV=1 - [FGRL1\_HUMAN]  
Alpha-galactosidase A OS=Homo sapiens GN=GLA PE=1 SV=1 - [AGAL\_HUMAN]  
Lumican OS=Homo sapiens GN=LUM PE=1 SV=2 - [LUM\_HUMAN]  
Isoform 2 of Insulin-like growth factor-binding protein 7 OS=Homo sapiens GN=IGFBP7 - [IBP7\_HUMAN]  
Isoform 4 of Peptidyl-glycine alpha-amidating monooxygenase OS=Homo sapiens GN=PAM - [AMD\_HUMAN]  
SLIT and NTRK-like protein 1 OS=Homo sapiens GN=SLITRK1 PE=1 SV=2 - [SLIK1\_HUMAN]  
Beta-1,3-N-acetylglucosaminyltransferase lunatic fringe OS=Homo sapiens GN=LFNG PE=1 SV=2 - [LFNG\_HUMAN]  
Cathepsin Z OS=Homo sapiens GN=CTSZ PE=1 SV=1 - [CATZ\_HUMAN]  
Isoform 2 of Receptor-type tyrosine-protein phosphatase S OS=Homo sapiens GN=PTPRS - [PTPRS\_HUMAN]  
Isoform 2 of Calsyntenin-1 OS=Homo sapiens GN=CLSTN1 - [CSTN1\_HUMAN]  
Serine protease HTRA1 OS=Homo sapiens GN=HTRA1 PE=1 SV=1 - [HTRA1\_HUMAN]  
Isoform 2 of UDP-GlcNAc:betaGal beta-1,3-N-acetylglucosaminyltransferase 2 OS=Homo sapiens GN=B3GNT2 - [B3GNT2\_HUMAN]  
Epididymal secretory protein E1 OS=Homo sapiens GN=NPC2 PE=4 SV=1 - [J3KMY5\_HUMAN]  
Insulin-like growth factor-binding protein 4 OS=Homo sapiens GN=IGFBP4 PE=2 SV=1 - [B4E351\_HUMAN]  
Group XV phospholipase A2 OS=Homo sapiens GN=PLA2G15 PE=1 SV=2 - [PAG15\_HUMAN]  
Epididymis-specific alpha-mannosidase OS=Homo sapiens GN=MAN2B2 PE=1 SV=4 - [MA2B2\_HUMAN]  
Isoform 8 of Pro-neuregulin-1, membrane-bound isoform OS=Homo sapiens GN=NRG1 - [NRG1\_HUMAN]  
Neuroserpin OS=Homo sapiens GN=SERPINI1 PE=1 SV=1 - [NEUS\_HUMAN]  
Cathepsin B OS=Homo sapiens GN=CTSB PE=1 SV=3 - [CATB\_HUMAN]  
Tissue alpha-L-fucosidase OS=Homo sapiens GN=FUCA1 PE=1 SV=4 - [FUCA1\_HUMAN]  
Ceroid-lipofuscinosis neuronal protein 5 OS=Homo sapiens GN=CLN5 PE=1 SV=2 - [CLN5\_HUMAN]  
Connective tissue growth factor OS=Homo sapiens GN=CTGF PE=1 SV=2 - [CTGF\_HUMAN]  
Noggin OS=Homo sapiens GN=NOG PE=1 SV=1 - [NOGG\_HUMAN]  
Beta-hexosaminidase OS=Homo sapiens GN=HEXA PE=2 SV=1 - [H3BS10\_HUMAN]  
Lysosomal protective protein OS=Homo sapiens GN=CTSA PE=1 SV=2 - [PPGB\_HUMAN]  
Isoform Alpha of Poliovirus receptor-related protein 2 OS=Homo sapiens GN=PVRL2 - [PVRL2\_HUMAN]  
Receptor-type tyrosine-protein phosphatase mu OS=Homo sapiens GN=PTPRM PE=2 SV=2 - [E7EPS8\_HUMAN]  
Metalloproteinase inhibitor 1 OS=Homo sapiens GN=TIMP1 PE=2 SV=1 - [Q5H9A7\_HUMAN]  
Desmoglein-2 OS=Homo sapiens GN=DSG2 PE=1 SV=2 - [DSG2\_HUMAN]  
Isoform 3 of Phospholipid transfer protein OS=Homo sapiens GN=PLTP - [PLTP\_HUMAN]  
Isoform 2 of Carbohydrate sulfotransferase 11 OS=Homo sapiens GN=CHST11 - [CHSTB\_HUMAN]  
Twisted gastrulation protein homolog 1 OS=Homo sapiens GN=TWSG1 PE=2 SV=1 - [TWSG1\_HUMAN]  
Prolow-density lipoprotein receptor-related protein 1 OS=Homo sapiens GN=LRP1 PE=1 SV=2 - [LRP1\_HUMAN]  
Amyloid-like protein 1 OS=Homo sapiens GN=APLP1 PE=2 SV=1 - [F5GZ08\_HUMAN]  
5'-nucleotidase OS=Homo sapiens GN=NT5E PE=2 SV=1 - [Q96B60\_HUMAN]  
Ribonuclease T2 (Fragment) OS=Homo sapiens GN=RNASET2 PE=2 SV=1 - [D6RHI9\_HUMAN]  
Tumor necrosis factor receptor superfamily member 11B OS=Homo sapiens GN=TNFRSF11B PE=1 SV=3 - [TR11B\_HUMAN]  
Isoform 5 of Inactive tyrosine-protein kinase 7 OS=Homo sapiens GN=PTK7 - [PTK7\_HUMAN]  
Isoform 2 of Lysosomal acid lipase/cholesteryl ester hydrolase OS=Homo sapiens GN=LIPA - [LICH\_HUMAN]  
Isoform 2 of Roundabout homolog 4 OS=Homo sapiens GN=ROBO4 - [ROBO4\_HUMAN]  
Isoform 2 of Cadherin-11 OS=Homo sapiens GN=CDH11 - [CAD11\_HUMAN]  
Anosmin-1 OS=Homo sapiens GN=KAL1 PE=1 SV=3 - [KALM\_HUMAN]  
Membrane-bound transcription factor site-1 protease OS=Homo sapiens GN=MBTPS1 PE=1 SV=1 - [MBTP1\_HUMAN]  
Isoform 2 of Glia-derived nexin OS=Homo sapiens GN=SERPINE2 - [GDN\_HUMAN]  
Isoform 6 of Roundabout homolog 1 OS=Homo sapiens GN=ROBO1 - [ROBO1\_HUMAN]  
Tumor necrosis factor receptor superfamily member 21 OS=Homo sapiens GN=TNFRSF21 PE=1 SV=1 - [TNR21\_HUMAN]  
Vimentin OS=Homo sapiens GN=VIM PE=2 SV=1 - [B0YJC4\_HUMAN]  
N-acetylgalactosamine-6-sulfatase OS=Homo sapiens GN=GALNS PE=2 SV=1 - [F5H325\_HUMAN]  
Collagen alpha-1(VI) chain OS=Homo sapiens GN=COL6A1 PE=1 SV=3 - [CO6A1\_HUMAN]  
HLA class I histocompatibility antigen, A-2 alpha chain OS=Homo sapiens GN=HLA-A PE=1 SV=1 - [1A02\_HUMAN]  
Sialidase-1 OS=Homo sapiens GN=NEU1 PE=1 SV=1 - [NEUR1\_HUMAN]  
Torsin-1B OS=Homo sapiens GN=TOR1B PE=1 SV=2 - [TOR1B\_HUMAN]  
Isoform 4 of Galactocerebrosidase OS=Homo sapiens GN=GALC - [GALC\_HUMAN]  
Probable serine carboxypeptidase CPVL OS=Homo sapiens GN=CPVL PE=1 SV=2 - [CPVL\_HUMAN]  
Isoform 3 of Tubulointerstitial nephritis antigen-like OS=Homo sapiens GN=TINAGL1 - [TINAL\_HUMAN]  
Amyloid-like protein 2 OS=Homo sapiens GN=APLP2 PE=1 SV=2 - [APLP2\_HUMAN]

Sortilin OS=Homo sapiens GN=SORT1 PE=1 SV=3 - [SORT\_HUMAN]  
Di-N-acetylchitobiase OS=Homo sapiens GN=CTBS PE=1 SV=1 - [DIAC\_HUMAN]  
Nucleobindin-1 OS=Homo sapiens GN=NUCB1 PE=1 SV=4 - [NUCB1\_HUMAN]  
Plasma alpha-L-fucosidase OS=Homo sapiens GN=FUCA2 PE=1 SV=2 - [FUCA2\_HUMAN]  
Isoform 2 of Epsilon-sarcoglycan OS=Homo sapiens GN=SGCE - [SGCE\_HUMAN]  
N(4)-(beta-N-acetylglucosaminy)-L-asparaginase (Fragment) OS=Homo sapiens GN=AGA PE=2 SV=1 - [H0Y9C7\_HL  
Lysyl oxidase homolog 2 OS=Homo sapiens GN=LOXL2 PE=1 SV=1 - [LOXL2\_HUMAN]  
Alpha-1,6-mannosyl-glycoprotein 2-beta-N-acetylglucosaminyltransferase OS=Homo sapiens GN=MGAT2 PE=1 SV=1  
Putative phospholipase B-like 2 OS=Homo sapiens GN=PLBD2 PE=1 SV=2 - [PLBL2\_HUMAN]  
Galectin-3-binding protein OS=Homo sapiens GN=LGALS3BP PE=1 SV=1 - [LG3BP\_HUMAN]  
Inhibin beta B chain OS=Homo sapiens GN=INHBB PE=1 SV=2 - [INHBB\_HUMAN]  
Beta-hexosaminidase subunit beta OS=Homo sapiens GN=HEXB PE=1 SV=3 - [HEXB\_HUMAN]  
Isoform 3 of Neural cell adhesion molecule L1 OS=Homo sapiens GN=L1CAM - [L1CAM\_HUMAN]  
Isoform 2 of Follistatin OS=Homo sapiens GN=FST - [FST\_HUMAN]  
Isoform 13 of Fibroblast growth factor receptor 1 OS=Homo sapiens GN=FGFR1 - [FGFR1\_HUMAN]  
Ephrin-A5 OS=Homo sapiens GN=EFNA5 PE=1 SV=1 - [EFNA5\_HUMAN]  
Isoform 2 of EGF-like repeat and discoidin I-like domain-containing protein 3 OS=Homo sapiens GN=EDIL3 - [EDIL3\_H  
Biotinidase OS=Homo sapiens GN=BTD PE=2 SV=1 - [F8W1Q3\_HUMAN]  
Nucleotide exchange factor SIL1 OS=Homo sapiens GN=SIL1 PE=1 SV=1 - [SIL1\_HUMAN]  
Dystroglycan OS=Homo sapiens GN=DAG1 PE=1 SV=2 - [DAG1\_HUMAN]  
Annexin A5 OS=Homo sapiens GN=ANXA5 PE=1 SV=2 - [ANXA5\_HUMAN]  
Tripeptidyl-peptidase 1 OS=Homo sapiens GN=TPP1 PE=1 SV=2 - [TPP1\_HUMAN]  
NKG2D ligand 2 OS=Homo sapiens GN=ULBP2 PE=1 SV=1 - [N2DL2\_HUMAN]  
N-acetyllactosaminide beta-1,3-N-acetylglucosaminyltransferase OS=Homo sapiens GN=B3GNT1 PE=1 SV=1 - [B3GNT1\_HUMAN]  
Complement C1r subcomponent OS=Homo sapiens GN=C1R PE=1 SV=2 - [C1R\_HUMAN]  
Processed exostosin-like 2 OS=Homo sapiens GN=EXTL2 PE=2 SV=1 - [F5GZK1\_HUMAN]  
Beta-glucuronidase OS=Homo sapiens GN=GUSB PE=1 SV=2 - [BGLR\_HUMAN]  
Platelet-derived growth factor D OS=Homo sapiens GN=PDGFD PE=1 SV=1 - [PDGFD\_HUMAN]  
SLIT and NTRK-like protein 5 OS=Homo sapiens GN=SLITRK5 PE=2 SV=2 - [SLIK5\_HUMAN]  
Cell surface glycoprotein MUC18 OS=Homo sapiens GN=MCAM PE=1 SV=2 - [MUC18\_HUMAN]  
N-acetyllactosaminide beta-1,6-N-acetylglucosaminyl-transferase, isoform A OS=Homo sapiens GN=GCNT2 PE=2 SV=1  
Deoxyribonuclease-2-alpha OS=Homo sapiens GN=DNASE2 PE=2 SV=1 - [B7Z4K6\_HUMAN]  
Cathepsin L1 OS=Homo sapiens GN=CTSL1 PE=1 SV=2 - [CATL1\_HUMAN]  
Isoform 3 of Transportin-1 OS=Homo sapiens GN=TNPO1 - [TNPO1\_HUMAN]  
Integrin alpha-5 OS=Homo sapiens GN=ITGA5 PE=1 SV=2 - [ITA5\_HUMAN]  
Procollagen-lysine,2-oxoglutarate 5-dioxygenase 1 OS=Homo sapiens GN=PLOD1 PE=1 SV=2 - [PLOD1\_HUMAN]  
Lysosomal alpha-mannosidase OS=Homo sapiens GN=MAN2B1 PE=1 SV=3 - [MA2B1\_HUMAN]  
Vasorin OS=Homo sapiens GN=VASN PE=1 SV=1 - [VASN\_HUMAN]  
Isoform 2 of Receptor-type tyrosine-protein phosphatase gamma OS=Homo sapiens GN=PTPRG - [PTPRG\_HUMAN]  
Isoform 2 of Cadherin-4 OS=Homo sapiens GN=CDH4 - [CADH4\_HUMAN]  
Carbohydrate sulfotransferase 12 OS=Homo sapiens GN=CHST12 PE=1 SV=2 - [CHSTC\_HUMAN]  
Beta-1,3-galactosyltransferase 6 OS=Homo sapiens GN=B3GALT6 PE=2 SV=2 - [B3GT6\_HUMAN]  
Bifunctional heparan sulfate N-deacetylase/N-sulfotransferase 1 OS=Homo sapiens GN=NDST1 PE=2 SV=1 - [E7EVJ  
Vascular endothelial growth factor C OS=Homo sapiens GN=VEGFC PE=1 SV=1 - [VEGFC\_HUMAN]  
Isoform 4 of Sushi repeat-containing protein SRPX OS=Homo sapiens GN=SRPX - [SRPX\_HUMAN]  
Gamma-interferon-inducible lysosomal thiol reductase OS=Homo sapiens GN=IFI30 PE=1 SV=3 - [GILT\_HUMAN]  
Tissue-type plasminogen activator OS=Homo sapiens GN=PLAT PE=1 SV=1 - [TPA\_HUMAN]  
Transferrin receptor (P90, CD71), isoform CRA\_c OS=Homo sapiens GN=TFRC PE=4 SV=1 - [G3V0E5\_HUMAN]  
Insulin-like growth factor-binding protein 6 OS=Homo sapiens GN=IGFBP6 PE=1 SV=1 - [IBP6\_HUMAN]  
D-glucuronyl C5-epimerase OS=Homo sapiens GN=GLCE PE=2 SV=1 - [H0YNP1\_HUMAN]  
Heat shock protein HSP 90-beta OS=Homo sapiens GN=HSP90AB1 PE=1 SV=4 - [HS90B\_HUMAN]  
Extracellular matrix protein 1 OS=Homo sapiens GN=ECM1 PE=1 SV=2 - [ECM1\_HUMAN]  
Cysteine-rich motor neuron 1 protein OS=Homo sapiens GN=CRIM1 PE=1 SV=1 - [CRIM1\_HUMAN]  
Endothelial protein C receptor OS=Homo sapiens GN=PROCR PE=1 SV=1 - [EPCR\_HUMAN]  
Isoform 2 of CUB domain-containing protein 1 OS=Homo sapiens GN=CDCP1 - [CDCP1\_HUMAN]  
Ferritin light chain OS=Homo sapiens GN=FTL PE=1 SV=2 - [FRIL\_HUMAN]  
Laminin subunit alpha-5 OS=Homo sapiens GN=LAMA5 PE=1 SV=8 - [LAMA5\_HUMAN]  
Matrix-remodeling-associated protein 8 OS=Homo sapiens GN=MXRA8 PE=2 SV=1 - [B3KTR6\_HUMAN]

Isoform 3 of Low-density lipoprotein receptor OS=Homo sapiens GN=LDLR - [LDLR\_HUMAN]  
Plexin domain-containing protein 2 OS=Homo sapiens GN=PLXDC2 PE=1 SV=1 - [PXDC2\_HUMAN]  
Endothelin-converting enzyme 1 OS=Homo sapiens GN=ECE1 PE=2 SV=1 - [B4DKB2\_HUMAN]  
Tubulin alpha-1B chain OS=Homo sapiens GN=TUBA1B PE=1 SV=1 - [TBA1B\_HUMAN]  
Matrix metalloproteinase-19 OS=Homo sapiens GN=MMP19 PE=2 SV=1 - [F8W1C3\_HUMAN]  
Procollagen-lysine,2-oxoglutarate 5-dioxygenase 2 OS=Homo sapiens GN=PLOD2 PE=2 SV=1 - [E7ETU9\_HUMAN]  
Semaphorin-7A OS=Homo sapiens GN=SEMA7A PE=1 SV=1 - [SEM7A\_HUMAN]  
Pappalysin-1 OS=Homo sapiens GN=PAPPA PE=1 SV=3 - [PAPP1\_HUMAN]  
Sulfhydryl oxidase 1 OS=Homo sapiens GN=QSOX1 PE=1 SV=3 - [QSOX1\_HUMAN]  
Isoform 2 of 4F2 cell-surface antigen heavy chain OS=Homo sapiens GN=SLC3A2 - [4F2\_HUMAN]  
Protein S100-A9 OS=Homo sapiens GN=S100A9 PE=1 SV=1 - [S10A9\_HUMAN]  
Talin-1 OS=Homo sapiens GN=TLN1 PE=2 SV=1 - [Q5TCU6\_HUMAN]  
N-sulphoglucosamine sulphohydrolase OS=Homo sapiens GN=SGSH PE=2 SV=1 - [F5H6A3\_HUMAN]  
Follistatin-related protein 1 OS=Homo sapiens GN=FSTL1 PE=1 SV=1 - [FSTL1\_HUMAN]  
Ras GTPase-activating-like protein IQGAP1 OS=Homo sapiens GN=IQGAP1 PE=1 SV=1 - [IQGA1\_HUMAN]  
Isoform 3 of Clusterin OS=Homo sapiens GN=CLU - [CLUS\_HUMAN]  
Isoform Short of Tyrosine-protein kinase receptor UFO OS=Homo sapiens GN=AXL - [UFO\_HUMAN]  
Isoform Gamma of Poliovirus receptor OS=Homo sapiens GN=PVR - [PVR\_HUMAN]  
Isoform 2 of EGF-containing fibulin-like extracellular matrix protein 1 OS=Homo sapiens GN=EFEMP1 - [FBLN3\_HUM/  
Actin, cytoplasmic 1 OS=Homo sapiens GN=ACTB PE=1 SV=1 - [ACTB\_HUMAN]  
Mammalian ependymin-related protein 1 OS=Homo sapiens GN=EPDR1 PE=1 SV=2 - [EPDR1\_HUMAN]  
Tenascin OS=Homo sapiens GN=TNC PE=4 SV=1 - [J3QSU6\_HUMAN]  
Leucine-rich repeat transmembrane protein FLRT2 OS=Homo sapiens GN=FLRT2 PE=1 SV=1 - [FLRT2\_HUMAN]  
Heat shock cognate 71 kDa protein OS=Homo sapiens GN=HSPA8 PE=1 SV=1 - [HSP7C\_HUMAN]  
Peroxidase homolog OS=Homo sapiens GN=PXD1 PE=1 SV=2 - [PXD1\_HUMAN]  
Acid ceramidase OS=Homo sapiens GN=ASAH1 PE=2 SV=1 - [E7EMM4\_HUMAN]  
Complement factor B OS=Homo sapiens GN=CFB PE=1 SV=2 - [CFAB\_HUMAN]  
Exostosin-2 OS=Homo sapiens GN=EXT2 PE=1 SV=1 - [EXT2\_HUMAN]  
Prolyl 3-hydroxylase 1 OS=Homo sapiens GN=LEPRE1 PE=1 SV=2 - [P3H1\_HUMAN]  
Hypoxia up-regulated protein 1 OS=Homo sapiens GN=HYOU1 PE=3 SV=1 - [E9PL22\_HUMAN]  
Isoform 3 of Nucleoside diphosphate kinase B OS=Homo sapiens GN=NME2 - [NDKB\_HUMAN]  
Vitamin K-dependent protein S OS=Homo sapiens GN=PROS1 PE=1 SV=1 - [PROS\_HUMAN]  
Complement decay-accelerating factor (Fragment) OS=Homo sapiens GN=CD55 PE=4 SV=1 - [H3BLV0\_HUMAN]  
Protein kinase C-binding protein NELL1 OS=Homo sapiens GN=NRP1 PE=2 SV=2 - [E9PEP6\_HUMAN]  
ATP-citrate synthase OS=Homo sapiens GN=ACLY PE=2 SV=1 - [B4E3P0\_HUMAN]  
Tissue factor pathway inhibitor OS=Homo sapiens GN=TFPI PE=1 SV=1 - [TFPI1\_HUMAN]  
Actin-related protein 2 OS=Homo sapiens GN=ACTR2 PE=1 SV=1 - [ARP2\_HUMAN]  
Alpha-mannosidase 2 OS=Homo sapiens GN=MAN2A1 PE=1 SV=2 - [MA2A1\_HUMAN]  
Tubulin beta chain OS=Homo sapiens GN=TUBB PE=1 SV=2 - [TBB5\_HUMAN]  
Mesothelin (Fragment) OS=Homo sapiens GN=MSLN PE=2 SV=2 - [H3BMA1\_HUMAN]  
60S ribosomal protein L10a OS=Homo sapiens GN=RPL10A PE=1 SV=2 - [RL10A\_HUMAN]  
Out at first protein homolog OS=Homo sapiens GN=OAF PE=2 SV=1 - [OAF\_HUMAN]  
Protein CYR61 OS=Homo sapiens GN=CYR61 PE=1 SV=1 - [CYR61\_HUMAN]  
Protocadherin Fat 1 OS=Homo sapiens GN=FAT1 PE=1 SV=2 - [FAT1\_HUMAN]  
26S proteasome non-ATPase regulatory subunit 2 OS=Homo sapiens GN=PSMD2 PE=2 SV=1 - [E9PCS3\_HUMAN]  
Transmembrane protein 132A OS=Homo sapiens GN=TMEM132A PE=2 SV=1 - [T132A\_HUMAN]  
Serine/threonine-protein phosphatase (Fragment) OS=Homo sapiens GN=PPP1CA PE=2 SV=1 - [E9PMD7\_HUMAN]  
Exostosin-1 OS=Homo sapiens GN=EXT1 PE=1 SV=2 - [EXT1\_HUMAN]  
Aspartate--tRNA ligase, cytoplasmic OS=Homo sapiens GN=DKFZp781B11202 PE=2 SV=1 - [Q68CR9\_HUMAN]  
Endoplasmic reticulum mannosyl-oligosaccharide 1,2-alpha-mannosidase OS=Homo sapiens GN=MAN1B1 PE=1 SV=  
Elongation factor 1-alpha 1 OS=Homo sapiens GN=EEF1A1 PE=1 SV=1 - [EF1A1\_HUMAN]  
Complement C3 OS=Homo sapiens GN=C3 PE=1 SV=2 - [CO3\_HUMAN]  
Moesin OS=Homo sapiens GN=MSN PE=1 SV=3 - [MOES\_HUMAN]  
Isoform 2 of Lactadherin OS=Homo sapiens GN=MFGE8 - [MFGM\_HUMAN]  
Sulfhydryl oxidase 2 OS=Homo sapiens GN=QSOX2 PE=1 SV=3 - [QSOX2\_HUMAN]  
Isoform 2 of Adenosylhomocysteinase OS=Homo sapiens GN=AHCY - [SAHH\_HUMAN]  
CMP-N-acetylneuraminate-beta-galactosamide-alpha-2,3-sialyltransferase 1 OS=Homo sapiens GN=ST3GAL1 PE=2 ;  
Lipolysis-stimulated lipoprotein receptor OS=Homo sapiens GN=LSR PE=2 SV=1 - [B4DKL4\_HUMAN]

Elongation factor 2 OS=Homo sapiens GN=EEF2 PE=1 SV=4 - [EF2\_HUMAN]  
Hepatocyte growth factor receptor OS=Homo sapiens GN=MET PE=1 SV=4 - [MET\_HUMAN]  
Thrombospondin-1 OS=Homo sapiens GN=THBS1 PE=1 SV=2 - [TSP1\_HUMAN]  
Hornerin OS=Homo sapiens GN=HRNR PE=1 SV=2 - [HORN\_HUMAN]  
Suprabasin OS=Homo sapiens GN=SBSN PE=2 SV=2 - [SBSN\_HUMAN]  
C-type mannose receptor 2 OS=Homo sapiens GN=MRC2 PE=1 SV=2 - [MRC2\_HUMAN]  
Insulin-like growth factor-binding protein-like 1 OS=Homo sapiens GN=IGFBPL1 PE=2 SV=1 - [IBPL1\_HUMAN]  
T-complex protein 1 subunit beta OS=Homo sapiens GN=CCT2 PE=2 SV=1 - [F8VQ14\_HUMAN]  
Elongation factor 1-gamma OS=Homo sapiens GN=EEF1G PE=1 SV=3 - [EF1G\_HUMAN]  
Transforming growth factor beta-2 OS=Homo sapiens GN=TGFB2 PE=1 SV=1 - [TGFB2\_HUMAN]  
Isoform 4 of Histone-binding protein RBBP4 OS=Homo sapiens GN=RBBP4 - [RBBP4\_HUMAN]  
Heat shock protein HSP 90-alpha OS=Homo sapiens GN=HSP90AA1 PE=1 SV=5 - [HS90A\_HUMAN]  
Extracellular matrix protein FRAS1 (Fragment) OS=Homo sapiens GN=FRAS1 PE=4 SV=1 - [H0Y930\_HUMAN]  
Protein disulfide-isomerase (Fragment) OS=Homo sapiens GN=P4HB PE=2 SV=1 - [I3L398\_HUMAN]  
Isoform 7 of Plectin OS=Homo sapiens GN=PLEC - [PLEC\_HUMAN]  
Procollagen-lysine,2-oxoglutarate 5-dioxygenase 3 OS=Homo sapiens GN=PLOD3 PE=1 SV=1 - [PLOD3\_HUMAN]  
Alpha-N-acetylglucosaminidase OS=Homo sapiens GN=NAGLU PE=1 SV=2 - [ANAG\_HUMAN]  
Carbohydrate sulfotransferase 3 OS=Homo sapiens GN=CHST3 PE=1 SV=3 - [CHST3\_HUMAN]  
Dipeptidyl peptidase 2 OS=Homo sapiens GN=DPP7 PE=1 SV=3 - [DPP2\_HUMAN]  
Glucose-6-phosphate 1-dehydrogenase (Fragment) OS=Homo sapiens GN=G6PD PE=2 SV=1 - [E9PD92\_HUMAN]  
T-complex protein 1 subunit theta OS=Homo sapiens GN=CCT8 PE=2 SV=1 - [B4DQH4\_HUMAN]  
Complement factor H OS=Homo sapiens GN=CFH PE=1 SV=4 - [CFAH\_HUMAN]  
Alpha-actinin-1 OS=Homo sapiens GN=ACTN1 PE=1 SV=2 - [ACTN1\_HUMAN]  
Isoform 2 of Golgi membrane protein 1 OS=Homo sapiens GN=GOLM1 - [GOLM1\_HUMAN]  
Aspartyl aminopeptidase (Fragment) OS=Homo sapiens GN=DNPEP PE=2 SV=2 - [C9JRG3\_HUMAN]  
Guanine nucleotide-binding protein subunit beta-2-like 1 (Fragment) OS=Homo sapiens GN=GNB2L1 PE=4 SV=1 - [H]  
Metalloproteinase inhibitor 2 OS=Homo sapiens GN=TIMP2 PE=1 SV=2 - [TIMP2\_HUMAN]  
WD repeat-containing protein 1 OS=Homo sapiens GN=WDR1 PE=1 SV=4 - [WDR1\_HUMAN]  
Isoform 2 of Heat shock 70 kDa protein 1A/1B OS=Homo sapiens GN=HSPA1A - [HSP71\_HUMAN]  
Xylosyltransferase 2 OS=Homo sapiens GN=XYLT2 PE=2 SV=2 - [XYLT2\_HUMAN]  
Lysosomal thioesterase PPT2 OS=Homo sapiens GN=PPT2 PE=1 SV=4 - [PPT2\_HUMAN]  
Semaphorin-3A OS=Homo sapiens GN=SEMA3A PE=1 SV=1 - [SEM3A\_HUMAN]  
Laminin subunit beta-2 OS=Homo sapiens GN=LAMB2 PE=1 SV=2 - [LAMB2\_HUMAN]  
Alpha-2-HS-glycoprotein OS=Homo sapiens GN=AHSG PE=1 SV=1 - [FETUA\_HUMAN]  
Glyceraldehyde-3-phosphate dehydrogenase OS=Homo sapiens GN=GAPDH PE=2 SV=1 - [E7EUT4\_HUMAN]  
Importin subunit beta-1 OS=Homo sapiens GN=KPNB1 PE=1 SV=2 - [IMB1\_HUMAN]  
Lysyl oxidase homolog 4 OS=Homo sapiens GN=LOXL4 PE=1 SV=1 - [LOXL4\_HUMAN]  
35 kDa inter-alpha-trypsin inhibitor heavy chain H4 OS=Homo sapiens GN=ITIH4 PE=2 SV=1 - [F5GXQ1\_HUMAN]  
Golgi apparatus protein 1 OS=Homo sapiens GN=GLG1 PE=1 SV=2 - [GSLG1\_HUMAN]  
Cation-independent mannose-6-phosphate receptor OS=Homo sapiens GN=IGF2R PE=1 SV=3 - [MPRI\_HUMAN]  
Calsyntenin-3 OS=Homo sapiens GN=CLSTN3 PE=1 SV=1 - [CSTN3\_HUMAN]  
Isoform 2 of Oncostatin-M-specific receptor subunit beta OS=Homo sapiens GN=OSMR - [OSMR\_HUMAN]  
Plastin-3 OS=Homo sapiens GN=PLS3 PE=2 SV=1 - [B7Z6M1\_HUMAN]  
CD44 antigen OS=Homo sapiens GN=CD44 PE=2 SV=2 - [H0YD13\_HUMAN]  
Inter-alpha-trypsin inhibitor heavy chain H2 OS=Homo sapiens GN=ITIH2 PE=4 SV=1 - [Q5T985\_HUMAN]  
Dickkopf-related protein 1 OS=Homo sapiens GN=DKK1 PE=1 SV=1 - [DKK1\_HUMAN]  
Peptidyl-prolyl cis-trans isomerase B OS=Homo sapiens GN=PPIB PE=1 SV=2 - [PPIB\_HUMAN]  
HLA-B associated transcript 1 OS=Homo sapiens GN=DDX39B PE=4 SV=2 - [Q5STU3\_HUMAN]  
Eukaryotic initiation factor 4A-1 OS=Homo sapiens GN=EIF4A1 PE=1 SV=1 - [IF4A1\_HUMAN]  
Ezrin OS=Homo sapiens GN=EZR PE=1 SV=4 - [EZRI\_HUMAN]  
14-3-3 protein zeta/delta OS=Homo sapiens GN=YWHAZ PE=1 SV=1 - [1433Z\_HUMAN]  
Coiled-coil domain-containing protein 80 OS=Homo sapiens GN=CCDC80 PE=1 SV=1 - [CCD80\_HUMAN]  
26S proteasome non-ATPase regulatory subunit 6 OS=Homo sapiens GN=PSMD6 PE=1 SV=1 - [PSMD6\_HUMAN]  
Laminin subunit gamma-1 OS=Homo sapiens GN=LAMC1 PE=1 SV=3 - [LAMC1\_HUMAN]  
Importin-5 OS=Homo sapiens GN=IPO5 PE=2 SV=1 - [B4E0R6\_HUMAN]  
Isoform 2 of Receptor-type tyrosine-protein phosphatase F OS=Homo sapiens GN=PTPRF - [PTPRF\_HUMAN]  
Carboxypeptidase A4 OS=Homo sapiens GN=CPA4 PE=2 SV=1 - [B7Z5J4\_HUMAN]  
Phosphoribosylaminoimidazolecarboxamide formyltransferase OS=Homo sapiens GN=ATIC PE=2 SV=1 - [E9PBU3\_HUMAN]

78 kDa glucose-regulated protein OS=Homo sapiens GN=HSPA5 PE=1 SV=2 - [GRP78\_HUMAN]  
Endoplasmic reticulum aminopeptidase 1 OS=Homo sapiens GN=ERAP1 PE=1 SV=3 - [ERAP1\_HUMAN]  
Pyruvate kinase isozymes M1/M2 OS=Homo sapiens GN=PKM PE=1 SV=4 - [KPYM\_HUMAN]  
Basement membrane-specific heparan sulfate proteoglycan core protein OS=Homo sapiens GN=HSPG2 PE=1 SV=4 -  
Beta-2-glycoprotein 1 (Fragment) OS=Homo sapiens GN=APOH PE=4 SV=1 - [J3KS17\_HUMAN]  
Isoform 4 of Epidermal growth factor receptor OS=Homo sapiens GN=EGFR - [EGFR\_HUMAN]  
Isoform 2 of Proteasome subunit alpha type-3 OS=Homo sapiens GN=PSMA3 - [PSA3\_HUMAN]  
Proteasome subunit alpha type-1 OS=Homo sapiens GN=PSMA1 PE=1 SV=1 - [PSA1\_HUMAN]  
Isoform 2 of Seizure 6-like protein 2 OS=Homo sapiens GN=SEZ6L2 - [SE6L2\_HUMAN]  
Thyroxine-binding globulin OS=Homo sapiens GN=SERPINA7 PE=1 SV=2 - [THBG\_HUMAN]  
Keratinocyte proline-rich protein OS=Homo sapiens GN=KPRP PE=1 SV=1 - [KPRP\_HUMAN]  
Chloride intracellular channel protein 1 OS=Homo sapiens GN=CLIC1 PE=1 SV=4 - [CLIC1\_HUMAN]  
Interleukin-6 receptor subunit beta OS=Homo sapiens GN=IL6ST PE=1 SV=2 - [IL6RB\_HUMAN]  
Iduronate 2-sulfatase OS=Homo sapiens GN=IDS PE=1 SV=1 - [IDS\_HUMAN]  
Glycogen phosphorylase, brain form OS=Homo sapiens GN=PYGB PE=1 SV=5 - [PYGB\_HUMAN]  
Filamin-A OS=Homo sapiens GN=FLNA PE=2 SV=1 - [Q5HY54\_HUMAN]  
Isoform 3 of Proteasome subunit beta type-5 OS=Homo sapiens GN=PSMB5 - [PSB5\_HUMAN]  
Procollagen galactosyltransferase 1 OS=Homo sapiens GN=COLGALT1 PE=1 SV=1 - [GT251\_HUMAN]  
A disintegrin and metalloproteinase with thrombospondin motifs 1 OS=Homo sapiens GN=ADAMTS1 PE=1 SV=4 - [AT  
45 kDa calcium-binding protein OS=Homo sapiens GN=SDF4 PE=1 SV=1 - [CAB45\_HUMAN]  
Polyubiquitin-C (Fragment) OS=Homo sapiens GN=UBC PE=2 SV=1 - [F5H265\_HUMAN]  
Isoform 3 of Netrin-4 OS=Homo sapiens GN=NTN4 - [NET4\_HUMAN]  
Neutral alpha-glucosidase AB OS=Homo sapiens GN=GANAB PE=1 SV=3 - [GANAB\_HUMAN]  
Thrombospondin-2 OS=Homo sapiens GN=THBS2 PE=1 SV=2 - [TSP2\_HUMAN]  
Keratin, type I cytoskeletal 14 OS=Homo sapiens GN=KRT14 PE=1 SV=4 - [K1C14\_HUMAN]  
Alpha-enolase OS=Homo sapiens GN=ENO1 PE=1 SV=2 - [ENOA\_HUMAN]  
Eukaryotic translation initiation factor 3 subunit A OS=Homo sapiens GN=EIF3A PE=2 SV=1 - [F5H335\_HUMAN]  
Myosin-9 OS=Homo sapiens GN=MYH9 PE=1 SV=4 - [MYH9\_HUMAN]  
Collagen alpha-1(VIII) chain OS=Homo sapiens GN=COL8A1 PE=1 SV=2 - [CO8A1\_HUMAN]  
Bis(5'-adenosyl)-triphosphatase ENPP4 OS=Homo sapiens GN=ENPP4 PE=1 SV=3 - [ENPP4\_HUMAN]  
Phosphoglycerate kinase OS=Homo sapiens GN=PGK1 PE=2 SV=1 - [B7Z7A9\_HUMAN]  
Isoform 2 of Protein KIAA1199 OS=Homo sapiens GN=KIAA1199 - [K1199\_HUMAN]  
Alpha-actinin-4 OS=Homo sapiens GN=ACTN4 PE=1 SV=2 - [ACTN4\_HUMAN]  
L-lactate dehydrogenase B chain OS=Homo sapiens GN=LDHB PE=1 SV=2 - [LDHB\_HUMAN]  
L-lactate dehydrogenase A chain OS=Homo sapiens GN=LDHA PE=1 SV=2 - [LDHA\_HUMAN]  
Keratin, type I cytoskeletal 16 OS=Homo sapiens GN=KRT16 PE=1 SV=4 - [K1C16\_HUMAN]  
Isoform 2 of Clathrin heavy chain 1 OS=Homo sapiens GN=CLTC - [CLH1\_HUMAN]  
Serum albumin (Fragment) OS=Homo sapiens GN=ALB PE=4 SV=1 - [H0YA55\_HUMAN]  
Keratin, type I cytoskeletal 9 OS=Homo sapiens GN=KRT9 PE=1 SV=3 - [K1C9\_HUMAN]  
Pentraxin-related protein PTX3 OS=Homo sapiens GN=PTX3 PE=1 SV=3 - [PTX3\_HUMAN]  
Sushi repeat-containing protein SRPX2 OS=Homo sapiens GN=SRPX2 PE=1 SV=1 - [SRPX2\_HUMAN]  
Isoform 3 of Attractin OS=Homo sapiens GN=ATRNL1 - [ATRNL1\_HUMAN]  
Tubulin beta-4B chain OS=Homo sapiens GN=TUBB4B PE=1 SV=1 - [TBB4B\_HUMAN]  
Transitional endoplasmic reticulum ATPase OS=Homo sapiens GN=VCP PE=1 SV=4 - [TERA\_HUMAN]  
N-acetylglucosamine-6-sulfatase OS=Homo sapiens GN=GNS PE=1 SV=3 - [GNS\_HUMAN]  
Fructose-bisphosphate aldolase OS=Homo sapiens GN=ALDOA PE=2 SV=1 - [H3BQN4\_HUMAN]  
Endoplasmic reticulum protein OS=Homo sapiens GN=HSP90B1 PE=1 SV=1 - [ENPL\_HUMAN]  
Keratin, type II cytoskeletal 1 OS=Homo sapiens GN=KRT1 PE=1 SV=6 - [K2C1\_HUMAN]  
Keratin, type II cytoskeletal 5 OS=Homo sapiens GN=KRT5 PE=1 SV=3 - [K2C5\_HUMAN]  
Alpha-2-macroglobulin OS=Homo sapiens GN=A2M PE=1 SV=3 - [A2MG\_HUMAN]  
Lysosome-associated membrane glycoprotein 1 OS=Homo sapiens GN=LAMP1 PE=1 SV=3 - [LAMP1\_HUMAN]  
Fibrillin-1 OS=Homo sapiens GN=FBN1 PE=1 SV=3 - [FBN1\_HUMAN]

Fatty acid synthase OS=Homo sapiens GN=FASN PE=1 SV=3 - [FAS\_HUMAN]  
Hemoglobin subunit delta OS=Homo sapiens GN=HBD PE=2 SV=1 - [E9PFT6\_HUMAN]  
Testican-1 OS=Homo sapiens GN=SPOCK1 PE=1 SV=1 - [TICN1\_HUMAN]  
Isoform 17 of Fibronectin OS=Homo sapiens GN=FN1 - [FINC\_HUMAN]  
Keratin, type II cytoskeletal 6B OS=Homo sapiens GN=KRT6B PE=1 SV=5 - [K2C6B\_HUMAN]  
Keratin, type II cytoskeletal 2 epidermal OS=Homo sapiens GN=KRT2 PE=1 SV=2 - [K22E\_HUMAN]  
Keratin, type I cytoskeletal 10 OS=Homo sapiens GN=KRT10 PE=1 SV=6 - [K1C10\_HUMAN]  
Antithrombin-III OS=Homo sapiens GN=SERPINC1 PE=1 SV=1 - [ANT3\_HUMAN]  
Vitronectin OS=Homo sapiens GN=VTN PE=1 SV=1 - [VTNC\_HUMAN]  
Isoform 6 of Agrin OS=Homo sapiens GN=AGRN - [AGRIN\_HUMAN]  
Serglycin OS=Homo sapiens GN=SRGN PE=1 SV=3 - [SRGN\_HUMAN]  
X-ray repair cross-complementing protein 6 OS=Homo sapiens GN=XRCC6 PE=2 SV=1 - [F5H118\_HUMAN]  
Nucleosome assembly protein 1-like 1 (Fragment) OS=Homo sapiens GN=NAP1L1 PE=3 SV=1 - [H0YH88\_HUMAN]  
Isoform 2 of Epithelial discoidin domain-containing receptor 1 OS=Homo sapiens GN=DDR1 - [DDR1\_HUMAN]  
Isoform 3 of Ubiquitin-protein ligase E3B OS=Homo sapiens GN=UBE3B - [UBE3B\_HUMAN]  
MHC class I polypeptide-related sequence B OS=Homo sapiens GN=MICB PE=1 SV=1 - [MICB\_HUMAN]  
Cathepsin L2 OS=Homo sapiens GN=CTSL2 PE=1 SV=2 - [CATL2\_HUMAN]  
Polypeptide N-acetylgalactosaminyltransferase 18 OS=Homo sapiens GN=GALNT18 PE=2 SV=2 - [GLT18\_HUMAN]  
Isoform 8 of Maternal embryonic leucine zipper kinase OS=Homo sapiens GN=MELK - [MELK\_HUMAN]  
Guanine nucleotide-binding protein G(I)/G(S)/G(T) subunit beta-2 OS=Homo sapiens GN=GNB2 PE=2 SV=1 - [E7EP3\_HUMAN]  
Pantetheinase OS=Homo sapiens GN=VNN1 PE=1 SV=2 - [VNN1\_HUMAN]  
Heat shock 70 kDa protein 4 OS=Homo sapiens GN=HSPA4 PE=1 SV=4 - [HSP74\_HUMAN]  
Glypican-6 OS=Homo sapiens GN=GPC6 PE=1 SV=1 - [GPC6\_HUMAN]  
Thioredoxin reductase 1, cytoplasmic OS=Homo sapiens GN=TXNRD1 PE=2 SV=1 - [F5H780\_HUMAN]  
Multiple inositol polyphosphate phosphatase 1 OS=Homo sapiens GN=MINPP1 PE=1 SV=1 - [MINP1\_HUMAN]  
Glycine--tRNA ligase OS=Homo sapiens GN=GARS PE=1 SV=3 - [SYG\_HUMAN]  
Isoleucine--tRNA ligase, cytoplasmic OS=Homo sapiens GN=IARS PE=2 SV=1 - [J3KR24\_HUMAN]  
Filaggrin OS=Homo sapiens GN=FLG PE=1 SV=3 - [FILA\_HUMAN]  
Four-jointed box protein 1 OS=Homo sapiens GN=FJX1 PE=2 SV=1 - [FJX1\_HUMAN]  
14-3-3 protein theta OS=Homo sapiens GN=YWHAQ PE=1 SV=1 - [1433T\_HUMAN]  
ADP-ribosylation factor 3 OS=Homo sapiens GN=ARF3 PE=1 SV=2 - [ARF3\_HUMAN]  
Dermcidin OS=Homo sapiens GN=DCD PE=1 SV=2 - [DCD\_HUMAN]  
14-3-3 protein epsilon OS=Homo sapiens GN=YWHAE PE=1 SV=1 - [1433E\_HUMAN]  
T-complex protein 1 subunit epsilon OS=Homo sapiens GN=CCT5 PE=2 SV=1 - [B4DYD8\_HUMAN]  
Septin-2 (Fragment) OS=Homo sapiens GN=SEPT2 PE=2 SV=1 - [C9J2Q4\_HUMAN]  
Heparin cofactor 2 OS=Homo sapiens GN=SERPIND1 PE=1 SV=3 - [HEP2\_HUMAN]  
Pigment epithelium-derived factor OS=Homo sapiens GN=SERPINF1 PE=1 SV=4 - [PEDF\_HUMAN]  
40S ribosomal protein S3 OS=Homo sapiens GN=RPS3 PE=2 SV=1 - [E9PQX2\_HUMAN]  
Polypeptide N-acetylgalactosaminyltransferase 5 OS=Homo sapiens GN=GALNT5 PE=1 SV=1 - [GALT5\_HUMAN]  
Importin-7 OS=Homo sapiens GN=IPO7 PE=1 SV=1 - [IPO7\_HUMAN]  
T-complex protein 1 subunit gamma OS=Homo sapiens GN=CCT3 PE=2 SV=1 - [B4DUR8\_HUMAN]  
Isoform 3 of 60 kDa SS-A/Ro ribonucleoprotein OS=Homo sapiens GN=TROVE2 - [RO60\_HUMAN]  
von Willebrand factor A domain-containing protein 1 OS=Homo sapiens GN=VWA1 PE=2 SV=1 - [VWA1\_HUMAN]  
Protein NAMPTL (Fragment) OS=Homo sapiens GN=NAMPTL PE=2 SV=1 - [Q5SYT8\_HUMAN]  
Isoform 2 of Glycogen phosphorylase, liver form OS=Homo sapiens GN=PYGL - [PYGL\_HUMAN]  
Eukaryotic translation initiation factor 3 subunit L OS=Homo sapiens GN=EIF3L PE=2 SV=1 - [B0QY90\_HUMAN]  
Heterogeneous nuclear ribonucleoprotein K OS=Homo sapiens GN=HNRNPK PE=2 SV=1 - [Q5T6W1\_HUMAN]  
Protein CutA OS=Homo sapiens GN=CUTA PE=2 SV=1 - [C9IZG4\_HUMAN]  
Proteasome subunit beta type-3 OS=Homo sapiens GN=PSMB3 PE=1 SV=2 - [PSB3\_HUMAN]  
GTP-binding nuclear protein Ran (Fragment) OS=Homo sapiens GN=RAN PE=2 SV=1 - [F5H018\_HUMAN]  
Isoform 2 of Cullin-4A OS=Homo sapiens GN=CUL4A - [CUL4A\_HUMAN]  
Eukaryotic translation initiation factor 3 subunit M (Fragment) OS=Homo sapiens GN=EIF3M PE=2 SV=1 - [E9PN86\_HUMAN]  
Cytoplasmic dynein 1 heavy chain 1 OS=Homo sapiens GN=DYNC1H1 PE=1 SV=5 - [DYHC1\_HUMAN]  
Glypican-1 OS=Homo sapiens GN=GPC1 PE=1 SV=2 - [GPC1\_HUMAN]  
Isoform 10 of Aspartyl/asparaginyl beta-hydroxylase OS=Homo sapiens GN=ASPH - [ASPH\_HUMAN]  
Isoform 3 of KDEL motif-containing protein 2 OS=Homo sapiens GN=KDEL2 - [KDEL2\_HUMAN]

Isoform 2 of Syndecan-4 OS=Homo sapiens GN=SDC4 - [SDC4\_HUMAN]  
Isoform 3 of Latrophilin-2 OS=Homo sapiens GN=LPHN2 - [LPHN2\_HUMAN]  
Dynein heavy chain 5, axonemal OS=Homo sapiens GN=DNAH5 PE=1 SV=3 - [DYH5\_HUMAN]  
Extracellular serine/threonine protein kinase FAM20C OS=Homo sapiens GN=FAM20C PE=1 SV=2 - [DMP4\_HUMAN]  
Isoform 2 of Transportin-2 OS=Homo sapiens GN=TNPO2 - [TNPO2\_HUMAN]  
Isoform 2 of 6-phosphofructokinase type C OS=Homo sapiens GN=PFBK - [K6PP\_HUMAN]  
BRI2, membrane form OS=Homo sapiens GN=ITM2B PE=2 SV=1 - [Q5W0A2\_HUMAN]  
Peroxiredoxin-4 (Fragment) OS=Homo sapiens GN=PRDX4 PE=4 SV=1 - [H7C3T4\_HUMAN]  
Transforming growth factor beta-1 OS=Homo sapiens GN=TGFB1 PE=1 SV=2 - [TGFB1\_HUMAN]  
Fibulin-1 OS=Homo sapiens GN=FBLN1 PE=1 SV=4 - [FBLN1\_HUMAN]  
Peroxiredoxin 2, isoform CRA\_a OS=Homo sapiens GN=PRDX2 PE=2 SV=2 - [A6NIW5\_HUMAN]  
ATP-dependent RNA helicase A OS=Homo sapiens GN=DHX9 PE=1 SV=4 - [DHX9\_HUMAN]  
Interleukin-1 receptor accessory protein (Fragment) OS=Homo sapiens GN=IL1RAP PE=2 SV=1 - [C9J1D9\_HUMAN]  
Lysosome-associated membrane glycoprotein 2 OS=Homo sapiens GN=LAMP2 PE=2 SV=1 - [B4E2S7\_HUMAN]  
Isoform 2 of MAM domain-containing protein 2 OS=Homo sapiens GN=MAMDC2 - [MAMDC2\_HUMAN]  
26S proteasome non-ATPase regulatory subunit 11 OS=Homo sapiens GN=PSMD11 PE=1 SV=3 - [PSD11\_HUMAN]  
26S proteasome non-ATPase regulatory subunit 13 OS=Homo sapiens GN=PSMD13 PE=4 SV=1 - [J3K3NQ3\_HUMAN]  
Acid sphingomyelinase-like phosphodiesterase 3a OS=Homo sapiens GN=SMPDL3A PE=2 SV=1 - [B7Z729\_HUMAN]  
Alpha-amylase 2B OS=Homo sapiens GN=AMY2B PE=2 SV=1 - [B3KTI1\_HUMAN]  
Annexin OS=Homo sapiens GN=ANXA3 PE=2 SV=1 - [D6RA82\_HUMAN]  
Arginine--tRNA ligase, cytoplasmic OS=Homo sapiens GN=RARS PE=2 SV=1 - [F5H3T8\_HUMAN]  
Basal cell adhesion molecule OS=Homo sapiens GN=BCAM PE=1 SV=2 - [BCAM\_HUMAN]  
Beta-1,3-galactosyl-O-glycosyl-glycoprotein beta-1,6-N-acetylglucosaminyltransferase OS=Homo sapiens GN=GCNT1  
Beta-1,4-galactosyltransferase 5 OS=Homo sapiens GN=B4GALT5 PE=2 SV=1 - [B4GT5\_HUMAN]  
CAD protein OS=Homo sapiens GN=CAD PE=2 SV=1 - [F8VPD4\_HUMAN]  
Carbohydrate sulfotransferase 14 OS=Homo sapiens GN=CHST14 PE=2 SV=1 - [H0YN65\_HUMAN]  
Cartilage-associated protein OS=Homo sapiens GN=CRTAP PE=2 SV=1 - [C9JP16\_HUMAN]  
Casein kinase II subunit alpha OS=Homo sapiens GN=CSNK2A1 PE=2 SV=1 - [E7EU96\_HUMAN]  
Cell adhesion molecule 4 OS=Homo sapiens GN=CADM4 PE=1 SV=1 - [CADM4\_HUMAN]  
Chloride intracellular channel protein 4 OS=Homo sapiens GN=CLIC4 PE=1 SV=4 - [CLIC4\_HUMAN]  
Coatmer subunit beta OS=Homo sapiens GN=COPB1 PE=1 SV=3 - [COPB\_HUMAN]  
Collagen and calcium-binding EGF domain-containing protein 1 OS=Homo sapiens GN=CCBE1 PE=1 SV=1 - [CCBE1\_HUMAN]  
Ephrin-B2 OS=Homo sapiens GN=EFNB2 PE=1 SV=1 - [EFNB2\_HUMAN]  
Exportin-2 OS=Homo sapiens GN=CSE1L PE=2 SV=1 - [F8W904\_HUMAN]  
FACT complex subunit SSRP1 OS=Homo sapiens GN=SSRP1 PE=1 SV=1 - [SSRP1\_HUMAN]  
FERM and PDZ domain-containing protein 1 OS=Homo sapiens GN=FRMPD1 PE=1 SV=1 - [FRPD1\_HUMAN]  
Filamin-B OS=Homo sapiens GN=FLNB PE=2 SV=1 - [E7EN95\_HUMAN]  
Hemoglobin subunit alpha OS=Homo sapiens GN=HBA1 PE=1 SV=2 - [HBA\_HUMAN]  
Heparan sulfate glucosamine 3-O-sulfotransferase 3B1 OS=Homo sapiens GN=HS3ST3B1 PE=1 SV=1 - [HS3SB\_HU]  
Heterogeneous nuclear ribonucleoprotein D0 (Fragment) OS=Homo sapiens GN=HNRNPD PE=2 SV=1 - [D6RAF8\_HI]  
Isoform 2 of Glucosyl xylosyltransferase 1 OS=Homo sapiens GN=GXYLT1 - [GXLT1\_HUMAN]  
Isoform 2 of Laminin subunit alpha-4 OS=Homo sapiens GN=LAMA4 - [LAMA4\_HUMAN]  
Isoform 2 of Neogenin OS=Homo sapiens GN=NEO1 - [NEO1\_HUMAN]  
Isoform 2 of Neuroligin-1 OS=Homo sapiens GN=NLGN1 - [NLGN1\_HUMAN]  
Isoform 2 of Protocadherin gamma-B1 OS=Homo sapiens GN=PCDHGB1 - [PCDGD\_HUMAN]  
Isoform 3 of Matrilin-2 OS=Homo sapiens GN=MATN2 - [MATN2\_HUMAN]  
Isoform 3 of Spectrin alpha chain, non-erythrocytic 1 OS=Homo sapiens GN=SPTAN1 - [SPTN1\_HUMAN]  
Isoform 4 of Collagen alpha-1(XII) chain OS=Homo sapiens GN=COL12A1 - [COCA1\_HUMAN]  
Isoform M1 of Pyruvate kinase isozymes M1/M2 OS=Homo sapiens GN=PKM - [KPYM\_HUMAN]  
Isoform Short of Very low-density lipoprotein receptor OS=Homo sapiens GN=VLDLR - [VLDLR\_HUMAN]  
Laminin subunit beta-1 OS=Homo sapiens GN=LAMB1 PE=2 SV=1 - [E7EPA6\_HUMAN]  
Low-density lipoprotein receptor-related protein 5 OS=Homo sapiens GN=LRP5 PE=1 SV=2 - [LRP5\_HUMAN]  
Low-density lipoprotein receptor-related protein 6 (Fragment) OS=Homo sapiens GN=LRP6 PE=4 SV=1 - [H0YGW5\_H]  
Lysine--tRNA ligase OS=Homo sapiens GN=KARS PE=1 SV=3 - [SYK\_HUMAN]  
Lysosomal alpha-glucosidase OS=Homo sapiens GN=GAA PE=1 SV=4 - [LYAG\_HUMAN]  
Lysyl oxidase homolog 2 (Fragment) OS=Homo sapiens GN=LOXL2 PE=4 SV=1 - [H0YAR1\_HUMAN]  
Mannosyl-oligosaccharide glucosidase (Fragment) OS=Homo sapiens GN=MOGS PE=2 SV=1 - [C9J8D4\_HUMAN]  
Methionine--tRNA ligase, cytoplasmic OS=Homo sapiens GN=MARS PE=2 SV=1 - [B3KVK7\_HUMAN]

Neuron navigator 3 OS=Homo sapiens GN=NAV3 PE=2 SV=2 - [E7EUA9\_HUMAN]  
Nodal modulator 3 OS=Homo sapiens GN=NOMO3 PE=2 SV=1 - [F5H826\_HUMAN]  
Peroxiredoxin-1 OS=Homo sapiens GN=PRDX1 PE=1 SV=1 - [PRDX1\_HUMAN]  
Phosphoribosylaminoimidazole carboxylase OS=Homo sapiens GN=PAICS PE=2 SV=1 - [D6RF62\_HUMAN]  
Proteasome subunit beta type-4 OS=Homo sapiens GN=PSMB4 PE=1 SV=4 - [PSB4\_HUMAN]  
Semaphorin-4D OS=Homo sapiens GN=SEMA4D PE=4 SV=1 - [E9PFD9\_HUMAN]  
Soluble calcium-activated nucleotidase 1 OS=Homo sapiens GN=CANT1 PE=1 SV=1 - [CANT1\_HUMAN]  
Sushi domain-containing protein 5 OS=Homo sapiens GN=SUSD5 PE=1 SV=3 - [SUSD5\_HUMAN]  
T-complex protein 1 subunit delta OS=Homo sapiens GN=CCT4 PE=2 SV=1 - [B7Z9L0\_HUMAN]  
Torsin-3A (Fragment) OS=Homo sapiens GN=TOR3A PE=2 SV=1 - [Q5W0C6\_HUMAN]



R1 Media (I/NI)	SD (I/NI)	CV% (I/NI)	R2 Media (I/NI)	SD (I/NI)	CV% (I/NI)	R3 Media (I/NI)	SD (I/NI)	CV% (I/NI)	Media delle Medie (I/NI)
0.35	0.01	3.99	0.42	0.03	7.93	0.38	0.02	5.99	0.38
0.54	0.01	2.55	0.47	0.05	9.66	#DIV/0!	###	###	0.50
0.56	0.03	5.67	0.44	0.04	9.36	0.54	0.01	2.18	0.51
0.47	0.00	0.81	0.52	0.02	3.25	0.60	0.02	2.58	0.53
0.57	0.03	5.97	0.50	0.02	4.75	0.52	0.03	5.79	0.53
0.57	0.02	3.11	0.51	0.05	9.05	0.59	0.01	2.26	0.56
0.47	0.00	0.31	#DIV/0!	####	####	0.66	0.03	4.63	0.56
0.39	0.01	1.88	0.69	0.01	1.96	0.63	0.05	8.44	0.57
#DIV/0!	####	###	0.64	0.01	0.98	0.53	0.06	###	0.58
0.55	0.02	3.41	0.68	0.03	3.93	0.54	0.05	9.71	0.59
0.95	0.06	5.89	0.37	0.02	6.06	0.45	0.05	###	0.59
0.61	0.04	6.03	0.55	0.01	2.59	0.64	0.01	1.99	0.60
0.57	0.04	6.97	#DIV/0!	####	####	0.65	0.06	8.95	0.61
0.54	0.03	5.46	0.62	0.05	7.61	0.70	0.05	7.75	0.62
0.59	0.01	1.59	0.62	0.04	6.10	0.71	0.04	5.52	0.64
0.65	0.06	8.73	0.64	0.12	####	#DIV/0!	###	###	0.65
0.73	0.04	5.59	0.62	0.01	1.18	0.59	0.02	3.53	0.65
0.65	0.01	1.72	0.71	0.05	6.60	0.59	0.03	5.35	0.65
0.63	0.04	5.63	0.66	0.01	2.03	0.71	0.01	1.05	0.67
0.55	0.03	5.70	0.76	0.03	3.54	0.70	0.04	5.10	0.67
0.79	0.03	3.39	0.62	0.02	3.21	0.64	0.02	3.85	0.68
0.62	0.05	7.91	0.76	0.08	####	0.68	0.04	5.91	0.68
0.74	0.03	4.39	0.67	0.02	3.43	0.65	0.05	7.96	0.69
0.66	0.02	3.16	0.66	0.01	1.62	0.79	0.12	###	0.70
0.71	0.02	2.29	0.67	0.03	4.57	0.73	0.03	3.43	0.71
#DIV/0!	####	###	0.67	0.01	1.94	0.75	0.04	4.75	0.71
0.68	0.02	2.44	0.70	0.03	4.15	0.75	0.02	2.99	0.71
0.91	0.05	4.98	0.72	0.03	4.22	0.50	0.06	###	0.71
0.71	0.02	2.48	#DIV/0!	####	####	0.72	0.03	4.17	0.71
0.55	0.03	4.72	#DIV/0!	####	####	0.89	0.11	###	0.72
0.68	0.03	4.94	0.73	0.04	5.73	0.75	0.02	2.28	0.72
0.72	0.03	4.68	0.67	0.03	4.85	0.78	0.05	6.71	0.72
0.74	0.04	5.59	0.70	0.04	6.20	0.73	0.05	6.48	0.72
0.61	0.02	3.68	0.75	0.02	2.66	0.82	0.02	2.65	0.73
0.83	0.11	###	0.60	0.12	####	0.77	0.08	###	0.73
0.79	0.03	3.62	0.60	0.01	1.17	0.81	0.03	3.94	0.73
0.67	0.04	6.26	0.79	0.03	3.88	0.75	0.02	2.53	0.74
0.76	0.10	###	0.77	0.03	3.86	0.69	0.03	4.96	0.74
0.70	0.03	4.26	0.81	0.06	7.62	0.71	0.01	2.01	0.74
0.72	0.04	5.94	0.80	0.04	4.93	0.71	0.01	1.80	0.74
0.67	0.05	7.87	0.78	0.07	8.47	0.79	0.04	5.32	0.74
0.63	0.02	3.65	0.72	0.06	8.25	0.88	0.04	4.49	0.74
0.64	0.03	4.92	0.89	0.06	6.97	0.71	0.03	3.79	0.75
0.79	0.05	6.70	0.74	0.09	####	0.72	0.03	4.05	0.75
0.99	0.01	1.30	0.51	0.01	1.80	#DIV/0!	###	###	0.75
0.77	0.02	2.46	0.70	0.06	8.47	0.79	0.03	3.53	0.75
0.83	0.03	4.11	0.81	0.09	####	0.66	0.05	7.52	0.76
0.70	0.06	8.06	0.90	0.03	3.64	0.70	0.04	5.12	0.77
0.75	0.04	4.70	0.84	0.03	2.98	0.70	0.03	4.68	0.77

0.74	0.03	4.18	0.79	0.05	6.49	0.78	0.03	3.71	0.77
0.74	0.02	2.62	0.75	0.04	5.97	0.83	0.01	1.53	0.77
0.79	0.03	3.31	0.81	0.02	2.57	0.72	0.02	3.34	0.77
0.76	0.05	6.17	#DIV/0!	####	####	0.79	0.05	6.02	0.78
0.75	0.07	9.33	#DIV/0!	####	####	0.80	0.04	5.29	0.78
0.69	0.04	6.37	0.87	0.06	6.66	0.79	0.05	6.12	0.78
0.81	0.03	4.28	0.78	0.06	7.98	0.77	0.02	2.88	0.79
0.76	0.07	9.77	0.76	0.03	4.08	0.84	0.04	4.67	0.79
0.83	0.06	7.69	#DIV/0!	####	####	0.75	0.03	4.67	0.79
0.71	0.03	3.98	0.77	0.03	3.68	0.89	0.03	3.12	0.79
#DIV/0!	####	###	0.78	0.02	2.96	0.82	0.06	7.77	0.80
0.82	0.02	2.68	0.82	0.04	4.77	0.77	0.03	3.49	0.80
0.81	0.03	4.19	0.76	0.11	####	0.84	0.02	2.95	0.80
0.71	0.03	4.16	0.87	0.03	3.44	0.82	0.05	5.60	0.80
0.83	0.09	###	0.86	0.06	7.40	0.73	0.04	5.78	0.81
0.68	0.05	7.55	0.92	0.01	1.01	0.82	0.03	4.26	0.81
0.93	0.06	6.01	#DIV/0!	####	####	0.70	0.05	6.58	0.82
0.81	0.02	2.70	0.86	0.02	2.64	0.77	0.02	2.02	0.82
0.65	0.08	###	1.07	0.08	7.08	0.73	0.03	4.07	0.82
0.75	0.02	2.67	0.83	0.02	2.32	0.88	0.03	3.34	0.82
0.89	0.05	6.06	0.79	0.06	7.88	0.79	0.05	5.99	0.82
0.66	0.01	2.18	0.90	0.03	3.58	0.92	0.02	1.93	0.83
0.75	0.02	2.34	0.78	0.02	2.25	0.95	0.03	3.02	0.83
0.71	0.02	3.07	1.03	0.02	2.24	0.77	0.03	3.98	0.83
0.79	0.01	1.90	0.92	0.06	6.49	0.80	0.03	3.57	0.84
0.81	0.04	5.18	0.79	0.03	3.67	0.91	0.02	1.72	0.84
0.74	0.01	1.70	0.93	0.05	5.53	0.85	0.02	2.45	0.84
0.86	0.07	8.29	#DIV/0!	####	####	0.82	0.05	6.05	0.84
0.91	0.01	1.18	0.84	0.04	5.23	0.78	0.04	4.75	0.84
0.79	0.03	3.61	0.94	0.04	4.24	0.80	0.04	4.45	0.84
0.91	0.06	6.69	0.77	0.02	2.95	0.86	0.02	2.08	0.85
0.74	0.06	8.80	#DIV/0!	####	####	0.96	0.06	5.93	0.85
0.91	0.05	5.00	#DIV/0!	####	####	0.79	0.05	6.37	0.85
0.63	0.01	1.77	0.95	0.03	3.28	0.96	0.06	5.99	0.85
0.84	0.08	9.81	0.93	0.13	####	0.77	0.07	8.95	0.85
1.03	0.09	9.12	0.73	0.06	8.59	0.79	0.08	###	0.85
0.85	0.09	###	0.85	0.01	1.49	0.86	0.04	4.79	0.85
0.80	0.03	3.40	0.82	0.01	1.31	0.95	0.03	3.19	0.86
0.92	0.08	8.48	0.83	0.04	4.92	0.82	0.04	4.55	0.86
0.88	0.03	2.93	0.81	0.04	4.82	0.89	0.02	2.16	0.86
0.80	0.03	3.87	0.81	0.09	####	0.97	0.09	9.28	0.86
0.86	0.00	0.42	0.80	0.02	2.36	0.92	0.05	5.74	0.86
0.86	0.01	1.45	0.79	0.03	3.62	0.93	0.06	6.53	0.86
0.91	0.12	###	0.96	0.11	####	0.73	0.03	3.80	0.87
0.88	0.02	2.16	0.84	0.07	8.14	0.89	0.02	2.11	0.87
0.90	0.06	6.53	0.83	0.02	2.66	0.88	0.04	4.95	0.87
0.84	0.03	3.55	0.95	0.04	3.97	0.82	0.02	2.65	0.87
0.80	0.06	7.59	0.91	0.03	3.42	0.91	0.02	1.94	0.87
0.93	0.04	4.31	0.85	0.03	3.96	0.84	0.02	2.68	0.87
0.82	0.04	4.71	0.90	0.04	4.99	0.91	0.06	6.78	0.87
0.94	0.07	7.88	0.83	0.04	4.76	0.87	0.05	6.27	0.88
0.98	0.02	1.64	0.82	0.05	6.28	0.84	0.07	8.16	0.88
0.87	0.07	7.72	#DIV/0!	####	####	0.89	0.07	7.33	0.88
0.99	0.08	7.59	#DIV/0!	####	####	0.78	0.03	4.14	0.88
0.95	0.04	3.80	0.77	0.04	4.95	0.93	0.04	4.18	0.88
0.77	0.04	4.72	0.92	0.10	####	0.97	0.10	9.96	0.89
0.98	0.07	6.73	0.76	0.02	3.07	0.92	0.01	1.58	0.89
0.70	0.02	3.45	1.14	0.04	3.71	0.83	0.05	5.53	0.89

0.76	0.09	###	1.06	0.11	9.96	0.85	0.02	1.91	0.89
0.79	0.02	2.00	0.97	0.03	3.18	0.92	0.03	3.45	0.89
0.97	0.07	7.45	#DIV/0!	####	####	0.83	0.10	###	0.90
0.82	0.04	5.42	0.92	0.03	2.85	0.96	0.04	4.44	0.90
0.85	0.02	2.88	0.90	0.02	2.08	0.96	0.04	4.30	0.90
0.87	0.07	8.57	0.98	0.12	####	0.87	0.07	8.08	0.90
0.90	0.05	5.24	1.01	0.05	4.97	0.81	0.03	3.71	0.91
0.96	0.02	2.29	0.89	0.05	5.42	0.87	0.02	2.02	0.91
0.86	0.04	4.86	0.92	0.04	4.12	0.94	0.04	4.36	0.91
0.84	0.04	5.22	0.90	0.08	8.69	0.99	0.05	4.66	0.91
0.90	0.04	3.99	0.93	0.04	3.83	#DIV/0!	###	###	0.91
0.83	0.03	3.70	0.92	0.05	5.72	1.00	0.04	4.47	0.92
0.80	0.11	###	1.26	0.09	7.08	0.70	0.03	4.82	0.92
0.90	0.02	1.96	1.01	0.04	4.30	0.85	0.04	4.13	0.92
#DIV/0!	####	###	0.89	0.05	5.45	0.95	0.02	1.78	0.92
#DIV/0!	####	###	1.04	0.09	8.41	0.80	0.03	3.90	0.92
0.87	0.04	4.44	0.88	0.03	3.69	1.01	0.11	###	0.92
0.91	0.04	3.96	0.93	0.02	2.68	0.92	0.04	4.17	0.92
1.09	0.10	8.93	0.76	0.08	####	#DIV/0!	###	###	0.92
0.96	0.03	3.52	0.85	0.04	5.01	0.97	0.06	5.89	0.92
1.07	0.06	5.35	0.78	0.04	5.27	#DIV/0!	###	###	0.93
0.81	0.03	3.10	0.86	0.04	4.26	1.11	0.03	2.31	0.93
0.87	0.03	3.41	0.88	0.04	4.77	1.04	0.03	2.89	0.93
0.80	0.07	8.91	0.91	0.05	5.37	1.10	0.07	6.38	0.94
0.96	0.06	6.56	0.92	0.02	2.05	0.93	0.01	1.49	0.94
1.01	0.05	4.80	0.88	0.06	7.33	0.93	0.03	3.19	0.94
0.87	0.05	5.63	0.92	0.03	3.28	1.02	0.01	1.47	0.94
0.96	0.03	2.94	0.96	0.03	2.75	0.90	0.05	5.62	0.94
0.96	0.04	3.80	0.84	0.02	1.88	1.02	0.10	###	0.94
1.09	0.09	8.24	0.85	0.07	7.70	0.89	0.02	1.72	0.94
1.00	0.11	###	0.84	0.02	2.23	0.99	0.04	3.86	0.94
0.75	0.02	2.13	0.99	0.04	4.04	1.08	0.06	5.19	0.94
0.80	0.06	8.00	0.92	0.04	4.58	1.10	0.04	4.04	0.94
0.97	0.05	5.54	0.91	0.02	2.64	#DIV/0!	###	###	0.94
#DIV/0!	####	###	0.97	0.02	2.51	0.92	0.03	2.90	0.95
1.00	0.03	3.35	0.93	0.05	5.00	0.91	0.05	5.85	0.95
0.89	0.02	1.80	0.94	0.02	1.63	1.01	0.02	2.15	0.95
1.02	0.05	4.70	0.85	0.03	3.52	0.98	0.06	6.21	0.95
0.98	0.05	5.41	0.93	0.01	1.43	0.94	0.05	5.70	0.95
0.89	0.02	1.91	0.87	0.05	5.60	1.10	0.03	2.29	0.95
1.00	0.05	4.89	0.91	0.03	3.10	#DIV/0!	###	###	0.95
#DIV/0!	####	###	0.86	0.15	####	1.05	0.14	###	0.96
0.92	0.04	4.33	0.93	0.02	2.13	1.01	0.06	5.43	0.96
0.95	0.02	2.09	1.06	0.06	6.01	0.87	0.07	7.71	0.96
0.85	0.03	3.99	#DIV/0!	####	####	1.08	0.10	9.64	0.96
1.04	0.07	6.80	1.04	0.14	####	0.81	0.06	6.79	0.96
0.83	0.02	2.42	1.18	0.03	2.44	0.90	0.02	2.10	0.97
0.93	0.02	2.41	0.89	0.04	4.39	1.10	0.06	5.42	0.98
0.89	0.03	3.76	1.28	0.05	3.72	0.76	0.07	9.40	0.98
1.01	0.10	###	0.88	0.05	5.52	1.04	0.03	2.50	0.98
1.01	0.02	1.91	0.91	0.03	3.68	1.03	0.04	3.42	0.98
0.92	0.02	2.02	1.03	0.02	2.36	0.99	0.03	3.17	0.98
0.88	0.06	6.77	1.28	0.08	6.31	0.79	0.05	6.43	0.98
1.02	0.11	###	0.92	0.05	5.28	1.02	0.09	8.69	0.99
0.80	0.04	5.57	1.18	0.17	####	#DIV/0!	###	###	0.99
0.82	0.22	###	0.90	0.06	6.32	1.25	0.14	###	0.99
1.10	0.02	1.89	1.00	0.02	2.49	0.87	0.04	4.61	0.99
0.93	0.05	5.43	1.03	0.02	2.31	1.03	0.02	1.66	1.00

1.00 0.04 3.58	1.04 0.04 3.56	0.96 0.03 2.67	1.00
#DIV/0! ##### ###	0.99 0.11 #####	1.01 0.02 2.25	1.00
0.97 0.02 1.78	1.03 0.04 3.40	1.02 0.05 5.18	1.00
1.10 0.05 4.19	0.91 0.03 3.58	1.01 0.01 1.27	1.01
0.97 0.03 3.03	#DIV/0! ##### #####	1.05 0.03 2.73	1.01
0.92 0.01 0.97	1.02 0.06 6.08	1.09 0.02 1.89	1.01
0.86 0.04 5.06	1.07 0.03 2.94	1.12 0.06 4.98	1.02
#DIV/0! ##### ###	1.13 0.06 5.23	0.91 0.02 2.73	1.02
1.00 0.06 6.09	1.00 0.05 4.86	1.06 0.04 4.04	1.02
1.08 0.04 3.55	0.90 0.05 5.14	1.07 0.03 3.01	1.02
0.79 0.02 2.83	1.26 0.10 7.55	#DIV/0! ### ##	1.02
0.93 0.03 2.73	#DIV/0! ##### #####	1.13 0.05 4.15	1.03
1.04 0.03 2.94	1.16 0.25 #####	0.90 0.09 ###	1.03
0.84 0.05 5.46	1.25 0.07 5.66	1.01 0.04 3.93	1.03
1.00 0.07 7.27	1.16 0.25 #####	0.96 0.09 8.97	1.04
0.77 0.10 ###	1.14 0.02 1.67	1.21 0.07 6.01	1.04
1.05 0.05 4.76	1.08 0.06 5.97	0.99 0.03 2.71	1.04
1.09 0.06 5.24	0.95 0.03 3.43	1.09 0.01 0.84	1.04
0.85 0.05 5.56	1.24 0.05 3.65	#DIV/0! ### ##	1.04
1.12 0.03 3.08	1.05 0.04 3.57	0.97 0.03 3.46	1.05
0.97 0.05 4.98	1.01 0.05 4.83	1.16 0.05 4.62	1.05
1.10 0.07 6.76	1.10 0.07 5.96	0.93 0.04 3.94	1.05
0.97 0.06 6.04	1.22 0.08 6.63	0.95 0.11 ###	1.05
1.08 0.02 1.99	1.00 0.04 4.28	1.07 0.05 4.46	1.05
0.98 0.01 1.36	1.08 0.01 1.13	1.08 0.04 3.38	1.05
1.03 0.10 9.34	0.94 0.15 #####	1.17 0.04 3.32	1.05
0.97 0.01 0.80	1.09 0.06 5.32	1.09 0.05 4.48	1.05
1.03 0.04 3.55	1.00 0.03 3.16	1.12 0.01 1.03	1.05
0.99 0.05 5.34	1.00 0.04 4.21	1.17 0.03 2.51	1.05
1.05 0.06 5.42	1.07 0.03 2.86	1.04 0.04 3.63	1.05
1.11 0.09 8.26	0.97 0.06 5.67	1.09 0.07 6.27	1.06
1.08 0.04 3.73	0.99 0.03 3.00	1.12 0.03 2.53	1.06
1.00 0.04 4.08	1.20 0.02 2.04	0.99 0.04 3.63	1.06
1.10 0.06 5.28	1.04 0.05 4.85	1.05 0.05 4.42	1.06
1.16 0.03 2.73	1.04 0.13 #####	1.01 0.11 ###	1.07
1.19 0.05 4.37	1.09 0.06 5.24	0.92 0.03 3.44	1.07
1.18 0.02 2.01	#DIV/0! ##### #####	0.95 0.05 5.74	1.07
1.17 0.04 3.71	1.04 0.03 2.68	1.00 0.03 3.50	1.07
1.39 0.19 ###	0.91 0.06 6.33	0.91 0.03 3.74	1.07
1.14 0.09 8.07	0.97 0.04 3.89	1.11 0.03 2.73	1.07
1.23 0.05 4.22	#DIV/0! ##### #####	0.92 0.06 6.87	1.07
0.88 0.03 3.20	1.31 0.04 2.72	1.05 0.04 3.79	1.08
1.00 0.05 4.63	1.22 0.02 1.96	1.01 0.02 1.85	1.08
1.12 0.00 0.23	#DIV/0! ##### #####	1.05 0.03 3.21	1.08
1.28 0.02 1.37	0.92 0.12 #####	1.06 0.06 5.30	1.09
1.25 0.11 9.10	#DIV/0! ##### #####	0.93 0.06 6.64	1.09
1.21 0.08 6.24	1.11 0.13 #####	0.95 0.04 4.72	1.09
1.16 0.08 7.07	1.04 0.06 5.58	1.09 0.04 3.96	1.10
1.11 0.09 8.01	#DIV/0! ##### #####	1.09 0.14 ###	1.10
1.06 0.04 3.99	1.11 0.03 2.74	1.14 0.03 2.91	1.10
1.15 0.03 2.27	1.09 0.07 6.07	1.06 0.02 2.24	1.10
1.00 0.08 7.96	1.04 0.06 5.82	1.26 0.15 ###	1.10
1.10 0.19 ###	1.04 0.01 1.36	1.17 0.06 5.00	1.10
1.07 0.04 3.89	1.02 0.04 3.92	1.22 0.05 4.38	1.11
1.20 0.07 5.89	0.96 0.05 5.63	1.16 0.04 3.79	1.11
1.15 0.03 2.92	1.12 0.06 5.08	1.06 0.06 5.35	1.11
1.45 0.22 ###	#DIV/0! ##### #####	0.77 0.05 6.40	1.11
1.24 0.10 8.08	0.98 0.04 4.20	#DIV/0! ### ##	1.11

1.16	0.05	3.91	1.04	0.06	6.13	1.13	0.02	1.50	1.11
1.15	0.03	2.51	1.05	0.02	2.05	1.14	0.04	3.45	1.11
0.90	0.02	2.56	1.53	0.04	2.32	0.92	0.03	2.93	1.12
1.13	0.04	3.12	#DIV/0!	#####		1.11	0.11	9.93	1.12
1.15	0.02	1.91	#DIV/0!	#####		1.08	0.10	9.40	1.12
#DIV/0!	####	###	1.34	0.07	5.37	0.90	0.07	7.36	1.12
1.02	0.02	1.68	#DIV/0!	#####		1.21	0.05	4.07	1.12
1.09	0.18	###	1.22	0.24	#####	1.06	0.03	2.98	1.12
1.21	0.08	6.69	1.07	0.03	2.74	1.09	0.05	4.42	1.12
1.10	0.11	###	1.15	0.09	7.51	1.12	0.02	1.84	1.12
1.09	0.10	9.17	#DIV/0!	#####		1.16	0.01	1.18	1.12
1.15	0.02	1.57	1.06	0.06	5.52	1.17	0.04	3.12	1.13
1.12	0.11	9.47	1.10	0.00	0.34	1.17	0.06	4.77	1.13
1.25	0.32	###	1.05	0.18	#####	1.10	0.03	3.04	1.13
1.34	0.10	7.18	0.90	0.05	5.74	1.16	0.06	5.04	1.14
1.12	0.04	3.66	1.14	0.07	6.20	1.15	0.00	0.28	1.14
1.13	0.06	5.15	1.10	0.07	5.94	1.19	0.07	5.91	1.14
1.13	0.08	7.33	1.15	0.09	7.48	#DIV/0!	###	###	1.14
1.10	0.13	###	1.07	0.05	4.98	1.26	0.12	9.40	1.14
1.24	0.14	###	#DIV/0!	#####		1.05	0.07	6.28	1.14
#DIV/0!	####	###	1.27	0.23	#####	1.04	0.12	###	1.15
0.93	0.03	2.76	1.57	0.05	3.41	0.97	0.03	2.89	1.15
1.07	0.06	5.65	1.17	0.06	5.25	1.23	0.04	3.42	1.16
1.18	0.07	5.98	1.11	0.05	4.64	1.19	0.13	###	1.16
1.58	0.31	###	0.99	0.08	8.50	0.90	0.05	5.27	1.16
1.32	0.09	7.18	#DIV/0!	#####		1.01	0.03	2.68	1.16
#DIV/0!	####	###	1.15	0.02	1.62	1.19	0.12	9.81	1.17
1.21	0.06	5.29	1.07	0.05	4.60	1.23	0.06	4.93	1.17
1.40	0.06	4.60	0.88	0.04	4.45	1.22	0.08	6.55	1.17
#DIV/0!	####	###	1.07	0.14	#####	1.27	0.19	###	1.17
1.17	0.06	4.75	1.18	0.05	4.43	#DIV/0!	###	###	1.17
0.90	0.02	2.20	1.18	0.02	1.74	1.43	0.06	4.41	1.17
1.11	0.06	5.42	1.31	0.05	3.56	1.11	0.02	1.71	1.17
1.16	0.08	6.58	1.28	0.04	3.20	1.09	0.06	5.72	1.18
1.46	0.15	###	1.11	0.01	1.15	0.98	0.02	2.18	1.18
1.41	0.09	6.67	0.90	0.13	#####	1.23	0.10	8.49	1.18
#DIV/0!	####	###	1.19	0.16	#####	1.18	0.10	8.10	1.18
1.05	0.10	9.46	1.01	0.01	0.80	1.49	0.17	###	1.18
1.28	0.08	6.46	1.27	0.05	3.78	1.01	0.03	3.46	1.19
1.03	0.03	3.01	1.40	0.12	8.81	1.13	0.04	3.86	1.19
1.14	0.06	5.16	1.17	0.06	4.78	1.25	0.04	3.45	1.19
1.22	0.02	1.75	1.17	0.04	3.18	1.19	0.08	7.07	1.20
0.99	0.04	4.47	1.27	0.07	5.47	1.37	0.12	8.46	1.21
1.39	0.10	7.25	1.16	0.04	3.29	1.08	0.09	8.30	1.21
1.14	0.07	6.34	1.11	0.02	1.54	1.39	0.13	9.13	1.21
0.95	0.06	6.19	1.58	0.13	7.93	1.10	0.05	4.91	1.21
1.24	0.06	4.99	1.05	0.11	#####	1.34	0.12	9.13	1.21
1.33	0.07	5.46	1.14	0.05	4.00	1.17	0.07	5.74	1.21
1.45	0.10	6.84	1.05	0.13	#####	1.14	0.05	4.80	1.21
#DIV/0!	####	###	1.19	0.12	9.86	1.24	0.02	1.44	1.22
1.03	0.07	6.54	1.49	0.10	6.96	1.13	0.03	2.26	1.22
1.20	0.17	###	#DIV/0!	#####		1.24	0.05	4.42	1.22
1.23	0.09	7.11	1.23	0.03	2.39	1.20	0.02	1.49	1.22
1.02	0.04	4.13	1.50	0.09	5.69	1.15	0.02	2.15	1.22
1.46	0.08	5.75	1.14	0.05	4.11	1.07	0.02	2.28	1.22
1.45	0.04	3.04	1.07	0.03	2.54	1.17	0.03	2.85	1.23
1.12	0.12	###	1.14	0.05	4.57	1.43	0.06	4.27	1.23
1.43	0.09	6.44	1.16	0.16	#####	1.11	0.13	###	1.23

1.24	0.06	4.99	1.16	0.07	5.97	1.32	0.04	2.87	1.24
1.25	0.04	2.93	1.22	0.08	6.54	1.25	0.02	1.99	1.24
1.12	0.06	5.42	1.33	0.14	####	1.27	0.28	###	1.24
1.60	0.09	5.68	1.19	0.09	7.22	0.94	0.01	1.48	1.24
1.15	0.05	4.66	1.34	0.10	7.15	1.24	0.06	4.84	1.24
1.35	0.06	4.44	1.13	0.05	4.52	1.25	0.07	5.61	1.24
#DIV/0!	####	###	1.24	0.09	7.56	1.27	0.09	6.81	1.25
#DIV/0!	####	###	1.24	0.06	4.57	1.27	0.09	7.26	1.25
1.15	0.06	5.51	1.37	0.03	1.90	1.25	0.02	1.26	1.26
1.04	0.11	###	1.00	0.01	1.20	1.74	0.21	###	1.26
1.29	0.17	###	1.25	0.09	6.85	#DIV/0!	###	###	1.27
1.55	0.23	###	1.11	0.03	2.84	1.15	0.03	2.80	1.27
1.28	0.09	6.83	1.23	0.05	3.74	1.30	0.06	4.59	1.27
1.26	0.04	2.97	1.21	0.06	4.71	1.36	0.06	4.71	1.28
1.40	0.12	8.41	#DIV/0!	####	####	1.16	0.05	4.29	1.28
1.26	0.03	2.55	1.34	0.03	1.95	1.26	0.02	1.81	1.28
#DIV/0!	####	###	1.34	0.13	9.44	1.23	0.06	4.98	1.29
1.16	0.14	###	#DIV/0!	####	####	1.42	0.06	4.49	1.29
1.28	0.05	3.57	1.34	0.03	2.37	1.30	0.05	3.74	1.30
1.60	0.04	2.73	1.25	0.09	7.33	1.08	0.03	3.07	1.31
1.38	0.02	1.48	1.30	0.06	4.81	1.26	0.05	4.20	1.31
#DIV/0!	####	###	1.30	0.04	3.39	1.33	0.05	3.65	1.32
1.33	0.03	2.46	1.32	0.06	4.28	1.31	0.08	6.24	1.32
1.00	0.03	2.83	1.87	0.06	3.36	1.09	0.02	1.76	1.32
1.59	0.17	###	1.48	0.12	8.00	0.89	0.03	3.85	1.32
1.22	0.04	3.51	1.34	0.10	7.52	1.46	0.14	9.55	1.34
1.19	0.07	6.23	#DIV/0!	####	####	1.49	0.08	5.44	1.34
1.27	0.22	###	1.59	0.07	4.45	1.19	0.05	4.18	1.35
1.64	0.10	5.95	#DIV/0!	####	####	1.07	0.06	5.67	1.36
1.48	0.06	4.39	1.25	0.08	6.12	1.34	0.10	7.74	1.36
1.53	0.07	4.43	1.23	0.03	2.16	1.34	0.03	2.50	1.37
#DIV/0!	####	###	1.51	0.13	8.71	1.24	0.04	3.00	1.37
1.30	0.03	2.65	1.34	0.02	1.47	1.48	0.03	2.12	1.38
1.46	0.09	6.01	1.35	0.04	2.76	1.32	0.09	6.52	1.38
1.48	0.06	4.35	1.27	0.03	2.25	1.38	0.03	1.86	1.38
1.63	0.12	7.44	1.85	0.06	3.32	0.65	0.05	8.02	1.38
1.56	0.06	4.06	1.31	0.04	2.72	1.27	0.01	1.02	1.38
1.62	0.11	6.53	0.82	0.07	8.55	1.69	0.04	2.27	1.38
1.46	0.06	3.99	1.45	0.06	4.02	1.24	0.02	1.76	1.38
1.39	0.06	4.51	1.34	0.04	3.06	1.42	0.05	3.39	1.38
1.27	0.07	5.90	1.51	0.11	7.32	1.40	0.02	1.60	1.40
#DIV/0!	####	###	1.71	0.25	####	1.10	0.04	3.34	1.40
1.72	0.17	9.72	#DIV/0!	####	####	1.09	0.10	9.08	1.40
1.60	0.26	###	1.27	0.08	6.49	1.37	0.04	3.06	1.41
1.35	0.07	4.87	1.36	0.10	7.31	1.54	0.09	5.63	1.42
1.48	0.08	5.20	1.35	0.06	4.19	1.42	0.10	6.88	1.42
1.46	0.07	4.48	1.21	0.06	4.66	1.61	0.04	2.33	1.43
1.79	0.13	7.43	1.29	0.05	4.02	1.20	0.06	4.73	1.43
1.70	0.06	3.52	1.49	0.07	4.38	1.14	0.05	4.57	1.44
1.29	0.09	6.63	1.26	0.03	2.59	1.83	0.18	9.90	1.46
1.48	0.09	5.82	#DIV/0!	####	####	1.46	0.12	8.40	1.47
1.58	0.08	5.29	1.65	0.05	2.90	1.18	0.08	6.52	1.47

1.61	0.15	9.61		1.53	0.11	7.06		1.29	0.07	5.18		1.48
1.62	0.34	###	#DIV/0!	####	####			1.42	0.05	3.58		1.52
2.05	0.13	6.19		1.53	0.04	2.88		1.13	0.03	2.28		1.57
1.32	0.04	3.28		1.85	0.04	2.01		1.56	0.05	3.41		1.58
2.45	0.27	###		1.87	0.16	8.49		0.57	0.05	9.54		1.63
2.32	0.20	8.82		1.27	0.08	6.19		1.37	0.11	7.90		1.65
2.47	0.29	###		1.25	0.07	5.88		1.26	0.07	5.76		1.66
1.85	0.27	###		1.49	0.12	8.35		1.93	0.22	###		1.76
2.45	0.22	8.94		1.59	0.06	3.57		1.31	0.11	8.64		1.78
2.47	0.16	6.40		1.46	0.04	3.07		1.60	0.05	3.25		1.84
8.77	3.96	###	#DIV/0!	####	####			1.49	0.09	6.16		5.13
0.33	0.01	2.91	#DIV/0!	####	####	#DIV/0!	###	###		#DIV/0!		
0.67	0.22	###	#DIV/0!	####	####	#DIV/0!	###	###		#DIV/0!		
0.68	0.01	1.10	#DIV/0!	####	####	#DIV/0!	###	###		#DIV/0!		
0.73	0.05	6.59	#DIV/0!	####	####	#DIV/0!	###	###		#DIV/0!		
0.75	0.04	5.02	#DIV/0!	####	####	#DIV/0!	###	###		#DIV/0!		
0.81	0.03	3.88	#DIV/0!	####	####	#DIV/0!	###	###		#DIV/0!		
0.82	0.15	###	#DIV/0!	####	####	#DIV/0!	###	###		#DIV/0!		
0.82	0.04	5.33	#DIV/0!	####	####	#DIV/0!	###	###		#DIV/0!		
0.82	0.06	7.32	#DIV/0!	####	####	#DIV/0!	###	###		#DIV/0!		
0.96	0.04	4.28	#DIV/0!	####	####	#DIV/0!	###	###		#DIV/0!		
0.98	0.07	7.29	#DIV/0!	####	####	#DIV/0!	###	###		#DIV/0!		
1.02	0.08	7.44	#DIV/0!	####	####	#DIV/0!	###	###		#DIV/0!		
1.03	0.04	3.98	#DIV/0!	####	####	#DIV/0!	###	###		#DIV/0!		
1.03	0.09	8.58	#DIV/0!	####	####	#DIV/0!	###	###		#DIV/0!		
1.05	0.16	###	#DIV/0!	####	####	#DIV/0!	###	###		#DIV/0!		
1.10	0.08	7.27	#DIV/0!	####	####	#DIV/0!	###	###		#DIV/0!		
1.13	0.05	4.28	#DIV/0!	####	####	#DIV/0!	###	###		#DIV/0!		
1.13	0.27	###	#DIV/0!	####	####	#DIV/0!	###	###		#DIV/0!		
1.14	0.22	###	#DIV/0!	####	####	#DIV/0!	###	###		#DIV/0!		
1.15	0.06	4.82	#DIV/0!	####	####	#DIV/0!	###	###		#DIV/0!		
1.16	0.09	7.68	#DIV/0!	####	####	#DIV/0!	###	###		#DIV/0!		
1.16	0.08	6.76	#DIV/0!	####	####	#DIV/0!	###	###		#DIV/0!		
1.19	0.19	###	#DIV/0!	####	####	#DIV/0!	###	###		#DIV/0!		
1.21	0.06	5.16	#DIV/0!	####	####	#DIV/0!	###	###		#DIV/0!		
1.25	0.01	0.60	#DIV/0!	####	####	#DIV/0!	###	###		#DIV/0!		
1.25	0.02	1.39	#DIV/0!	####	####	#DIV/0!	###	###		#DIV/0!		
1.25	0.15	###	#DIV/0!	####	####	#DIV/0!	###	###		#DIV/0!		
1.26	0.18	###	#DIV/0!	####	####	#DIV/0!	###	###		#DIV/0!		
1.29	0.26	###	#DIV/0!	####	####	#DIV/0!	###	###		#DIV/0!		
1.29	0.03	1.96	#DIV/0!	####	####	#DIV/0!	###	###		#DIV/0!		
1.31	0.09	6.78	#DIV/0!	####	####	#DIV/0!	###	###		#DIV/0!		
1.32	0.22	###	#DIV/0!	####	####	#DIV/0!	###	###		#DIV/0!		
1.34	0.31	###	#DIV/0!	####	####	#DIV/0!	###	###		#DIV/0!		
1.36	0.21	###	#DIV/0!	####	####	#DIV/0!	###	###		#DIV/0!		
1.36	0.07	5.13	#DIV/0!	####	####	#DIV/0!	###	###		#DIV/0!		
1.39	0.05	3.50	#DIV/0!	####	####	#DIV/0!	###	###		#DIV/0!		
1.43	0.02	1.71	#DIV/0!	####	####	#DIV/0!	###	###		#DIV/0!		
1.47	0.13	9.08	#DIV/0!	####	####	#DIV/0!	###	###		#DIV/0!		
1.48	0.15	9.94	#DIV/0!	####	####	#DIV/0!	###	###		#DIV/0!		
1.51	0.09	6.27	#DIV/0!	####	####	#DIV/0!	###	###		#DIV/0!		
1.59	0.20	###	#DIV/0!	####	####	#DIV/0!	###	###		#DIV/0!		
1.61	0.12	7.24	#DIV/0!	####	####	#DIV/0!	###	###		#DIV/0!		
1.68	0.35	###	#DIV/0!	####	####	#DIV/0!	###	###		#DIV/0!		
1.70	0.22	###	#DIV/0!	####	####	#DIV/0!	###	###		#DIV/0!		
2.31	0.52	###	#DIV/0!	####	####	#DIV/0!	###	###		#DIV/0!		



4.82	0.70	###	#DIV/0!	####	####	#DIV/0!	###	###	#DIV/0!
#DIV/0!	####	###		0.49	0.05	9.78	#DIV/0!	###	###
#DIV/0!	####	###		0.50	0.03	6.70	#DIV/0!	###	###
#DIV/0!	####	###		0.65	0.02	3.67	#DIV/0!	###	###
#DIV/0!	####	###		0.65	0.05	7.23	#DIV/0!	###	###
#DIV/0!	####	###		0.77	0.02	2.09	#DIV/0!	###	###
#DIV/0!	####	###		0.78	0.01	1.86	#DIV/0!	###	###
#DIV/0!	####	###		0.85	0.15	####	#DIV/0!	###	###
#DIV/0!	####	###		0.95	0.03	3.06	#DIV/0!	###	###
#DIV/0!	####	###		1.05	0.05	4.65	#DIV/0!	###	###
#DIV/0!	####	###		1.05	0.22	####	#DIV/0!	###	###
#DIV/0!	####	###		1.11	0.03	2.82	#DIV/0!	###	###
#DIV/0!	####	###		1.14	0.04	3.61	#DIV/0!	###	###
#DIV/0!	####	###		1.28	0.20	####	#DIV/0!	###	###
#DIV/0!	####	###		1.46	0.09	6.43	#DIV/0!	###	###
#DIV/0!	####	###	#DIV/0!	####	####		1.03	0.02	1.91
#DIV/0!	####	###	#DIV/0!	####	####		1.07	0.12	###
#DIV/0!	####	###	#DIV/0!	####	####		0.99	0.08	7.77
#DIV/0!	####	###	#DIV/0!	####	####		1.26	0.11	8.89
#DIV/0!	####	###	#DIV/0!	####	####		1.11	0.12	###
#DIV/0!	####	###	#DIV/0!	####	####		1.28	0.16	###
#DIV/0!	####	###	#DIV/0!	####	####		0.96	0.06	5.77
#DIV/0!	####	###	#DIV/0!	####	####		0.82	0.01	1.34
#DIV/0!	####	###	#DIV/0!	####	####		0.78	0.08	9.78
#DIV/0!	####	###	#DIV/0!	####	####		1.63	0.15	8.90
#DIV/0!	####	###	#DIV/0!	####	####		0.86	0.02	1.99
#DIV/0!	####	###	#DIV/0!	####	####		1.01	0.09	8.97
#DIV/0!	####	###	#DIV/0!	####	####		1.21	0.11	9.06
#DIV/0!	####	###	#DIV/0!	####	####		0.87	0.05	5.92
#DIV/0!	####	###	#DIV/0!	####	####		1.03	0.05	5.27
#DIV/0!	####	###	#DIV/0!	####	####		1.06	0.03	2.65
#DIV/0!	####	###	#DIV/0!	####	####		1.13	0.02	1.35
#DIV/0!	####	###	#DIV/0!	####	####		0.68	0.03	4.72
#DIV/0!	####	###	#DIV/0!	####	####		1.09	0.04	3.43
#DIV/0!	####	###	#DIV/0!	####	####		0.98	0.16	###
#DIV/0!	####	###	#DIV/0!	####	####		1.08	0.05	4.59
#DIV/0!	####	###	#DIV/0!	####	####		1.25	0.12	9.90
#DIV/0!	####	###	#DIV/0!	####	####		1.51	0.01	0.46
#DIV/0!	####	###	#DIV/0!	####	####		0.79	0.05	6.65
#DIV/0!	####	###	#DIV/0!	####	####		1.37	0.17	###
#DIV/0!	####	###	#DIV/0!	####	####		0.63	0.01	2.37
#DIV/0!	####	###	#DIV/0!	####	####		1.38	0.04	2.97
#DIV/0!	####	###	#DIV/0!	####	####		0.99	0.04	3.95
#DIV/0!	####	###	#DIV/0!	####	####		0.78	0.09	###
#DIV/0!	####	###	#DIV/0!	####	####		0.77	0.02	2.86
#DIV/0!	####	###	#DIV/0!	####	####		1.25	0.11	8.71
#DIV/0!	####	###	#DIV/0!	####	####		1.51	0.08	5.03
#DIV/0!	####	###	#DIV/0!	####	####		1.89	0.44	###
#DIV/0!	####	###	#DIV/0!	####	####		1.04	0.03	2.70
#DIV/0!	####	###	#DIV/0!	####	####		0.56	0.09	###
#DIV/0!	####	###	#DIV/0!	####	####		1.06	0.05	4.77
#DIV/0!	####	###	#DIV/0!	####	####		0.77	0.06	7.42
#DIV/0!	####	###	#DIV/0!	####	####		1.18	0.07	6.14
#DIV/0!	####	###	#DIV/0!	####	####		1.39	0.12	8.76
#DIV/0!	####	###	#DIV/0!	####	####		1.16	0.05	4.43
#DIV/0!	####	###	#DIV/0!	####	####		1.03	0.10	9.95
#DIV/0!	####	###	#DIV/0!	####	####		1.07	0.15	###
#DIV/0!	####	###	#DIV/0!	####	####		1.07	0.08	7.51



#DIV/0!	#### ###	#DIV/0!	#### #####	1.36	0.11	8.45	#DIV/0!
#DIV/0!	#### ###	#DIV/0!	#### #####	0.82	0.07	8.68	#DIV/0!
#DIV/0!	#### ###	#DIV/0!	#### #####	1.27	0.06	4.53	#DIV/0!
#DIV/0!	#### ###	#DIV/0!	#### #####	0.89	0.06	7.02	#DIV/0!
#DIV/0!	#### ###	#DIV/0!	#### #####	1.54	0.03	2.17	#DIV/0!
#DIV/0!	#### ###	#DIV/0!	#### #####	0.76	0.02	3.05	#DIV/0!
#DIV/0!	#### ###	#DIV/0!	#### #####	1.02	0.07	6.64	#DIV/0!
#DIV/0!	#### ###	#DIV/0!	#### #####	1.20	0.29	###	#DIV/0!
#DIV/0!	#### ###	#DIV/0!	#### #####	1.24	0.05	3.72	#DIV/0!
#DIV/0!	#### ###	#DIV/0!	#### #####	0.95	0.03	3.39	#DIV/0!

SD delle Medie (I/NI)	CV% delle Medie (I/NI)
0.04	9.8
0.05	9.8
0.06	12.4
0.07	12.4
0.03	6.1
0.04	7.8
0.14	24.4
0.16	27.8
0.07	12.6
0.08	13.6
0.32	53.4
0.05	7.7
0.05	8.4
0.08	13.1
0.06	10.0
0.01	1.2
0.07	11.6
0.06	9.2
0.04	6.4
0.11	16.4
0.09	13.3
0.07	9.8
0.05	7.5
0.08	10.8
0.03	4.7
0.05	7.6
0.03	4.8
0.20	28.6
0.01	1.1
0.24	33.3
0.03	4.5
0.06	7.6
0.02	2.5
0.11	15.3
0.12	16.1
0.11	15.2
0.06	7.9
0.04	5.8
0.06	8.2
0.05	6.7
0.07	8.9
0.13	17.0
0.13	17.2
0.04	5.0
0.34	45.0
0.05	6.2
0.10	12.5
0.11	14.8
0.07	9.4

0.03	3.3
0.05	6.4
0.05	6.1
0.03	3.2
0.04	4.6
0.09	11.4
0.02	2.6
0.04	5.5
0.06	7.6
0.09	11.4
0.03	4.1
0.03	3.3
0.04	4.6
0.08	10.2
0.07	8.8
0.12	14.8
0.16	19.8
0.04	5.3
0.23	27.6
0.07	8.3
0.06	7.0
0.14	17.2
0.11	13.1
0.17	20.5
0.07	8.9
0.07	8.0
0.10	11.7
0.03	4.0
0.07	7.8
0.08	9.9
0.07	8.3
0.16	18.6
0.09	10.4
0.19	21.8
0.08	9.3
0.16	18.3
0.00	0.6
0.08	9.7
0.06	6.5
0.04	5.0
0.10	11.3
0.06	7.1
0.07	8.2
0.12	13.6
0.03	3.1
0.03	4.0
0.07	7.8
0.06	6.8
0.05	5.3
0.05	5.7
0.05	6.1
0.09	9.8
0.01	1.6
0.15	17.2
0.10	11.3
0.11	12.0
0.11	12.6
0.23	25.8

0.16	17.5
0.09	10.6
0.09	10.3
0.07	8.0
0.06	6.2
0.06	7.0
0.10	11.1
0.05	5.4
0.05	5.0
0.08	8.3
0.03	2.8
0.09	9.3
0.30	32.7
0.08	8.6
0.04	4.7
0.17	18.0
0.08	8.6
0.01	1.1
0.23	24.8
0.07	7.0
0.20	22.1
0.16	17.0
0.09	9.9
0.15	16.5
0.02	2.0
0.07	7.1
0.08	8.2
0.04	4.0
0.09	9.7
0.13	13.9
0.09	9.0
0.17	18.3
0.15	16.0
0.04	4.4
0.03	3.1
0.05	5.2
0.06	6.4
0.09	9.5
0.03	2.9
0.13	13.3
0.06	6.3
0.14	14.4
0.05	5.3
0.10	10.2
0.16	16.5
0.13	13.5
0.19	19.2
0.11	11.2
0.27	28.0
0.08	8.5
0.06	6.3
0.06	6.2
0.26	26.7
0.06	6.1
0.27	27.5
0.23	23.1
0.12	11.9
0.06	6.1

0.04	4.1
0.01	1.2
0.03	3.4
0.10	9.5
0.06	6.2
0.08	8.3
0.14	13.5
0.16	15.6
0.03	3.4
0.10	9.8
0.34	32.8
0.14	13.6
0.13	12.3
0.21	19.9
0.11	10.2
0.24	22.6
0.05	4.6
0.08	7.7
0.28	26.7
0.07	7.0
0.10	9.9
0.10	9.3
0.15	14.3
0.04	4.0
0.06	5.6
0.11	10.9
0.07	6.7
0.07	6.2
0.10	9.4
0.01	1.0
0.07	7.0
0.07	6.2
0.12	10.9
0.03	2.8
0.08	7.4
0.14	12.8
0.16	15.3
0.09	8.4
0.28	26.1
0.09	8.1
0.22	20.3
0.21	19.9
0.12	11.4
0.05	5.1
0.18	16.9
0.23	21.1
0.13	12.2
0.06	5.7
0.01	0.9
0.04	3.6
0.04	3.8
0.14	12.7
0.07	6.0
0.10	9.3
0.13	11.6
0.05	4.2
0.48	43.4
0.19	16.9

0.06	5.8
0.05	4.7
0.36	32.2
0.01	1.3
0.05	4.7
0.31	27.6
0.13	11.8
0.08	7.4
0.07	6.6
0.03	2.3
0.05	4.4
0.06	5.3
0.04	3.5
0.10	9.1
0.22	19.4
0.02	1.7
0.04	3.8
0.01	1.3
0.10	8.8
0.13	11.7
0.16	14.2
0.36	31.1
0.08	7.0
0.04	3.6
0.37	31.7
0.22	19.0
0.03	2.3
0.09	7.6
0.26	22.6
0.14	12.3
0.00	0.4
0.27	22.7
0.12	9.9
0.10	8.4
0.25	21.0
0.26	21.9
0.00	0.2
0.26	22.3
0.16	13.1
0.19	15.9
0.06	5.0
0.02	2.0
0.20	16.2
0.16	13.1
0.15	12.8
0.33	27.2
0.15	12.2
0.10	8.3
0.21	17.7
0.03	2.7
0.24	19.6
0.03	2.2
0.02	1.4
0.25	20.4
0.21	17.3
0.20	16.1
0.17	14.0
0.17	14.1

0.08	6.8
0.02	1.6
0.11	9.0
0.34	27.1
0.09	7.3
0.11	8.8
0.02	1.9
0.03	2.1
0.11	8.4
0.42	33.1
0.03	2.4
0.24	19.2
0.03	2.7
0.08	6.0
0.17	13.1
0.04	3.4
0.07	5.5
0.18	14.2
0.03	2.3
0.27	20.5
0.06	4.8
0.03	2.0
0.01	0.8
0.48	36.0
0.37	28.3
0.12	9.2
0.22	16.2
0.21	15.9
0.40	29.6
0.11	8.2
0.15	11.2
0.19	13.6
0.09	6.5
0.07	5.4
0.11	7.8
0.64	46.3
0.16	11.5
0.48	35.0
0.12	9.0
0.04	2.9
0.12	8.8
0.43	30.4
0.45	32.1
0.17	12.0
0.11	7.6
0.06	4.4
0.20	14.0
0.32	22.4
0.28	19.4
0.32	22.0
0.01	1.0
0.25	17.2









E7ET40	Urokinase-type plasminogen activator chain B OS=Homo sapiens GN=	<b>0.354</b>	<b>0.329</b>	<b>0.361</b>
O60462-4	Isoform B0 of Neuropilin-2 OS=Homo sapiens GN=NRP2 - [NRP2_H	0.888	0.937	0.966
O14792	Heparan sulfate glucosamine 3-O-sulfotransferase 1 OS=Homo sapi	0.561	0.600	0.520
P05121	Plasminogen activator inhibitor 1 OS=Homo sapiens GN=SERPINE1	<b>0.523</b>	<b>0.546</b>	<b>0.590</b>
P17301	Integrin alpha-2 OS=Homo sapiens GN=ITGA2 PE=1 SV=1 - [ITA2	0.967	0.897	0.923
P13010	X-ray repair cross-complementing protein 5 OS=Homo sapiens GN=	0.664	0.662	0.643
P04259	Keratin, type II cytoskeletal 6B OS=Homo sapiens GN=KRT6B PE=1	2.595	2.715	2.387
B4E2J3	Serine protease 23 OS=Homo sapiens GN=PRSS23 PE=2 SV=1 - [B	0.530	0.558	0.531
P07339	Cathepsin D OS=Homo sapiens GN=CTSD PE=1 SV=1 - [CATD_HU	<b>0.561</b>	<b>0.561</b>	<b>0.599</b>
Q15262	Receptor-type tyrosine-protein phosphatase kappa OS=Homo sapie	0.692	0.700	0.750
P52823	Stanniocalcin-1 OS=Homo sapiens GN=STC1 PE=1 SV=1 - [STC1_H	0.475	0.469	0.475
D6RIU4	Vesicular integral-membrane protein VIP36 (Fragment) OS=Homo s	0.766	0.737	0.770
O95150-2	Isoform 2 of Tumor necrosis factor ligand superfamily member 15 (	0.399	0.387	0.392
C9JIM8	Solute carrier family 2, facilitated glucose transporter member 1 (Fragment) OS=Homo sapiens GN=SLC2A1 PE=2 SV=1 -			
Q7LFX5	Carbohydrate sulfotransferase 15 OS=Homo sapiens GN=CHST15 P	0.592	0.621	0.529
P98155-2	Isoform Short of Very low-density lipoprotein receptor OS=Homo sapiens GN=VLDLR - [VLDLR_HUMAN]			
Q96QC4	MHC class I polypeptide-related sequence A OS=Homo sapiens GN=	0.851	0.870	0.794
Q4G148-2	Isoform 2 of Glucoside xylosyltransferase 1 OS=Homo sapiens GN=GXYLT1 - [GXYLT1_HUMAN]			
P08294	Extracellular superoxide dismutase [Cu-Zn] OS=Homo sapiens GN=	<b>0.569</b>	<b>0.599</b>	<b>0.630</b>
P09603	Macrophage colony-stimulating factor 1 OS=Homo sapiens GN=CSF	0.675	0.611	0.662
H0YN42	Annexin (Fragment) OS=Homo sapiens GN=ANXA2 PE=2 SV=1 - [H	0.770	0.825	0.767
P52799	Ephrin-B2 OS=Homo sapiens GN=EFNB2 PE=1 SV=1 - [EFNB2_HUMAN]			
Q8N441	Fibroblast growth factor receptor-like 1 OS=Homo sapiens GN=FGF	0.753	0.805	0.803
P26006	Integrin alpha-3 OS=Homo sapiens GN=ITGA3 PE=1 SV=5 - [ITA3	0.727	0.894	0.652
P32004-3	Isoform 3 of Neural cell adhesion molecule L1 OS=Homo sapiens G	0.848	0.708	0.927
Q03405	Urokinase plasminogen activator surface receptor OS=Homo sapien	0.469	0.467	0.466
Q99538	Legumain OS=Homo sapiens GN=LGMN PE=1 SV=1 - [LGMN_HUM	0.557	0.571	0.503
P23352	Anosmin-1 OS=Homo sapiens GN=KAL1 PE=1 SV=3 - [KALM_HUM	0.913	1.064	0.759
P07602	Proactivator polypeptide OS=Homo sapiens GN=PSAP PE=1 SV=2 -	<b>0.666</b>	0.703	0.693
Q86SR1	Polypeptide N-acetylgalactosaminyltransferase 10 OS=Homo sapien	0.644	0.668	0.586
P28799	Granulins OS=Homo sapiens GN=GRN PE=1 SV=2 - [GRN_HUMAN]	0.725	0.763	0.633
Q8N2Q7-2	Isoform 2 of Neuroligin-1 OS=Homo sapiens GN=NLGN1 - [NLGN1_HUMAN]			
O75629	Protein CREG1 OS=Homo sapiens GN=CREG1 PE=1 SV=1 - [CREG	0.645	0.686	0.642
P05067-7	Isoform L-APP733 of Amyloid beta A4 protein OS=Homo sapiens GN=	0.717	0.664	0.766
P05556-2	Isoform Beta-1B of Integrin beta-1 OS=Homo sapiens GN=ITGB1 - [ITB1_HUMAN]			
P48745	Protein NOV homolog OS=Homo sapiens GN=NOV PE=1 SV=1 - [N	0.725	0.694	0.716
J3KMY5	Epididymal secretory protein E1 OS=Homo sapiens GN=NPC2 PE=4	0.778	0.740	0.936
Q02297-8	Isoform 8 of Pro-neuregulin-1, membrane-bound isoform OS=Homo	0.606	0.559	0.743
Q07954	Pro-low-density lipoprotein receptor-related protein 1 OS=Homo sap	0.841	0.738	0.940
P20908	Collagen alpha-1(V) chain OS=Homo sapiens GN=COL5A1 PE=1 SV	0.633	0.565	0.683
P35625	Metalloproteinase inhibitor 3 OS=Homo sapiens GN=TIMP3 PE=1 S	0.768	0.794	0.721
P08779	Keratin, type I cytoskeletal 16 OS=Homo sapiens GN=KRT16 PE=1	1.788	1.674	1.551
Q8NES3	Beta-1,3-N-acetylglucosaminyltransferase lunatic fringe OS=Homo s	0.813	0.755	0.907
Q8NCC3	Group XV phospholipase A2 OS=Homo sapiens GN=PLA2G15 PE=1	1.000	0.922	0.934
P53634	Dipeptidyl peptidase 1 OS=Homo sapiens GN=CTSC PE=1 SV=2 - [	0.519	0.511	0.575
Q13740-2	Isoform 2 of CD166 antigen OS=Homo sapiens GN=ALCAM - [CD16	0.798	0.728	0.857
Q9NPF2-2	Isoform 2 of Carbohydrate sulfotransferase 11 OS=Homo sapiens G	0.863	0.929	0.964
P22413	Ectonucleotide pyrophosphatase/phosphodiesterase family member	0.673	0.722	0.700
P48723	Heat shock 70 kDa protein 13 OS=Homo sapiens GN=HSPA13 PE=1	0.732	0.793	0.730
J3KQG4	Glucosylceramidase OS=Homo sapiens GN=GBA PE=4 SV=1 - [J3K	0.599	0.589	0.576
E9PFD9	Semaphorin-4D OS=Homo sapiens GN=SEMA4D PE=4 SV=1 - [E9PFD9_HUMAN]			
P19021-4	Isoform 4 of Peptidyl-glycine alpha-amidating monooxygenase OS=	0.852	0.822	0.780
Q11201	CMP-N-acetylneuraminate-beta-galactosamide-alpha-2,3-sialyltrans	1.633	1.649	1.251

F5H826	Nodal modulator 3 OS=Homo sapiens GN=NOMO3 PE=2 SV=1 - [F5H826_HUMAN]			
Q16769	Glutamyl-peptide cyclotransferase OS=Homo sapiens GN=QPCT PE=1 SV=1 - [QPCT_HUMAN]	0.696	0.703	0.727
Q5H9A7	Metalloproteinase inhibitor 1 OS=Homo sapiens GN=TIMP1 PE=2 SV=1 - [TIMP1_HUMAN]	0.779	0.762	0.825
O43286	Beta-1,4-galactosyltransferase 5 OS=Homo sapiens GN=B4GALT5 PE=2 SV=1 - [B4GALT5_HUMAN]			
Q9NZV1	Cysteine-rich motor neuron 1 protein OS=Homo sapiens GN=CRIM1 PE=1 SV=1 - [CRIM1_HUMAN]	0.949	0.896	0.858
P24592	Insulin-like growth factor-binding protein 6 OS=Homo sapiens GN=IGFBP6 PE=1 SV=1 - [IGFBP6_HUMAN]	0.858	0.893	0.932
Q92820	Gamma-glutamyl hydrolase OS=Homo sapiens GN=GGH PE=1 SV=1 - [GGH_HUMAN]	0.704	0.725	0.771
P09668	Pro-cathepsin H OS=Homo sapiens GN=CTSH PE=1 SV=4 - [CTSH_HUMAN]	0.797	0.775	0.769
Q86SJ2	Amphoterin-induced protein 2 OS=Homo sapiens GN=AMIGO2 PE=1 SV=1 - [AMIGO2_HUMAN]	0.731	0.658	0.670
Q9NPR2-2	Isoform 2 of Semaphorin-4B OS=Homo sapiens GN=SEMA4B - [SEMA4B_HUMAN]	0.799	0.744	0.808
P15291-2	Isoform Short of Beta-1,4-galactosyltransferase 1 OS=Homo sapiens GN=B4GALT5 - [B4GALT5_HUMAN]	0.860	0.666	0.914
Q8NBP7	Proprotein convertase subtilisin/kexin type 9 OS=Homo sapiens GN=PCSK9 PE=1 SV=1 - [PCSK9_HUMAN]	0.675	0.698	0.660
F5GZ08	Amyloid-like protein 1 OS=Homo sapiens GN=APLP1 PE=2 SV=1 - [APLP1_HUMAN]	1.080	1.121	0.910
E7EPS8	Receptor-type tyrosine-protein phosphatase mu OS=Homo sapiens GN=PTPRM PE=1 SV=1 - [PTPRM_HUMAN]	0.909	0.921	0.896
P29279	Connective tissue growth factor OS=Homo sapiens GN=CTGF PE=1 SV=1 - [CTGF_HUMAN]	0.694	0.686	0.710
P52803	Ephrin-A5 OS=Homo sapiens GN=EFNA5 PE=1 SV=1 - [EFNA5_HUMAN]			
P06280	Alpha-galactosidase A OS=Homo sapiens GN=GLA PE=1 SV=1 - [GLA_HUMAN]	0.819	0.735	0.771
O75197	Low-density lipoprotein receptor-related protein 5 OS=Homo sapiens GN=LRP5 PE=1 SV=2 - [LRP5_HUMAN]			
Q9Y2E5	Epididymis-specific alpha-mannosidase OS=Homo sapiens GN=MAN2B1 PE=1 SV=1 - [MAN2B1_HUMAN]	0.802	0.841	0.791
Q9Y5G3-2	Isoform 2 of Protocadherin gamma-B1 OS=Homo sapiens GN=PCDHGB1 - [PCDGD_HUMAN]			
O94985-2	Isoform 2 of Calsyntenin-1 OS=Homo sapiens GN=CLSTN1 - [CLSTN1_HUMAN]	0.846	0.820	0.811
Q96PX8	SLIT and NTRK-like protein 1 OS=Homo sapiens GN=SLITRK1 PE=1 SV=1 - [SLITRK1_HUMAN]	0.776	0.848	0.671
Q02742	Beta-1,3-galactosyl-O-glycosyl-glycoprotein beta-1,6-N-acetylglucosaminyltransferase OS=Homo sapiens GN=GCNT1 PE=1 SV=1 - [GCNT1_HUMAN]			
Q9Y662	Heparan sulfate glucosamine 3-O-sulfotransferase 3B1 OS=Homo sapiens GN=HS3ST3B1 PE=1 SV=1 - [HS3SB_HUMAN]			
Q13332-6	Isoform 2 of Receptor-type tyrosine-protein phosphatase S OS=Homo sapiens GN=PTPRS - [PTPRS_HUMAN]			
O14657	Torsin-1B OS=Homo sapiens GN=TOR1B PE=1 SV=2 - [TOR1B_HUMAN]	0.916	1.040	0.937
Q96B60	5'-nucleotidase OS=Homo sapiens GN=NT5E PE=2 SV=1 - [Q96B60_HUMAN]	0.851	0.989	0.785
O00300	Tumor necrosis factor receptor superfamily member 11B OS=Homo sapiens GN=TNFRSF11B PE=1 SV=1 - [TNFRSF11B_HUMAN]	1.012	0.930	0.822
Q02818	Nucleobindin-1 OS=Homo sapiens GN=NUCB1 PE=1 SV=4 - [NUCB1_HUMAN]	1.043	1.010	0.918
Q9Y6N7-6	Isoform 6 of Roundabout homolog 1 OS=Homo sapiens GN=ROBO1 - [ROBO1_HUMAN]	0.819	0.883	0.849
Q13253	Noggin OS=Homo sapiens GN=NOG PE=1 SV=1 - [NOGG_HUMAN]	0.798	0.778	0.770
Q16270-2	Isoform 2 of Insulin-like growth factor-binding protein 7 OS=Homo sapiens GN=IGFBP7 PE=1 SV=1 - [IGFBP7_HUMAN]	0.684	<b>0.637</b>	0.720
P16870-2	Isoform 2 of Carboxypeptidase E OS=Homo sapiens GN=CPE - [CPE_HUMAN]	0.711	0.709	0.698
B0YJC4	Vimentin OS=Homo sapiens GN=VIM PE=2 SV=1 - [B0YJC4_HUMAN]	0.890	0.955	0.894
Q02809	Procollagen-lysine,2-oxoglutarate 5-dioxygenase 1 OS=Homo sapiens GN=LOX PE=1 SV=1 - [LOX_HUMAN]	0.983	0.990	1.052
P42785	Lysosomal Pro-X carboxypeptidase OS=Homo sapiens GN=PRCP PE=1 SV=1 - [PRCP_HUMAN]	0.613	0.620	0.617
P07858	Cathepsin B OS=Homo sapiens GN=CTSB PE=1 SV=3 - [CATB_HUMAN]	0.922	0.837	0.947
Q14393-2	Isoform 2 of Growth arrest-specific protein 6 OS=Homo sapiens GN=GAS6 PE=1 SV=1 - [GAS6_HUMAN]	0.756	0.752	0.718
Q92743	Serine protease HTRA1 OS=Homo sapiens GN=HTRA1 PE=1 SV=1 - [HTRA1_HUMAN]	0.802	0.852	0.769
E9PG71	Ephrin type-A receptor 4 OS=Homo sapiens GN=EPHA4 PE=2 SV=1 - [EPHA4_HUMAN]	0.687	0.607	0.729
Q9NY97-2	Isoform 2 of UDP-GlcNAc:betaGal beta-1,3-N-acetylglucosaminyltransferase 2 OS=Homo sapiens GN=UGT2B37 PE=1 SV=1 - [UGT2B37_HUMAN]	0.740	0.735	0.696
Q9GZP0	Platelet-derived growth factor D OS=Homo sapiens GN=PDGFD PE=1 SV=1 - [PDGFD_HUMAN]	0.978	0.979	0.921
Q9Y4K0	Lysyl oxidase homolog 2 OS=Homo sapiens GN=LOXL2 PE=1 SV=1 - [LOXL2_HUMAN]	0.901	0.841	0.956
Q92692-2	Isoform Alpha of Poliovirus receptor-related protein 2 OS=Homo sapiens GN=PCRV2 PE=1 SV=1 - [PCRV2_HUMAN]	0.868	0.954	0.779
P01892	HLA class I histocompatibility antigen, A-2 alpha chain OS=Homo sapiens GN=HLA-A PE=1 SV=1 - [HLA-A_HUMAN]	0.980	1.004	0.966
P51884	Lumican OS=Homo sapiens GN=LUM PE=1 SV=2 - [LUM_HUMAN]	0.804	0.809	0.659
Q99574	Neuroserpin OS=Homo sapiens GN=SERPINI1 PE=1 SV=1 - [NEUSERP_HUMAN]	0.772	0.746	0.724
P12109	Collagen alpha-1(VI) chain OS=Homo sapiens GN=COL6A1 PE=1 SV=1 - [COL6A1_HUMAN]	0.843	0.942	0.948
P02533	Keratin, type I cytoskeletal 14 OS=Homo sapiens GN=KRT14 PE=1 SV=1 - [KRT14_HUMAN]	1.833	1.594	1.488
Q10469	Alpha-1,6-mannosyl-glycoprotein 2-beta-N-acetylglucosaminyltransferase OS=Homo sapiens GN=MGAT2 PE=1 SV=1 - [MGAT2_HUMAN]	0.990	0.937	0.966
B4E351	Insulin-like growth factor-binding protein 4 OS=Homo sapiens GN=IGFBP4 PE=1 SV=1 - [IGFBP4_HUMAN]	0.681	0.624	0.750
Q99523	Sortilin OS=Homo sapiens GN=SORT1 PE=1 SV=3 - [SORT_HUMAN]	0.876	0.774	0.742
Q14126	Desmoglein-2 OS=Homo sapiens GN=DSG2 PE=1 SV=2 - [DSG2_HUMAN]	0.921	0.990	0.847
Q06481	Amyloid-like protein 2 OS=Homo sapiens GN=APLP2 PE=1 SV=2 - [APLP2_HUMAN]	0.726	0.681	0.703

P10619	Lysosomal protective protein OS=Homo sapiens GN=CTSA PE=1 SV=1	0.740	0.719	0.748
P19883-2	Isoform 2 of Follistatin OS=Homo sapiens GN=FST - [FST_HUMAN]	0.873	0.913	0.906
P13284	Gamma-interferon-inducible lysosomal thiol reductase OS=Homo sapiens GN=GLI3 PE=1 SV=1	0.992	1.114	0.964
Q92187	CMP-N-acetylneuraminyl-transferase 2 OS=Homo sapiens GN=STX16 PE=1 SV=1	0.579	0.536	0.562
P07093-2	Isoform 2 of Glia-derived nexin OS=Homo sapiens GN=SERPINE2 - [SERPINE2_HUMAN]	0.960	0.837	0.942
P49767	Vascular endothelial growth factor C OS=Homo sapiens GN=VEGFC PE=1 SV=1	0.928	0.928	0.960
Q24JP5	Transmembrane protein 132A OS=Homo sapiens GN=TMEM132A PE=1 SV=1	1.228	1.134	1.408
F5H325	N-acetylgalactosamine-6-sulfatase OS=Homo sapiens GN=GALNS PE=1 SV=1	0.841	0.768	0.855
H0YN65	Carbohydrate sulfotransferase 14 OS=Homo sapiens GN=CHST14 PE=2 SV=1 - [H0YN65_HUMAN]			
Q13308-5	Isoform 5 of Inactive tyrosine-protein kinase 7 OS=Homo sapiens GN=TYROBP PE=1 SV=1	0.887	0.848	0.910
P10646	Tissue factor pathway inhibitor OS=Homo sapiens GN=TFPI PE=1 SV=1	1.268	1.173	1.177
Q9UBR2	Cathepsin Z OS=Homo sapiens GN=CTSZ PE=1 SV=1 - [CATZ_HUMAN]	0.695	0.674	0.728
P54803-4	Isoform 4 of Galactocerebrosidase OS=Homo sapiens GN=GALC - [GALC_HUMAN]	0.992	0.914	0.977
P43121	Cell surface glycoprotein MUC18 OS=Homo sapiens GN=MCAM PE=1 SV=1	1.053	1.227	1.038
P50897	Palmitoyl-protein thioesterase 1 OS=Homo sapiens GN=PPT1 PE=1 SV=1	0.666	0.627	0.626
F8W1Q3	Biotinidase OS=Homo sapiens GN=BTBD PE=2 SV=1 - [F8W1Q3_HUMAN]	0.918	0.872	0.960
O15230	Laminin subunit alpha-5 OS=Homo sapiens GN=LAMA5 PE=1 SV=8	1.079	1.104	1.130
F5GZK1	Processed exostosin-like 2 OS=Homo sapiens GN=EXTL2 PE=2 SV=1	0.940	1.019	1.050
E9PMD7	Serine/threonine-protein phosphatase (Fragment) OS=Homo sapiens GN=PPP1R12B PE=1 SV=1	1.288	1.191	1.259
Q99519	Sialidase-1 OS=Homo sapiens GN=NEU1 PE=1 SV=1 - [NEUR1_HUMAN]	0.813	0.814	0.928
Q14703	Membrane-bound transcription factor site-1 protease OS=Homo sapiens GN=MTF1 PE=1 SV=1	0.866	0.880	0.863
Q9UBG0	C-type mannose receptor 2 OS=Homo sapiens GN=MRC2 PE=1 SV=2 - [MRC2_HUMAN]			
H3BS10	Beta-hexosaminidase OS=Homo sapiens GN=HEXA PE=2 SV=1 - [HEXA_HUMAN]	0.801	0.871	0.770
D6RHI9	Ribonuclease T2 (Fragment) OS=Homo sapiens GN=RNASET2 PE=1 SV=1	0.756	0.806	0.811
P55058-3	Isoform 3 of Phospholipid transfer protein OS=Homo sapiens GN=PLTP PE=1 SV=1	0.709	0.812	0.661
Q9GZM7-3	Isoform 3 of Tubulointerstitial nephritis antigen-like OS=Homo sapiens GN=TNFRSF10B PE=1 SV=1	0.884	0.988	1.034
P00750	Tissue-type plasminogen activator OS=Homo sapiens GN=PLAT PE=1 SV=1	0.822	0.804	0.843
P98160	Basement membrane-specific heparan sulfate proteoglycan core protein 1 OS=Homo sapiens GN=HSPG2 PE=1 SV=1	1.622	1.721	1.532
Q8NFZ8	Cell adhesion molecule 4 OS=Homo sapiens GN=CADM4 PE=1 SV=1 - [CADM4_HUMAN]			
P08648	Integrin alpha-5 OS=Homo sapiens GN=ITGA5 PE=1 SV=2 - [ITA5_HUMAN]			
H0Y9C7	N(4)-(beta-N-acetylglucosaminy)-L-asparaginase (Fragment) OS=Homo sapiens GN=ASPN PE=1 SV=1	0.889	0.968	0.803
P07437	Tubulin beta chain OS=Homo sapiens GN=TUBB PE=1 SV=2 - [TUBB2B_HUMAN]	1.468	1.126	<b>1.584</b>
O75509	Tumor necrosis factor receptor superfamily member 21 OS=Homo sapiens GN=TNFRSF21 PE=1 SV=1	0.824	0.874	0.730
Q01459	Di-N-acetylchitobiase OS=Homo sapiens GN=CTBS PE=1 SV=1 - [CTBS_HUMAN]	0.771	0.780	0.806
O75503	Ceroid-lipofuscinosis neuronal protein 5 OS=Homo sapiens GN=CLN3 PE=1 SV=1	0.755	0.729	0.766
P55287-2	Isoform 2 of Cadherin-11 OS=Homo sapiens GN=CDH11 - [CAD11_HUMAN]	0.874	0.862	0.845
P11362-13	Isoform 13 of Fibroblast growth factor receptor 1 OS=Homo sapiens GN=FGFR1 - [FGFR1_HUMAN]			
P00736	Complement C1r subcomponent OS=Homo sapiens GN=C1R PE=1 SV=1	1.041	0.925	0.972
P04066	Tissue alpha-L-fucosidase OS=Homo sapiens GN=FUCA1 PE=1 SV=1	0.674	0.646	0.678
J3KNQ3	26S proteasome non-ATPase regulatory subunit 13 OS=Homo sapiens GN=PSMD13 PE=4 SV=1 - [J3KNQ3_HUMAN]			
Q9BTY2	Plasma alpha-L-fucosidase OS=Homo sapiens GN=FUCA2 PE=1 SV=1	0.806	0.777	0.882
P07996	Thrombospondin-1 OS=Homo sapiens GN=THBS1 PE=1 SV=2 - [THBS1_HUMAN]	0.901	0.877	0.930
C9JRG3	Aspartyl aminopeptidase (Fragment) OS=Homo sapiens GN=DNPEF PE=1 SV=1	1.840	1.298	1.866
P62906	60S ribosomal protein L10a OS=Homo sapiens GN=RPL10A PE=1 SV=1	1.279	1.268	1.187
Q13219	Pappalysin-1 OS=Homo sapiens GN=PAPPA PE=1 SV=3 - [PAPP1_HUMAN]			
B4DKB2	Endothelin-converting enzyme 1 OS=Homo sapiens GN=ECE1 PE=2 SV=1	0.948	0.975	0.956
P08603	Complement factor H OS=Homo sapiens GN=CFH PE=1 SV=4 - [CFH_HUMAN]	0.901	0.907	0.954
H3BLV0	Complement decay-accelerating factor (Fragment) OS=Homo sapiens GN=DAF PE=1 SV=1	1.032	1.028	0.943
Q68CR9	Aspartate--tRNA ligase, cytoplasmic OS=Homo sapiens GN=DKFZp761E0122 PE=1 SV=1	1.197	1.165	1.042
Q8WZ75-2	Isoform 2 of Roundabout homolog 4 OS=Homo sapiens GN=ROBO4 PE=1 SV=1	0.860	0.858	0.853
F5H6A3	N-sulphoglucosamine sulphohydrolase OS=Homo sapiens GN=SGSH PE=1 SV=1	1.041	1.073	1.040
P38571-2	Isoform 2 of Lysosomal acid lipase/cholesteryl ester hydrolase OS=Homo sapiens GN=LIPA PE=1 SV=1	0.825	0.770	0.821
P50895	Basal cell adhesion molecule OS=Homo sapiens GN=BCAM PE=1 SV=2 - [BCAM_HUMAN]			
O43854-2	Isoform 2 of EGF-like repeat and discoidin I-like domain-containing protein 1 OS=Homo sapiens GN=EDIL1 PE=1 SV=1	0.859	0.818	0.899

D6RF62	Phosphoribosylaminoimidazole carboxylase OS=Homo sapiens GN=PAICS PE=2 SV=1 - [D6RF62_HUMAN]			
Q9GZX9	Twisted gastrulation protein homolog 1 OS=Homo sapiens GN=TW	0.637	0.623	0.648
C9JP16	Cartilage-associated protein OS=Homo sapiens GN=CRTAP PE=2 SV=1 - [C9JP16_HUMAN]			
E7EUT4;P04406-2	Glyceraldehyde-3-phosphate dehydrogenase OS=Homo sapiens GN=	1.577	1.594	1.355
Q9Y696	Chloride intracellular channel protein 4 OS=Homo sapiens GN=CLIC4 PE=1 SV=4 - [CLIC4_HUMAN]			
B3KVK7	Methionine--tRNA ligase, cytoplasmic OS=Homo sapiens GN=MARS PE=2 SV=1 - [B3KVK7_HUMAN]			
Q9H3G5	Probable serine carboxypeptidase CPVL OS=Homo sapiens GN=CPV	0.752	0.726	0.782
J3QSU6	Tenascin OS=Homo sapiens GN=TNC PE=4 SV=1 - [J3QSU6_HUMAN]	1.028	1.055	1.155
P01130-3	Isoform 3 of Low-density lipoprotein receptor OS=Homo sapiens GN=	0.980	0.968	1.048
Q8N0V5	N-acetylglucosaminide beta-1,6-N-acetylglucosaminyl-transferase, is	1.045	0.859	0.963
O43155	Leucine-rich repeat transmembrane protein FLRT2 OS=Homo sapiens GN=	0.923	0.971	0.946
P30530-2	Isoform Short of Tyrosine-protein kinase receptor UFO OS=Homo sapiens GN=	1.072	0.996	1.110
Q6EMK4	Vasorin OS=Homo sapiens GN=VASN PE=1 SV=1 - [VASN_HUMAN]	1.051	0.949	1.049
Q9UNN8	Endothelial protein C receptor OS=Homo sapiens GN=PROCR PE=1	0.958	0.920	1.163
HOYAF8	Guanine nucleotide-binding protein subunit beta-2-like 1 (Fragment)	1.436	1.320	1.306
P60709	Actin, cytoplasmic 1 OS=Homo sapiens GN=ACTB PE=1 SV=1 - [ACTB_HUMAN]	1.103	1.126	1.161
Q14118	Dystroglycan OS=Homo sapiens GN=DAG1 PE=1 SV=2 - [DAG1_HUMAN]	0.970	0.911	0.990
O43556-3	Isoform 2 of Epsilon-sarcoglycan OS=Homo sapiens GN=SGCE - [SGCE_HUMAN]	0.866	0.823	0.874
Q8WVQ1	Soluble calcium-activated nucleotidase 1 OS=Homo sapiens GN=CANT1 PE=1 SV=1 - [CANT1_HUMAN]			
Q5W0C6	Torsin-3A (Fragment) OS=Homo sapiens GN=TOR3A PE=2 SV=1 - [Q5W0C6_HUMAN]			
P23470-2	Isoform 2 of Receptor-type tyrosine-protein phosphatase gamma OS=Homo sapiens GN=	1.013	0.948	1.041
E7EVJ3	Bifunctional heparan sulfate N-deacetylase/N-sulfotransferase 1 OS=Homo sapiens GN=	0.982	0.903	0.913
P46940	Ras GTPase-activating-like protein IQGAP1 OS=Homo sapiens GN=	1.092	0.994	1.000
Q8NHP8	Putative phospholipase B-like 2 OS=Homo sapiens GN=PLBD2 PE=1	0.835	0.887	0.809
B4E3P0	ATP-citrate synthase OS=Homo sapiens GN=ACLY PE=2 SV=1 - [ACLY_HUMAN]	1.115	1.160	1.163
Q16706	Alpha-mannosidase 2 OS=Homo sapiens GN=MAN2A1 PE=1 SV=2	1.202	1.129	1.214
P61160	Actin-related protein 2 OS=Homo sapiens GN=ACTR2 PE=1 SV=1 - [ACTR2_HUMAN]	1.204	1.207	1.161
E7EPA6	Laminin subunit beta-1 OS=Homo sapiens GN=LAMB1 PE=2 SV=1 - [E7EPA6_HUMAN]			
Q92896	Golgi apparatus protein 1 OS=Homo sapiens GN=GLG1 PE=1 SV=2	1.375	1.272	1.292
P08236	Beta-glucuronidase OS=Homo sapiens GN=GUSB PE=1 SV=2 - [GUSB_HUMAN]	0.934	0.858	0.874
B7Z729	Acid sphingomyelinase-like phosphodiesterase 3a OS=Homo sapiens GN=SMPDL3A PE=2 SV=1 - [B7Z729_HUMAN]			
B4DQH4	T-complex protein 1 subunit theta OS=Homo sapiens GN=CCT8 PE=2 SV=1 - [B4DQH4_HUMAN]			
O00754	Lysosomal alpha-mannosidase OS=Homo sapiens GN=MAN2B1 PE=1 SV=1 - [MAN2B1_HUMAN]	0.891	0.874	0.913
O00231	26S proteasome non-ATPase regulatory subunit 11 OS=Homo sapiens GN=PSMD11 PE=1 SV=3 - [PSD11_HUMAN]			
Q08380	Galectin-3-binding protein OS=Homo sapiens GN=LGALS3BP PE=1	0.820	0.793	0.894
P68363	Tubulin alpha-1B chain OS=Homo sapiens GN=TUBA1B PE=1 SV=1	1.122	1.096	1.154
P07686	Beta-hexosaminidase subunit beta OS=Homo sapiens GN=HEXB PE=1 SV=1	0.828	0.792	0.861
E9PD92	Glucose-6-phosphate 1-dehydrogenase (Fragment) OS=Homo sapiens GN=	1.345	1.107	1.373
Q92859-2	Isoform 2 of Neogenin OS=Homo sapiens GN=NEO1 - [NEO1_HUMAN]			
Q6UWP8	Suprabasin OS=Homo sapiens GN=SBSN PE=2 SV=2 - [SBSN_HUMAN]	1.175	1.134	1.171
Q12841	Follistatin-related protein 1 OS=Homo sapiens GN=FSTL1 PE=1 SV=1	0.860	0.891	0.782
Q9BZM5	NKG2D ligand 2 OS=Homo sapiens GN=ULBP2 PE=1 SV=1 - [N2DL2_HUMAN]	0.914	0.853	0.849
P14618-2	Isoform M1 of Pyruvate kinase isozymes M1/M2 OS=Homo sapiens GN=PKM - [KPYM_HUMAN]			
P00751	Complement factor B OS=Homo sapiens GN=CFB PE=1 SV=2 - [CFB_HUMAN]	0.957	0.974	0.973
Q9H1B5	Xylosyltransferase 2 OS=Homo sapiens GN=XYLT2 PE=2 SV=2 - [XYLT2_HUMAN]			
Q16610	Extracellular matrix protein 1 OS=Homo sapiens GN=ECM1 PE=1 SV=1	0.929	0.895	0.932
P26641	Elongation factor 1-gamma OS=Homo sapiens GN=EEF1G PE=1 SV=1	1.163	1.328	1.175
P11142	Heat shock cognate 71 kDa protein OS=Homo sapiens GN=HSPA8 PE=1 SV=1	1.081	1.054	1.104
Q6UX71	Plexin domain-containing protein 2 OS=Homo sapiens GN=PLXDC2 PE=1 SV=1 - [PXDC2_HUMAN]			
E9PL22	Hypoxia up-regulated protein 1 OS=Homo sapiens GN=HYOU1 PE=1 SV=1	1.130	1.023	1.058
F8VQ14	T-complex protein 1 subunit beta OS=Homo sapiens GN=CCT2 PE=1 SV=1	1.318	0.978	1.134
O00622	Protein CYR61 OS=Homo sapiens GN=CYR61 PE=1 SV=1 - [CYR61_HUMAN]	0.950	0.991	1.062
HOYAR1	Lysyl oxidase homolog 2 (Fragment) OS=Homo sapiens GN=LOXL2 PE=4 SV=1 - [HOYAR1_HUMAN]			
H0YNP1	D-glucuronyl C5-epimerase OS=Homo sapiens GN=GLCE PE=2 SV=1	0.883	1.006	1.036



O43505	N-acetyllactosaminide beta-1,3-N-acetylglucosaminyltransferase OS	0.797	0.772	0.893
Q14517	Protocadherin Fat 1 OS=Homo sapiens GN=FAT1 PE=1 SV=2 - [FA	1.123	1.120	1.125
P08238	Heat shock protein HSP 90-beta OS=Homo sapiens GN=HSP90AB1	1.028	0.983	1.002
P08195-2	Isoform 2 of 4F2 cell-surface antigen heavy chain OS=Homo sapien	1.088	1.072	1.130
P22392-2	Isoform 3 of Nucleoside diphosphate kinase B OS=Homo sapiens G	1.216	1.156	1.049
P53618	Coatomer subunit beta OS=Homo sapiens GN=COPB1 PE=1 SV=3 - [COPB_HUMAN]			
B3KTR6	Matrix-remodeling-associated protein 8 OS=Homo sapiens GN=MXF	0.906	1.002	0.889
P78539-4	Isoform 4 of Sushi repeat-containing protein SRPX OS=Homo sapie	0.880	0.820	0.882
Q08945	FACT complex subunit SSRP1 OS=Homo sapiens GN=SSRP1 PE=1 SV=1 - [SSRP1_HUMAN]			
P23526-2	Isoform 2 of Adenosylhomocysteinase OS=Homo sapiens GN=AHC	1.175	1.177	1.115
Q16394	Exostosin-1 OS=Homo sapiens GN=EXT1 PE=1 SV=2 - [EXT1_HUM	1.178	1.051	1.249
F8W1C3	Matrix metalloproteinase-19 OS=Homo sapiens GN=MMP19 PE=2 S	0.950	0.942	0.963
Q86UD1	Out at first protein homolog OS=Homo sapiens GN=OAF PE=2 SV=	0.902	0.869	0.904
D6RA82	Annexin OS=Homo sapiens GN=ANXA3 PE=2 SV=1 - [D6RA82_HUMAN]			
P11717	Cation-independent mannose-6-phosphate receptor OS=Homo sapi	1.035	1.075	1.002
E9PEP6	Protein kinase C-binding protein NELL1 OS=Homo sapiens GN=NRP	1.110	1.027	1.167
O94907	Dickkopf-related protein 1 OS=Homo sapiens GN=DKK1 PE=1 SV=	0.985	0.891	1.020
Q9BRK5	45 kDa calcium-binding protein OS=Homo sapiens GN=SDF4 PE=1	1.655	1.586	1.612
G3V0E5	Transferrin receptor (P90, CD71), isoform CRA_c OS=Homo sapien	0.946	0.951	0.901
P68104	Elongation factor 1-alpha 1 OS=Homo sapiens GN=EEF1A1 PE=1 S	1.168	1.124	1.170
P07225	Vitamin K-dependent protein S OS=Homo sapiens GN=PROS1 PE=1	1.039	1.043	1.105
H0YD13	CD44 antigen OS=Homo sapiens GN=CD44 PE=2 SV=2 - [H0YD13]	1.443	1.286	1.497
E7EU96	Casein kinase II subunit alpha OS=Homo sapiens GN=CSNK2A1 PE=2 SV=1 - [E7EU96_HUMAN]			
B4E0R6	Importin-5 OS=Homo sapiens GN=IPO5 PE=2 SV=1 - [B4E0R6_HU	1.533	1.476	1.503
O60279	Sushi domain-containing protein 5 OS=Homo sapiens GN=SUSD5 PE=1 SV=3 - [SUSD5_HUMAN]			
Q92626	Peroxidasin homolog OS=Homo sapiens GN=PXDN PE=1 SV=2 - [P	0.985	0.976	0.995
B7Z4K6	Deoxyribonuclease-2-alpha OS=Homo sapiens GN=DNASE2 PE=2 S	0.755	0.741	0.772
I3L398	Protein disulfide-isomerase (Fragment) OS=Homo sapiens GN=P4H	1.090	1.630	0.911
O00391	Sulfhydryl oxidase 1 OS=Homo sapiens GN=QSOX1 PE=1 SV=3 - [	0.988	0.926	1.074
P15151-3	Isoform Gamma of Poliovirus receptor OS=Homo sapiens GN=PVR	1.132	1.032	1.144
Q08629	Testican-1 OS=Homo sapiens GN=SPOCK1 PE=1 SV=1 - [TICN1_H	2.091	1.891	2.193
P68371	Tubulin beta-4B chain OS=Homo sapiens GN=TUBB4B PE=1 SV=1	1.613	1.899	1.551
P02765	Alpha-2-HS-glycoprotein OS=Homo sapiens GN=AHSG PE=1 SV=1	1.114	1.078	1.246
P55268	Laminin subunit beta-2 OS=Homo sapiens GN=LAMB2 PE=1 SV=2	1.083	1.126	1.036
P63104	14-3-3 protein zeta/delta OS=Homo sapiens GN=YWHAZ PE=1 SV=	0.961	1.001	1.116
O14773	Tripeptidyl-peptidase 1 OS=Homo sapiens GN=TPP1 PE=1 SV=2 -	0.834	0.788	0.836
Q5SYB0	FERM and PDZ domain-containing protein 1 OS=Homo sapiens GN=FRMPD1 PE=1 SV=1 - [FRPD1_HUMAN]			
P35442	Thrombospondin-2 OS=Homo sapiens GN=THBS2 PE=1 SV=2 - [T	1.031	0.983	1.024
H3BMA1	Mesothelin (Fragment) OS=Homo sapiens GN=MSLN PE=2 SV=2 -	1.094	1.271	1.065
P10909-3	Isoform 3 of Clusterin OS=Homo sapiens GN=CLU - [CLUS_HUMAN]	0.779	0.842	0.634
P08581	Hepatocyte growth factor receptor OS=Homo sapiens GN=MET PE=	1.148	1.108	1.177
E9PCS3	26S proteasome non-ATPase regulatory subunit 2 OS=Homo sapien	1.296	1.303	1.265
P07711	Cathepsin L1 OS=Homo sapiens GN=CTSL1 PE=1 SV=2 - [CATL1_H	0.771	0.896	0.752
P27658	Collagen alpha-1(VIII) chain OS=Homo sapiens GN=COL8A1 PE=1	1.781	1.576	1.573
O75326	Semaphorin-7A OS=Homo sapiens GN=SEMA7A PE=1 SV=1 - [SEM	0.878	0.809	0.910
P08107-2	Isoform 2 of Heat shock 70 kDa protein 1A/1B OS=Homo sapiens G	1.391	1.334	1.490
Q96L58	Beta-1,3-galactosyltransferase 6 OS=Homo sapiens GN=B3GALT6 PE=2 SV=2 - [B3GT6_HUMAN]			
O75882-3	Isoform 3 of Attractin OS=Homo sapiens GN=ATRN - [ATRN_HUMAN]			
E7ETU9	Procollagen-lysine,2-oxoglutarate 5-dioxygenase 2 OS=Homo sapie	0.921	0.931	0.914
P55283-2	Isoform 2 of Cadherin-4 OS=Homo sapiens GN=CDH4 - [CADH4_H	0.911	0.887	0.904
P60842	Eukaryotic initiation factor 4A-I OS=Homo sapiens GN=EIF4A1 PE=	1.597	1.422	1.425
P10253	Lysosomal alpha-glucosidase OS=Homo sapiens GN=GAA PE=1 SV=4 - [LYAG_HUMAN]			
Q32P28	Prolyl 3-hydroxylase 1 OS=Homo sapiens GN=LEPRE1 PE=1 SV=2	1.020	0.919	1.040
Q93063	Exostosin-2 OS=Homo sapiens GN=EXT2 PE=1 SV=1 - [EXT2_HUM	1.056	1.069	1.013

F5H3T8	Arginine--tRNA ligase, cytoplasmic OS=Homo sapiens GN=RARS PE=2 SV=1 - [F5H3T8_HUMAN]			
F8W904;P55060-4	Exportin-2 OS=Homo sapiens GN=CSE1L PE=2 SV=1 - [F8W904_HUMAN]			
Q99650-2	Isoform 2 of Oncostatin-M-specific receptor subunit beta OS=Homo sapiens GN=OSTM2 PE=2 SV=1 - [OSTM2_HUMAN]	1.203	1.203	1.238
P11047	Laminin subunit gamma-1 OS=Homo sapiens GN=LAMC1 PE=1 SV=1 - [LAMC1_HUMAN]	1.039	0.980	1.070
O00299	Chloride intracellular channel protein 1 OS=Homo sapiens GN=CLIC1 PE=2 SV=1 - [CLIC1_HUMAN]	1.312	1.404	1.811
E7EMM4	Acid ceramidase OS=Homo sapiens GN=ASAH1 PE=2 SV=1 - [E7EMM4_HUMAN]	1.079	1.134	0.990
Q9UKM7	Endoplasmic reticulum mannosyl-oligosaccharide 1,2-alpha-mannosyltransferase OS=Homo sapiens GN=MGAT2 PE=2 SV=1 - [MGAT2_HUMAN]	1.059	1.027	1.116
C9J8D4	Mannosyl-oligosaccharide glucosidase (Fragment) OS=Homo sapiens GN=MOGS PE=2 SV=1 - [C9J8D4_HUMAN]			
Q6UXH8	Collagen and calcium-binding EGF domain-containing protein 1 OS=Homo sapiens GN=CCBE1 PE=1 SV=1 - [CCBE1_HUMAN]			
P61812	Transforming growth factor beta-2 OS=Homo sapiens GN=TGFB2 PE=2 SV=1 - [TGFB2_HUMAN]	1.140	0.970	1.231
P13639	Elongation factor 2 OS=Homo sapiens GN=EEF2 PE=1 SV=4 - [EEF2_HUMAN]	1.206	1.149	1.103
HOYGW5	Low-density lipoprotein receptor-related protein 6 (Fragment) OS=Homo sapiens GN=LRP6 PE=4 SV=1 - [HOYGW5_HUMAN]			
O60568	Procollagen-lysine,2-oxoglutarate 5-dioxygenase 3 OS=Homo sapiens GN=LOXL3 PE=1 SV=1 - [LOXL3_HUMAN]	1.174	1.094	1.112
O94991	SLIT and NTRK-like protein 5 OS=Homo sapiens GN=SLITRK5 PE=2 SV=1 - [SLITRK5_HUMAN]	1.000	0.937	0.983
P10586-2	Isoform 2 of Receptor-type tyrosine-protein phosphatase F OS=Homo sapiens GN=PTN PE=2 SV=1 - [PTN_HUMAN]	1.509	1.421	1.410
Q5STU3	HLA-B associated transcript 1 OS=Homo sapiens GN=DDX39B PE=4 SV=1 - [DDX39B_HUMAN]	1.380	1.227	1.380
P26038	Moesin OS=Homo sapiens GN=MSN PE=1 SV=3 - [MOES_HUMAN]	1.164	1.333	0.899
Q09028-4	Isoform 4 of Histone-binding protein RBBP4 OS=Homo sapiens GN=RBBP4 PE=2 SV=1 - [RBBP4_HUMAN]	1.034	1.199	0.978
J3KS17	Beta-2-glycoprotein 1 (Fragment) OS=Homo sapiens GN=APOH PE=2 SV=1 - [APOH_HUMAN]	1.200	1.199	1.105
P12814	Alpha-actinin-1 OS=Homo sapiens GN=ACTN1 PE=1 SV=2 - [ACTN1_HUMAN]	1.101	1.118	0.983
Q9UM22	Mammalian ependymin-related protein 1 OS=Homo sapiens GN=EPDR1 PE=2 SV=1 - [EPDR1_HUMAN]	0.979	1.023	0.907
P07900	Heat shock protein HSP 90-alpha OS=Homo sapiens GN=HSP90AA1 PE=2 SV=1 - [HSP90AA1_HUMAN]	1.156	1.132	1.135
Q15149-7	Isoform 7 of Plectin OS=Homo sapiens GN=PLEC - [PLEC_HUMAN]	1.418	1.251	1.436
P11216	Glycogen phosphorylase, brain form OS=Homo sapiens GN=PYGB PE=2 SV=1 - [PYGB_HUMAN]	1.372	1.262	1.545
O00339-3	Isoform 3 of Matrilin-2 OS=Homo sapiens GN=MATN2 - [MATN2_HUMAN]			
P01024	Complement C3 OS=Homo sapiens GN=C3 PE=1 SV=2 - [C3_HUMAN]	0.934	1.112	0.953
Q5TCU6	Talin-1 OS=Homo sapiens GN=TLN1 PE=2 SV=1 - [Q5TCU6_HUMAN]	0.961	0.945	0.904
E9PBU3	Phosphoribosylaminoimidazolecarboxamide formyltransferase OS=Homo sapiens GN=PFY1 PE=2 SV=1 - [PFY1_HUMAN]	1.366	1.438	1.369
P16035	Metalloproteinase inhibitor 2 OS=Homo sapiens GN=TIMP2 PE=1 SV=2 - [TIMP2_HUMAN]			
P02792	Ferritin light chain OS=Homo sapiens GN=FTL PE=1 SV=2 - [FTL_HUMAN]	0.659	1.078	0.616
P25788-2	Isoform 2 of Proteasome subunit alpha type-3 OS=Homo sapiens GN=PSMA3 - [PSA3_HUMAN]			
Q76M96	Coiled-coil domain-containing protein 80 OS=Homo sapiens GN=CCDC80 PE=2 SV=1 - [CCDC80_HUMAN]	1.436	1.066	1.213
P54802	Alpha-N-acetylglucosaminidase OS=Homo sapiens GN=NAGLU PE=2 SV=1 - [NAGLU_HUMAN]	1.106	1.157	1.063
Q86YZ3	Hornerin OS=Homo sapiens GN=HRNR PE=1 SV=2 - [HORN_HUMAN]	1.166	1.145	1.105
Q6ZRP7	Sulfhydryl oxidase 2 OS=Homo sapiens GN=QSOX2 PE=1 SV=3 - [QSOX2_HUMAN]	1.297	1.148	1.214
P25786	Proteasome subunit alpha type-1 OS=Homo sapiens GN=PSMA1 PE=1 SV=1 - [PSA1_HUMAN]			
Q15008	26S proteasome non-ATPase regulatory subunit 6 OS=Homo sapiens GN=PSMD6 PE=2 SV=1 - [PSMD6_HUMAN]	1.234	1.126	1.340
HOY930	Extracellular matrix protein FRAS1 (Fragment) OS=Homo sapiens GN=FRAS1 PE=2 SV=1 - [FRAS1_HUMAN]	1.134	1.245	0.990
Q06830	Peroxiredoxin-1 OS=Homo sapiens GN=PRDX1 PE=1 SV=1 - [PRDX1_HUMAN]			
P00533-4	Isoform 4 of Epidermal growth factor receptor OS=Homo sapiens GN=EGFR PE=2 SV=1 - [EGFR_HUMAN]	1.322	1.324	1.437
P35555	Fibrillin-1 OS=Homo sapiens GN=FBN1 PE=1 SV=3 - [FBN1_HUMAN]	1.483	1.553	1.673
P04264	Keratin, type II cytoskeletal 1 OS=Homo sapiens GN=KRT1 PE=1 SV=1 - [KRT1_HUMAN]	<b>1.859</b>	<b>1.650</b>	<b>1.945</b>
P13647	Keratin, type II cytoskeletal 5 OS=Homo sapiens GN=KRT5 PE=1 SV=1 - [KRT5_HUMAN]	1.782	1.677	1.685
Q08431-2	Isoform 2 of Lactadherin OS=Homo sapiens GN=MFGE8 - [MFGM_HUMAN]	1.055	1.025	1.109
Q8WUJ3-2	Isoform 2 of Protein KIAA1199 OS=Homo sapiens GN=KIAA1199 - [K1199_HUMAN]			
O75083	WD repeat-containing protein 1 OS=Homo sapiens GN=WDR1 PE=1 SV=1 - [WDR1_HUMAN]	1.143	1.192	1.296
Q96JB6	Lysyl oxidase homolog 4 OS=Homo sapiens GN=LOXL4 PE=1 SV=1 - [LOXL4_HUMAN]			
Q14974	Importin subunit beta-1 OS=Homo sapiens GN=KPNB1 PE=1 SV=2 - [KPNB1_HUMAN]	1.283	1.500	1.459
Q9NZ08	Endoplasmic reticulum aminopeptidase 1 OS=Homo sapiens GN=EPOR1 PE=2 SV=1 - [EPOR1_HUMAN]	1.282	1.250	1.255
P28074-3	Isoform 3 of Proteasome subunit beta type-5 OS=Homo sapiens GN=PSMB5 - [PSB5_HUMAN]			
P35527	Keratin, type I cytoskeletal 9 OS=Homo sapiens GN=KRT9 PE=1 SV=1 - [KRT9_HUMAN]	1.485	1.379	<b>1.513</b>
Q8NBJ4-2	Isoform 2 of Golgi membrane protein 1 OS=Homo sapiens GN=GOA1 PE=2 SV=1 - [GOA1_HUMAN]	1.176	1.100	1.271
P15311	Ezrin OS=Homo sapiens GN=EZR PE=1 SV=4 - [EZRI_HUMAN]			
Q6UXD5-2	Isoform 2 of Seizure 6-like protein 2 OS=Homo sapiens GN=SEZ6L2 PE=2 SV=1 - [SEZ6L2_HUMAN]	1.152	1.076	1.232



Q9BQT9	Calsyntenin-3 OS=Homo sapiens GN=CLSTN3 PE=1 SV=1 - [CSTN3_HUMAN]	1.202	1.164	1.063
P49327	Fatty acid synthase OS=Homo sapiens GN=FASN PE=1 SV=3 - [FASN_HUMAN]	1.757	1.513	1.732
P35579	Myosin-9 OS=Homo sapiens GN=MYH9 PE=1 SV=4 - [MYH9_HUMAN]	1.361	1.524	1.026
F5H265	Polyubiquitin-C (Fragment) OS=Homo sapiens GN=UBC PE=2 SV=1 - [UBC_HUMAN]	1.368	1.360	1.391
Q8WX77	Insulin-like growth factor-binding protein-like 1 OS=Homo sapiens GN=IGFBP1 PE=1 SV=1 - [IGFBP1_HUMAN]	1.029	1.045	1.003
Q15046	Lysine-tRNA ligase OS=Homo sapiens GN=KARS PE=1 SV=3 - [SYK_HUMAN]			
B7Z6M1	Plastin-3 OS=Homo sapiens GN=PLS3 PE=2 SV=1 - [B7Z6M1_HUMAN]	1.023	1.030	0.965
Q00610-2	Isoform 2 of Clathrin heavy chain 1 OS=Homo sapiens GN=CLTC - [CLTC_HUMAN]	1.511	1.500	1.601
D6RAF8	Heterogeneous nuclear ribonucleoprotein D0 (Fragment) OS=Homo sapiens GN=HNRNPD PE=2 SV=1 - [D6RAF8_HUMAN]			
Q5HY54	Filamin-A OS=Homo sapiens GN=FLNA PE=2 SV=1 - [Q5HY54_HUMAN]	1.277	1.286	1.214
Q9UHL4	Dipeptidyl peptidase 2 OS=Homo sapiens GN=DPP7 PE=1 SV=3 - [DPP7_HUMAN]	1.236	0.980	1.190
P40189	Interleukin-6 receptor subunit beta OS=Homo sapiens GN=IL6ST PE=1 SV=1 - [IL6ST_HUMAN]	1.268	1.226	1.405
P04004	Vitronectin OS=Homo sapiens GN=VTN PE=1 SV=1 - [VTNC_HUMAN]	2.694	2.215	2.572
Q9UHI8	A disintegrin and metalloproteinase with thrombospondin motifs 1 OS=Homo sapiens GN=ADAMTS1 PE=1 SV=1 - [ADAMTS1_HUMAN]	1.306	1.224	1.325
P07195	L-lactate dehydrogenase B chain OS=Homo sapiens GN=LDHB PE=1 SV=1 - [LDHB_HUMAN]	<b>1.588</b>	1.427	1.445
P14618	Pyruvate kinase isozymes M1/M2 OS=Homo sapiens GN=PKM PE=1 SV=1 - [PKM_HUMAN]	1.174	1.041	1.153
P13645	Keratin, type I cytoskeletal 10 OS=Homo sapiens GN=KRT10 PE=1 SV=1 - [KRT10_HUMAN]	<b>2.590</b>	<b>2.142</b>	<b>2.805</b>
B7Z9L0	T-complex protein 1 subunit delta OS=Homo sapiens GN=CCT4 PE=2 SV=1 - [B7Z9L0_HUMAN]			
P11021	78 kDa glucose-regulated protein OS=Homo sapiens GN=HSPA5 PE=1 SV=1 - [HSPA5_HUMAN]	1.300	1.271	1.160
Q9Y6X5	Bis(5'-adenosyl)-triphosphatase ENPP4 OS=Homo sapiens GN=ENPP4 PE=1 SV=1 - [ENPP4_HUMAN]	1.411	1.430	1.519
Q9HB63-3	Isoform 3 of Netrin-4 OS=Homo sapiens GN=NTN4 - [NET4_HUMAN]			
P23284	Peptidyl-prolyl cis-trans isomerase B OS=Homo sapiens GN=PP1B PE=1 SV=1 - [PP1B_HUMAN]	1.326	1.233	1.240
Q14697	Neutral alpha-glucosidase AB OS=Homo sapiens GN=GANAB PE=1 SV=1 - [GANAB_HUMAN]	1.343	1.351	1.356
P11279	Lysosome-associated membrane glycoprotein 1 OS=Homo sapiens GN=LAMP1 PE=1 SV=1 - [LAMP1_HUMAN]	1.580	1.508	1.470
Q16363-2	Isoform 2 of Laminin subunit alpha-4 OS=Homo sapiens GN=LAMA4 - [LAMA4_HUMAN]			
E7EN95	Filamin-B OS=Homo sapiens GN=FLNB PE=2 SV=1 - [E7EN95_HUMAN]			
B7Z5J4	Carboxypeptidase A4 OS=Homo sapiens GN=CPA4 PE=2 SV=1 - [CPA4_HUMAN]	1.226	0.946	1.178
P00338	L-lactate dehydrogenase A chain OS=Homo sapiens GN=LDHA PE=1 SV=1 - [LDHA_HUMAN]	<b>1.570</b>	1.481	1.415
Q5T985	Inter-alpha-trypsin inhibitor heavy chain H2 OS=Homo sapiens GN=ITIH2 PE=1 SV=1 - [ITIH2_HUMAN]	1.147	1.076	1.234
P35908	Keratin, type II cytoskeletal 2 epidermal OS=Homo sapiens GN=KR2 PE=1 SV=1 - [KR2_HUMAN]	<b>2.496</b>	<b>2.052</b>	<b>2.457</b>
B3KTI1	Alpha-amylase 2B OS=Homo sapiens GN=AMY2B PE=2 SV=1 - [B3KTI1_HUMAN]			
Q8NBJ5	Procollagen galactosyltransferase 1 OS=Homo sapiens GN=COLGAL PE=1 SV=1 - [COLGAL_HUMAN]	1.260	1.092	1.300
B7Z7A9	Phosphoglycerate kinase OS=Homo sapiens GN=PGK1 PE=2 SV=1 - [PGK1_HUMAN]	1.560	1.429	1.547
H3BQN4	Fructose-bisphosphate aldolase OS=Homo sapiens GN=ALDOA PE=1 SV=1 - [ALDOA_HUMAN]	1.540	1.546	1.412
P55072	Transitional endoplasmic reticulum ATPase OS=Homo sapiens GN=TRAP1 PE=1 SV=1 - [TRAP1_HUMAN]	1.564	1.977	1.425
O60687	Sushi repeat-containing protein SRPX2 OS=Homo sapiens GN=SRPX2 PE=1 SV=1 - [SRPX2_HUMAN]	1.358	1.238	1.293
E7EUA9	Neuron navigator 3 OS=Homo sapiens GN=NAV3 PE=2 SV=2 - [E7EUA9_HUMAN]			
P26022	Pentraxin-related protein PTX3 OS=Homo sapiens GN=PTX3 PE=1 SV=1 - [PTX3_HUMAN]	1.415	1.312	1.457
E9PFT6	Hemoglobin subunit delta OS=Homo sapiens GN=HBD PE=2 SV=1 - [HBD_HUMAN]	1.520	2.049	1.230
F5H335	Eukaryotic translation initiation factor 3 subunit A OS=Homo sapiens GN=EIF3A PE=1 SV=1 - [EIF3A_HUMAN]	1.231	1.108	1.265
P06733	Alpha-enolase OS=Homo sapiens GN=ENO1 PE=1 SV=2 - [ENO1_HUMAN]	1.259	1.198	1.240
P22304	Iduronate 2-sulfatase OS=Homo sapiens GN=IDS PE=1 SV=1 - [IDS_HUMAN]	1.238	1.223	1.273
P15586	N-acetylglucosamine-6-sulfatase OS=Homo sapiens GN=GNS PE=1 SV=1 - [GNS_HUMAN]	1.342	1.420	1.263
F5GXQ1	35 kDa inter-alpha-trypsin inhibitor heavy chain H4 OS=Homo sapiens GN=ITIH4 PE=1 SV=1 - [ITIH4_HUMAN]	1.148	0.944	1.127
Q14563	Semaphorin-3A OS=Homo sapiens GN=SEMA3A PE=1 SV=1 - [SEMA3A_HUMAN]	0.884	0.916	0.888
F8VPD4	CAD protein OS=Homo sapiens GN=CAD PE=2 SV=1 - [F8VPD4_HUMAN]			
Q13813-3	Isoform 3 of Spectrin alpha chain, non-erythrocytic 1 OS=Homo sapiens GN=SPTAN1 - [SPTAN1_HUMAN]			
P69905	Hemoglobin subunit alpha OS=Homo sapiens GN=HBA1 PE=1 SV=2 - [HBA1_HUMAN]			
O43707	Alpha-actinin-4 OS=Homo sapiens GN=ACTN4 PE=1 SV=2 - [ACTN4_HUMAN]	1.341	1.324	1.289
P02751-17	Isoform 17 of Fibronectin OS=Homo sapiens GN=FN1 - [FNC1_HUMAN]	1.367	1.344	1.267
P10124	Serglycin OS=Homo sapiens GN=SRGN PE=1 SV=3 - [SRGN_HUMAN]	11.855	5.169	12.512
P28070	Proteasome subunit beta type-4 OS=Homo sapiens GN=PSMB4 PE=1 SV=4 - [PSB4_HUMAN]			
P14625	Endoplasmic reticulum chaperone protein OS=Homo sapiens GN=HSP90B1 PE=1 SV=1 - [ENPL_HUMAN]	1.480	1.384	1.539
P05543	Thyroxine-binding globulin OS=Homo sapiens GN=SERPINA7 PE=1 SV=1 - [SERPINA7_HUMAN]	0.946	1.181	0.959

O00468-6	Isoform 6 of Agrin OS=Homo sapiens GN=AGRN - [AGRIN_HUMAN]	2.645	2.348	2.555
Q99715-4	Isoform 4 of Collagen alpha-1(XII) chain OS=Homo sapiens GN=COL12A1 - [COCA1_HUMAN]			
H0YA55	Serum albumin (Fragment) OS=Homo sapiens GN=ALB PE=4 SV=1	1.692	1.516	1.734
P01023	Alpha-2-macroglobulin OS=Homo sapiens GN=A2M PE=1 SV=3 - [A	1.322	1.227	1.400
P01008	Antithrombin-III OS=Homo sapiens GN=SERPINC1 PE=1 SV=1 - [A	1.881	1.532	2.188
F8WC54	Disintegrin and metalloproteinase domain-containing protein 9 OS=	0.545	0.528	0.557
O95490-3	Isoform 3 of Latrophilin-2 OS=Homo sapiens GN=LPHN2 - [LPHN2_HUMAN]			
P04083	Annexin A1 OS=Homo sapiens GN=ANXA1 PE=1 SV=2 - [ANXA1_H	0.982	1.000	0.978
Q8TE73	Dynein heavy chain 5, axonemal OS=Homo sapiens GN=DNAH5 PE=1 SV=3 - [DYH5_HUMAN]			
Q15758	Neutral amino acid transporter B(0) OS=Homo sapiens GN=SLC1A5	0.710	0.689	0.610
O14787-2	Isoform 2 of Transportin-2 OS=Homo sapiens GN=TNPO2 - [TNPO2_HUMAN]			
Q8IXL6	Extracellular serine/threonine protein kinase FAM20C OS=Homo sapiens GN=FAM20C PE=1 SV=2 - [DMP4_HUMAN]			
H7C3T4	Peroxiredoxin-4 (Fragment) OS=Homo sapiens GN=PRDX4 PE=4 SV=1 - [H7C3T4_HUMAN]			
Q01813-2	Isoform 2 of 6-phosphofructokinase type C OS=Homo sapiens GN=PFKP - [K6PP_HUMAN]			
Q5W0A2	BRI2, membrane form OS=Homo sapiens GN=ITM2B PE=2 SV=1 - [Q5W0A2_HUMAN]			
A6NIW5	Peroxiredoxin 2, isoform CRA_a OS=Homo sapiens GN=PRDX2 PE=2 SV=2 - [A6NIW5_HUMAN]			
P08758	Annexin A5 OS=Homo sapiens GN=ANXA5 PE=1 SV=2 - [ANXA5_H	1.057	1.103	1.123
Q9H173	Nucleotide exchange factor SIL1 OS=Homo sapiens GN=SIL1 PE=1	0.960	1.063	1.171
Q9NRB3	Carbohydrate sulfotransferase 12 OS=Homo sapiens GN=CHST12 P	0.952	0.956	1.034
Q92973-3	Isoform 3 of Transportin-1 OS=Homo sapiens GN=TNPO1 - [TNPO	1.024	0.926	1.017
P01137	Transforming growth factor beta-1 OS=Homo sapiens GN=TGFB1 PE=1 SV=2 - [TGFB1_HUMAN]			
P09529	Inhibin beta B chain OS=Homo sapiens GN=INHBB PE=1 SV=2 - [I	0.933	0.878	0.920
P23142	Fibulin-1 OS=Homo sapiens GN=FBLN1 PE=1 SV=4 - [FBLN1_HUMAN]			
B4DKL4	Lipolysis-stimulated lipoprotein receptor OS=Homo sapiens GN=LSF	1.292	1.355	1.128
B4E2S7	Lysosome-associated membrane glycoprotein 2 OS=Homo sapiens GN=LAMP2 PE=2 SV=1 - [B4E2S7_HUMAN]			
Q9UMR5	Lysosomal thioesterase PPT2 OS=Homo sapiens GN=PPT2 PE=1 SV	1.201	1.134	1.230
C9J1D9	Interleukin-1 receptor accessory protein (Fragment) OS=Homo sapiens GN=IL1RAP PE=2 SV=1 - [C9J1D9_HUMAN]			
Q08211	ATP-dependent RNA helicase A OS=Homo sapiens GN=DHX9 PE=1 SV=4 - [DHX9_HUMAN]			
P06702	Protein S100-A9 OS=Homo sapiens GN=S100A9 PE=1 SV=1 - [S10	0.811	0.793	0.758
Q5T749	Keratinocyte proline-rich protein OS=Homo sapiens GN=KPRP PE=1	1.093	1.217	1.344
Q7LGC8	Carbohydrate sulfotransferase 3 OS=Homo sapiens GN=CHST3 PE=	1.230	1.161	1.095
Q12805-2	Isoform 2 of EGF-containing fibulin-like extracellular matrix protein	0.872	0.899	0.795
Q9H5V8-2	Isoform 2 of CUB domain-containing protein 1 OS=Homo sapiens G	0.756	0.760	0.838
Q7Z304-2	Isoform 2 of MAM domain-containing protein 2 OS=Homo sapiens GN=MAMDC2 - [MAMDC2_HUMAN]			
F5H118	X-ray repair cross-complementing protein 6 OS=Homo sapiens GN=	0.337	0.321	0.343
H0YH88	Nucleosome assembly protein 1-like 1 (Fragment) OS=Homo sapien	0.480	0.465	0.872
Q08345-2	Isoform 2 of Epithelial discoidin domain-containing receptor 1 OS=H	0.685	0.673	0.671
Q29980	MHC class I polypeptide-related sequence B OS=Homo sapiens GN=	0.722	0.716	0.786
Q7Z3V4-3	Isoform 3 of Ubiquitin-protein ligase E3B OS=Homo sapiens GN=U	0.761	0.680	0.779
O60911	Cathepsin L2 OS=Homo sapiens GN=CTSL2 PE=1 SV=2 - [CATL2_H	0.783	0.835	0.774
Q14680-8	Isoform 8 of Maternal embryonic leucine zipper kinase OS=Homo s	0.809	0.769	0.873
Q6P9A2	Polypeptide N-acetylgalactosaminyltransferase 18 OS=Homo sapien	0.817	1.016	0.642
E7EP32	Guanine nucleotide-binding protein G(I)/G(S)/G(T) subunit beta-2 C	0.847	0.873	0.735
P41250	Glycine--tRNA ligase OS=Homo sapiens GN=GARS PE=1 SV=3 - [S	0.920	0.901	1.195
O95497	Pantetheinase OS=Homo sapiens GN=VNN1 PE=1 SV=2 - [VNN1_H	0.951	0.934	1.016
Q9UNW1	Multiple inositol polyphosphate phosphatase 1 OS=Homo sapiens G	1.057	1.083	0.904
F5H780	Thioredoxin reductase 1, cytoplasmic OS=Homo sapiens GN=TXNR	1.066	1.056	0.994
P34932	Heat shock 70 kDa protein 4 OS=Homo sapiens GN=HSPA4 PE=1 S	1.073	0.978	0.982
P62258	14-3-3 protein epsilon OS=Homo sapiens GN=YWHAE PE=1 SV=1	1.076	1.195	1.129
Q9Y625	Glypican-6 OS=Homo sapiens GN=GPC6 PE=1 SV=1 - [GPC6_HUM	1.112	1.036	0.996
P06737-2	Isoform 2 of Glycogen phosphorylase, liver form OS=Homo sapiens	1.116	1.343	1.349
O95373	Importin-7 OS=Homo sapiens GN=IPO7 PE=1 SV=1 - [IPO7_HUMA	1.136	1.010	1.531
C9J2Q4	Septin-2 (Fragment) OS=Homo sapiens GN=SEPT2 PE=2 SV=1 - [C	1.140	1.227	1.195
E9PQX2	40S ribosomal protein S3 OS=Homo sapiens GN=RPS3 PE=2 SV=1	1.144	1.411	1.099

P81605	Dermcidin OS=Homo sapiens GN=DCD PE=1 SV=2 - [DCD_HUMAN]	1.155	1.033	1.226
P20930	Filaggrin OS=Homo sapiens GN=FLG PE=1 SV=3 - [FILA_HUMAN]	1.174	1.165	1.089
P61204	ADP-ribosylation factor 3 OS=Homo sapiens GN=ARF3 PE=1 SV=2	1.179	1.084	1.209
J3KR24	Isoleucine--tRNA ligase, cytoplasmic OS=Homo sapiens GN=IARS P	1.197	1.088	1.098
P05546	Heparin cofactor 2 OS=Homo sapiens GN=SERPIND1 PE=1 SV=3 -	1.248	1.254	1.236
B4DYD8	T-complex protein 1 subunit epsilon OS=Homo sapiens GN=CCT5 P	1.255	0.942	1.398
P36955	Pigment epithelium-derived factor OS=Homo sapiens GN=SERPINF	1.273	1.244	1.259
B4DUR8	T-complex protein 1 subunit gamma OS=Homo sapiens GN=CCT3 f	1.317	1.265	1.312
P10155-3	Isoform 3 of 60 kDa SS-A/Ro ribonucleoprotein OS=Homo sapiens	1.334	1.202	1.411
Q86VR8	Four-jointed box protein 1 OS=Homo sapiens GN=FJX1 PE=2 SV=1	1.378	0.918	1.351
F5H018	GTP-binding nuclear protein Ran (Fragment) OS=Homo sapiens GN	1.382	1.326	1.607
P27348	14-3-3 protein theta OS=Homo sapiens GN=YWHAQ PE=1 SV=1 -	1.386	1.013	1.241
Q5T6W1	Heterogeneous nuclear ribonucleoprotein K OS=Homo sapiens GN=	1.386	1.327	1.446
B0QY90	Eukaryotic translation initiation factor 3 subunit L OS=Homo sapien	1.408	1.289	1.433
C9IZG4	Protein CutA OS=Homo sapiens GN=CUTA PE=2 SV=1 - [C9IZG4_H	1.417	1.464	1.409
P49720	Proteasome subunit beta type-3 OS=Homo sapiens GN=PSMB3 PE=	1.429	1.636	1.319
Q7Z7M9	Polypeptide N-acetylgalactosaminyltransferase 5 OS=Homo sapiens	1.437	1.406	1.119
E9PN86	Eukaryotic translation initiation factor 3 subunit M (Fragment) OS=f	1.550	1.361	1.857
Q13619-2	Isoform 2 of Cullin-4A OS=Homo sapiens GN=CUL4A - [CUL4A_HU	1.581	1.603	1.417
Q6PCB0	von Willebrand factor A domain-containing protein 1 OS=Homo sap	1.597	1.264	1.357
Q5SYT8	Protein NAMPTL (Fragment) OS=Homo sapiens GN=NAMPTL PE=2	1.622	1.597	1.039
Q14204	Cytoplasmic dynein 1 heavy chain 1 OS=Homo sapiens GN=DYNC1	1.677	1.483	1.731
P35052	Glypican-1 OS=Homo sapiens GN=GPC1 PE=1 SV=2 - [GPC1_HUM	1.790	2.107	1.301
Q12797-10	Isoform 10 of Aspartyl/asparaginyl beta-hydroxylase OS=Homo sap	1.896	1.514	1.880
Q7Z4H8-3	Isoform 3 of KDEL motif-containing protein 2 OS=Homo sapiens GN	2.655	1.793	2.846
P31431-2	Isoform 2 of Syndecan-4 OS=Homo sapiens GN=SDC4 - [SDC4_HU	5.624	4.430	5.148
Q58FF8	Putative heat shock protein HSP 90-beta 2 OS=Homo sapiens GN=HSP90AB2P PE=1 SV=2 - [H90B2_HUMAN]			
H0Y3Z3	Protein disulfide-isomerase (Fragment) OS=Homo sapiens GN=P4HB PE=3 SV=1 - [H0Y3Z3_HUMAN]			
P17987	T-complex protein 1 subunit alpha OS=Homo sapiens GN=TCP1 PE=1 SV=1 - [TCPA_HUMAN]			
Q02487-2	Isoform 2B of Desmocollin-2 OS=Homo sapiens GN=DSC2 - [DSC2_HUMAN]			
Q70JA7	Chondroitin sulfate synthase 3 OS=Homo sapiens GN=CHSY3 PE=2 SV=3 - [CHSS3_HUMAN]			
Q5D862	Filaggrin-2 OS=Homo sapiens GN=FLG2 PE=1 SV=1 - [FILA2_HUMAN]			

<b>0.354</b>	0.976	0.974	<b>0.393</b>	<b>0.410</b>	<b>0.422</b>	<b>0.472</b>	0.883
1.023	0.981	1.046	0.367	0.342	0.397	0.372	0.928
0.578	1.054	1.118	0.535	0.479	0.499	0.493	1.095
<b>0.584</b>	0.976	1.048	<b>0.407</b>	<b>0.418</b>	<b>0.438</b>	<b>0.499</b>	0.912
0.859	1.048	0.956	0.686	0.693	0.737	0.746	0.937
0.644	1.032	1.028	0.710	0.649	0.762	0.699	0.937
2.102	1.050	1.019	2.058	1.912	1.809	1.685	1.144
0.567	1.014	1.032	0.658	0.720	0.679	0.671	0.940
<b>0.574</b>	0.926	0.941	<b>0.456</b>	<b>0.501</b>	<b>0.503</b>	<b>0.568</b>	0.877
0.778	0.997	1.055	0.614	0.630	0.617	0.618	0.952
0.468	1.029	0.990	0.501	0.535	0.506	0.528	0.979
0.700	1.022	0.956	0.650	0.651	0.663	0.699	0.901
0.382	1.018	1.021	0.705	0.696	0.682	0.675	1.053
[C9JIM8_HUMAN]			0.630	0.640	0.630	0.641	1.006
0.556	1.119	1.080					
0.815	1.033	1.093	0.878	0.796	0.863	0.686	0.988
<b>0.654</b>	0.989	1.027	<b>0.538</b>	<b>0.543</b>	<b>0.552</b>	<b>0.571</b>	0.976
0.619	0.990	0.968	0.840	0.858	0.877	0.978	0.946
0.787	1.052	1.059	<b>0.644</b>	<b>0.601</b>	<b>0.604</b>	<b>0.623</b>	1.054
0.809	0.938	1.001	0.803	0.806	0.836	0.786	1.011
0.780	1.025	0.973	0.788	0.725	0.788	0.763	0.968
0.712	1.035	1.017	1.348	1.308	1.249	1.143	0.974
0.466	1.007	1.027					
0.565	1.010	1.055	0.733	0.791	0.747	0.779	0.999
0.888	1.094	1.180	1.079	1.012	0.896	0.843	1.211
0.738	0.937	1.017	0.738	0.804	0.814	0.889	0.905
0.617	1.083	1.000	0.658	0.677	0.645	0.668	1.035
0.678	0.993	1.070	0.901	0.928	0.851	0.906	1.025
0.649	1.003	1.038	0.645	0.660	0.658	0.671	1.012
0.732	0.966	0.983	0.769	0.808	0.768	0.851	0.951
			0.684	0.662	0.674	0.655	1.064
0.688	1.012	0.987					
0.867	0.885	0.925	0.795	0.878	0.834	0.944	0.937
0.688	0.826	0.951	0.985	1.117	1.038	1.153	0.941
0.850	0.894	0.978	1.074	0.993	0.860	0.798	1.256
0.608	0.908	0.913	0.665	0.781	0.726	0.848	0.958
0.725	1.143	1.131	0.822	0.847	0.828	0.878	1.003
1.524	1.072	0.958	1.879	1.909	1.832	1.769	0.916
0.846	0.895	0.957					
0.864	1.071	0.950					
0.548	0.950	0.957	0.557	0.621	0.632	0.670	0.904
0.783	0.938	0.938	0.636	0.740	0.731	0.853	0.889
0.883	0.954	1.011					
0.644	1.079	0.988	0.683	0.737	0.708	0.780	0.965
0.693	1.030	1.090	0.653	0.690	0.713	0.757	0.933
0.590	0.972	0.994	0.571	0.623	0.607	0.661	0.947
0.782	1.073	1.009	0.722	0.832	0.728	0.834	0.989
1.268	1.305	1.041					

0.728	0.957	1.040	0.641	0.693	0.645	0.699	1.000	
0.809	0.963	0.970	0.912	0.972	0.900	0.976	0.967	
0.808	1.050	0.958	1.183	1.330	1.248	1.361	0.957	
0.865	1.011	0.950	1.293	1.313	1.215	1.319	1.021	
0.760	0.943	1.001	0.734	0.809	0.760	0.849	0.958	
0.751	1.036	1.003	0.697	0.781	0.639	0.684	1.058	
0.632	1.021	0.991	0.775	0.750	0.814	0.811	0.962	
0.790	0.946	1.014	0.602	0.612	0.595	0.606	1.035	
0.862	0.945	0.954	0.519	0.524	0.773	0.581	0.909	
0.687	0.975	0.999	0.699	0.673	0.689	0.741	0.997	
0.998	1.110	1.061	0.753	0.809	0.661	0.712	1.147	
0.914	1.006	1.012	0.886	0.826	0.784	0.859	1.019	
0.735	1.021	1.012	0.996	1.039	1.033	1.049	0.972	
			1.133	1.094	0.962	0.967	1.099	
0.711	0.987	1.090						
0.818	1.029	1.020	0.828	0.878	0.866	0.873	0.967	
0.793	0.988	0.978	0.764	0.839	0.809	0.852	0.953	
0.737	1.156	1.127	0.780	0.746	0.799	0.730	1.030	
2 SV=2 - [GCNT1_HUMAN]								
			0.805	0.788	0.767	0.753	1.053	
1.068	0.966	0.928						
0.795	1.162	1.092	0.835	0.840	0.860	0.859	1.081	
0.926	0.964	1.154	0.872	0.852	0.781	0.812	1.059	
0.893	1.136	0.998						
0.820	1.085	0.993	0.988	0.928	0.906	0.971	1.029	
0.800	0.992	0.987	0.897	0.974	0.849	0.968	1.043	
0.738	0.940	0.993	0.808	0.889	0.852	0.945	0.924	
0.773	1.028	1.026	0.707	0.650	0.635	0.684	1.118	
0.966	1.030	1.078	0.832	0.856	0.823	0.899	0.962	
0.984	0.980	1.000	0.860	0.961	0.950	0.947	0.931	
0.573	1.006	1.013	0.721	0.747	0.759	0.766	0.976	
0.850	0.988	1.008	0.745	0.862	0.734	0.825	0.988	
0.724	1.038	1.029	0.729	0.755	0.706	0.810	0.968	
0.806	1.043	1.085	0.901	0.715	0.800	0.636	1.133	
0.646	0.944	0.910	0.866	0.764	0.768	0.708	1.079	
0.679	1.032	0.983	0.828	0.877	0.886	0.895	0.935	
0.977	1.008	1.014	0.923	0.979	0.953	0.977	0.957	
0.911	0.938	0.963	0.942	1.029	1.005	1.060	0.945	
0.859	1.114	1.133						
0.974	1.035	1.045	0.864	0.867	0.758	0.807	1.067	
0.740	1.108	1.143						
0.743	1.008	1.057	0.824	0.821	0.863	0.830	1.006	
1.024	1.049	1.109	0.886	0.812	0.842	0.795	0.982	
1.447	1.074	0.940	1.628	1.502	1.459	1.341	1.102	
0.960	1.025	1.044	0.836	0.868	0.905	0.948	0.960	
0.682	0.952	1.015	0.921	0.925	0.910	0.932	1.001	
0.652	1.112	0.971	1.101	1.042	1.180	0.929	1.169	
0.887	1.017	1.067	0.781	0.790	0.739	0.777	1.035	
0.672	0.924	0.980	1.094	1.162	1.126	1.191	0.967	

0.738	1.008	1.019	0.874	0.925	0.929	0.999	0.965
0.893	0.987	0.980	1.007	1.059	0.953	1.013	1.013
1.079	1.068	1.073	0.885	1.103	0.968	1.210	0.919
0.521	1.031	0.953					
0.867	1.074	0.980	0.809	0.854	0.819	0.850	1.048
0.964	1.018	1.086	1.004	1.095	1.017	1.138	1.036
1.242	0.942	0.951					
0.806	0.964	0.975	0.953	0.847	0.909	0.881	1.010
0.876	0.990	0.999	0.764	0.825	0.793	0.854	0.959
1.149	1.060	0.962	1.057	1.106	1.169	1.042	1.037
0.734	0.947	1.011	0.741	0.765	0.780	0.809	0.973
0.936	1.033	0.982	0.755	0.725	0.814	0.783	0.933
1.050	1.014	1.024	0.766	0.870	0.830	0.921	0.959
0.613	0.962	1.015	0.646	0.720	0.714	0.791	0.935
0.907	0.972	0.976	0.940	0.919	0.967	0.911	1.007
1.105	1.003	0.983	0.971	1.021	1.026	0.998	1.017
1.029	0.888	1.006	0.803	0.882	0.862	0.959	1.000
1.118	1.008	0.992	1.221	1.235	0.994	1.008	0.935
0.932	0.876	1.031					
0.905	0.940	1.046	0.917	0.870	0.763	0.804	1.065
			1.314	1.275	1.312	1.439	1.007
0.815	1.073	1.079	0.768	0.769	0.828	0.778	0.980
0.813	0.978	0.982	0.826	0.837	0.812	0.820	0.998
0.759	1.073	1.179					
1.009	1.079	1.068	0.762	0.775	0.731	0.784	0.964
0.848	0.954	0.969	1.150	1.213	1.170	1.200	0.984
1.530	1.025	0.969	1.290	1.155	1.212	1.088	1.070
			0.969	0.936	0.995	0.965	0.979
0.823	0.979	1.000	1.138	0.963	0.856	0.956	1.118
1.400	0.983	1.004	0.949	0.971	0.876	0.850	1.047
0.786	1.048	1.094	0.873	0.936	0.885	0.926	1.009
0.797	0.964	1.010	0.948	0.941	1.006	0.984	0.960
0.767	0.939	0.944	0.769	0.807	0.776	0.772	1.001
0.867	1.004	1.014	0.753	0.792	0.796	0.822	0.962
			0.858	0.840	0.940	0.922	0.918
0.897	1.095	0.974	0.938	0.907	0.942	0.908	0.983
0.661	0.997	0.969	0.869	0.902	0.885	0.944	0.993
0.821	0.987	0.977	0.892	0.905	0.942	0.944	0.988
0.889	0.979	0.981	1.509	1.543	1.493	1.572	0.978
1.321	0.986	0.727	0.979	0.894	1.099	1.006	0.896
1.181	1.077	1.022					
			1.068	1.164	1.094	1.195	0.982
0.986	0.992	1.059	0.990	1.040	1.019	1.074	1.003
0.940	1.039	1.000	1.544	1.645	1.554	1.524	1.020
1.001	1.034	1.080	1.200	1.229	1.180	1.176	1.038
1.018	1.020	1.003					
0.854	1.009	1.029	0.822	0.793	0.803	0.777	1.022
0.998	1.073	0.977	1.441	0.996	1.291	0.895	1.123
0.770	1.011	0.981	0.695	0.818	0.794	0.926	0.899
0.899	0.955	0.933	0.846	0.870	0.913	0.910	0.961

0.627	0.991	1.008	0.919	0.968	0.935	0.988	0.988
1.307	1.037	1.016	1.101	1.123	1.094	1.112	1.027
0.809	0.968	0.973	0.836	1.061	0.876	0.927	1.105
1.181	0.954	1.021	1.199	1.087	1.068	1.055	1.121
0.991	0.974	1.018	1.012	1.049	1.011	1.089	1.000
1.115	0.940	1.016	0.850	0.832	0.828	0.869	0.962
1.057	0.923	0.928	1.210	1.317	1.120	1.231	1.070
1.028	0.950	0.966	1.018	1.103	1.048	1.165	0.996
1.025	0.979	1.030	0.849	0.867	0.870	0.805	1.028
1.050	0.912	0.984	0.977	0.924	0.905	0.860	1.032
1.205	1.099	0.957					
1.081	0.946	0.935	1.099	1.046	1.016	1.026	0.991
0.951	0.999	0.951	0.814	0.831	0.844	0.911	0.944
0.834	1.032	0.989	0.906	0.873	0.916	0.906	0.943
0.929	1.009	0.947	0.931	0.948	0.927	0.916	1.009
0.895	0.925	0.954	0.909	0.936	0.922	0.956	0.969
0.914	1.092	0.939	1.459	1.245	1.044	0.894	1.405
0.897	0.980	1.022	0.974	0.886	0.931	0.906	0.989
1.191	1.032	1.025	0.993	0.935	1.228	1.002	0.935
1.139	1.012	0.990	1.063	1.002	1.044	1.059	0.955
1.168	1.037	1.034					
1.174	1.047	0.958	1.312	1.303	1.273	1.205	1.019
0.815	1.027	0.979	0.921	0.884	0.931	0.958	0.991
			1.543	1.146	1.367	1.018	1.135
0.889	0.987	0.996	0.919	0.935	0.943	0.955	0.990
0.854	0.931	0.969	0.809	0.925	0.879	0.996	0.946
1.044	1.097	0.945	0.882	0.949	0.888	0.930	0.990
0.852	1.055	1.003	0.852	0.911	0.921	0.980	0.964
1.134	0.980	0.849					
1.136	0.998	0.996					
0.840	0.980	0.936	1.205	1.302	1.180	1.324	1.000
0.871	0.984	1.061	0.827	0.903	0.883	0.926	0.992
0.969	0.956	1.016	1.138	1.146	1.029	1.059	1.015
			1.221	0.981	1.147	0.924	1.070
0.904	0.997	0.998	1.010	1.060	1.017	1.049	0.979
1.163	1.039	1.018	1.104	1.049	1.043	1.086	1.049
1.066	0.997	1.029	0.947	0.988	1.014	1.049	1.008
			1.141	1.014	0.913	0.896	1.235
0.999	1.068	0.948	1.049	1.077	1.033	1.102	1.069
0.913	1.147	0.930	1.271	0.940	1.521	1.129	0.840
1.001	1.042	1.000	1.217	1.250	1.224	1.192	1.032
1.134	0.896	1.057	0.943	0.894	0.868	0.826	1.092

0.724	1.002	0.977	0.879	0.933	0.868	0.973	1.013
1.126	0.998	1.028					
1.015	0.977	1.030	0.869	0.940	0.897	0.935	0.981
1.037	0.981	1.002	0.857	0.909	0.885	0.967	0.968
1.019	1.063	0.998	0.910	0.944	1.000	1.033	0.915
0.915	1.046	1.056	1.067	1.010	1.028	1.033	1.071
0.825	0.997	0.960					
1.121	1.054	1.032	1.040	1.145	1.131	1.171	0.998
1.170	0.955	0.929	1.111	1.031	1.042	0.970	1.041
1.007	1.000	1.023					
0.846	0.997	0.936	1.344	1.330	1.282	1.272	1.055
1.019	1.058	1.061	1.546	1.337	1.440	1.263	1.084
1.084	0.952	0.938	0.981	1.046	1.028	1.103	0.949
0.919	0.945	0.942	1.420	1.650	1.551	1.706	0.952
1.551	1.026	0.988	1.210	1.354	1.141	1.280	1.066
0.934	1.007	1.017	0.904	0.865	0.946	0.864	1.012
1.124	0.997	0.986	1.033	1.139	1.036	1.157	0.980
1.115	0.938	1.015	0.971	1.000	0.958	1.024	0.993
1.317	0.939	0.927	1.120	1.148	1.172	1.210	0.950
1.342	1.028	1.007	1.118	1.095	1.203	1.152	0.958
0.963	0.982	1.013	1.067	1.094	1.089	1.079	1.029
0.736	1.008	1.024	0.945	1.003	0.984	1.042	0.967
1.367	1.197	1.541	1.282	1.097	0.989	0.849	1.303
0.998	0.939	0.967	0.946	0.997	0.996	1.065	0.954
1.048	0.986	0.920	0.909	0.946	0.956	0.988	0.950
2.023	0.954	0.995	1.472	1.559	1.536	1.571	1.040
1.832	1.040	1.213					
1.195	0.908	0.938	1.289	1.327	1.228	1.290	1.049
1.177	0.960	1.075	1.314	1.359	1.308	1.246	1.059
1.059	0.869	1.020	1.390	1.405	1.565	1.587	0.924
0.796	0.941	0.989	0.868	0.905	0.824	0.834	1.060
0.975	1.025	0.989	1.943	1.864	1.879	1.790	1.016
1.117	1.003	1.058	1.020	0.988	0.934	0.955	1.043
0.831	1.061	1.076	1.161	1.144	1.115	1.145	1.007
1.158	1.005	0.987	1.058	1.079	1.028	1.047	1.027
1.276	0.941	1.036	0.776	0.897	0.927	1.074	0.842
0.792	0.991	1.017	0.954	0.965	0.905	0.874	1.073
1.623	1.132	0.857					
0.844	0.963	0.972	1.036	1.099	1.047	1.091	0.951
1.401	0.965	0.931	0.913	0.889	0.904	0.826	1.016
			0.941	0.719	1.019	0.754	0.928
			1.620	1.426	2.007	1.773	0.811
0.933	1.017	1.049	1.038	0.984	1.097	0.957	1.013
0.873	1.022	1.019	0.806	0.888	0.851	0.919	0.972
1.369	1.030	1.005	1.198	1.091	0.996	0.896	1.080
0.991	0.963	0.977	0.954	1.050	0.975	1.006	1.053
0.990	1.020	1.011	0.987	0.982	0.976	1.044	1.030



1.242	0.940	0.996	1.179	1.133	1.221	1.160	0.967	
0.991	0.999	1.000	1.584	1.567	1.429	1.427	1.082	
1.667	1.069	1.043	1.114	1.142	1.067	1.116	1.010	
0.916	1.055	1.036	0.944	0.760	1.122	0.950	0.820	
1.027	1.041	0.995	1.139	1.108	1.109	1.065	1.039	
AN]								
1.063	0.929	0.937	1.060	1.170	1.112	1.261	0.963	
1.186	1.005	0.971	1.082	1.089	0.951	1.031	1.063	
AN]								
1.082	0.976	0.979	1.056	1.153	1.120	1.226	0.989	
0.924	1.018	0.965	0.823	0.844	0.837	0.861	0.988	
1.448	1.018	0.997	1.044	1.068	1.050	1.104	1.006	
1.318	0.934	0.935	1.106	1.098	1.196	1.156	0.916	
1.001	1.336	1.144	1.062	1.034	1.040	1.031	1.005	
1.139	1.057	1.195						
1.108	1.086	1.030	1.253	1.411	1.253	1.425	0.999	
1.070	1.079	1.105	1.248	1.188	1.120	1.121	1.072	
0.960	1.081	1.022	1.005	0.984	1.079	0.970	1.022	
1.170	1.013	1.011	1.118	1.086	1.054	0.982	1.096	
1.271	0.988	1.013	0.933	0.854	0.963	0.869	0.974	
1.428	0.888	0.949						
1.010	1.001	1.016	1.128	1.004	1.044	0.996	1.051	
0.920	1.063	1.004						
1.564	0.923	1.151	1.052	1.324	0.993	1.253	1.065	
			1.130	1.161	1.132	1.165	1.004	
0.926	1.035	1.163	0.974	0.901	0.901	0.835	1.088	
			1.345	1.275	1.191	1.132	1.136	
1.080	1.326	0.916						
1.196	1.041	1.052	1.165	1.105	1.116	1.009	0.960	
1.090	1.055	1.013						
1.149	0.996	0.982	0.939	0.900	1.026	0.980	0.905	
			1.295	1.274	1.179	1.197	1.054	
1.223	0.949	1.010	1.214	1.198	1.261	1.249	0.968	
1.091	1.146	1.131	1.100	1.096	1.093	1.092	1.012	
1.309	1.001	0.950	1.095	1.089	1.138	1.200	0.983	
1.628	0.998	1.016	1.655	1.713	1.638	1.598	1.057	
<b>1.720</b>	0.937	0.898	1.243	1.324	1.246	1.343	0.998	
1.644	1.024	0.943	1.482	1.568	1.411	1.512	1.133	
1.109	0.918	1.002	0.979	1.063	1.000	1.051	1.006	
			1.436	1.362	1.653	1.573	0.873	
1.197	0.897	0.939	1.073	1.119	1.075	1.000	1.128	
			1.370	1.208	1.184	0.980	1.247	
1.414	0.934	1.081	1.042	0.943	0.904	0.723	1.081	
1.195	0.993	0.973	1.254	1.165	1.309	1.137	1.009	
			1.519	1.258	1.248	1.318	1.056	
1.446	1.011	0.970	1.378	1.479	1.440	<b>1.514</b>	0.990	
1.165	0.971	1.008	1.088	1.125	1.053	1.174	0.984	
			1.327	1.251	1.128	1.067	1.183	
1.156	0.935	0.963	1.398	1.371	1.355	1.337	1.086	

1.133	1.015	0.983	1.244	1.162	1.150	1.111	1.075
1.448	0.999	0.947	1.475	1.688	1.458	1.486	1.054
1.152	0.917	1.155	1.520	1.547	1.635	1.669	0.935
1.404	0.972	1.018	1.214	1.313	1.305	1.364	0.994
1.022	1.026	1.047					
0.940	1.027	0.995	1.344	1.223	1.315	1.200	1.028
1.625	0.942	0.917	1.333	1.271	1.343	1.284	0.999
]							
1.261	1.019	1.047	1.372	1.337	1.313	1.321	1.021
1.006	1.047	0.939	1.117	1.015	1.118	1.038	0.944
1.215	0.979	1.020	1.296	1.234	1.189	1.212	1.016
2.331	0.951	0.931	1.557	1.668	1.586	1.541	0.995
1.259	0.946	0.944	1.299	1.350	1.372	1.325	0.982
1.386	1.093	0.924	1.367	1.328	1.388	1.306	1.000
1.093	0.946	0.965	1.310	1.337	1.515	1.163	1.120
2.339	0.930	0.847	1.190	1.269	1.196	1.347	0.972
1.218	1.052	1.008	1.198	1.224	1.071	1.129	1.123
1.542	1.006	1.057	1.269	1.352	1.171	1.224	1.060
			1.247	1.285	1.308	1.352	0.958
1.175	1.043	0.967	0.930	1.001	1.092	1.178	0.857
1.286	1.007	0.941	1.384	1.337	1.249	1.305	1.021
1.373	0.998	0.984					
1.131	1.063	0.994	1.140	1.204	1.077	1.155	1.072
1.465	1.056	1.014	1.238	1.265	1.262	1.307	0.977
1.088	1.001	0.930	1.115	1.094	1.089	1.125	1.007
2.259	0.965	0.858	1.182	1.310	1.218	1.350	0.993
0.992	0.969	1.138					
1.580	0.925	0.989	1.214	1.212	1.267	1.217	0.980
1.409	1.085	1.025	1.438	1.324	1.326	1.323	1.001
1.424	1.347	1.062	1.349	1.315	1.168	1.229	1.074
1.183	1.050	0.940	1.556	1.633	1.370	1.498	1.099
1.367	0.941	0.964	1.290	1.376	1.324	1.373	1.022
1.664	1.236	1.389					
1.142	0.973	0.927					
1.164	1.027	1.002	1.205	1.369	1.341	1.447	0.912
1.307	1.041	0.953	1.163	1.248	1.164	1.273	0.978
1.371	1.059	1.090	1.485	1.348	1.359	1.242	1.091
0.994	0.987	0.906	1.022	1.002	1.011	1.011	1.017
0.923	0.996	1.068	1.177	1.209	1.181	1.159	1.052
1.264	0.999	1.067	1.366	1.341	1.352	1.319	1.019
1.310	1.013	1.029	1.885	1.871	1.804	1.831	1.075
5.531	0.952	0.449					
1.440	1.021	1.025	1.288	1.206	1.199	1.152	1.088
1.059	1.082	1.160	0.995	1.012	0.983	1.002	1.018

2.321	1.012	0.895	1.463	1.509	1.401	1.473	1.051
1.551	0.960	0.867	0.907	0.792	0.746	0.855	0.948
1.221	1.002	0.975	1.306	1.240	1.241	1.241	1.014
1.783	0.884	0.826	1.357	1.550	1.423	1.634	0.947
0.530	1.000	1.001	0.424	0.470	0.454	0.531	0.891
			0.461	0.445	0.544	0.526	0.853
1.004	1.110	1.019	0.516	0.524	0.502	0.511	1.034
			0.518	0.532	0.462	0.476	1.128
0.595	1.163	1.001	0.556	0.558	0.821	0.624	0.997
			0.630	0.704	0.596	0.668	1.063
			0.634	0.665	0.622	0.671	1.065
			0.694	0.763	0.928	1.024	0.752
			0.762	0.759	0.789	0.788	0.971
			0.767	0.783	0.785	0.803	0.984
			0.797	0.937	1.188	1.273	0.802
0.994	0.983	1.127	0.810	0.768	0.818	0.729	1.142
1.153	0.925	1.128	0.814	0.682	0.844	0.710	0.970
1.042	0.921	1.036	0.882	0.928	0.892	0.941	0.995
0.928	1.011	0.929	0.939	0.897	0.931	0.891	1.014
			0.943	0.915	0.984	0.958	0.963
0.856	1.014	0.970	0.964	0.953	0.931	0.883	1.041
			1.004	1.018	1.046	1.113	1.039
1.198	1.103	1.091	1.029	0.972	0.981	0.929	1.055
			1.050	1.311	1.227	1.536	0.861
1.111	0.980	0.964	1.118	1.157	1.242	1.184	0.905
			1.130	1.090	1.189	1.151	0.956
			1.142	1.090	1.119	1.071	1.026
0.785	1.086	1.063	1.148	1.257	1.258	1.381	0.918
1.501	0.874	1.011	1.242	1.352	1.143	1.248	1.092
1.038	1.123	1.015	1.258	1.165	1.131	1.050	1.119
0.823	1.097	1.063	1.275	1.287	1.196	1.211	1.072
0.832	0.987	1.052	1.379	1.259	1.017	1.065	1.203
			1.556	1.394	1.515	1.361	1.033
0.328	0.983	0.982					
0.848	0.551	0.998					
0.685	0.986	1.113					
0.782	0.919	1.023					
0.698	0.977	0.920					
0.829	1.049	1.013					
0.832	0.927	0.979					
0.802	1.272	1.282					
0.831	1.188	1.179					
1.175	0.770	1.010					
0.926	0.936	0.936					
1.096	0.992	1.056					
0.988	1.073	1.022					
0.898	1.093	0.940					
1.257	0.953	1.144					
0.931	1.117	0.960					
1.628	0.828	1.150					
1.489	0.770	1.059					
1.290	0.954	1.109					
1.361	1.041	1.271					



1.051	<b>0.392</b>	<b>0.402</b>	<b>0.351</b>	<b>0.373</b>	1.098	1.028
0.987	0.419	0.399	0.505	0.484	0.895	0.954
0.987	0.515	0.492	0.564	0.528	0.910	0.943
1.015	<b>0.535</b>	<b>0.532</b>	<b>0.554</b>	<b>0.527</b>	1.019	0.975
0.993	0.540	0.429	0.562	0.488	0.871	0.980
0.899	0.551	0.573	0.598	0.623	0.903	1.033
0.914	0.560	0.502	0.634	0.572	0.914	0.899
1.069	0.561	0.591	0.468	0.538	0.993	1.008
1.089	<b>0.578</b>	<b>0.606</b>	<b>0.578</b>	<b>0.589</b>	1.010	1.014
1.048	0.582	0.618	0.570	0.582	1.013	1.027
1.024	0.586	0.623	0.597	0.599	1.019	1.011
1.023	0.588	0.626	0.662	0.709	0.951	1.017
0.961	0.607	0.564	0.688	0.644	0.901	0.972
0.999	0.611	0.518	0.539	0.459	1.134	0.839
	0.615	0.584	0.710	0.679	0.864	0.941
	0.633	0.479	0.636	0.484	0.995	0.749
0.886	0.635	0.607	0.722	0.656	0.946	0.919
	0.641	0.640	0.613	0.617	1.044	0.989
0.989	<b>0.653</b>	<b>0.650</b>	<b>0.640</b>	<b>0.625</b>	0.964	0.965
1.122	0.666	0.726	0.718	0.714	1.026	0.989
1.037	0.670	<b>0.629</b>	<b>0.660</b>	<b>0.617</b>	1.046	0.946
	0.677	0.659	0.732	0.670	0.989	0.929
0.987	0.689	0.739	0.712	0.738	0.959	1.027
0.944	0.691	0.648	0.732	0.691	0.956	0.950
1.043	0.699	0.735	0.653	0.703	0.988	1.037
	0.700	0.653	0.669	0.627	1.046	0.923
1.038	0.701	0.690	0.751	0.666	1.022	0.983
0.923	0.701	0.734	0.729	0.769	1.022	1.005
1.094	0.702	0.729	0.700	0.720	1.075	1.060
1.012	0.704	0.714	0.712	0.723	1.077	0.994
1.016	0.707	0.747	0.661	0.690	0.984	1.027
	0.710	0.687	0.870	0.848	0.952	0.959
1.001	0.710	0.661	0.910	0.868	0.803	0.904
1.067	0.711	0.716	0.688	0.712	1.053	1.021
1.006	0.715	0.714	0.775	0.777	0.942	0.976
	0.717	0.753	0.679	0.717	1.027	0.976
1.094	0.718	0.721	0.784	0.683	1.122	1.051
1.124	0.718	0.763	0.694	0.740	1.055	1.026
0.910	0.719	0.709	0.837	0.830	0.858	0.977
1.135	0.719	0.695	0.664	0.627	1.078	0.974
0.994	0.721	0.736	0.692	0.662	1.053	0.985
1.000	0.721	0.623	0.663	0.602	1.010	0.951
	0.723	0.710	0.785	0.764	0.984	0.997
	0.723	0.655	0.756	0.672	1.007	0.897
1.020	0.726	0.762	0.640	0.674	1.100	1.052
1.093	0.727	0.753	0.684	0.709	1.081	1.002
	0.731	0.761	0.806	0.844	0.906	1.031
1.027	0.732	0.740	0.771	0.750	1.040	0.957
1.009	0.733	0.681	0.795	0.719	0.989	0.983
1.065	0.735	0.749	0.664	0.692	1.092	1.004
	0.738	0.738	0.776	0.781	0.951	0.991
1.012	0.740	0.770	0.793	0.775	1.004	0.973
	0.742	0.715	0.822	0.797	0.928	0.876

	0.745	0.769	0.860	0.893	0.952	1.024
1.063	0.746	0.700	0.735	0.759	0.936	0.957
1.039	0.750	0.827	0.791	0.822	1.027	0.998
	0.751	0.691	0.870	0.804	0.863	0.911
1.058	0.756	0.825	0.733	0.835	1.020	1.038
1.066	0.756	0.675	0.850	0.763	0.889	0.883
1.033	0.757	0.800	0.748	0.803	1.018	1.061
1.060	0.759	0.811	0.767	0.810	0.986	1.031
0.976	0.760	0.764	0.726	0.734	1.008	1.050
1.022	0.764	0.841	0.811	0.805	1.034	0.987
0.837	0.766	0.668	0.771	0.871	0.865	0.991
1.031	0.773	0.724	0.757	0.733	1.001	0.996
1.057	0.776	0.680	0.846	0.857	0.915	0.867
0.979	0.781	0.829	0.743	0.762	1.051	1.063
0.994	0.781	0.723	0.790	0.777	0.999	0.971
0.966	0.783	0.772	0.836	0.825	0.940	0.953
	0.790	0.730	0.841	0.817	0.945	0.949
	0.795	0.705	0.836	0.746	0.950	0.878
0.984	0.797	0.772	0.761	0.768	1.041	0.980
	0.799	0.775	0.764	0.746	1.044	0.961
1.039	0.802	0.786	0.744	0.755	1.044	0.993
0.861	0.808	0.797	0.871	0.868	1.002	0.977
	0.815	0.813	0.832	0.834	0.915	0.937
	0.816	0.741	0.851	0.752	0.889	0.920
0.963	0.818	0.738	0.886	0.856	0.971	0.997
	0.818	0.766	0.775	0.741	1.013	0.951
0.981	0.819	0.827	0.886	0.900	0.923	1.000
0.981	0.821	0.785	0.873	0.807	0.925	0.926
	0.822	0.714	0.962	0.841	0.961	0.948
0.976	0.824	0.798	0.850	0.814	0.966	0.934
1.072	0.826	0.782	0.773	0.828	0.990	1.043
1.081	0.826	0.829	0.737	0.753	1.085	1.044
1.022	0.827	0.779	0.806	0.707	0.992	0.937
1.010	0.827	0.816	0.861	0.858	0.977	0.985
1.002	0.833	0.907	0.940	0.951	0.967	1.045
0.989	0.834	0.804	0.850	0.808	1.002	0.964
1.021	0.834	0.819	0.748	0.743	1.035	1.003
1.019	0.836	0.843	0.821	0.815	1.038	0.987
0.780	0.836	0.808	0.831	0.868	0.946	0.967
0.904	0.837	0.792	0.778	0.735	1.083	0.938
0.991	0.839	0.796	0.882	0.779	0.938	0.936
1.045	0.841	0.876	0.906	0.960	0.968	1.028
1.066	0.844	0.814	0.771	0.806	1.066	1.036
	0.845	0.763	0.872	0.792	0.968	0.894
1.006	0.845	0.757	0.924	0.832	0.910	0.929
	0.847	0.771	0.833	0.764	1.015	0.902
0.960	0.851	0.920	0.868	0.880	1.007	1.028
0.932	0.851	0.795	0.916	0.899	0.929	0.966
0.981	0.851	0.899	0.935	0.891	0.937	0.984
1.014	0.856	0.857	0.890	0.883	0.995	1.014
1.014	0.856	0.841	0.788	0.790	1.047	0.934
0.901	0.858	0.861	0.827	0.837	1.020	0.991
0.975	0.859	0.833	0.877	0.857	1.011	0.971
1.052	0.863	0.876	0.783	0.799	1.059	1.031

1.007	0.864	0.822	0.867	0.842	1.006	0.993
1.035	0.864	0.875	0.803	0.878	1.037	1.022
1.226	0.869	0.853	0.771	0.761	1.057	0.982
	0.871	0.745	0.946	0.990	0.893	1.012
0.968	0.872	0.820	0.891	0.923	0.991	0.933
1.094	0.873	0.944	0.781	0.878	1.081	1.062
	0.874	0.941	0.885	1.008	0.914	1.131
0.925	0.874	0.840	0.971	0.948	0.944	0.961
	0.876	0.845	0.879	0.852	1.061	0.955
1.056	0.877	0.895	0.864	0.907	0.984	1.018
0.982	0.880	0.920	0.926	0.957	1.000	1.020
1.040	0.882	0.917	0.850	0.894	1.032	1.030
1.020	0.882	0.905	0.955	0.962	1.004	0.978
1.024	0.883	0.901	0.869	0.900	0.959	0.997
1.092	0.892	0.914	0.824	0.899	1.051	1.027
0.927	0.892	0.890	0.972	0.923	0.974	0.966
0.997	0.893	0.912	0.840	0.830	1.061	1.008
1.136	0.900	0.947	0.910	0.963	0.987	1.056
1.019	0.901	0.985	0.922	0.990	1.015	1.083
	0.906	0.971	0.814	0.878	1.112	1.062
0.934	0.908	0.873	0.872	0.901	1.011	1.006
0.971	0.908	0.819	0.980	0.889	0.926	0.893
0.922	0.909	0.898	0.936	0.913	0.988	0.949
1.031	0.912	0.960	0.951	0.985	1.039	1.013
	0.913	1.004	0.906	1.011	1.027	1.047
1.040	0.913	0.934	0.904	0.933	1.036	1.015
0.989	0.915	0.885	0.922	0.887	1.022	0.982
0.946	0.915	0.944	0.942	0.944	0.975	0.986
	0.919	0.827	0.909	0.823	1.010	0.891
0.951	0.920	0.942	0.889	0.948	1.000	1.049
1.025	0.924	0.773	0.915	0.850	1.009	0.920
0.971	0.928	0.857	0.927	0.919	1.000	0.975
1.058	0.928	0.887	0.913	0.902	1.019	0.997
0.939	0.932	0.961	0.883	0.924	1.043	1.028
0.981	0.932	0.930	0.990	0.965	0.957	0.957
1.051	0.934	1.010	0.862	0.919	1.124	1.077
0.963	0.935	0.939	0.960	0.971	0.973	0.995
0.951	0.937	0.910	0.934	0.941	0.973	1.004
1.051	0.937	0.937	0.902	0.911	1.063	1.015
	0.938	1.054	1.083	1.224	0.865	1.112
1.036	0.939	1.019	0.921	0.967	1.014	1.043
1.040	0.940	0.938	0.884	0.906	1.036	1.021
0.898	0.941	0.857	0.949	0.869	0.991	0.902
	0.942	0.846	0.995	0.899	0.946	0.982
1.072	0.943	0.888	0.897	0.896	0.976	0.933
1.027	0.952	1.006	1.034	1.078	0.997	1.050
1.007	0.953	1.002	0.939	0.979	1.016	1.029
0.992	0.953	0.973	1.036	0.999	0.952	0.958
	0.956	0.981	1.194	1.233	0.800	1.016
0.949	0.957	0.904	0.968	0.853	1.016	0.868
0.680	0.958	0.802	1.006	0.847	0.952	0.829
1.069	0.961	1.063	0.850	1.006	1.018	0.999
	0.963	1.036	0.900	0.960	1.020	1.052
1.040	0.963	0.889	1.143	1.058	0.944	0.976

	0.965	0.885	0.881	0.813	1.094	0.908
1.037	0.969	1.026	0.888	0.942	1.093	1.071
	0.970	0.909	1.115	1.051	0.869	0.928
0.990	0.971	1.006	0.956	0.985	1.048	1.010
	0.973	0.994	1.059	1.088	0.918	1.011
	0.976	1.136	1.041	1.146	0.996	1.083
1.021	0.977	0.835	1.061	1.007	1.009	0.922
0.985	0.977	0.916	0.950	0.894	0.994	0.946
1.019	0.978	0.977	0.923	0.957	1.029	1.028
0.964	0.978	0.943	1.033	1.001	0.987	0.960
1.035	0.978	0.803	1.069	0.943	0.899	0.877
1.064	0.979	1.023	0.960	0.992	1.068	1.077
0.954	0.980	0.903	1.052	0.991	0.929	0.957
0.908	0.980	0.923	1.131	1.037	0.863	0.933
	0.982	0.982	1.026	1.032	0.957	0.990
1.027	0.984	1.012	0.954	0.936	1.067	1.020
1.029	0.986	1.029	0.892	0.967	1.056	1.068
1.057	0.986	0.970	0.900	0.988	1.076	1.061
	0.986	1.094	0.941	1.050	1.047	1.098
	0.986	0.961	0.932	0.914	0.890	0.954
0.936	0.987	0.986	0.880	0.912	1.086	0.935
0.974	0.989	0.948	1.065	1.053	0.909	0.898
0.840	0.993	1.061	0.861	0.925	1.152	1.058
0.973	0.998	0.932	0.899	0.944	0.980	0.996
0.915	1.000	0.876	1.142	1.007	0.875	0.868
0.900	1.000	0.960	0.986	1.043	0.950	0.975
	1.003	0.905	1.000	0.908	1.002	0.894
	1.003	1.061	1.047	1.125	0.967	1.046
0.957	1.003	0.960	1.042	1.019	0.987	0.968
1.006	1.004	1.020	1.026	1.041	0.978	0.969
	1.005	1.078	0.892	0.975	1.171	1.079
0.731	1.005	0.892	1.189	1.061	0.845	0.879
0.981	1.009	1.005	0.991	1.042	0.986	0.993
	1.009	1.010	1.039	1.047	0.970	0.991
1.083	1.010	1.037	0.928	0.988	1.067	1.053
1.037	1.010	1.021	0.995	0.994	1.056	1.032
1.037	1.011	1.061	0.953	0.995	1.026	1.039
	1.011	1.120	0.979	1.090	1.033	1.096
	1.014	0.946	1.028	0.965	0.985	0.924
	1.016	0.970	1.171	1.161	0.882	0.974
1.050	1.019	1.015	0.950	1.042	1.132	1.054
1.023	1.020	1.081	1.038	1.015	1.067	0.998
	1.021	1.066	1.010	1.060	1.011	1.034
1.096	1.021	1.078	1.119	1.128	0.966	0.996
0.790	1.022	1.269	1.327	1.473	0.769	1.153
1.027	1.024	1.017	0.956	0.983	1.037	1.044
0.991	1.026	1.137	1.077	1.112	0.999	1.033
1.012	1.027	1.026	1.102	1.115	0.933	0.971
0.874	1.027	0.992	1.029	0.986	1.021	1.009
0.988	1.027	1.093	1.004	1.049	1.021	1.040
0.728	1.030	1.041	1.080	1.098	0.953	1.001
0.992	1.031	0.997	1.030	0.999	1.008	1.024
	1.032	1.162	0.910	1.032	1.132	1.116
0.934	1.034	1.008	1.071	1.037	0.973	0.965



1.044	1.035	1.065	1.196	1.115	0.984	0.989
	1.035	1.004	1.081	1.062	0.954	1.006
1.054	1.038	1.067	0.984	1.017	1.019	1.028
1.050	1.040	1.116	1.068	1.062	1.044	1.027
1.026	1.045	1.165	1.018	1.123	1.059	1.086
	1.051	1.091	1.023	1.060	0.988	1.028
0.963	1.053	1.011	1.033	1.038	1.024	1.013
	1.053	1.203	0.953	1.096	1.017	1.106
	1.055	0.807	1.167	0.897	0.904	0.757
1.016	1.055	1.127	0.988	1.061	1.067	1.057
0.904	1.056	1.047	1.118	1.132	0.934	1.009
	1.063	1.012	1.074	1.068	0.981	0.998
0.974	1.066	1.094	1.002	1.034	1.063	1.016
	1.068	0.965	1.258	1.143	0.848	0.895
0.890	1.069	1.166	1.124	1.156	0.994	0.984
1.072	1.070	1.109	0.999	1.039	1.065	1.057
1.064	1.072	1.175	1.053	1.089	1.060	1.073
1.101	1.073	1.112	1.033	1.087	1.053	1.060
0.937	1.074	1.039	1.179	1.108	0.947	0.977
1.080	1.076	1.067	1.030	1.084	1.035	1.020
1.025	1.082	1.110	1.126	1.150	0.989	1.013
1.052	1.084	1.169	0.957	1.114	1.120	1.067
	1.086	1.190	1.226	1.352	0.884	1.057
1.080	1.089	1.083	1.039	1.051	1.047	0.984
	1.092	0.871	1.569	1.260	0.695	0.790
0.986	1.093	1.118	1.031	1.082	1.055	1.019
1.051	1.095	1.155	1.020	1.070	1.047	1.000
0.842	1.097	1.123	1.050	1.118	0.988	1.014
1.048	1.098	1.089	1.006	1.042	1.058	1.012
1.039	1.098	1.076	1.093	1.089	0.960	0.996
1.018	1.101	1.139	1.112	1.158	0.997	1.025
	1.101	1.207	0.968	1.067	1.137	1.085
1.033	1.102	1.142	0.999	1.114	1.042	1.027
0.979	1.102	1.092	1.135	1.101	1.005	0.982
0.995	1.103	1.138	1.122	1.164	0.983	1.021
0.983	1.103	1.123	1.072	1.128	1.002	1.036
	1.106	1.137	1.024	1.060	1.078	1.018
0.929	1.106	1.066	1.092	1.109	1.046	1.004
1.022	1.107	1.152	1.084	1.091	1.085	1.045
1.044	1.107	1.238	1.277	1.212	0.981	1.107
1.009	1.108	1.167	1.098	1.174	0.979	1.042
1.137	1.110	1.010	1.116	1.022	0.993	0.901
0.994	1.111	1.037	1.133	1.129	0.928	0.894
	1.113	1.032	1.133	1.009	1.028	0.983
1.029	1.118	1.188	1.052	1.125	1.055	1.057
0.897	1.118	1.269	1.195	1.296	0.976	1.068
0.811	1.118	0.898	1.214	0.981	0.920	0.795
0.866	1.119	1.146	1.066	1.078	1.145	1.035
0.937	1.120	1.070	1.089	1.090	0.984	0.955
1.067	1.121	1.112	1.064	1.093	1.050	1.000
0.983	1.121	1.068	1.191	1.169	0.959	0.992
	1.123	1.235	1.129	1.166	1.020	1.055
0.973	1.125	1.187	1.168	1.186	0.962	1.029
0.966	1.129	1.122	1.136	1.109	0.993	0.974

	1.130	1.387	1.171	1.447	0.963	1.216
	1.132	1.072	1.095	1.044	0.943	0.951
0.952	1.134	1.126	1.197	1.308	0.965	0.976
1.014	1.134	1.140	1.138	1.187	0.993	1.028
0.980	1.136	1.107	1.182	1.158	0.960	0.991
0.973	1.144	1.216	1.134	1.191	0.967	0.980
0.969	1.144	1.141	1.089	1.168	1.033	1.050
	1.145	1.231	0.909	0.976	1.259	1.064
	1.145	1.142	1.123	1.113	1.029	0.994
1.040	1.146	1.109	1.107	1.100	1.032	1.035
1.006	1.146	1.150	1.126	1.114	0.978	0.974
	1.150	1.275	1.104	1.177	1.038	1.025
1.054	1.150	1.158	1.157	1.155	1.061	1.034
1.009	1.151	1.001	1.028	0.899	1.119	0.861
1.007	1.152	1.211	1.133	1.172	1.030	1.012
0.948	1.157	1.253	1.090	1.182	1.086	1.072
0.974	1.159	1.235	1.099	1.200	1.054	1.081
	1.165	1.141	1.172	1.155	0.993	0.970
1.052	1.165	1.233	1.232	1.311	1.020	1.106
0.977	1.167	1.259	1.235	1.251	0.959	0.977
0.949	1.170	1.206	1.087	1.195	1.022	1.082
0.962	1.171	1.193	1.122	1.205	1.025	1.042
0.880	1.171	1.078	1.218	1.167	0.931	0.943
	1.174	1.093	1.180	1.210	0.962	1.012
	1.174	1.166	1.400	1.246	0.851	0.944
0.963	1.177	1.098	1.423	1.354	0.969	0.937
	1.178	1.163	1.086	1.095	1.060	0.980
1.238	1.179	0.961	1.256	1.064	0.961	0.882
1.010	1.181	1.335	1.050	1.178	1.123	1.119
0.909	1.181	1.095	1.413	1.319	0.835	0.918
0.934	1.185	1.212	1.314	1.369	0.895	1.049
	1.185	1.274	1.196	1.293	0.990	1.065
0.905	1.186	1.088	1.252	1.215	0.944	0.936
	1.186	1.212	0.997	1.025	1.189	1.012
0.945	1.187	1.209	1.113	1.138	0.978	1.007
0.983	1.191	1.304	1.209	1.391	1.000	1.084
0.972	1.194	1.184	1.226	1.199	0.975	0.956
0.980	1.197	1.235	1.107	1.149	1.044	1.014
	1.199	1.271	1.255	1.338	0.954	1.050
0.977	1.200	1.259	1.195	1.346	0.983	1.039
0.965	1.204	1.084	1.270	1.176	1.008	0.959
1.040	1.205	1.263	1.125	1.211	1.023	1.054
1.027	1.205	1.099	1.165	1.099	0.996	0.961
1.034	1.205	1.268	1.152	1.259	1.039	1.025
0.934	1.206	1.265	1.214	1.281	0.992	1.039
0.913	1.208	1.300	1.159	1.255	1.041	1.066
0.882	1.208	1.059	1.290	1.174	0.951	0.933
0.890	1.220	1.122	1.376	1.222	0.889	0.946
0.907	1.220	1.255	1.262	1.280	0.948	0.964
0.927	1.223	1.160	1.309	1.248	0.934	0.939
1.045	1.226	1.266	1.218	1.246	1.030	1.051
1.067	1.229	1.353	1.102	1.062	1.059	1.026
0.928	1.231	1.218	1.249	1.257	0.951	0.986
1.010	1.233	1.270	1.250	1.244	0.994	1.039

0.988	1.239	1.262	1.208	1.310	1.009	1.059
1.029	1.241	1.222	1.344	1.349	0.967	0.988
1.002	1.246	1.138	1.217	1.161	1.034	0.955
1.000	1.248	1.331	1.207	1.241	1.045	1.057
	1.255	1.242	1.144	1.208	1.096	0.967
	1.255	1.428	1.349	1.543	0.930	1.126
0.896	1.261	1.270	1.473	1.457	0.963	0.997
0.938	1.264	1.270	1.251	1.282	0.996	0.953
	1.266	1.557	1.188	1.469	1.065	1.218
0.952	1.270	1.269	1.225	1.272	1.018	1.009
0.995	1.272	1.407	1.119	1.239	1.045	1.058
1.040	1.277	1.225	1.356	1.336	0.913	0.939
0.997	1.278	1.224	1.478	1.267	1.031	1.000
1.035	1.279	1.362	1.247	1.305	1.025	1.031
1.011	1.281	1.440	1.240	1.324	1.068	0.991
0.711	1.281	<b>1.647</b>	0.993	1.171	1.188	1.273
1.061	1.287	1.328	1.158	1.275	1.050	1.063
	1.291	1.254	1.214	1.186	1.062	0.962
0.986	1.297	1.318	1.299	1.378	0.960	1.022
1.026	1.314	1.214	1.464	1.361	0.897	0.915
1.014	1.314	1.388	1.278	1.358	1.028	1.046
1.059	1.315	1.452	1.180	1.419	1.033	1.081
0.989	1.315	1.415	1.214	1.305	1.007	1.024
	1.318	1.444	1.467	1.617	0.898	1.085
	1.340	1.401	1.362	1.432	0.983	1.035
	1.344	1.129	1.360	1.150	0.987	0.832
0.988	1.352	1.428	1.443	1.500	0.947	1.055
0.974	1.352	1.384	1.373	1.414	1.019	0.973
0.964	1.362	1.328	1.289	1.573	1.021	1.081
1.054	1.376	1.480	1.223	1.409	1.090	1.134
	1.380	1.250	1.307	1.115	1.185	0.897
	1.381	1.465	1.351	1.481	0.962	0.998
0.953	1.383	1.309	1.317	1.344	0.964	1.060
0.957	1.385	1.506	1.303	1.500	0.984	1.056
0.959	1.388	1.322	1.422	1.363	0.975	0.943
1.047	1.391	1.425	1.380	1.422	1.007	1.014
	1.413	1.488	1.230	1.303	1.148	1.043
1.029	1.422	1.470	1.354	1.431	1.033	1.060
	1.425	1.424	1.482	1.358	0.958	0.951
	1.435	1.415	1.571	1.558	0.923	0.963
1.124	1.436	1.645	1.306	1.456	1.070	1.129
0.965	1.455	1.333	1.350	1.309	1.003	0.967
0.908	1.466	1.488	1.547	1.660	0.920	1.036
0.982	1.467	1.717	1.315	1.458	1.114	1.159
0.979	1.472	1.346	1.487	1.432	0.953	0.929
	1.493	1.733	1.526	1.782	0.978	1.073
	1.500	1.604	1.419	1.526	1.056	1.058
	1.505	1.508	1.509	1.521	0.996	0.992
0.970	1.517	1.455	1.449	1.484	1.004	1.014
0.981	1.552	1.597	1.496	1.616	1.004	1.054
	1.564	1.577	1.402	1.423	1.114	0.999
	1.579	1.560	1.518	1.509	1.039	0.979
0.972	1.610	1.625	1.554	1.639	1.007	1.011
1.000	1.615	1.515	1.984	1.830	0.904	0.930





1	0.33727438	-1.568005362	0.32125781	-1.638196569	0.342987953
2	0.354070121	-1.497892991	0.329311726	-1.602474209	0.361068511
3	0.399016137	-1.325481002	0.3873349	-1.368346596	0.391820496
4	0.468878398	-1.092714281	0.465107531	-1.104363793	0.465818008
5	0.475377514	-1.07285443	0.4672758	-1.097653771	0.474552067
6	0.480204149	-1.058280227	0.469004329	-1.092326855	0.50283109
7	0.519356232	-0.945203656	0.510669557	-0.969538038	0.520419031
8	0.522708008	-0.935922834	0.527627457	-0.922408452	0.529242882
9	0.530342383	-0.915004046	0.535748828	-0.900371305	0.530647006
10	0.544532848	-0.876909016	0.546356213	-0.872086231	0.557267573
11	0.556707018	-0.845009823	0.557745671	-0.842320683	0.561730844
12	0.560852073	-0.83430779	0.559100415	-0.838820678	0.575254709
13	0.561191475	-0.833435001	0.561328667	-0.833082356	0.57635731
14	0.56932239	-0.812682255	0.564982504	-0.823721903	0.585853431
15	0.579307546	-0.787598638	0.571172165	-0.808002421	0.589814246
16	0.592310804	-0.755573694	0.588958391	-0.763762381	0.598941515
17	0.599129182	-0.739060989	0.598699812	-0.740095277	0.610340105
18	0.605997398	-0.722616496	0.600100847	-0.736723128	0.616062293
19	0.613034094	-0.705960783	0.606995019	-0.720243417	0.617285244
20	0.632661016	-0.660495394	0.610570538	-0.711770119	0.626007149
21	0.637265722	-0.650033033	0.620113914	-0.689394834	0.630036293
22	0.644475927	-0.633801624	0.620579468	-0.688312129	0.633078719
23	0.644879512	-0.632898459	0.623223793	-0.682177782	0.634434997
24	0.658547281	-0.60264107	0.623820856	-0.680796308	0.641757248
25	0.663855344	-0.591059186	0.627379445	-0.672589833	0.642487061
26	0.665625845	-0.587216642	0.637370661	-0.649795482	0.643317355
27	0.666460442	-0.585408849	0.645914613	-0.630584635	0.648201159
28	0.672619018	-0.572138525	0.65794036	-0.603971281	0.651803582
29	0.674372124	-0.568383194	0.661957378	-0.595189766	0.658887887
30	0.67460608	-0.567882774	0.663667534	-0.591467395	0.659619989
31	0.674979374	-0.567084678	0.666340672	-0.58566814	0.661194808
32	0.680986175	-0.554302585	0.667748433	-0.582623409	0.661701535
33	0.684397774	-0.547093028	0.67254811	-0.572290622	0.66965089
34	0.684725295	-0.546402786	0.673724803	-0.569768682	0.671032618
35	0.687430066	-0.540715143	0.679842378	-0.5567278	0.671220384
36	0.692219034	-0.530699484	0.680916689	-0.554449802	0.677720918
37	0.694107882	-0.526768184	0.686055956	-0.543601845	0.682704568
38	0.695474374	-0.523930738	0.686086059	-0.543538542	0.693325597
39	0.696141128	-0.522548283	0.688729267	-0.53799111	0.696351017
40	0.704420743	-0.505490703	0.693879965	-0.527241983	0.697821237
41	0.709380911	-0.495367587	0.698410938	-0.517851941	0.700411478
42	0.70951256	-0.495099872	0.700489612	-0.513564438	0.702963335
43	0.711152802	-0.491768517	0.703329582	-0.507727196	0.710332214
44	0.71659572	-0.480768668	0.703338113	-0.507709697	0.715991396
45	0.721504028	-0.470920647	0.707760327	-0.4986672	0.717823782
46	0.724652459	-0.464638846	0.709232813	-0.49566881	0.720304194
47	0.72497901	-0.463988868	0.715736681	-0.482499176	0.720903154
48	0.725950351	-0.462057212	0.718509746	-0.476920369	0.723893721
49	0.726733803	-0.460501081	0.721616261	-0.470696246	0.727217681
50	0.731280116	-0.451503961	0.724507132	-0.464928203	0.727774016
51	0.732171736	-0.449746012	0.725779007	-0.462397767	0.7285405
52	0.73974605	-0.434898007	0.727930147	-0.458128081	0.729841665
53	0.739951684	-0.434497024	0.729209161	-0.455595409	0.730053638

54	0.751771924	-0.411633059	0.734972352	-0.444238115	0.735256156
55	0.753422445	-0.408469083	0.735254353	-0.443684675	0.742087752
56	0.754784762	-0.405862798	0.736609848	-0.441027409	0.743022895
57	0.754968018	-0.405512565	0.738336579	-0.43764946	0.748127881
58	0.755877075	-0.40377646	0.740275534	-0.433865746	0.749677519
59	0.756155334	-0.403245463	0.740885455	-0.432677584	0.750031471
60	0.756350623	-0.402872913	0.744324151	-0.425997047	0.75241399
61	0.761391676	-0.393289298	0.745926137	-0.422895315	0.757769828
62	0.766096669	-0.384401646	0.752281703	-0.410655094	0.759106804
63	0.767754104	-0.381283776	0.754715546	-0.405995103	0.766334213
64	0.770203119	-0.376689129	0.759949326	-0.396024873	0.766341498
65	0.770849643	-0.37547861	0.761970208	-0.392193504	0.766931195
66	0.770867735	-0.37544475	0.762860221	-0.390509358	0.769153673
67	0.772352168	-0.372669274	0.768342663	-0.380178231	0.769434776
68	0.775704611	-0.366420718	0.768611577	-0.379673388	0.769905253
69	0.777841251	-0.362452349	0.769761409	-0.37751675	0.770110004
70	0.77857761	-0.361087238	0.771997998	-0.373330989	0.770253693
71	0.779143643	-0.360038766	0.773651718	-0.370243854	0.771261523
72	0.782551991	-0.353741491	0.775026151	-0.367683103	0.771347215
73	0.796705234	-0.327882042	0.776910638	-0.364179428	0.771631124
74	0.796850053	-0.327619824	0.777715075	-0.362686392	0.774228354
75	0.798090695	-0.325375392	0.779934676	-0.3585748	0.778643637
76	0.798470701	-0.324688625	0.788247655	-0.343279121	0.779154395
77	0.799395807	-0.32301809	0.792314182	-0.335855469	0.779848014
78	0.801482415	-0.319257228	0.792559937	-0.335408052	0.781861589
79	0.801763519	-0.318751321	0.792612665	-0.335312075	0.782483987
80	0.802454082	-0.317509253	0.792642277	-0.335258177	0.785062387
81	0.804357352	-0.314091504	0.794211485	-0.332404871	0.785542468
82	0.805843442	-0.311428514	0.804496197	-0.313842493	0.790749436
83	0.80946132	-0.304965951	0.804710851	-0.313457608	0.794288562
84	0.811475958	-0.301379744	0.805566354	-0.311924667	0.795210347
85	0.812559778	-0.299454142	0.808987846	-0.305810067	0.80295575
86	0.813481185	-0.297819117	0.809042001	-0.305713494	0.803356716
87	0.817340786	-0.290990366	0.811621698	-0.301120661	0.805772645
88	0.818570851	-0.288820801	0.81369961	-0.297431796	0.808062135
89	0.819157822	-0.287786661	0.818320557	-0.289262001	0.809374814
90	0.820348609	-0.285690978	0.81961285	-0.286985491	0.810959147
91	0.82211894	-0.282580964	0.820377198	-0.285640702	0.811430056
92	0.824215578	-0.278906364	0.82244372	-0.282011136	0.821304164
93	0.825469137	-0.276713818	0.823331077	-0.280455412	0.8215294
94	0.827589406	-0.273012917	0.825058014	-0.277432528	0.825206029
95	0.834104549	-0.261699868	0.835045425	-0.260073415	0.836415758
96	0.835291196	-0.259648863	0.836532231	-0.257506967	0.837837207
97	0.840718745	-0.250304854	0.836701867	-0.257214441	0.842945384
98	0.840866359	-0.250051568	0.840856311	-0.250068808	0.844588748
99	0.8433346	-0.24582295	0.841103012	-0.249645594	0.846701047
100	0.84602389	-0.241229691	0.841639774	-0.248725211	0.849070256
101	0.84705	-0.239480964	0.84752517	-0.238671881	0.849146512
102	0.847597254	-0.23854918	0.848245468	-0.237446277	0.852511891
103	0.85084002	-0.233040201	0.851784603	-0.231439443	0.854593576
104	0.851396467	-0.232096992	0.853286516	-0.228897845	0.856906983
105	0.851624206	-0.231711138	0.858142099	-0.220711534	0.858348379
106	0.858183309	-0.220642252	0.858237026	-0.220551952	0.861413565
107	0.858527879	-0.220063111	0.858733505	-0.219717612	0.86334724

108	0.859819496	-0.217894272	0.862033585	-0.214184017	0.87198196
109	0.859978957	-0.217626737	0.869293099	-0.202085403	0.873342399
110	0.860195975	-0.217262714	0.870028109	-0.200866082	0.873506258
111	0.86269453	-0.213078286	0.871163791	-0.198984103	0.873955541
112	0.866109932	-0.207377943	0.872459328	-0.196840218	0.882013906
113	0.866407654	-0.206882108	0.873074356	-0.195823568	0.882441307
114	0.867639344	-0.20483262	0.874175543	-0.194005079	0.887790949
115	0.872325362	-0.19706176	0.874498441	-0.193472283	0.889372745
116	0.872851434	-0.196191978	0.876563491	-0.190069502	0.892630903
117	0.873517349	-0.195091739	0.878262101	-0.187276545	0.8942307
118	0.875980996	-0.191028524	0.87958334	-0.185107817	0.894435082
119	0.877856478	-0.187943004	0.882745441	-0.179930629	0.895724587
120	0.879724108	-0.184876947	0.886891448	-0.17317056	0.898535911
121	0.883063692	-0.179410597	0.886925065	-0.173115876	0.899378397
122	0.883811791	-0.178188917	0.89108785	-0.166360424	0.901152918
123	0.884273959	-0.177434692	0.891209606	-0.166163311	0.903711409
124	0.886502183	-0.173803911	0.89322853	-0.162898764	0.903945349
125	0.888387208	-0.170739475	0.893773879	-0.162018213	0.903986462
126	0.889137207	-0.16952203	0.894562177	-0.160746333	0.904316324
127	0.890004487	-0.168115485	0.896028307	-0.158383785	0.905951408
128	0.890675903	-0.167027531	0.896451182	-0.157703074	0.90686048
129	0.900563032	-0.151100839	0.897452052	-0.156093233	0.90741636
130	0.900966846	-0.150454077	0.899428988	-0.152918713	0.909515337
131	0.901432414	-0.149708767	0.90146939	-0.149649591	0.909776821
132	0.901998339	-0.148803318	0.903187873	-0.14690198	0.910165793
133	0.905682721	-0.142922362	0.90732909	-0.14030218	0.910815288
134	0.908646412	-0.138209097	0.911117874	-0.134290383	0.913031265
135	0.910749652	-0.134873557	0.9126583	-0.13185328	0.913078337
136	0.912535461	-0.132047472	0.913922992	-0.129855487	0.913764423
137	0.914258568	-0.129325852	0.916495413	-0.125800435	0.914296157
138	0.915546431	-0.127295042	0.917747512	-0.123830797	0.918442525
139	0.91823151	-0.123070154	0.918872992	-0.122062631	0.920495517
140	0.920214652	-0.119957667	0.920315963	-0.119798842	0.921393942
141	0.920502651	-0.119506218	0.921063867	-0.118626898	0.923198421
142	0.921032339	-0.118676283	0.92166145	-0.117691187	0.926678922
143	0.922136581	-0.116947646	0.925499066	-0.111696561	0.928456647
144	0.922695322	-0.116073752	0.925596869	-0.111544111	0.930313252
145	0.927977022	-0.107839012	0.926286133	-0.110470179	0.931707752
146	0.929123467	-0.106057772	0.928141342	-0.107583572	0.9321547
147	0.933023371	-0.100014876	0.928627489	-0.106828107	0.933995438
148	0.933711229	-0.098951662	0.929544346	-0.105404401	0.935776182
149	0.934128427	-0.098307185	0.930926513	-0.103260809	0.936930633
150	0.939506749	-0.09002457	0.933984387	-0.098529662	0.940459645
151	0.945986569	-0.080108395	0.936674461	-0.094380365	0.941508119
152	0.946250785	-0.079705503	0.936841536	-0.094123054	0.943342473
153	0.948280574	-0.076614113	0.936874404	-0.09407244	0.945711178
154	0.948827034	-0.075782979	0.941588722	-0.086831054	0.946739685
155	0.949502815	-0.074755818	0.941882749	-0.086380619	0.948064182
156	0.95029479	-0.073552975	0.942306177	-0.085732193	0.953480949
157	0.950977718	-0.072516556	0.944319553	-0.082652953	0.953833079
158	0.951518668	-0.071696133	0.945051442	-0.081535233	0.955724141
159	0.956907618	-0.063548445	0.946462742	-0.07938238	0.956089297
160	0.958373601	-0.061339926	0.947799919	-0.077345557	0.959064573
161	0.959675151	-0.059381957	0.948705833	-0.075967278	0.96043322



162	0.9597922	-0.059206005	0.951300886	-0.072026373	0.960485983
163	0.960703759	-0.057836462	0.953895951	-0.068096187	0.962660835
164	0.961229145	-0.057047703	0.954972308	-0.066469197	0.963312859
165	0.967485626	-0.047687867	0.956331427	-0.064417409	0.96396064
166	0.970314589	-0.04347553	0.967949275	-0.04699665	0.96435271
167	0.978319957	-0.031621723	0.968206199	-0.046613764	0.964869878
168	0.979248444	-0.030253165	0.969949087	-0.044019073	0.966135403
169	0.979542027	-0.029820702	0.971097808	-0.042311485	0.966298995
170	0.980062505	-0.029054333	0.973955421	-0.038072355	0.966371149
171	0.982093576	-0.0260676	0.974612739	-0.037099016	0.972407745
172	0.982131695	-0.026011604	0.976468172	-0.034355074	0.972691228
173	0.983189661	-0.02445835	0.97793842	-0.032184472	0.977257912
174	0.984694003	-0.022252624	0.978469415	-0.031401339	0.97839768
175	0.98505924	-0.021717606	0.978910936	-0.030750489	0.978445031
176	0.988424945	-0.016796674	0.979767441	-0.029488745	0.981805062
177	0.990472534	-0.013811125	0.979990481	-0.029160359	0.98252163
178	0.992129184	-0.011400111	0.982872258	-0.02492417	0.983265271
179	0.992453804	-0.010928145	0.982935188	-0.024831803	0.990010995
180	1	0	0.988263932	-0.017031707	0.990257812
181	1.000476147	0.000686772	0.988505048	-0.016679761	0.990485097
182	1.012477924	0.017890451	0.990083922	-0.014377278	0.993501915
183	1.013363885	0.019152319	0.990417263	-0.013891634	0.994729635
184	1.020125356	0.028746446	0.991362189	-0.012515861	0.995688625
185	1.023162771	0.033035677	0.994144014	-0.008473235	1.000372288
186	1.023989547	0.034200988	0.9956554	-0.006281588	1.001639502
187	1.027809233	0.039572517	1	0	1.002410714
188	1.028241232	0.04017877	1.001320018	0.001903128	1.003388906
189	1.029351451	0.041735645	1.001815362	0.002616639	1.01309541
190	1.031226217	0.044360847	1.003525505	0.005077283	1.016080172
191	1.032210914	0.045737791	1.006032462	0.008676858	1.01678744
192	1.034230171	0.048557298	1.009561587	0.013728924	1.019946037
193	1.035377727	0.050157188	1.010056597	0.014436135	1.02387185
194	1.038636537	0.054690882	1.013188405	0.018902472	1.026285734
195	1.039316542	0.055635119	1.016435114	0.023518121	1.033555383
196	1.040656501	0.057493943	1.01913609	0.027346714	1.033561061
197	1.041142278	0.058167235	1.023019543	0.032833705	1.03582872
198	1.042969457	0.060696909	1.023079755	0.032918615	1.03638734
199	1.044503379	0.06281716	1.024544857	0.03498315	1.037958526
200	1.050818455	0.071513443	1.026678316	0.037984221	1.039413627
201	1.05288111	0.074342538	1.027334349	0.038905788	1.03968636
202	1.054696778	0.076828289	1.027502764	0.039142275	1.040007774
203	1.055806928	0.078346038	1.030465534	0.043296251	1.041132873
204	1.056996294	0.079970318	1.031948742	0.045371313	1.042380261
205	1.057434387	0.080568148	1.032778497	0.046530868	1.048299809
206	1.058705352	0.082301129	1.03589296	0.050874936	1.048689078
207	1.065893755	0.092063642	1.039567496	0.055983431	1.04917433
208	1.07201026	0.100318714	1.040817127	0.057716607	1.050437946
209	1.073457195	0.102264663	1.043074564	0.060842292	1.052410503
210	1.076281008	0.106054803	1.045022911	0.063534572	1.05751601
211	1.078685829	0.109274736	1.050651686	0.071284463	1.062495933
212	1.078728443	0.109331729	1.053957614	0.075816849	1.062903515
213	1.080443639	0.111623817	1.055074262	0.077344547	1.063362027
214	1.080873891	0.11219821	1.05638319	0.079133249	1.065451301
215	1.082932573	0.114943419	1.063171207	0.088373939	1.070037597

216	1.087838595	0.121464516	1.063633008	0.089000454	1.073772769
217	1.09023029	0.124632909	1.065644081	0.091725666	1.088691093
218	1.091907758	0.126850986	1.068573377	0.095685978	1.094980366
219	1.093118593	0.128449928	1.072429428	0.100882713	1.098030517
220	1.093572082	0.129048317	1.072585378	0.101092491	1.099479223
221	1.100954268	0.138754543	1.074967405	0.104292915	1.102618229
222	1.102958438	0.141378428	1.075694883	0.105268921	1.103703031
223	1.105737845	0.145009383	1.076474633	0.106314323	1.104571425
224	1.110382975	0.151057353	1.0782872	0.108741489	1.104937571
225	1.111910575	0.153040764	1.078363284	0.108843282	1.10536728
226	1.114273988	0.15610402	1.083020625	0.115060718	1.108741032
227	1.114551093	0.156462754	1.083692532	0.115955489	1.110178353
228	1.115906056	0.158215577	1.088191894	0.121932986	1.111743228
229	1.121711474	0.165701634	1.092122165	0.127134246	1.115322536
230	1.123006376	0.167366119	1.09429531	0.13000212	1.11599076
231	1.129631978	0.175852835	1.095650698	0.131787929	1.116070897
232	1.132471315	0.179474508	1.100198053	0.137763255	1.118773665
233	1.134337692	0.181850195	1.103290039	0.141812105	1.12320745
234	1.13597802	0.183934921	1.103732916	0.142391108	1.124910666
235	1.140020354	0.189059583	1.107395004	0.147169918	1.127454259
236	1.140247942	0.189347566	1.107575415	0.147404935	1.128118582
237	1.143373466	0.193296715	1.108272686	0.148312894	1.12891251
238	1.144118706	0.194236745	1.111817997	0.152920641	1.129649645
239	1.147020944	0.197891734	1.114092588	0.155869135	1.129901108
240	1.147851186	0.198935615	1.118098708	0.161047558	1.13416915
241	1.148405455	0.199632089	1.119832666	0.163283169	1.13502341
242	1.151797238	0.203886768	1.120993252	0.164777593	1.143541315
243	1.154899518	0.207767336	1.123664956	0.16821193	1.153124328
244	1.156143584	0.20932058	1.125976261	0.171176412	1.153972485
245	1.163197796	0.218096441	1.125984959	0.171187556	1.155384899
246	1.163515363	0.21849026	1.12600204	0.171209441	1.159856444
247	1.165553419	0.221015126	1.126218468	0.171486714	1.160777644
248	1.167642282	0.223598358	1.128687703	0.174646361	1.161181269
249	1.173936989	0.231354974	1.132145583	0.179059487	1.162563109
250	1.174142134	0.231607062	1.133745093	0.181096307	1.162579532
251	1.174333834	0.231842589	1.134041678	0.181473663	1.166604429
252	1.174989461	0.232647817	1.134067919	0.181507046	1.17019555
253	1.175202537	0.232909415	1.134327835	0.181837658	1.171274359
254	1.176460538	0.234452929	1.145356743	0.195797022	1.171284396
255	1.178149268	0.236522336	1.148070698	0.199211486	1.174943689
256	1.178794564	0.237312313	1.149185938	0.200612244	1.17657778
257	1.196689872	0.259049319	1.156330517	0.209553826	1.176683093
258	1.196887587	0.259287659	1.157202092	0.210640836	1.178221541
259	1.200387694	0.263500434	1.159649032	0.21368824	1.187087124
260	1.201297433	0.264593396	1.161090401	0.215480303	1.189878961
261	1.201852576	0.26525994	1.164483964	0.219690773	1.194518725
262	1.202301325	0.265798515	1.164863227	0.22016057	1.195098855
263	1.202905996	0.266523904	1.164869701	0.220168588	1.208858396
264	1.203566407	0.267315745	1.172671094	0.229798428	1.212539982
265	1.20598921	0.270216999	1.176649096	0.234684139	1.213748834
266	1.215576195	0.281640327	1.18052109	0.239423816	1.214122998
267	1.226089305	0.294064065	1.191210897	0.252428857	1.214494392
268	1.228406398	0.296787931	1.191770521	0.253106467	1.225925646
269	1.229518357	0.298093275	1.194628542	0.256562096	1.229722476

270	1.231287342	0.300167479	1.197975381	0.260598261	1.230464782
271	1.233924116	0.303253674	1.198986701	0.261815657	1.230680908
272	1.236152267	0.305856462	1.199318724	0.262215112	1.232179138
273	1.237684662	0.307643791	1.2021705	0.265641523	1.233504512
274	1.248125714	0.319763253	1.202554661	0.266102471	1.236408693
275	1.255165403	0.327877492	1.206697033	0.271063502	1.237696151
276	1.258747065	0.331988414	1.216744054	0.283025725	1.239782788
277	1.259970111	0.333389511	1.223353792	0.290841689	1.240250906
278	1.267523163	0.342012111	1.224223381	0.291866827	1.240662679
279	1.268185812	0.342766141	1.226307966	0.294321332	1.246181656
280	1.273483724	0.348780521	1.226504537	0.294552571	1.248688865
281	1.277275188	0.353069386	1.226558606	0.294616169	1.251375183
282	1.278960824	0.354972073	1.226576788	0.294637555	1.254529235
283	1.281841166	0.358217507	1.226577303	0.29463816	1.258711298
284	1.282626128	0.359100701	1.233283047	0.302503946	1.258954492
285	1.28797068	0.365099751	1.238364255	0.308435734	1.263145631
286	1.292477526	0.370139194	1.243740573	0.314685591	1.264973739
287	1.296134048	0.374214931	1.245102815	0.316264878	1.265304005
288	1.297472147	0.375703569	1.250086813	0.322028287	1.26713491
289	1.299650442	0.378123644	1.250749928	0.322793369	1.271243221
290	1.305907387	0.385052587	1.254435958	0.327038819	1.273023204
291	1.311648637	0.391381304	1.261838893	0.335527724	1.288733038
292	1.316804942	0.397041656	1.264255549	0.338288111	1.291888391
293	1.317792617	0.398123349	1.265432516	0.339630572	1.293161107
294	1.322079826	0.402809288	1.268092693	0.342660205	1.295702303
295	1.322159042	0.402895728	1.270524734	0.345424461	1.299738892
296	1.325739552	0.406797379	1.271348838	0.346359937	1.301407215
297	1.3338718	0.415620014	1.271924597	0.347013147	1.306335291
298	1.340771995	0.42306392	1.285550082	0.362385815	1.312179471
299	1.341794738	0.424163991	1.286332459	0.363263563	1.319439431
300	1.343044881	0.425507516	1.289080304	0.36634214	1.324794457
301	1.345311511	0.427940272	1.298272802	0.376593564	1.339970074
302	1.357984996	0.44146754	1.302875311	0.38169902	1.343932513
303	1.360518342	0.444156407	1.31211116	0.391890431	1.348535007
304	1.366050845	0.450011182	1.320387706	0.400961611	1.350809591
305	1.366699139	0.450695688	1.324011273	0.404915405	1.35497574
306	1.367677709	0.451728301	1.324255726	0.405181747	1.356362192
307	1.371928994	0.456205815	1.325702026	0.406756542	1.356749969
308	1.37530382	0.459750362	1.327415868	0.408620426	1.369402093
309	1.377883955	0.46245439	1.328132079	0.409398625	1.373063087
310	1.37951729	0.464163539	1.332724078	0.414378121	1.379626561
311	1.382116431	0.466879155	1.333649385	0.415379433	1.390566822
312	1.386086214	0.471016996	1.342866122	0.425315481	1.397563492
313	1.38629338	0.471232606	1.344217278	0.426766353	1.400379483
314	1.390680039	0.475790529	1.351460173	0.434518997	1.404988749
315	1.408316752	0.493971855	1.355387328	0.438705188	1.408107072
316	1.410575482	0.496283868	1.359704396	0.443293039	1.408894697
317	1.414871	0.500670523	1.360578607	0.444220311	1.410480564
318	1.417369053	0.503215454	1.379143086	0.463772144	1.411182031
319	1.41800342	0.503861012	1.383803428	0.46863902	1.41154928
320	1.428838355	0.514842713	1.404215075	0.489763921	1.415044422
321	1.43593718	0.521992635	1.405628262	0.491215104	1.417418861
322	1.436118466	0.522174763	1.410979306	0.496696829	1.424680696
323	1.43720877	0.523269644	1.42018604	0.506079931	1.425185244

324	1.443019171	0.529090467	1.42127481	0.507185533	1.433378937
325	1.468318022	0.554164474	1.422202315	0.50812671	1.435610379
326	1.479954377	0.565552703	1.427233721	0.513221607	1.437055961
327	1.482834596	0.56835768	1.429281738	0.515290326	1.444655957
328	1.484625635	0.570099186	1.429634751	0.515646608	1.446272567
329	1.508776216	0.593378839	1.437687694	0.523750317	1.457461263
330	1.510740092	0.59525548	1.464136889	0.550050444	1.458713707
331	1.520401546	0.604452397	1.476106628	0.56179694	1.47000974
332	1.533094626	0.616446746	1.481006046	0.56657753	1.487892927
333	1.539894253	0.622831283	1.48328328	0.568794153	1.490017556
334	1.550382168	0.632623883	1.499717285	0.584690561	1.497102905
335	1.559509482	0.641092324	1.5002295	0.585183216	1.502510116
336	1.564476286	0.645679791	1.508357354	0.592978266	1.513470134
337	1.57006992	0.650828808	1.512864818	0.597283082	1.518506915
338	1.576639295	0.656852637	1.51423303	0.598587243	1.530573357
339	1.579522712	0.659488682	1.516029476	0.600297804	1.531509551
340	1.581300543	0.661111593	1.52411429	0.607971092	1.539099336
341	1.587704364	0.666942303	1.532499551	0.615886651	1.544961518
342	1.596879021	0.675255019	1.546094137	0.628628164	1.546965927
343	1.597060595	0.675419052	1.55278879	0.634861608	1.551250959
344	1.613456392	0.690154585	1.576454441	0.656683477	1.55141325
345	1.622141084	0.697899302	1.586228655	0.665600751	1.573472576
346	1.622276255	0.698019515	1.593880698	0.672543648	1.583933391
347	1.632873277	0.707412831	1.594371637	0.672987951	1.601174825
348	1.654628085	0.726506975	1.596804295	0.675187507	1.606826102
349	1.677203349	0.746057616	1.603248089	0.680997687	1.612252313
350	1.69197811	0.758710904	1.630320138	0.705155287	1.673006941
351	1.75669802	0.812866211	1.635535366	0.709762956	1.684943692
352	1.780626557	0.832384978	1.648708921	0.721336714	1.730691859
353	1.782460675	0.833870248	1.650170845	0.722615397	1.731738275
354	1.788254702	0.838552235	1.673989802	0.743290739	1.73404795
355	1.790279588	0.840184911	1.676888042	0.74578637	1.810652966
356	1.832693935	0.873965872	1.72148617	0.783654591	1.857117109
357	1.840435924	0.880047522	1.793020856	0.84239227	1.865735793
358	1.859408244	0.894843558	1.890688803	0.918911923	1.880201356
359	1.881258722	0.91169827	1.898682063	0.924998344	1.945135906
360	1.896216006	0.923123317	1.976676292	0.983076629	2.188057423
361	2.09140563	1.064472901	2.049137881	1.035017063	2.192867412
362	2.49566441	1.319423949	2.051776919	1.036873882	2.38655043
363	2.589712521	1.372791956	2.107374878	1.075446976	2.457036659
364	2.594662041	1.375546638	2.142215793	1.099103815	2.55542525
365	2.64480145	1.403159421	2.214529734	1.147000368	2.571745604
366	2.655034016	1.408730345	2.348200336	1.231555497	2.805008738
367	2.69434152	1.42993273	2.714628655	1.44075486	2.846115764
368	5.624228717	2.491655265	4.43008387	2.147334012	5.148256902
369	11.85485091	3.567405614	5.169117767	2.369918071	12.51243641

-1.543770189	0.327844931	-1.608914505	0.550717405	-0.86061589	0.449473106
-1.469655487	0.354198997	-1.497367969	0.770008835	-0.377053096	0.696143275
-1.351735227	0.381682797	-1.38955393	0.770228325	-0.376641915	0.700531043
-1.102161682	0.465852687	-1.102054282	0.810379246	-0.303330869	0.727157751
-1.07536171	0.467799903	-1.096036532	0.814499733	-0.296013869	0.816105366
-0.991854241	0.521314232	-0.939774849	0.826204065	-0.275429936	0.823167637
-0.942254376	0.530108486	-0.915640459	0.827514865	-0.273142866	0.825788591
-0.917998134	0.548323872	-0.86689981	0.860004202	-0.217584386	0.8466507
-0.914175617	0.556444738	-0.845689677	0.868560674	-0.203301462	0.848521951
-0.843557889	0.565039781	-0.823575652	0.874189598	-0.193981883	0.852725832
-0.832049073	0.566582588	-0.81964183	0.876185935	-0.190691039	0.857378246
-0.797727207	0.572626894	-0.804332666	0.884492093	-0.177078849	0.857711765
-0.794964613	0.573684176	-0.80167137	0.885425028	-0.175557941	0.867118222
-0.771388319	0.578400406	-0.78985953	0.887870255	-0.171579224	0.878167882
-0.761667426	0.583875024	-0.776268494	0.888023304	-0.171330558	0.894663984
-0.73951296	0.590362591	-0.760326789	0.894122878	-0.161454982	0.89795036
-0.712314702	0.594538009	-0.75015905	0.89548664	-0.159256187	0.906030962
-0.698851859	0.607731835	-0.718493228	0.896365975	-0.157840208	0.91020661
-0.695990789	0.612848584	-0.706397423	0.89722339	-0.156460864	0.911636617
-0.675748961	0.616546505	-0.697718377	0.908013645	-0.139214117	0.912574616
-0.666493159	0.619083101	-0.691795016	0.908208616	-0.138904372	0.916477962
-0.659543194	0.626893675	-0.673707322	0.911761138	-0.133272177	0.916858688
-0.656455739	0.632028216	-0.661939129	0.916833273	-0.125268692	0.919988734
-0.639900409	0.64372608	-0.635481174	0.917925686	-0.123550735	0.920414579
-0.638260694	0.643767984	-0.635387265	0.918500687	-0.122647294	0.923744701
-0.636397485	0.64554953	-0.631400303	0.920648722	-0.1192773	0.925151179
-0.625486494	0.648604497	-0.624589069	0.922646594	-0.116149945	0.926876981
-0.617490813	0.651772987	-0.617558535	0.923393638	-0.114982302	0.92725092
-0.60189509	0.65421407	-0.612165306	0.924264637	-0.113622109	0.928148262
-0.600292977	0.661309339	-0.59660282	0.924625577	-0.113058824	0.928461051
-0.596852698	0.672393239	-0.572622876	0.925388591	-0.111868782	0.928941885
-0.595747468	0.677790391	-0.561088912	0.925413387	-0.111830126	0.929042017
-0.578518927	0.67913776	-0.558223847	0.925502963	-0.111690486	0.9291876
-0.5755452	0.68174924	-0.552686907	0.92687667	-0.109550708	0.929835473
-0.575141565	0.684533596	-0.546806745	0.929010244	-0.106233589	0.929927013
-0.561236793	0.686600414	-0.542457369	0.930339686	-0.104170525	0.930982141
-0.550666691	0.687924089	-0.53967872	0.931471002	-0.102417238	0.931016939
-0.52839507	0.687989242	-0.53954209	0.932884599	-0.100229469	0.932802754
-0.522113371	0.693143961	-0.528773073	0.93352774	-0.099235202	0.934854509
-0.51907059	0.698140606	-0.518410469	0.934022251	-0.098471175	0.935244505
-0.513725368	0.699661641	-0.515270696	0.93478681	-0.097290717	0.935839055
-0.508478652	0.710846487	-0.492390063	0.935950239	-0.095496266	0.936045057
-0.493434181	0.712202768	-0.489640051	0.937250751	-0.093493019	0.936381119
-0.481985843	0.724069666	-0.465799583	0.937284865	-0.093440509	0.936940088
-0.478298374	0.724255408	-0.465429543	0.937529805	-0.09306354	0.937361801
-0.473321791	0.724717119	-0.464510121	0.937865412	-0.09254719	0.937590199
-0.472122633	0.728052519	-0.45788557	0.938390725	-0.091739341	0.937771235
-0.466150193	0.732252746	-0.449586396	0.938482262	-0.091598618	0.937784257
-0.459540817	0.733677175	-0.446782693	0.93873364	-0.091212234	0.938526913
-0.458437552	0.735243089	-0.443706776	0.938822051	-0.091076366	0.938724698
-0.45691892	0.736153704	-0.441921072	0.938961648	-0.090861863	0.93873758
-0.454344582	0.736562456	-0.441120233	0.939641813	-0.089817182	0.938859129
-0.45392563	0.737529453	-0.43922743	0.939690013	-0.089743179	0.939593636

-0.443681136	0.737837355	-0.438625264	0.940221095	-0.088928045	0.939606267
-0.430338298	0.738388137	-0.43754872	0.940332429	-0.088757222	0.9400194
-0.428521429	0.73981366	-0.434766156	0.940568646	-0.088394854	0.940517886
-0.418643196	0.742857755	-0.42884211	0.940634434	-0.088293948	0.941317507
-0.415657955	0.750709886	-0.413672612	0.941360931	-0.087180116	0.941878746
-0.414976964	0.759141706	-0.397558881	0.941504471	-0.086960149	0.94310117
-0.410401421	0.759575565	-0.396734599	0.942368039	-0.085637485	0.943668636
-0.400168398	0.76690508	-0.382880068	0.943471956	-0.08394846	0.943725848
-0.397625212	0.770277592	-0.376549638	0.943594102	-0.083761693	0.944590998
-0.383954378	0.772661497	-0.372091587	0.944513735	-0.082356319	0.946682239
-0.383940665	0.778048574	-0.362067868	0.944823162	-0.081883762	0.946902727
-0.382830941	0.77975691	-0.358903663	0.945238599	-0.081249552	0.948314423
-0.378656224	0.781517988	-0.355649015	0.945654541	-0.080614849	0.949289302
-0.378129059	0.781994052	-0.354770461	0.945897138	-0.080244789	0.949578256
-0.377247181	0.782971003	-0.352969216	0.946297754	-0.079633894	0.949763314
-0.376863556	0.784611779	-0.349949101	0.946424195	-0.079441139	0.950068246
-0.376594401	0.785850242	-0.347673688	0.947171842	-0.078301902	0.951047999
-0.374707957	0.786569143	-0.346354504	0.94949359	-0.074769834	0.951207185
-0.374547672	0.790186718	-0.339734499	0.949842044	-0.074240477	0.951385945
-0.374016758	0.791927525	-0.33655969	0.950271455	-0.073588401	0.953291756
-0.369168952	0.793382828	-0.333910923	0.951311654	-0.072010043	0.953312802
-0.360964896	0.79463875	-0.331628948	0.95159704	-0.071577311	0.954055729
-0.360018858	0.795689866	-0.32972187	0.951640304	-0.071511721	0.954190282
-0.358735113	0.796617549	-0.328040834	0.952060115	-0.070875424	0.95573214
-0.355014861	0.799621114	-0.322611528	0.953401401	-0.06884435	0.956203026
-0.353866866	0.801789086	-0.318705315	0.953753827	-0.068311154	0.956900003
-0.349120789	0.80635704	-0.310509316	0.953852287	-0.068162227	0.957386645
-0.348238823	0.806377108	-0.310473411	0.953869184	-0.06813667	0.957439532
-0.338707473	0.808366231	-0.30691904	0.954321171	-0.067453216	0.957709184
-0.332264866	0.808875735	-0.306010011	0.954399137	-0.067335356	0.958065311
-0.330591565	0.809026392	-0.305741328	0.955129035	-0.066232445	0.958127357
-0.31660761	0.809466076	-0.304957475	0.955462663	-0.065728598	0.960347481
-0.315887363	0.813167796	-0.298375015	0.956358252	-0.064376941	0.960385614
-0.311555267	0.814987666	-0.29514987	0.957182067	-0.063134727	0.962197636
-0.307461863	0.815047556	-0.295043856	0.958551377	-0.061072335	0.96264006
-0.305120139	0.815400815	-0.294418695	0.959833083	-0.059144554	0.963409996
-0.302298856	0.81845743	-0.289020714	0.960494051	-0.058151417	0.963677495
-0.301461353	0.820454761	-0.285504308	0.961881557	-0.056068839	0.963727925
-0.284011482	0.820613203	-0.285225729	0.962521584	-0.055109202	0.965068158
-0.283615889	0.822791259	-0.281401627	0.963131014	-0.054196035	0.965256598
-0.277173734	0.822913534	-0.281187245	0.963233795	-0.054042086	0.965778405
-0.257707853	0.824625886	-0.278188346	0.963735514	-0.053290825	0.966460895
-0.255258141	0.829058618	-0.270453985	0.963964567	-0.052947978	0.96721561
-0.246488935	0.830566658	-0.267832137	0.964170077	-0.052640439	0.967416415
-0.243679068	0.830936124	-0.267190517	0.964503971	-0.052140917	0.967712591
-0.240075423	0.831699402	-0.2658659	0.965211261	-0.051083348	0.968751442
-0.23604416	0.832174935	-0.265041259	0.965959787	-0.049964965	0.96888906
-0.235914597	0.833962749	-0.261945151	0.966215419	-0.04958322	0.969233002
-0.230208137	0.839513564	-0.252374461	0.967560855	-0.047575692	0.969359406
-0.226689622	0.844028023	-0.244637196	0.969117341	-0.045256737	0.969508104
-0.222789486	0.845526496	-0.24207813	0.969425687	-0.044797785	0.970320039
-0.220364779	0.845773055	-0.241657495	0.971366731	-0.041912019	0.97044327
-0.215222052	0.847528341	-0.238666483	0.97150488	-0.041706852	0.970651219
-0.211987164	0.848140254	-0.237625237	0.97174408	-0.041351681	0.971360539

-0.197629807	0.84995815	-0.234536286	0.97189357	-0.041129759	0.972332641
-0.195380713	0.850495704	-0.233624146	0.973139109	-0.039282043	0.972878006
-0.195110057	0.851782316	-0.231443316	0.973685936	-0.038471592	0.973146255
-0.194368205	0.853653651	-0.228277244	0.974687956	-0.036987677	0.973379658
-0.181126693	0.853672113	-0.228246043	0.976139636	-0.034840557	0.974097602
-0.180427769	0.856461984	-0.223538885	0.976236019	-0.034698112	0.97435139
-0.171708095	0.859052631	-0.219181572	0.976361118	-0.034513251	0.975275532
-0.169139901	0.859371708	-0.218645813	0.976535036	-0.034256289	0.975413124
-0.163864341	0.861660726	-0.214808167	0.977225957	-0.03323591	0.975706362
-0.161281019	0.863844243	-0.211156887	0.97794389	-0.032176402	0.976657238
-0.16095132	0.865177152	-0.208932528	0.978713459	-0.031041555	0.977067448
-0.158872887	0.866869761	-0.206112837	0.978987054	-0.030638313	0.977210648
-0.154351931	0.867120355	-0.205695844	0.979027723	-0.030578382	0.977488981
-0.152999864	0.86749741	-0.205068644	0.9790904	-0.030486024	0.978010761
-0.150156155	0.871066857	-0.199144641	0.979719602	-0.029559189	0.978352803
-0.146065959	0.872885806	-0.196135167	0.979812016	-0.029423111	0.978800542
-0.145692542	0.876257828	-0.190572667	0.979889254	-0.029309388	0.979122734
-0.145626928	0.88159301	-0.181815309	0.979974985	-0.029183172	0.979209235
-0.145100589	0.883388562	-0.178879942	0.980356875	-0.028621073	0.97975848
-0.142494424	0.886506391	-0.173797063	0.980773419	-0.028008215	0.980026436
-0.141047485	0.887900306	-0.171530395	0.981383664	-0.027110838	0.980312877
-0.140163425	0.889188078	-0.169439489	0.981824254	-0.026463289	0.980905993
-0.136830128	0.889242573	-0.169351075	0.983102922	-0.024585633	0.981081649
-0.136415417	0.892576337	-0.163952535	0.983229605	-0.024399739	0.981564569
-0.135798728	0.89290001	-0.163429469	0.983365303	-0.024200643	0.981745276
-0.134769588	0.894704104	-0.16051746	0.983463336	-0.024056826	0.981822324
-0.131263831	0.896602896	-0.157458935	0.984220945	-0.022945877	0.981869392
-0.131189454	0.897042525	-0.156751716	0.985732587	-0.020731775	0.982533848
-0.130105822	0.898063523	-0.1551106	0.985957623	-0.020402455	0.9827204
-0.129266539	0.899097547	-0.153450447	0.986463346	-0.019662649	0.982960806
-0.122738652	0.901390383	-0.149776037	0.986549175	-0.019537131	0.983274477
-0.1195174	0.904233288	-0.145233066	0.986640946	-0.019402934	0.983613831
-0.118109982	0.904992001	-0.144023054	0.986708939	-0.019303516	0.984377663
-0.115287338	0.907465448	-0.140085382	0.986836146	-0.019117535	0.98635158
-0.109858538	0.910966145	-0.134530657	0.987069238	-0.018776809	0.986659065
-0.107093548	0.912861489	-0.131532122	0.987179222	-0.018616065	0.986746491
-0.104211517	0.913995944	-0.129740332	0.9877592	-0.017768716	0.987041098
-0.102050597	0.914152263	-0.129493612	0.987876957	-0.017596733	0.987047285
-0.101358691	0.914538726	-0.128883833	0.987879261	-0.01759337	0.987751406
-0.098512591	0.915962942	-0.126638863	0.988482452	-0.01671274	0.988208944
-0.095764586	0.919237826	-0.12148993	0.989292006	-0.015531675	0.988745843
-0.093985856	0.919542989	-0.121011072	0.989729591	-0.014893682	0.988862447
-0.088562056	0.923365064	-0.115026947	0.990046941	-0.014431165	0.989010318
-0.08695456	0.923951903	-0.114110342	0.990537744	-0.013716146	0.989013231
-0.08414647	0.925688838	-0.111400768	0.991293643	-0.012615616	0.989436318
-0.080528445	0.926079198	-0.110792518	0.991744597	-0.011959462	0.990200367
-0.078960297	0.926374884	-0.110331955	0.991856381	-0.011796858	0.990227014
-0.076943366	0.927975828	-0.107840869	0.992238168	-0.01124164	0.990545093
-0.068723982	0.928641396	-0.106806502	0.9925058	-0.010852562	0.990605927
-0.068191278	0.930867424	-0.103352384	0.9927933	-0.010434716	0.991617121
-0.065333834	0.931960468	-0.101659336	0.996062333	-0.005692067	0.992601956
-0.064782725	0.933125747	-0.099856585	0.996451848	-0.005128005	0.992830744
-0.060300141	0.933995525	-0.098512458	0.996703587	-0.004763574	0.994143704
-0.05824279	0.935569179	-0.09608376	0.996900612	-0.004478416	0.994175487

-0.058163535	0.939503159	-0.090030082	0.997213322	-0.004025938	0.995002237
-0.054900498	0.940082724	-0.089140381	0.997393342	-0.003765522	0.995131866
-0.053923671	0.950876253	-0.072670494	0.99742777	-0.003715724	0.995329445
-0.052953855	0.960041599	-0.058831175	0.997449477	-0.003684327	0.995904817
-0.05236719	0.960257437	-0.058506862	0.997460628	-0.003668199	0.996045168
-0.0515937	0.963322704	-0.053908927	0.997807281	-0.003166899	0.996227412
-0.0497027	0.963969591	-0.052940459	0.998239627	-0.00254192	0.997394386
-0.049458434	0.966391602	-0.049320177	0.998331058	-0.002409786	0.997603765
-0.049350712	0.968967028	-0.04548052	0.998392919	-0.002320393	0.997862588
-0.04036671	0.973803285	-0.038297727	0.998582796	-0.002046043	0.998291791
-0.039946188	0.975021649	-0.036493842	0.999048669	-0.001373134	0.99841442
-0.033188735	0.97694817	-0.033646069	0.999223785	-0.001120276	0.99842323
-0.031507112	0.983620152	-0.023826803	0.999405627	-0.000857754	0.999187459
-0.031437292	0.98608182	-0.020220736	0.999652969	-0.000500747	0.999344749
-0.026491489	0.988087803	-0.017288848	1	0	0.999558836
-0.025438927	0.989881621	-0.01467209	1.000635442	0.000916458	1
-0.024347408	0.990970343	-0.013086212	1.000645388	0.000930798	1.000103439
-0.014483547	0.991062914	-0.012951451	1.001050964	0.001515424	1.000125457
-0.014123917	0.991117301	-0.012872281	1.001834182	0.002643742	1.000322417
-0.013792827	0.992119498	-0.011414195	1.002177656	0.003138278	1.000472195
-0.009405346	0.994352602	-0.008170567	1.002796978	0.004029553	1.000512623
-0.007623637	0.994438331	-0.008046188	1.003135511	0.004516509	1.000626111
-0.006233447	0.997826699	-0.003138822	1.003350875	0.00482621	1.000644273
0.000536998	0.998072049	-0.00278413	1.003575469	0.005149112	1.000933337
0.002363364	0.998131143	-0.002698713	1.004924244	0.007086748	1.001711056
0.00347374	0.998621393	-0.001990281	1.005369534	0.007725876	1.001738503
0.004880893	1.001140381	0.001644285	1.005881841	0.008460844	1.002239313
0.018770049	1.001341071	0.001933461	1.005983039	0.008605981	1.002556968
0.02301424	1.001393552	0.002009071	1.006374079	0.009166668	1.002589453
0.024018115	1.001976525	0.002848709	1.006594019	0.009481931	1.003240262
0.028492824	1.004306378	0.006199451	1.007211832	0.010367136	1.003687046
0.034035155	1.005589663	0.008041725	1.007351553	0.010567253	1.004091155
0.037432456	1.007247992	0.010418929	1.007505743	0.010788063	1.005264861
0.047615697	1.008533026	0.012258328	1.007570795	0.010881211	1.006156979
0.047623624	1.010138952	0.01455376	1.007580901	0.010895681	1.006745701
0.050785465	1.015111325	0.021637954	1.007602572	0.01092671	1.007292413
0.051563297	1.018045097	0.02580147	1.007673468	0.011028216	1.007864777
0.053748799	1.018842851	0.026931544	1.008541657	0.012270674	1.008107502
0.055769878	1.019187952	0.027420129	1.008783043	0.01261593	1.00817054
0.056148379	1.022234871	0.031726711	1.009089784	0.013054544	1.008231486
0.056594312	1.022609613	0.032255493	1.009500818	0.01364208	1.008462136
0.058154203	1.023751117	0.033865025	1.009845995	0.014135294	1.009120326
0.059881669	1.02463424	0.035109008	1.010532623	0.015115896	1.009632586
0.06805138	1.026589479	0.03785938	1.010791017	0.015484748	1.009822914
0.068587002	1.028477822	0.040510684	1.011244631	0.016132043	1.010232561
0.069254415	1.028897307	0.041098996	1.011324463	0.01624593	1.010557239
0.070990938	1.036891227	0.052264559	1.011569166	0.016594968	1.010635063
0.073697551	1.037663678	0.053338921	1.011661448	0.016726573	1.010643839
0.080679505	1.042423355	0.059941312	1.011760366	0.016867631	1.011107317
0.087457319	1.044493433	0.062803422	1.012120826	0.017381527	1.011238402
0.088010642	1.048412911	0.068207025	1.01336366	0.019151999	1.011587231
0.088632854	1.049913612	0.070270626	1.013438731	0.019258871	1.011698539
0.091464652	1.050274271	0.070766126	1.013634163	0.019537054	1.012548953
0.097661489	1.057441807	0.080578271	1.014391432	0.020614466	1.012633176



0.102688724	1.058880816	0.082540213	1.014401138	0.020628269	1.01295925
0.122594659	1.059087013	0.082821124	1.014881915	0.021311875	1.013008925
0.130905002	1.063053255	0.088213872	1.015458203	0.022130859	1.013467542
0.134918151	1.066191969	0.09246722	1.016907352	0.024188245	1.014179049
0.136820342	1.068221309	0.095210568	1.017166479	0.024555824	1.014198545
0.140933358	1.070208005	0.097891225	1.017528152	0.02506871	1.014433096
0.142352044	1.077908605	0.108234859	1.017573462	0.025132952	1.014476198
0.143486711	1.078611196	0.109174915	1.018389009	0.026288755	1.015018939
0.14396486	1.079665649	0.110584608	1.018428794	0.026345114	1.015108099
0.144525814	1.080613758	0.111850956	1.019033318	0.027201223	1.015181501
0.148922435	1.082071928	0.113796402	1.019562901	0.027950785	1.015187042
0.150791468	1.083878524	0.116203075	1.019730643	0.028188122	1.015506766
0.152823617	1.08395321	0.116302482	1.020500515	0.02927691	1.01562881
0.157460978	1.087892348	0.121535803	1.020772524	0.029661402	1.015684471
0.158325083	1.089596253	0.123793647	1.021446501	0.030613644	1.016045905
0.158428675	1.090762992	0.125337658	1.021713466	0.030990657	1.016474708
0.161918199	1.093035924	0.128340818	1.022166073	0.031629612	1.0167053
0.16762441	1.095888941	0.132101601	1.022927998	0.0327046	1.016936868
0.169810435	1.098024732	0.13491055	1.023763284	0.033882172	1.017012438
0.173068905	1.099390282	0.136703632	1.024532433	0.034965655	1.017097057
0.173918724	1.105102342	0.144179981	1.024794541	0.035334696	1.017836529
0.174933683	1.107946276	0.147887928	1.025011131	0.035639576	1.018286623
0.175875397	1.108764664	0.148953185	1.025214724	0.035926104	1.01844548
0.176196509	1.111471462	0.152470907	1.025899411	0.036889282	1.018721681
0.18163582	1.115073278	0.157138522	1.026308149	0.037463966	1.018934313
0.182722054	1.11519614	0.157297472	1.026592487	0.037863608	1.019224645
0.193508489	1.117367961	0.160104358	1.026747677	0.038081684	1.01931854
0.20554807	1.118072204	0.16101336	1.027404244	0.039003938	1.01947278
0.206608825	1.120608696	0.164282593	1.027615572	0.039300658	1.019685901
0.208373544	1.124224045	0.168929576	1.027976801	0.039807707	1.019709687
0.213946253	1.12566253	0.170774377	1.029276095	0.041630025	1.020253592
0.215091639	1.127493198	0.17311873	1.029447744	0.041870598	1.020511563
0.215593206	1.130824702	0.177375304	1.029675092	0.042189175	1.020824838
0.217309034	1.13333065	0.18056883	1.029923314	0.042536921	1.021623665
0.217329414	1.133534323	0.180828076	1.030184654	0.042902955	1.022061758
0.222315456	1.134199519	0.18167445	1.031314939	0.044484965	1.022069486
0.226749637	1.135736549	0.18362822	1.031752471	0.045096893	1.02217687
0.228079052	1.138605058	0.187267413	1.031755162	0.045100656	1.022548619
0.228091415	1.138971689	0.187731886	1.031949827	0.045372829	1.022581416
0.232591615	1.142162877	0.191768399	1.032462371	0.046089203	1.022680692
0.234596696	1.14861601	0.199896576	1.032643802	0.046342699	1.024182564
0.234725823	1.149216274	0.200650328	1.032928712	0.046740689	1.024323698
0.236610835	1.152252154	0.204456464	1.033549913	0.047608062	1.024845661
0.247425823	1.152945359	0.205324142	1.034867524	0.049446096	1.025195604
0.250814825	1.155635526	0.208686461	1.035375763	0.050154452	1.025245982
0.256429469	1.157833198	0.211427428	1.035381425	0.050162341	1.026402141
0.257129959	1.160157233	0.214320343	1.036033699	0.05107093	1.026824266
0.27364526	1.162735857	0.217523392	1.03688697	0.052258636	1.027298007
0.278032319	1.16377956	0.218817812	1.037459771	0.053055395	1.027874168
0.27946991	1.165116738	0.220474512	1.037543389	0.053171669	1.027908104
0.279914583	1.167875339	0.223886286	1.03891737	0.055080914	1.028129985
0.280355828	1.169711771	0.226153079	1.039429515	0.05579193	1.028619526
0.29387148	1.170123134	0.226660355	1.040125068	0.056757013	1.029071067
0.298332765	1.174197581	0.231675189	1.040625476	0.057450933	1.029219695

0.299203366	1.174856804	0.232484926	1.041154317	0.058183916	1.029430501
0.299456748	1.175289174	0.233015768	1.041351922	0.058457706	1.029618203
0.301212014	1.176677979	0.234719552	1.041419058	0.058550714	1.030053804
0.302762993	1.181124338	0.240160846	1.041801084	0.059079844	1.030347693
0.306155703	1.181273005	0.240342425	1.042938679	0.060654336	1.031098075
0.307657183	1.183383027	0.242917108	1.043250507	0.061085621	1.032072108
0.31008738	1.185636721	0.245662036	1.044683505	0.063065933	1.032090132
0.310632011	1.190985768	0.252156174	1.045728497	0.064508333	1.033502586
0.311110918	1.194870175	0.256853875	1.047010917	0.066276485	1.036032893
0.317514386	1.195274871	0.257342425	1.047297047	0.066670694	1.036035161
0.320413798	1.196359704	0.258651223	1.047996574	0.067634001	1.036182649
0.323514399	1.197361724	0.259859057	1.048473708	0.068290684	1.036271065
0.327146091	1.198312937	0.261004715	1.049355466	0.06950347	1.037959484
0.33194742	1.205272174	0.269358973	1.049439742	0.069619331	1.040437614
0.332226134	1.21463139	0.280518559	1.050153374	0.070600048	1.040818222
0.337020981	1.21649391	0.282729098	1.050254295	0.070738686	1.042597392
0.339107435	1.217500569	0.283922446	1.050485826	0.071056697	1.043909821
0.339484052	1.220795205	0.2878212	1.05166023	0.072668674	1.044732136
0.341570134	1.223364807	0.290854679	1.051984049	0.073112829	1.045128502
0.346240081	1.233621129	0.302899381	1.052584106	0.073935516	1.046299821
0.348258716	1.241670725	0.312282641	1.053512281	0.075207133	1.046497259
0.36595344	1.242333994	0.313053086	1.053713726	0.075482967	1.04651513
0.369481438	1.247014431	0.31847816	1.05455143	0.076629456	1.047069831
0.370902023	1.257438522	0.330487866	1.054871098	0.077066717	1.048252596
0.373734286	1.258590572	0.331809041	1.054884318	0.077084797	1.048911334
0.378221826	1.261292283	0.334902634	1.055984584	0.078588773	1.048986847
0.380072457	1.264044516	0.338047272	1.057039376	0.080029119	1.049859496
0.385525234	1.267938853	0.342485172	1.058080274	0.081449085	1.05189405
0.391965055	1.270717653	0.345643506	1.058752294	0.082365096	1.052355603
0.399925125	1.27600892	0.351638415	1.059879498	0.083900249	1.054554285
0.405768542	1.276304437	0.351972496	1.060769135	0.085110704	1.055492399
0.42220078	1.277534056	0.353361751	1.062566669	0.087553364	1.056201168
0.426460693	1.28552133	0.362353549	1.063090212	0.088264026	1.056288129
0.431392973	1.289717362	0.367054938	1.063123013	0.088308539	1.056924171
0.433824327	1.306674611	0.385899925	1.068219303	0.095207859	1.056935573
0.438267021	1.307097717	0.386366999	1.068432773	0.095496134	1.056975799
0.439742476	1.308572141	0.387993461	1.069175596	0.096498814	1.057837706
0.440154876	1.310275716	0.389870425	1.070694667	0.098547121	1.058543866
0.453546123	1.316618373	0.396837236	1.072186322	0.100555635	1.059261679
0.457397913	1.317032938	0.397291427	1.072510971	0.100992405	1.059445475
0.464277809	1.317776009	0.398105167	1.072891003	0.101503518	1.060679108
0.475673074	1.320731895	0.401337633	1.072899988	0.101515599	1.060930302
0.482913827	1.342188859	0.424587687	1.072902994	0.101519642	1.06100388
0.48581783	1.360679527	0.444327317	1.073096471	0.101779779	1.061632826
0.490558578	1.366796087	0.450798023	1.073832299	0.102768705	1.062849474
0.49375704	1.366797659	0.450799682	1.074074588	0.103094183	1.062849785
0.494563786	1.36865165	0.452755298	1.077420022	0.10758078	1.066564456
0.496186786	1.370647002	0.454857066	1.078515517	0.109046933	1.066981449
0.496904096	1.37255383	0.456862731	1.079193142	0.109953085	1.067811707
0.497279497	1.385578045	0.470487975	1.079217128	0.10998515	1.068382684
0.500847344	1.389700679	0.474774181	1.079235097	0.11000917	1.070186929
0.503266151	1.399930934	0.485355653	1.081159144	0.1125789	1.072856867
0.510638614	1.40133601	0.486802925	1.081793502	0.113425137	1.07457719
0.511149452	1.404178302	0.489726141	1.082939103	0.114952118	1.076306098

0.519420059	1.408765363	0.494431343	1.083247738	0.115363224	1.078081233
0.521664259	1.414079769	0.499863506	1.084607108	0.11717253	1.078794554
0.523116244	1.423678157	0.509623041	1.08541626	0.118248426	1.079718501
0.530725958	1.427749899	0.513743282	1.085988744	0.11900915	1.080018337
0.532339471	1.436369839	0.522427265	1.086219871	0.119316161	1.080761049
0.54345754	1.440009157	0.526077986	1.086344779	0.119482051	1.085262607
0.544696762	1.442127917	0.528199137	1.089877281	0.124165698	1.086310296
0.555825714	1.445626879	0.531695236	1.09152753	0.126348517	1.089602804
0.573270709	1.44749971	0.533563059	1.092479151	0.127605748	1.08994207
0.575329329	1.447781102	0.53384349	1.092670782	0.127858787	1.090059781
0.58217339	1.448061148	0.534122525	1.09337681	0.128790682	1.091137823
0.587374704	1.465448431	0.551342201	1.093507054	0.128962526	1.091728395
0.597860206	1.489492655	0.57482101	1.09457585	0.130371931	1.09302365
0.602653478	1.501165855	0.586083381	1.097000615	0.133564335	1.093708536
0.614072192	1.506706058	0.59139799	1.097328773	0.133995839	1.104807043
0.614954364	1.515603377	0.599892259	1.099375367	0.136684059	1.109087216
0.622086349	1.52366752	0.607548126	1.102751412	0.141107608	1.109227848
0.627570904	1.53033664	0.613849049	1.107798926	0.147696045	1.112928236
0.629441421	1.535951126	0.619132311	1.109539988	0.149961663	1.117818239
0.633432102	1.537281547	0.620381413	1.109854387	0.150370408	1.127219663
0.633583028	1.542003682	0.62480621	1.112301538	0.153547946	1.127365557
0.653952034	1.550730024	0.632947541	1.114322482	0.156166806	1.127711729
0.663511667	1.551020985	0.633218206	1.1156465	0.157879971	1.130930397
0.679130838	1.563719432	0.644981682	1.116751925	0.159308741	1.131478308
0.684213802	1.574492365	0.654886762	1.119193097	0.16245897	1.133300677
0.689077539	1.579814063	0.65975477	1.122894823	0.167222803	1.137852095
0.742443431	1.604130937	0.681791906	1.1316811	0.178467474	1.142518677
0.75270038	1.62338347	0.699003829	1.135612073	0.183470092	1.143737746
0.791348883	1.625496075	0.700880072	1.143275487	0.193173081	1.144170089
0.792220906	1.627656956	0.70279667	1.145524759	0.196008641	1.149529661
0.794143793	1.628495539	0.703539768	1.146985528	0.197847189	1.151112726
0.856510062	1.64374399	0.716985619	1.155690731	0.208755377	1.154473294
0.893064794	1.664183964	0.734814923	1.162303524	0.216986863	1.154772717
0.899744701	1.667298601	0.737512504	1.162515024	0.217249361	1.159679599
0.910887173	1.719642325	0.782108525	1.177016605	0.235134673	1.163206135
0.959870959	1.78338912	0.834621521	1.187783899	0.248272382	1.178871643
1.129650601	1.831877145	0.873322752	1.197011511	0.259437026	1.179390246
1.132818585	1.92879947	0.94770316	1.235661482	0.305283561	1.179739363
1.254926822	2.023019965	1.016510558	1.272181805	0.347304858	1.179940806
1.296919383	2.10159121	1.071482072	1.284659457	0.361385975	1.195365704
1.353563391	2.25914454	1.175776577	1.304894312	0.383932963	1.213049146
1.362747939	2.321131874	1.214828491	1.326143627	0.407237034	1.213400918
1.488005265	2.330888365	1.22087991	1.335565259	0.417450472	1.271255774
1.508994344	2.338758413	1.225742843	1.34673973	0.429471064	1.281916889
2.364084047	4.071977312	2.025729523	1.375681968	0.460146984	1.389300718
3.645290832	5.531259077	2.467607918	1.457570126	0.543565295	1.541480481

-1.153693301	1	-1.568005362	-1.638196569	-1.543770189
-0.522543833	2	-1.497892991	-1.602474209	-1.469655487
-0.513479111	3	-1.325481002	-1.368346596	-1.351735227
-0.459659716	4	-1.092714281	-1.104363793	-1.102161682
-0.293172666	5	-1.07285443	-1.097653771	-1.07536171
-0.280741831	6	-1.058280227	-1.092326855	-0.991854241
-0.276155608	7	-0.945203656	-0.969538038	-0.942254376
-0.240161211	8	-0.935922834	-0.922408452	-0.917998134
-0.236976112	9	-0.915004046	-0.900371305	-0.914175617
-0.229846134	10	-0.876909016	-0.872086231	-0.843557889
-0.221996282	11	-0.845009823	-0.842320683	-0.832049073
-0.221435185	12	-0.83430779	-0.838820678	-0.797727207
-0.205699393	13	-0.833435001	-0.833082356	-0.794964613
-0.187431325	14	-0.812682255	-0.823721903	-0.771388319
-0.160582155	15	-0.787598638	-0.808002421	-0.761667426
-0.155292401	16	-0.755573694	-0.763762381	-0.73951296
-0.142367742	17	-0.739060989	-0.740095277	-0.712314702
-0.135734032	18	-0.722616496	-0.736723128	-0.698851859
-0.133469221	19	-0.705960783	-0.720243417	-0.695990789
-0.13198557	20	-0.660495394	-0.711770119	-0.675748961
-0.125827905	21	-0.650033033	-0.689394834	-0.666493159
-0.125228701	22	-0.633801624	-0.688312129	-0.659543194
-0.120311901	23	-0.632898459	-0.682177782	-0.656455739
-0.11964426	24	-0.60264107	-0.680796308	-0.639900409
-0.114433912	25	-0.591059186	-0.672589833	-0.638260694
-0.112238959	26	-0.587216642	-0.649795482	-0.636397485
-0.109550224	27	-0.585408849	-0.630584635	-0.625486494
-0.108968301	28	-0.572138525	-0.603971281	-0.617490813
-0.107572816	29	-0.568383194	-0.595189766	-0.60189509
-0.107086705	30	-0.567882774	-0.591467395	-0.600292977
-0.106339751	31	-0.567084678	-0.58566814	-0.596852698
-0.106184249	32	-0.554302585	-0.582623409	-0.595747468
-0.105958193	33	-0.547093028	-0.572290622	-0.578518927
-0.10495263	34	-0.546402786	-0.569768682	-0.5755452
-0.104810606	35	-0.540715143	-0.5567278	-0.575141565
-0.103174602	36	-0.530699484	-0.554449802	-0.561236793
-0.103120678	37	-0.526768184	-0.543601845	-0.550666691
-0.100356047	38	-0.523930738	-0.543538542	-0.52839507
-0.097186239	39	-0.522548283	-0.53799111	-0.522113371
-0.09658451	40	-0.505490703	-0.527241983	-0.51907059
-0.095667657	41	-0.495367587	-0.517851941	-0.513725368
-0.095350119	42	-0.495099872	-0.513564438	-0.508478652
-0.09483225	43	-0.491768517	-0.507727196	-0.493434181
-0.093971295	44	-0.480768668	-0.507709697	-0.481985843
-0.09332209	45	-0.470920647	-0.4986672	-0.478298374
-0.092970606	46	-0.464638846	-0.49566881	-0.473321791
-0.092692068	47	-0.463988868	-0.482499176	-0.472122633
-0.092672035	48	-0.462057212	-0.476920369	-0.466150193
-0.091529979	49	-0.460501081	-0.470696246	-0.459540817
-0.091225977	50	-0.451503961	-0.464928203	-0.458437552
-0.091206179	51	-0.449746012	-0.462397767	-0.45691892
-0.09101939	52	-0.434898007	-0.458128081	-0.454344582
-0.089891153	53	-0.434497024	-0.455595409	-0.45392563

-0.08987176	54	-0.411633059	-0.444238115	-0.443681136
-0.089237564	55	-0.408469083	-0.443684675	-0.430338298
-0.088472715	56	-0.405862798	-0.441027409	-0.428521429
-0.087246667	57	-0.405512565	-0.43764946	-0.418643196
-0.08638675	58	-0.40377646	-0.433865746	-0.415657955
-0.084515553	59	-0.403245463	-0.432677584	-0.414976964
-0.08364774	60	-0.402872913	-0.425997047	-0.410401421
-0.083560277	61	-0.393289298	-0.422895315	-0.400168398
-0.082238308	62	-0.384401646	-0.410655094	-0.397625212
-0.07904784	63	-0.381283776	-0.405995103	-0.383954378
-0.078711866	64	-0.376689129	-0.396024873	-0.383940665
-0.076562616	65	-0.37547861	-0.392193504	-0.382830941
-0.07508027	66	-0.37544475	-0.390509358	-0.378656224
-0.074641195	67	-0.372669274	-0.380178231	-0.378129059
-0.074360063	68	-0.366420718	-0.379673388	-0.377247181
-0.073896944	69	-0.362452349	-0.37751675	-0.376863556
-0.07240994	70	-0.361087238	-0.373330989	-0.376594401
-0.072168482	71	-0.360038766	-0.370243854	-0.374707957
-0.071897382	72	-0.353741491	-0.367683103	-0.374547672
-0.069010274	73	-0.327882042	-0.364179428	-0.374016758
-0.068978425	74	-0.327619824	-0.362686392	-0.369168952
-0.067854555	75	-0.325375392	-0.3585748	-0.360964896
-0.067651101	76	-0.324688625	-0.343279121	-0.360018858
-0.065321759	77	-0.32301809	-0.335855469	-0.358735113
-0.064611123	78	-0.319257228	-0.335408052	-0.355014861
-0.063559925	79	-0.318751321	-0.335312075	-0.353866866
-0.062826414	80	-0.317509253	-0.335258177	-0.349120789
-0.06274672	81	-0.314091504	-0.332404871	-0.348238823
-0.062340458	82	-0.311428514	-0.313842493	-0.338707473
-0.061804088	83	-0.304965951	-0.313457608	-0.332264866
-0.061710659	84	-0.301379744	-0.311924667	-0.330591565
-0.058371586	85	-0.299454142	-0.305810067	-0.31660761
-0.058314302	86	-0.297819117	-0.305713494	-0.315887363
-0.055594839	87	-0.290990366	-0.301120661	-0.311555267
-0.054931633	88	-0.288820801	-0.297431796	-0.307461863
-0.053778202	89	-0.287786661	-0.289262001	-0.305120139
-0.05337768	90	-0.285690978	-0.286985491	-0.302298856
-0.053302186	91	-0.282580964	-0.285640702	-0.301461353
-0.051297258	92	-0.278906364	-0.282011136	-0.284011482
-0.051015584	93	-0.276713818	-0.280455412	-0.283615889
-0.050235891	94	-0.273012917	-0.277432528	-0.277173734
-0.049216736	95	-0.261699868	-0.260073415	-0.257707853
-0.048090567	96	-0.259648863	-0.257506967	-0.255258141
-0.047791077	97	-0.250304854	-0.257214441	-0.246488935
-0.047349462	98	-0.250051568	-0.250068808	-0.243679068
-0.045801542	99	-0.24582295	-0.249645594	-0.240075423
-0.045596612	100	-0.241229691	-0.248725211	-0.23604416
-0.045084566	101	-0.239480964	-0.238671881	-0.235914597
-0.044896426	102	-0.23854918	-0.237446277	-0.230208137
-0.044675137	103	-0.233040201	-0.231439443	-0.226689622
-0.043467427	104	-0.232096992	-0.228897845	-0.222789486
-0.043284216	105	-0.231711138	-0.220711534	-0.220364779
-0.042975105	106	-0.220642252	-0.220551952	-0.215222052
-0.041921216	107	-0.220063111	-0.219717612	-0.211987164

-0.040478141	108	-0.217894272	-0.214184017	-0.197629807
-0.039669185	109	-0.217626737	-0.202085403	-0.195380713
-0.039271449	110	-0.217262714	-0.200866082	-0.195110057
-0.038925469	111	-0.213078286	-0.198984103	-0.194368205
-0.037861761	112	-0.207377943	-0.196840218	-0.181126693
-0.037485935	113	-0.206882108	-0.195823568	-0.180427769
-0.036118233	114	-0.20483262	-0.194005079	-0.171708095
-0.035914711	115	-0.19706176	-0.193472283	-0.169139901
-0.03548106	116	-0.196191978	-0.190069502	-0.163864341
-0.034075763	117	-0.195091739	-0.187276545	-0.161281019
-0.033469938	118	-0.191028524	-0.185107817	-0.16095132
-0.03325851	119	-0.187943004	-0.179930629	-0.158872887
-0.032847655	120	-0.184876947	-0.17317056	-0.154351931
-0.032077755	121	-0.179410597	-0.173115876	-0.152999864
-0.031573287	122	-0.178188917	-0.166360424	-0.150156155
-0.030913195	123	-0.177434692	-0.166163311	-0.146065959
-0.03043838	124	-0.173803911	-0.162898764	-0.145692542
-0.03031093	125	-0.170739475	-0.162018213	-0.145626928
-0.02950194	126	-0.16952203	-0.160746333	-0.145100589
-0.029107428	127	-0.168115485	-0.158383785	-0.142494424
-0.028685821	128	-0.167027531	-0.157703074	-0.141047485
-0.027813215	129	-0.151100839	-0.156093233	-0.140163425
-0.027554887	130	-0.150454077	-0.152918713	-0.136830128
-0.026844921	131	-0.149708767	-0.149649591	-0.136415417
-0.026579343	132	-0.148803318	-0.14690198	-0.135798728
-0.026466125	133	-0.142922362	-0.14030218	-0.134769588
-0.026396964	134	-0.138209097	-0.134290383	-0.131263831
-0.025420987	135	-0.134873557	-0.13185328	-0.131189454
-0.025147091	136	-0.132047472	-0.129855487	-0.130105822
-0.024794202	137	-0.129325852	-0.125800435	-0.129266539
-0.024333899	138	-0.127295042	-0.123830797	-0.122738652
-0.023836073	139	-0.123070154	-0.122062631	-0.1195174
-0.022716173	140	-0.119957667	-0.119798842	-0.118109982
-0.019826115	141	-0.119506218	-0.118626898	-0.115287338
-0.01937644	142	-0.118676283	-0.117691187	-0.109858538
-0.019248611	143	-0.116947646	-0.111696561	-0.107093548
-0.018817938	144	-0.116073752	-0.111544111	-0.104211517
-0.018808895	145	-0.107839012	-0.110470179	-0.102050597
-0.0177801	146	-0.106057772	-0.107583572	-0.101358691
-0.017111982	147	-0.100014876	-0.106828107	-0.098512591
-0.016328371	148	-0.098951662	-0.105404401	-0.095764586
-0.016158243	149	-0.098307185	-0.103260809	-0.093985856
-0.015942523	150	-0.09002457	-0.098529662	-0.088562056
-0.015938274	151	-0.080108395	-0.094380365	-0.08695456
-0.015321239	152	-0.079705503	-0.094123054	-0.08414647
-0.014207611	153	-0.076614113	-0.09407244	-0.080528445
-0.014168787	154	-0.075782979	-0.086831054	-0.078960297
-0.013705442	155	-0.074755818	-0.086380619	-0.076943366
-0.013616842	156	-0.073552975	-0.085732193	-0.068723982
-0.012144914	157	-0.072516556	-0.082652953	-0.068191278
-0.010712797	158	-0.071696133	-0.081535233	-0.065333834
-0.010380305	159	-0.063548445	-0.07938238	-0.064782725
-0.008473686	160	-0.061339926	-0.077345557	-0.060300141
-0.008427563	161	-0.059381957	-0.075967278	-0.05824279

-0.007228325	162	-0.059206005	-0.072026373	-0.058163535
-0.007040384	163	-0.057836462	-0.068096187	-0.054900498
-0.006753971	164	-0.057047703	-0.066469197	-0.053923671
-0.00592023	165	-0.047687867	-0.064417409	-0.052953855
-0.005716928	166	-0.04347553	-0.04699665	-0.05236719
-0.005452987	167	-0.031621723	-0.046613764	-0.0515937
-0.003764013	168	-0.030253165	-0.044019073	-0.0497027
-0.003461185	169	-0.029820702	-0.042311485	-0.049458434
-0.003086934	170	-0.029054333	-0.038072355	-0.049350712
-0.002466532	171	-0.0260676	-0.037099016	-0.04036671
-0.002289324	172	-0.026011604	-0.034355074	-0.039946188
-0.002276593	173	-0.02445835	-0.032184472	-0.033188735
-0.001172725	174	-0.022252624	-0.031401339	-0.031507112
-0.000945637	175	-0.021717606	-0.030750489	-0.031437292
-0.000636606	176	-0.016796674	-0.029488745	-0.026491489
0	177	-0.013811125	-0.029160359	-0.025438927
0.000149224	178	-0.011400111	-0.02492417	-0.024347408
0.000180985	179	-0.010928145	-0.024831803	-0.014483547
0.000465075	180	0	-0.017031707	-0.014123917
0.000681073	181	0.000686772	-0.016679761	-0.013792827
0.000739369	182	0.017890451	-0.014377278	-0.009405346
0.000903004	183	0.019152319	-0.013891634	-0.007623637
0.00092919	184	0.028746446	-0.012515861	-0.006233447
0.001345893	185	0.033035677	-0.008473235	0.000536998
0.002466423	186	0.034200988	-0.006281588	0.002363364
0.002505951	187	0.039572517	0	0.00347374
0.003227033	188	0.04017877	0.001903128	0.004880893
0.003684216	189	0.041735645	0.002616639	0.018770049
0.003730963	190	0.044360847	0.005077283	0.02301424
0.004667153	191	0.045737791	0.008676858	0.024018115
0.005309501	192	0.048557298	0.013728924	0.028492824
0.005890249	193	0.050157188	0.014436135	0.034035155
0.007575664	194	0.054690882	0.018902472	0.037432456
0.008855409	195	0.055635119	0.023518121	0.047615697
0.009699312	196	0.057493943	0.027346714	0.047623624
0.010482553	197	0.058167235	0.032833705	0.050785465
0.011302088	198	0.060696909	0.032918615	0.051563297
0.011649493	199	0.06281716	0.03498315	0.053748799
0.011739702	200	0.071513443	0.037984221	0.055769878
0.011826914	201	0.074342538	0.038905788	0.056148379
0.012156917	202	0.076828289	0.039142275	0.056594312
0.013098209	203	0.078346038	0.043296251	0.058154203
0.013830379	204	0.079970318	0.045371313	0.059881669
0.014102319	205	0.080568148	0.046530868	0.06805138
0.014687448	206	0.082301129	0.050874936	0.068587002
0.01515104	207	0.092063642	0.055983431	0.069254415
0.015262138	208	0.100318714	0.057716607	0.070990938
0.015274667	209	0.102264663	0.060842292	0.073697551
0.015936131	210	0.106054803	0.063534572	0.080679505
0.016123156	211	0.109274736	0.071284463	0.087457319
0.016620732	212	0.109331729	0.075816849	0.088010642
0.016779467	213	0.111623817	0.077344547	0.088632854
0.017991659	214	0.11219821	0.079133249	0.091464652
0.018111655	215	0.114943419	0.088373939	0.097661489

0.018576138	216	0.121464516	0.089000454	0.102688724
0.018646885	217	0.124632909	0.091725666	0.122594659
0.019299885	218	0.126850986	0.095685978	0.130905002
0.020312377	219	0.128449928	0.100882713	0.134918151
0.02034011	220	0.129048317	0.101092491	0.136820342
0.02067372	221	0.138754543	0.104292915	0.140933358
0.020735017	222	0.141378428	0.105268921	0.142352044
0.021506646	223	0.145009383	0.106314323	0.143486711
0.021633368	224	0.151057353	0.108741489	0.14396486
0.021737685	225	0.153040764	0.108843282	0.144525814
0.02174556	226	0.15610402	0.115060718	0.148922435
0.022199852	227	0.156462754	0.115955489	0.150791468
0.022373224	228	0.158215577	0.121932986	0.152823617
0.022452289	229	0.165701634	0.127134246	0.157460978
0.022965585	230	0.167366119	0.13000212	0.158325083
0.023574318	231	0.175852835	0.131787929	0.158428675
0.023901563	232	0.179474508	0.137763255	0.161918199
0.024230118	233	0.181850195	0.141812105	0.16762441
0.024337323	234	0.183934921	0.142391108	0.169810435
0.024457356	235	0.189059583	0.147169918	0.173068905
0.025505875	236	0.189347566	0.147404935	0.173918724
0.026143702	237	0.193296715	0.148312894	0.174933683
0.026368752	238	0.194236745	0.152920641	0.175875397
0.026759954	239	0.197891734	0.155869135	0.176196509
0.02706105	240	0.198935615	0.161047558	0.18163582
0.027472068	241	0.199632089	0.163283169	0.182722054
0.027604969	242	0.203886768	0.164777593	0.193508489
0.027823255	243	0.207767336	0.16821193	0.20554807
0.02812482	244	0.20932058	0.171176412	0.206608825
0.028158473	245	0.218096441	0.171187556	0.208373544
0.02892779	246	0.21849026	0.171209441	0.213946253
0.029292529	247	0.221015126	0.171486714	0.215091639
0.029735338	248	0.223598358	0.174646361	0.215593206
0.030863849	249	0.231354974	0.179059487	0.217309034
0.031482374	250	0.231607062	0.181096307	0.217329414
0.031493282	251	0.231842589	0.181473663	0.222315456
0.031644851	252	0.232647817	0.181507046	0.226749637
0.032169441	253	0.232909415	0.181837658	0.228079052
0.032215713	254	0.234452929	0.195797022	0.228091415
0.032355767	255	0.236522336	0.199211486	0.232591615
0.034472903	256	0.237312313	0.200612244	0.234596696
0.034671695	257	0.259049319	0.209553826	0.234725823
0.035406661	258	0.259287659	0.210640836	0.236610835
0.035899198	259	0.263500434	0.21368824	0.247425823
0.03597009	260	0.264593396	0.215480303	0.250814825
0.037596085	261	0.26525994	0.219690773	0.256429469
0.038189295	262	0.265798515	0.22016057	0.257129959
0.038854752	263	0.266523904	0.220168588	0.27364526
0.039663662	264	0.267315745	0.229798428	0.278032319
0.039711293	265	0.270216999	0.234684139	0.27946991
0.040022674	266	0.281640327	0.239423816	0.279914583
0.040709445	267	0.294064065	0.252428857	0.280355828
0.041342617	268	0.296787931	0.253106467	0.29387148
0.041550969	269	0.298093275	0.256562096	0.298332765

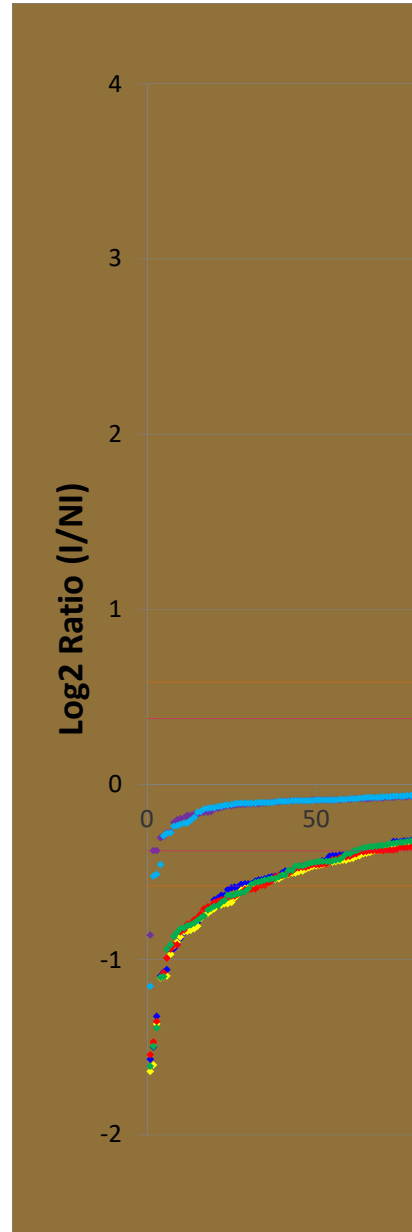


0.041846434	270	0.300167479	0.260598261	0.299203366
0.042109465	271	0.303253674	0.261815657	0.299456748
0.042719697	272	0.305856462	0.262215112	0.301212014
0.04313126	273	0.307643791	0.265641523	0.302762993
0.044181564	274	0.319763253	0.266102471	0.306155703
0.045543772	275	0.327877492	0.271063502	0.307657183
0.045568967	276	0.331988414	0.283025725	0.31008738
0.047541999	277	0.333389511	0.290841689	0.310632011
0.051069808	278	0.342012111	0.291866827	0.311110918
0.051072966	279	0.342766141	0.294321332	0.317514386
0.051278331	280	0.348780521	0.294552571	0.320413798
0.051401429	281	0.353069386	0.294616169	0.323514399
0.05375013	282	0.354972073	0.294637555	0.327146091
0.057190462	283	0.358217507	0.29463816	0.33194742
0.057718125	284	0.359100701	0.302503946	0.332226134
0.060182156	285	0.365099751	0.308435734	0.337020981
0.061997088	286	0.370139194	0.314685591	0.339107435
0.06313309	287	0.374214931	0.316264878	0.339484052
0.063680337	288	0.375703569	0.322028287	0.341570134
0.06529632	289	0.378123644	0.322793369	0.346240081
0.065568533	290	0.385052587	0.327038819	0.348258716
0.06559317	291	0.391381304	0.335527724	0.36595344
0.066357661	292	0.397041656	0.338288111	0.369481438
0.067986403	293	0.398123349	0.339630572	0.370902023
0.06889273	294	0.402809288	0.342660205	0.373734286
0.068996588	295	0.402895728	0.345424461	0.378221826
0.070196263	296	0.406797379	0.346359937	0.380072457
0.0729894	297	0.415620014	0.347013147	0.385525234
0.07362229	298	0.42306392	0.362385815	0.391965055
0.076633363	299	0.424163991	0.363263563	0.399925125
0.07791619	300	0.425507516	0.36634214	0.405768542
0.078884642	301	0.427940272	0.376593564	0.42220078
0.079003419	302	0.44146754	0.38169902	0.426460693
0.079871875	303	0.444156407	0.391890431	0.431392973
0.079887438	304	0.450011182	0.400961611	0.433824327
0.079942345	305	0.450695688	0.404915405	0.438267021
0.081118305	306	0.451728301	0.405181747	0.439742476
0.082081056	307	0.456205815	0.406756542	0.440154876
0.083059036	308	0.459750362	0.408620426	0.453546123
0.08330934	309	0.46245439	0.409398625	0.457397913
0.084988257	310	0.464163539	0.414378121	0.464277809
0.085329882	311	0.466879155	0.415379433	0.475673074
0.085429932	312	0.471016996	0.425315481	0.482913827
0.086284886	313	0.471232606	0.426766353	0.48581783
0.08793729	314	0.475790529	0.434518997	0.490558578
0.087937712	315	0.493971855	0.438705188	0.49375704
0.092971155	316	0.496283868	0.443293039	0.494563786
0.093535093	317	0.500670523	0.444220311	0.496186786
0.094657271	318	0.503215454	0.463772144	0.496904096
0.095428499	319	0.503861012	0.46863902	0.497279497
0.097862814	320	0.514842713	0.489763921	0.500847344
0.101457615	321	0.521992635	0.491215104	0.503266151
0.10376912	322	0.522174763	0.496696829	0.510638614
0.106088434	323	0.523269644	0.506079931	0.511149452

0.108465889	324	0.529090467	0.507185533	0.519420059
0.109420144	325	0.554164474	0.50812671	0.521664259
0.110655229	326	0.565552703	0.513221607	0.523116244
0.111055808	327	0.56835768	0.515290326	0.530725958
0.112047586	328	0.570099186	0.515646608	0.532339471
0.118044182	329	0.593378839	0.523750317	0.54345754
0.119436257	330	0.59525548	0.550050444	0.544696762
0.123802322	331	0.604452397	0.56179694	0.555825714
0.124251458	332	0.616446746	0.56657753	0.573270709
0.124407258	333	0.622831283	0.568794153	0.575329329
0.125833342	334	0.632623883	0.584690561	0.58217339
0.126613981	335	0.641092324	0.585183216	0.587374704
0.128324617	336	0.645679791	0.592978266	0.597860206
0.129228323	337	0.650828808	0.597283082	0.602653478
0.143794422	338	0.656852637	0.598587243	0.614072192
0.14937282	339	0.659488682	0.600297804	0.614954364
0.149555742	340	0.661111593	0.607971092	0.622086349
0.154360568	341	0.666942303	0.615886651	0.627570904
0.16068562	342	0.675255019	0.628628164	0.629441421
0.172768683	343	0.675419052	0.634861608	0.633432102
0.172955396	344	0.690154585	0.656683477	0.633583028
0.173398326	345	0.697899302	0.665600751	0.653952034
0.177510142	346	0.698019515	0.672543648	0.663511667
0.178208926	347	0.707412831	0.672987951	0.679130838
0.180530675	348	0.726506975	0.675187507	0.684213802
0.18631304	349	0.746057616	0.680997687	0.689077539
0.19221775	350	0.758710904	0.705155287	0.742443431
0.193756286	351	0.812866211	0.709762956	0.75270038
0.194301535	352	0.832384978	0.721336714	0.791348883
0.201043692	353	0.833870248	0.722615397	0.792220906
0.20302912	354	0.838552235	0.743290739	0.794143793
0.2072348	355	0.840184911	0.74578637	0.856510062
0.207608927	356	0.873965872	0.783654591	0.893064794
0.213726267	357	0.880047522	0.84239227	0.899744701
0.218106783	358	0.894843558	0.918911923	0.910887173
0.237406644	359	0.91169827	0.924998344	0.959870959
0.238041168	360	0.923123317	0.983076629	1.129650601
0.238468163	361	1.064472901	1.035017063	1.132818585
0.238714485	362	1.319423949	1.036873882	1.254926822
0.257452056	363	1.372791956	1.075446976	1.296919383
0.278638001	364	1.375546638	1.099103815	1.353563391
0.279056307	365	1.403159421	1.147000368	1.362747939
0.346254326	366	1.408730345	1.231555497	1.488005265
0.35830273	367	1.42993273	1.44075486	1.508994344
0.474358908	368	2.491655265	2.147334012	2.364084047
0.624316621	369	3.567405614	2.369918071	3.645290832

-1.608914505	-0.86061589	-1.153693301
-1.497367969	-0.377053096	-0.522543833
-1.38955393	-0.376641915	-0.513479111
-1.102054282	-0.303330869	-0.459659716
-1.096036532	-0.296013869	-0.293172666
-0.939774849	-0.275429936	-0.280741831
-0.915640459	-0.273142866	-0.276155608
-0.86689981	-0.217584386	-0.240161211
-0.845689677	-0.203301462	-0.236976112
-0.823575652	-0.193981883	-0.229846134
-0.81964183	-0.190691039	-0.221996282
-0.804332666	-0.177078849	-0.221435185
-0.80167137	-0.175557941	-0.205699393
-0.78985953	-0.171579224	-0.187431325
-0.776268494	-0.171330558	-0.160582155
-0.760326789	-0.161454982	-0.155292401
-0.75015905	-0.159256187	-0.142367742
-0.718493228	-0.157840208	-0.135734032
-0.706397423	-0.156460864	-0.133469221
-0.697718377	-0.139214117	-0.13198557
-0.691795016	-0.138904372	-0.125827905
-0.673707322	-0.133272177	-0.125228701
-0.661939129	-0.125268692	-0.120311901
-0.635481174	-0.123550735	-0.11964426
-0.635387265	-0.122647294	-0.114433912
-0.631400303	-0.1192773	-0.112238959
-0.624589069	-0.116149945	-0.109550224
-0.617558535	-0.114982302	-0.108968301
-0.612165306	-0.113622109	-0.107572816
-0.59660282	-0.113058824	-0.107086705
-0.572622876	-0.111868782	-0.106339751
-0.561088912	-0.111830126	-0.106184249
-0.558223847	-0.111690486	-0.105958193
-0.552686907	-0.109550708	-0.10495263
-0.546806745	-0.106233589	-0.104810606
-0.542457369	-0.104170525	-0.103174602
-0.53967872	-0.102417238	-0.103120678
-0.53954209	-0.100229469	-0.100356047
-0.528773073	-0.099235202	-0.097186239
-0.518410469	-0.098471175	-0.09658451
-0.515270696	-0.097290717	-0.095667657
-0.492390063	-0.095496266	-0.095350119
-0.489640051	-0.093493019	-0.09483225
-0.465799583	-0.093440509	-0.093971295
-0.465429543	-0.09306354	-0.09332209
-0.464510121	-0.09254719	-0.092970606
-0.45788557	-0.091739341	-0.092692068
-0.449586396	-0.091598618	-0.092672035
-0.446782693	-0.091212234	-0.091529979
-0.443706776	-0.091076366	-0.091225977
-0.441921072	-0.090861863	-0.091206179
-0.441120233	-0.089817182	-0.09101939
-0.43922743	-0.089743179	-0.089891153

x	y	x	
0	0.378512	0	0
400	0.378512	400	400
0	0.584963	0	0
400	0.584963	400	400



-0.438625264	-0.088928045	-0.08987176
-0.43754872	-0.088757222	-0.089237564
-0.434766156	-0.088394854	-0.088472715
-0.42884211	-0.088293948	-0.087246667
-0.413672612	-0.087180116	-0.08638675
-0.397558881	-0.086960149	-0.084515553
-0.396734599	-0.085637485	-0.08364774
-0.382880068	-0.08394846	-0.083560277
-0.376549638	-0.083761693	-0.082238308
-0.372091587	-0.082356319	-0.07904784
-0.362067868	-0.081883762	-0.078711866
-0.358903663	-0.081249552	-0.076562616
-0.355649015	-0.080614849	-0.07508027
-0.354770461	-0.080244789	-0.074641195
-0.352969216	-0.079633894	-0.074360063
-0.349949101	-0.079441139	-0.073896944
-0.347673688	-0.078301902	-0.07240994
-0.346354504	-0.074769834	-0.072168482
-0.339734499	-0.074240477	-0.071897382
-0.33655969	-0.073588401	-0.069010274
-0.333910923	-0.072010043	-0.068978425
-0.331628948	-0.071577311	-0.067854555
-0.32972187	-0.071511721	-0.067651101
-0.328040834	-0.070875424	-0.065321759
-0.322611528	-0.06884435	-0.064611123
-0.318705315	-0.068311154	-0.063559925
-0.310509316	-0.068162227	-0.062826414
-0.310473411	-0.06813667	-0.06274672
-0.30691904	-0.067453216	-0.062340458
-0.306010011	-0.067335356	-0.061804088
-0.305741328	-0.066232445	-0.061710659
-0.304957475	-0.065728598	-0.058371586
-0.298375015	-0.064376941	-0.058314302
-0.29514987	-0.063134727	-0.055594839
-0.295043856	-0.061072335	-0.054931633
-0.294418695	-0.059144554	-0.053778202
-0.289020714	-0.058151417	-0.05337768
-0.285504308	-0.056068839	-0.053302186
-0.285225729	-0.055109202	-0.051297258
-0.281401627	-0.054196035	-0.051015584
-0.281187245	-0.054042086	-0.050235891
-0.278188346	-0.053290825	-0.049216736
-0.270453985	-0.052947978	-0.048090567
-0.267832137	-0.052640439	-0.047791077
-0.267190517	-0.052140917	-0.047349462
-0.2658659	-0.051083348	-0.045801542
-0.265041259	-0.049964965	-0.045596612
-0.261945151	-0.04958322	-0.045084566
-0.252374461	-0.047575692	-0.044896426
-0.244637196	-0.045256737	-0.044675137
-0.24207813	-0.044797785	-0.043467427
-0.241657495	-0.041912019	-0.043284216
-0.238666483	-0.041706852	-0.042975105
-0.237625237	-0.041351681	-0.041921216

-0.234536286	-0.041129759	-0.040478141
-0.233624146	-0.039282043	-0.039669185
-0.231443316	-0.038471592	-0.039271449
-0.228277244	-0.036987677	-0.038925469
-0.228246043	-0.034840557	-0.037861761
-0.223538885	-0.034698112	-0.037485935
-0.219181572	-0.034513251	-0.036118233
-0.218645813	-0.034256289	-0.035914711
-0.214808167	-0.03323591	-0.03548106
-0.211156887	-0.032176402	-0.034075763
-0.208932528	-0.031041555	-0.033469938
-0.206112837	-0.030638313	-0.03325851
-0.205695844	-0.030578382	-0.032847655
-0.205068644	-0.030486024	-0.032077755
-0.199144641	-0.029559189	-0.031573287
-0.196135167	-0.029423111	-0.030913195
-0.190572667	-0.029309388	-0.03043838
-0.181815309	-0.029183172	-0.03031093
-0.178879942	-0.028621073	-0.02950194
-0.173797063	-0.028008215	-0.029107428
-0.171530395	-0.027110838	-0.028685821
-0.169439489	-0.026463289	-0.027813215
-0.169351075	-0.024585633	-0.027554887
-0.163952535	-0.024399739	-0.026844921
-0.163429469	-0.024200643	-0.026579343
-0.16051746	-0.024056826	-0.026466125
-0.157458935	-0.022945877	-0.026396964
-0.156751716	-0.020731775	-0.025420987
-0.1551106	-0.020402455	-0.025147091
-0.153450447	-0.019662649	-0.024794202
-0.149776037	-0.019537131	-0.024333899
-0.145233066	-0.019402934	-0.023836073
-0.144023054	-0.019303516	-0.022716173
-0.140085382	-0.019117535	-0.019826115
-0.134530657	-0.018776809	-0.01937644
-0.131532122	-0.018616065	-0.019248611
-0.129740332	-0.017768716	-0.018817938
-0.129493612	-0.017596733	-0.018808895
-0.128883833	-0.01759337	-0.0177801
-0.126638863	-0.01671274	-0.017111982
-0.12148993	-0.015531675	-0.016328371
-0.121011072	-0.014893682	-0.016158243
-0.115026947	-0.014431165	-0.015942523
-0.114110342	-0.013716146	-0.015938274
-0.111400768	-0.012615616	-0.015321239
-0.110792518	-0.011959462	-0.014207611
-0.110331955	-0.011796858	-0.014168787
-0.107840869	-0.01124164	-0.013705442
-0.106806502	-0.010852562	-0.013616842
-0.103352384	-0.010434716	-0.012144914
-0.101659336	-0.005692067	-0.010712797
-0.099856585	-0.005128005	-0.010380305
-0.098512458	-0.004763574	-0.008473686
-0.09608376	-0.004478416	-0.008427563

-0.090030082	-0.004025938	-0.007228325
-0.089140381	-0.003765522	-0.007040384
-0.072670494	-0.003715724	-0.006753971
-0.058831175	-0.003684327	-0.00592023
-0.058506862	-0.003668199	-0.005716928
-0.053908927	-0.003166899	-0.005452987
-0.052940459	-0.00254192	-0.003764013
-0.049320177	-0.002409786	-0.003461185
-0.04548052	-0.002320393	-0.003086934
-0.038297727	-0.002046043	-0.002466532
-0.036493842	-0.001373134	-0.002289324
-0.033646069	-0.001120276	-0.002276593
-0.023826803	-0.000857754	-0.001172725
-0.020220736	-0.000500747	-0.000945637
-0.017288848	0	-0.000636606
-0.01467209	0.000916458	0
-0.013086212	0.000930798	0.000149224
-0.012951451	0.001515424	0.000180985
-0.012872281	0.002643742	0.000465075
-0.011414195	0.003138278	0.000681073
-0.008170567	0.004029553	0.000739369
-0.008046188	0.004516509	0.000903004
-0.003138822	0.00482621	0.00092919
-0.00278413	0.005149112	0.001345893
-0.002698713	0.007086748	0.002466423
-0.001990281	0.007725876	0.002505951
0.001644285	0.008460844	0.003227033
0.001933461	0.008605981	0.003684216
0.002009071	0.009166668	0.003730963
0.002848709	0.009481931	0.004667153
0.006199451	0.010367136	0.005309501
0.008041725	0.010567253	0.005890249
0.010418929	0.010788063	0.007575664
0.012258328	0.010881211	0.008855409
0.01455376	0.010895681	0.009699312
0.021637954	0.01092671	0.010482553
0.02580147	0.011028216	0.011302088
0.026931544	0.012270674	0.011649493
0.027420129	0.01261593	0.011739702
0.031726711	0.013054544	0.011826914
0.032255493	0.01364208	0.012156917
0.033865025	0.014135294	0.013098209
0.035109008	0.015115896	0.013830379
0.03785938	0.015484748	0.014102319
0.040510684	0.016132043	0.014687448
0.041098996	0.01624593	0.01515104
0.052264559	0.016594968	0.015262138
0.053338921	0.016726573	0.015274667
0.059941312	0.016867631	0.015936131
0.062803422	0.017381527	0.016123156
0.068207025	0.019151999	0.016620732
0.070270626	0.019258871	0.016779467
0.070766126	0.019537054	0.017991659
0.080578271	0.020614466	0.018111655

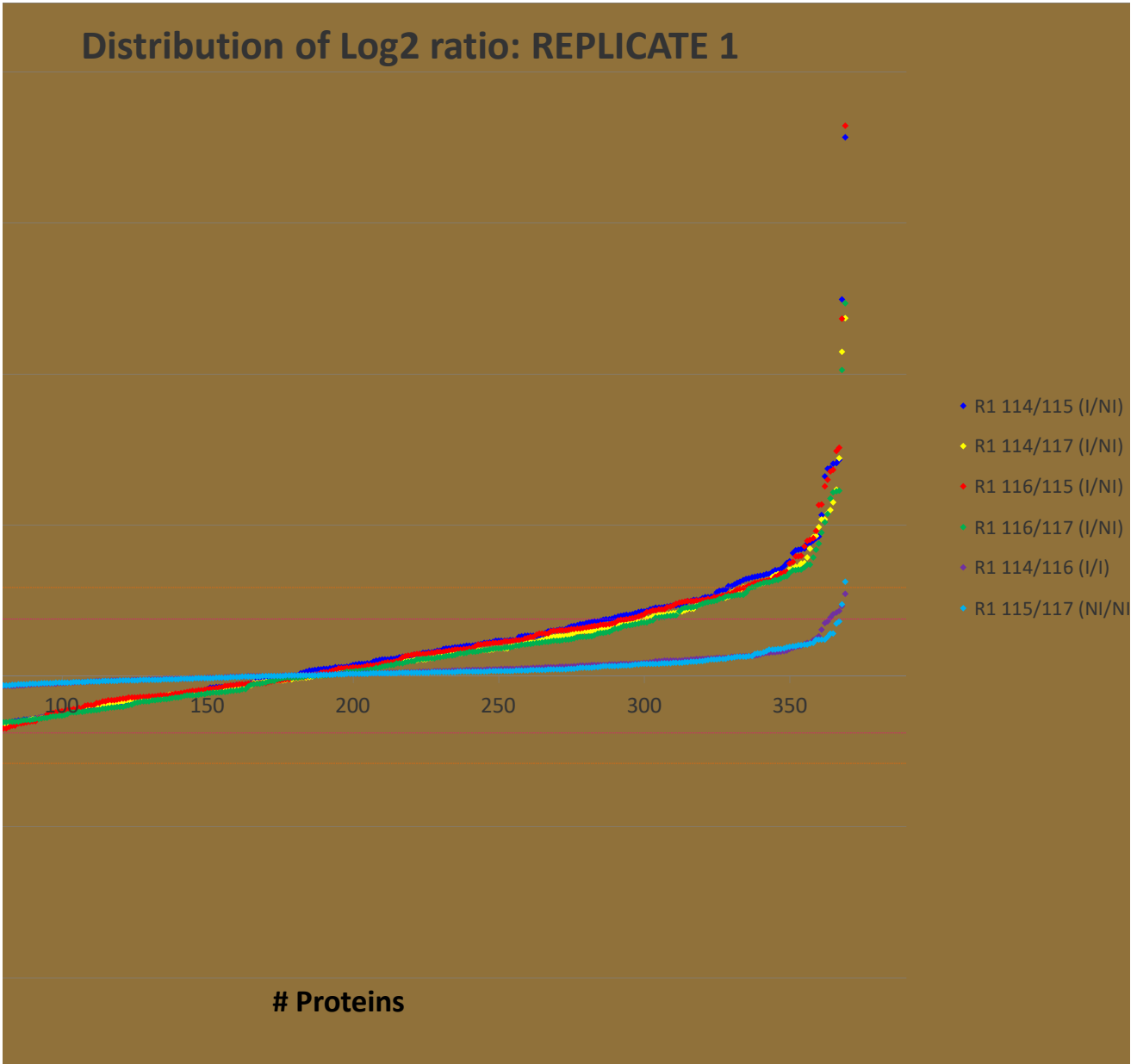
0.082540213	0.020628269	0.018576138
0.082821124	0.021311875	0.018646885
0.088213872	0.022130859	0.019299885
0.09246722	0.024188245	0.020312377
0.095210568	0.024555824	0.02034011
0.097891225	0.02506871	0.02067372
0.108234859	0.025132952	0.020735017
0.109174915	0.026288755	0.021506646
0.110584608	0.026345114	0.021633368
0.111850956	0.027201223	0.021737685
0.113796402	0.027950785	0.02174556
0.116203075	0.028188122	0.022199852
0.116302482	0.02927691	0.022373224
0.121535803	0.029661402	0.022452289
0.123793647	0.030613644	0.022965585
0.125337658	0.030990657	0.023574318
0.128340818	0.031629612	0.023901563
0.132101601	0.0327046	0.024230118
0.13491055	0.033882172	0.024337323
0.136703632	0.034965655	0.024457356
0.144179981	0.035334696	0.025505875
0.147887928	0.035639576	0.026143702
0.148953185	0.035926104	0.026368752
0.152470907	0.036889282	0.026759954
0.157138522	0.037463966	0.02706105
0.157297472	0.037863608	0.027472068
0.160104358	0.038081684	0.027604969
0.16101336	0.039003938	0.027823255
0.164282593	0.039300658	0.02812482
0.168929576	0.039807707	0.028158473
0.170774377	0.041630025	0.02892779
0.17311873	0.041870598	0.029292529
0.177375304	0.042189175	0.029735338
0.18056883	0.042536921	0.030863849
0.180828076	0.042902955	0.031482374
0.18167445	0.044484965	0.031493282
0.18362822	0.045096893	0.031644851
0.187267413	0.045100656	0.032169441
0.187731886	0.045372829	0.032215713
0.191768399	0.046089203	0.032355767
0.199896576	0.046342699	0.034472903
0.200650328	0.046740689	0.034671695
0.204456464	0.047608062	0.035406661
0.205324142	0.049446096	0.035899198
0.208686461	0.050154452	0.03597009
0.211427428	0.050162341	0.037596085
0.214320343	0.05107093	0.038189295
0.217523392	0.052258636	0.038854752
0.218817812	0.053055395	0.039663662
0.220474512	0.053171669	0.039711293
0.223886286	0.055080914	0.040022674
0.226153079	0.05579193	0.040709445
0.226660355	0.056757013	0.041342617
0.231675189	0.057450933	0.041550969

0.232484926	0.058183916	0.041846434
0.233015768	0.058457706	0.042109465
0.234719552	0.058550714	0.042719697
0.240160846	0.059079844	0.04313126
0.240342425	0.060654336	0.044181564
0.242917108	0.061085621	0.045543772
0.245662036	0.063065933	0.045568967
0.252156174	0.064508333	0.047541999
0.256853875	0.066276485	0.051069808
0.257342425	0.066670694	0.051072966
0.258651223	0.067634001	0.051278331
0.259859057	0.068290684	0.051401429
0.261004715	0.06950347	0.05375013
0.269358973	0.069619331	0.057190462
0.280518559	0.070600048	0.057718125
0.282729098	0.070738686	0.060182156
0.283922446	0.071056697	0.061997088
0.2878212	0.072668674	0.06313309
0.290854679	0.073112829	0.063680337
0.302899381	0.073935516	0.06529632
0.312282641	0.075207133	0.065568533
0.313053086	0.075482967	0.06559317
0.31847816	0.076629456	0.066357661
0.330487866	0.077066717	0.067986403
0.331809041	0.077084797	0.06889273
0.334902634	0.078588773	0.068996588
0.338047272	0.080029119	0.070196263
0.342485172	0.081449085	0.0729894
0.345643506	0.082365096	0.07362229
0.351638415	0.083900249	0.076633363
0.351972496	0.085110704	0.07791619
0.353361751	0.087553364	0.078884642
0.362353549	0.088264026	0.079003419
0.367054938	0.088308539	0.079871875
0.385899925	0.095207859	0.079887438
0.386366999	0.095496134	0.079942345
0.387993461	0.096498814	0.081118305
0.389870425	0.098547121	0.082081056
0.396837236	0.100555635	0.083059036
0.397291427	0.100992405	0.08330934
0.398105167	0.101503518	0.084988257
0.401337633	0.101515599	0.085329882
0.424587687	0.101519642	0.085429932
0.444327317	0.101779779	0.086284886
0.450798023	0.102768705	0.08793729
0.450799682	0.103094183	0.087937712
0.452755298	0.10758078	0.092971155
0.454857066	0.109046933	0.093535093
0.456862731	0.109953085	0.094657271
0.470487975	0.10998515	0.095428499
0.474774181	0.11000917	0.097862814
0.485355653	0.1125789	0.101457615
0.486802925	0.113425137	0.10376912
0.489726141	0.114952118	0.106088434



0.494431343	0.115363224	0.108465889
0.499863506	0.11717253	0.109420144
0.509623041	0.118248426	0.110655229
0.513743282	0.11900915	0.111055808
0.522427265	0.119316161	0.112047586
0.526077986	0.119482051	0.118044182
0.528199137	0.124165698	0.119436257
0.531695236	0.126348517	0.123802322
0.533563059	0.127605748	0.124251458
0.53384349	0.127858787	0.124407258
0.534122525	0.128790682	0.125833342
0.551342201	0.128962526	0.126613981
0.57482101	0.130371931	0.128324617
0.586083381	0.133564335	0.129228323
0.59139799	0.133995839	0.143794422
0.599892259	0.136684059	0.14937282
0.607548126	0.141107608	0.149555742
0.613849049	0.147696045	0.154360568
0.619132311	0.149961663	0.16068562
0.620381413	0.150370408	0.172768683
0.62480621	0.153547946	0.172955396
0.632947541	0.156166806	0.173398326
0.633218206	0.157879971	0.177510142
0.644981682	0.159308741	0.178208926
0.654886762	0.16245897	0.180530675
0.65975477	0.167222803	0.18631304
0.681791906	0.178467474	0.19221775
0.699003829	0.183470092	0.193756286
0.700880072	0.193173081	0.194301535
0.70279667	0.196008641	0.201043692
0.703539768	0.197847189	0.20302912
0.716985619	0.208755377	0.2072348
0.734814923	0.216986863	0.207608927
0.737512504	0.217249361	0.213726267
0.782108525	0.235134673	0.218106783
0.834621521	0.248272382	0.237406644
0.873322752	0.259437026	0.238041168
0.94770316	0.305283561	0.238468163
1.016510558	0.347304858	0.238714485
1.071482072	0.361385975	0.257452056
1.175776577	0.383932963	0.278638001
1.214828491	0.407237034	0.279056307
1.22087991	0.417450472	0.346254326
1.225742843	0.429471064	0.35830273
2.025729523	0.460146984	0.474358908
2.467607918	0.543565295	0.624316621

y  
-0.37707  
-0.37707  
-0.57777  
-0.57777



















1	0.367	-1.448089751	0.342	-1.545833582	0.397
2	0.393	-1.346848135	0.410	-1.285134189	0.422
3	0.407	-1.297007771	0.418	-1.258201107	0.438
4	0.424	-1.239470056	0.445	-1.169064866	0.454
5	0.456	-1.132083671	0.470	-1.090440664	0.462
6	0.461	-1.115654672	0.479	-1.062152827	0.499
7	0.501	-0.997904285	0.501	-0.998251667	0.502
8	0.516	-0.954997253	0.524	-0.93337405	0.503
9	0.518	-0.947641706	0.524	-0.932029213	0.506
10	0.519	-0.947578896	0.532	-0.91048445	0.544
11	0.535	-0.902415121	0.535	-0.901148387	0.552
12	0.538	-0.893717267	0.543	-0.880041049	0.595
13	0.556	-0.847889517	0.558	-0.842171627	0.596
14	0.557	-0.845454341	0.601	-0.734981488	0.604
15	0.571	-0.809132007	0.612	-0.708608333	0.607
16	0.602	-0.731149017	0.621	-0.687300302	0.617
17	0.614	-0.703837998	0.623	-0.681606163	0.622
18	0.630	-0.667612684	0.630	-0.665435829	0.630
19	0.630	-0.666425531	0.640	-0.643959422	0.632
20	0.634	-0.657925758	0.649	-0.623825568	0.635
21	0.636	-0.653803152	0.650	-0.622080599	0.639
22	0.641	-0.640838139	0.651	-0.619287417	0.645
23	0.644	-0.635050136	0.660	-0.599958395	0.645
24	0.645	-0.632921257	0.662	-0.594396882	0.658
25	0.646	-0.630469959	0.665	-0.588846362	0.661
26	0.650	-0.621696133	0.673	-0.571790708	0.663
27	0.653	-0.615880873	0.677	-0.562924964	0.674
28	0.658	-0.604304815	0.682	-0.551232767	0.679
29	0.658	-0.603118173	0.690	-0.535063947	0.682
30	0.665	-0.588191683	0.693	-0.530041125	0.689
31	0.683	-0.550968629	0.693	-0.52905761	0.706
32	0.684	-0.547591681	0.696	-0.52287173	0.708
33	0.686	-0.542804584	0.704	-0.506180974	0.713
34	0.694	-0.527401027	0.715	-0.484944546	0.714
35	0.695	-0.524668078	0.719	-0.475213483	0.726
36	0.697	-0.521396648	0.720	-0.473997115	0.728
37	0.699	-0.516143783	0.720	-0.472970014	0.731
38	0.705	-0.503433373	0.725	-0.464576466	0.731
39	0.707	-0.500220493	0.725	-0.463159041	0.734
40	0.710	-0.494036765	0.737	-0.440060675	0.737
41	0.721	-0.472400695	0.740	-0.434051966	0.739
42	0.722	-0.469426213	0.746	-0.422802947	0.746
43	0.729	-0.456688672	0.747	-0.421037195	0.747
44	0.733	-0.448821242	0.750	-0.41477584	0.758
45	0.734	-0.445929108	0.755	-0.405853307	0.759
46	0.738	-0.438648	0.759	-0.398107189	0.760
47	0.741	-0.431492081	0.760	-0.395319657	0.762
48	0.745	-0.425582177	0.763	-0.389350912	0.763
49	0.753	-0.409520788	0.764	-0.388608244	0.767
50	0.753	-0.408551758	0.765	-0.386939166	0.768
51	0.755	-0.405553343	0.768	-0.381520194	0.768
52	0.762	-0.392705645	0.769	-0.379683586	0.773
53	0.762	-0.39237047	0.775	-0.367575803	0.776

54	0.764	-0.388362322	0.781	-0.357162246	0.780
55	0.764	-0.387536104	0.781	-0.35698037	0.781
56	0.766	-0.383781382	0.783	-0.35240632	0.784
57	0.767	-0.381897903	0.788	-0.343521553	0.785
58	0.768	-0.381512054	0.790	-0.340093149	0.788
59	0.769	-0.379213737	0.791	-0.338555681	0.789
60	0.769	-0.378991624	0.792	-0.33702513	0.793
61	0.775	-0.36688835	0.792	-0.336691879	0.794
62	0.776	-0.365923275	0.793	-0.334567647	0.796
63	0.780	-0.358645695	0.796	-0.329986315	0.799
64	0.781	-0.356471996	0.804	-0.315454364	0.800
65	0.788	-0.344187908	0.806	-0.311429976	0.803
66	0.795	-0.331401705	0.807	-0.30965958	0.809
67	0.797	-0.327737705	0.808	-0.307600823	0.812
68	0.803	-0.316233294	0.809	-0.305346155	0.814
69	0.803	-0.316176131	0.809	-0.305198064	0.814
70	0.805	-0.312900199	0.812	-0.300011133	0.814
71	0.806	-0.311255571	0.818	-0.290273179	0.818
72	0.808	-0.307676531	0.821	-0.283852141	0.819
73	0.809	-0.305662058	0.825	-0.277771499	0.821
74	0.809	-0.305048022	0.826	-0.275294062	0.823
75	0.810	-0.304132752	0.831	-0.26632753	0.824
76	0.814	-0.297634374	0.832	-0.265740328	0.828
77	0.814	-0.296219207	0.832	-0.265592376	0.828
78	0.822	-0.282669125	0.837	-0.255899744	0.828
79	0.822	-0.282296834	0.839	-0.252965215	0.830
80	0.823	-0.281081511	0.840	-0.252056313	0.834
81	0.824	-0.27847077	0.840	-0.250962494	0.836
82	0.826	-0.275311931	0.844	-0.244702504	0.837
83	0.827	-0.273637461	0.847	-0.239858012	0.842
84	0.828	-0.272888647	0.847	-0.239535273	0.844
85	0.828	-0.27243894	0.852	-0.230461607	0.844
86	0.832	-0.265291307	0.854	-0.228460325	0.849
87	0.835	-0.259477851	0.854	-0.227062976	0.851
88	0.836	-0.259141833	0.856	-0.224633164	0.851
89	0.836	-0.257897752	0.858	-0.22152201	0.852
90	0.840	-0.251231488	0.862	-0.214233458	0.856
91	0.846	-0.241804146	0.865	-0.209832258	0.860
92	0.849	-0.236175897	0.867	-0.205623506	0.860
93	0.850	-0.233779733	0.867	-0.205386821	0.862
94	0.852	-0.231825014	0.868	-0.203682905	0.863
95	0.857	-0.222024748	0.870	-0.201541377	0.863
96	0.858	-0.22102972	0.870	-0.200815795	0.866
97	0.860	-0.216910053	0.870	-0.200774421	0.868
98	0.864	-0.211530007	0.873	-0.195216948	0.868
99	0.866	-0.207068147	0.877	-0.189090878	0.870
100	0.868	-0.204605786	0.878	-0.187830404	0.876
101	0.869	-0.202392822	0.878	-0.18724447	0.876
102	0.869	-0.202085317	0.882	-0.180632857	0.877
103	0.872	-0.197623818	0.884	-0.177309036	0.879
104	0.873	-0.196094687	0.886	-0.174590427	0.883
105	0.874	-0.194033109	0.888	-0.171841008	0.885
106	0.878	-0.188041745	0.889	-0.170529591	0.885
107	0.879	-0.186244071	0.889	-0.169989077	0.885

108	0.882	-0.18188517	0.894	-0.162319606	0.886
109	0.882	-0.180399516	0.894	-0.161142109	0.888
110	0.885	-0.176900663	0.897	-0.157495558	0.892
111	0.886	-0.174878739	0.897	-0.156884063	0.896
112	0.886	-0.174173023	0.900	-0.151681421	0.897
113	0.892	-0.164913825	0.901	-0.151083282	0.900
114	0.897	-0.15699107	0.902	-0.14926428	0.901
115	0.901	-0.150174882	0.903	-0.147796305	0.904
116	0.901	-0.149937478	0.905	-0.14420562	0.904
117	0.904	-0.14607146	0.905	-0.143298425	0.905
118	0.906	-0.141784657	0.907	-0.141515764	0.905
119	0.907	-0.141593717	0.909	-0.138417288	0.905
120	0.909	-0.137807583	0.911	-0.134144131	0.906
121	0.909	-0.137115572	0.915	-0.128762992	0.909
122	0.910	-0.136027051	0.919	-0.122373753	0.910
123	0.912	-0.132481925	0.924	-0.114109057	0.913
124	0.913	-0.13149595	0.925	-0.113068109	0.913
125	0.917	-0.125488778	0.925	-0.113032224	0.916
126	0.919	-0.122327884	0.925	-0.112058628	0.921
127	0.919	-0.122111081	0.928	-0.108559365	0.922
128	0.921	-0.118780713	0.928	-0.108241829	0.927
129	0.921	-0.118644556	0.928	-0.107034943	0.927
130	0.923	-0.116255314	0.933	-0.100532159	0.928
131	0.930	-0.104284682	0.935	-0.09690874	0.929
132	0.931	-0.10382161	0.935	-0.096211782	0.931
133	0.933	-0.099584305	0.936	-0.095024274	0.931
134	0.938	-0.091608749	0.936	-0.09490744	0.931
135	0.939	-0.091371407	0.936	-0.094707606	0.931
136	0.939	-0.090405264	0.937	-0.093842275	0.934
137	0.940	-0.089202153	0.940	-0.088826564	0.935
138	0.941	-0.087949295	0.940	-0.088500465	0.940
139	0.942	-0.08640405	0.941	-0.087821256	0.942
140	0.943	-0.085379183	0.943	-0.084543158	0.942
141	0.943	-0.085130288	0.944	-0.082385618	0.943
142	0.944	-0.082570694	0.946	-0.080016178	0.946
143	0.945	-0.080975755	0.948	-0.077185358	0.950
144	0.946	-0.079816896	0.949	-0.075458183	0.951
145	0.947	-0.078156519	0.953	-0.070154698	0.953
146	0.948	-0.077740019	0.961	-0.057606428	0.953
147	0.949	-0.075033655	0.963	-0.054265896	0.956
148	0.953	-0.069904568	0.965	-0.051697484	0.958
149	0.954	-0.068278466	0.968	-0.046875239	0.962
150	0.954	-0.068146386	0.971	-0.043116924	0.963
151	0.964	-0.0525092	0.972	-0.040579244	0.967
152	0.969	-0.045523095	0.972	-0.040295077	0.968
153	0.971	-0.043143459	0.974	-0.038498369	0.975
154	0.971	-0.041968279	0.979	-0.030245247	0.976
155	0.974	-0.037490573	0.981	-0.028059975	0.981
156	0.974	-0.037266881	0.982	-0.026210704	0.983
157	0.977	-0.033237751	0.984	-0.023348036	0.984
158	0.979	-0.031220353	0.984	-0.022797765	0.984
159	0.979	-0.030827367	0.988	-0.017859995	0.989
160	0.981	-0.027974932	0.988	-0.017435703	0.993
161	0.985	-0.021412753	0.993	-0.009444185	0.994

162	0.987	-0.018401249	0.996	-0.005198477	0.995
163	0.988	-0.018096105	0.997	-0.004919752	0.996
164	0.990	-0.013829507	1.000	-9.2636E-05	0.996
165	0.993	-0.009691373	1.001	0.001226917	1.000
166	0.995	-0.006834292	1.002	0.002917304	1.000
167	0.996	-0.005584073	1.002	0.003578982	1.005
168	1.004	0.005584073	1.003	0.00484646	1.006
169	1.004	0.005662777	1.004	0.005178897	1.011
170	1.005	0.006481274	1.010	0.013642747	1.011
171	1.007	0.009920826	1.012	0.016650565	1.014
172	1.010	0.014401295	1.012	0.017402935	1.016
173	1.012	0.017844379	1.014	0.019631886	1.017
174	1.018	0.025606414	1.015	0.020984364	1.017
175	1.020	0.028917195	1.018	0.026260087	1.017
176	1.022	0.031737792	1.021	0.030427471	1.019
177	1.029	0.041727501	1.029	0.041883896	1.019
178	1.033	0.046864754	1.031	0.043489765	1.026
179	1.036	0.050747634	1.034	0.048201395	1.026
180	1.038	0.053772858	1.039	0.054828356	1.028
181	1.040	0.056941902	1.040	0.057244484	1.028
182	1.042	0.059834161	1.042	0.059362499	1.028
183	1.044	0.062189195	1.046	0.064512002	1.029
184	1.049	0.069263639	1.046	0.065073084	1.033
185	1.050	0.070351958	1.049	0.069162175	1.033
186	1.052	0.073382144	1.049	0.069211949	1.036
187	1.056	0.078996863	1.050	0.071001907	1.038
188	1.057	0.080190426	1.059	0.083206442	1.040
189	1.058	0.080919575	1.060	0.084227408	1.042
190	1.060	0.083533512	1.061	0.085251925	1.043
191	1.062	0.087239091	1.063	0.087624854	1.044
192	1.063	0.088528161	1.068	0.09531803	1.044
193	1.067	0.092983048	1.077	0.106879794	1.044
194	1.067	0.093266587	1.079	0.110134885	1.046
195	1.068	0.095173665	1.086	0.119098324	1.047
196	1.073	0.101198824	1.087	0.120788035	1.048
197	1.074	0.103003577	1.089	0.122548967	1.050
198	1.079	0.109076864	1.089	0.123228018	1.053
199	1.082	0.113549651	1.090	0.124829711	1.054
200	1.088	0.121470711	1.090	0.124981261	1.067
201	1.094	0.128991417	1.091	0.125985192	1.068
202	1.095	0.131230316	1.094	0.129321239	1.071
203	1.099	0.136797042	1.094	0.129678479	1.075
204	1.100	0.137553381	1.094	0.129974214	1.077
205	1.101	0.138336285	1.095	0.130573092	1.079
206	1.101	0.139022564	1.095	0.130733838	1.089
207	1.104	0.14289969	1.096	0.131703884	1.089
208	1.106	0.145973373	1.097	0.133948582	1.092
209	1.111	0.15181081	1.098	0.13518681	1.093
210	1.114	0.156185874	1.099	0.135984905	1.094
211	1.115	0.157514421	1.103	0.140885581	1.094
212	1.117	0.159674817	1.103	0.141004472	1.097
213	1.118	0.161296232	1.105	0.144197569	1.099
214	1.118	0.161381533	1.106	0.14473075	1.109
215	1.118	0.16146429	1.108	0.148205439	1.112

216	1.120	0.163518639	1.117	0.159424194	1.115
217	1.128	0.174288819	1.119	0.161668197	1.116
218	1.130	0.176176843	1.123	0.166938764	1.118
219	1.130	0.176843345	1.125	0.169356782	1.119
220	1.133	0.179950552	1.133	0.179805097	1.120
221	1.138	0.186500298	1.139	0.188378429	1.120
222	1.138	0.187133173	1.142	0.191687556	1.120
223	1.139	0.187407133	1.144	0.193829901	1.122
224	1.140	0.18904491	1.145	0.195892226	1.126
225	1.141	0.190629146	1.146	0.196361044	1.128
226	1.142	0.191758957	1.146	0.196684065	1.131
227	1.148	0.199379726	1.148	0.19897659	1.131
228	1.150	0.201717609	1.153	0.205338611	1.132
229	1.161	0.215262538	1.155	0.207795014	1.138
230	1.163	0.217342518	1.157	0.210033265	1.141
231	1.165	0.220067732	1.161	0.215016047	1.143
232	1.177	0.235529251	1.162	0.216588557	1.147
233	1.179	0.23756533	1.162	0.216674018	1.150
234	1.182	0.241527627	1.164	0.218683285	1.164
235	1.183	0.241935636	1.165	0.219802743	1.168
236	1.190	0.251361833	1.165	0.220486442	1.169
237	1.198	0.26019037	1.170	0.225939035	1.170
238	1.198	0.260214788	1.188	0.248471849	1.171
239	1.199	0.261472702	1.198	0.261030322	1.172
240	1.200	0.262696289	1.204	0.267739423	1.179
241	1.205	0.26923186	1.206	0.270460644	1.180
242	1.205	0.269387056	1.208	0.272757855	1.180
243	1.210	0.274885078	1.209	0.273899039	1.180
244	1.210	0.275469883	1.212	0.277747241	1.181
245	1.214	0.279287504	1.213	0.279154714	1.184
246	1.214	0.279742479	1.223	0.290736966	1.188
247	1.214	0.280185332	1.224	0.291400917	1.189
248	1.217	0.282923926	1.229	0.297628722	1.189
249	1.221	0.287647117	1.234	0.303414352	1.191
250	1.221	0.288613407	1.235	0.304470123	1.196
251	1.238	0.30783752	1.240	0.310261357	1.196
252	1.242	0.312606527	1.245	0.316593537	1.196
253	1.243	0.314010691	1.248	0.320042514	1.199
254	1.244	0.314615837	1.250	0.322466738	1.203
255	1.247	0.318285261	1.251	0.323505118	1.212
256	1.248	0.320093641	1.257	0.329691998	1.215
257	1.253	0.324828951	1.258	0.331189331	1.218
258	1.254	0.326218887	1.259	0.332840137	1.221
259	1.258	0.331340049	1.265	0.339205569	1.224
260	1.269	0.343827182	1.269	0.343929739	1.227
261	1.271	0.345600389	1.271	0.345936374	1.228
262	1.275	0.350561853	1.274	0.349212659	1.228
263	1.282	0.357910291	1.275	0.350688472	1.241
264	1.288	0.364640257	1.275	0.350711608	1.242
265	1.289	0.366507896	1.285	0.361683084	1.246
266	1.290	0.367109622	1.287	0.364121615	1.248
267	1.290	0.36756472	1.302	0.380468425	1.248
268	1.293	0.370473643	1.303	0.381413594	1.249
269	1.295	0.372523497	1.308	0.3868276	1.249

270	1.296	0.374432251	1.310	0.389310167	1.253
271	1.299	0.377003165	1.311	0.390639507	1.258
272	1.306	0.384746627	1.313	0.392393155	1.261
273	1.310	0.389787497	1.313	0.392853646	1.262
274	1.312	0.391534684	1.315	0.395168658	1.267
275	1.314	0.393453504	1.317	0.396709616	1.273
276	1.314	0.394214696	1.324	0.404761441	1.282
277	1.327	0.407631104	1.324	0.40487206	1.291
278	1.333	0.41476356	1.324	0.405334561	1.305
279	1.344	0.426281597	1.327	0.408074703	1.308
280	1.344	0.426714107	1.328	0.409625131	1.308
281	1.345	0.42797026	1.330	0.411315881	1.309
282	1.348	0.431023876	1.330	0.41164194	1.312
283	1.349	0.431649066	1.337	0.418705263	1.313
284	1.357	0.440521675	1.337	0.419088163	1.315
285	1.366	0.449774711	1.337	0.419241255	1.324
286	1.367	0.451232358	1.337	0.419391908	1.326
287	1.370	0.453774149	1.341	0.422999884	1.341
288	1.372	0.456025234	1.348	0.431178094	1.343
289	1.378	0.462144759	1.350	0.433168534	1.352
290	1.379	0.463582761	1.352	0.435053393	1.355
291	1.384	0.468442725	1.352	0.435536125	1.359
292	1.390	0.47483894	1.354	0.436758771	1.367
293	1.398	0.48369986	1.359	0.442901828	1.370
294	1.420	0.505535328	1.362	0.446232342	1.372
295	1.436	0.521654424	1.369	0.452922927	1.388
296	1.438	0.523825568	1.371	0.454849773	1.401
297	1.441	0.527328296	1.376	0.460069374	1.411
298	1.459	0.54478397	1.394	0.479004512	1.423
299	1.463	0.549333883	1.405	0.490845025	1.429
300	1.472	0.557870682	1.411	0.497032068	1.440
301	1.475	0.560775927	1.426	0.512274363	1.440
302	1.482	0.567817754	1.479	0.564596184	1.458
303	1.485	0.569991888	1.502	0.587031013	1.459
304	1.509	0.593159363	1.509	0.593612943	1.493
305	1.519	0.603236425	1.543	0.6254749	1.515
306	1.520	0.603652398	1.547	0.629747678	1.515
307	1.543	0.62589575	1.550	0.631884148	1.521
308	1.544	0.626748486	1.559	0.640808795	1.536
309	1.546	0.628258708	1.567	0.647679565	1.551
310	1.556	0.637502771	1.568	0.649151476	1.554
311	1.556	0.637933974	1.633	0.707680026	1.565
312	1.557	0.638698872	1.645	0.718119125	1.586
313	1.584	0.663379138	1.650	0.722103083	1.635
314	1.620	0.695791668	1.668	0.738537798	1.638
315	1.628	0.703499178	1.688	0.75490373	1.653
316	1.655	0.727128375	1.713	0.776909411	1.804
317	1.879	0.909871084	1.864	0.8986731	1.809
318	1.885	0.914397463	1.871	0.903664008	1.832
319	1.943	0.958216809	1.909	0.933154363	1.879
320	2.058	1.041508989	1.912	0.93489703	2.007



-1.332592913	0.372	-1.426297699	0.752	-0.411898955	0.680
-1.244056793	0.472	-1.084618993	0.802	-0.317761114	0.711
-1.190373626	0.476	-1.071580319	0.811	-0.301557285	0.728
-1.138562084	0.493	-1.019392466	0.820	-0.286071507	0.731
-1.112776619	0.499	-1.001615749	0.840	-0.251766056	0.780
-1.002911931	0.511	-0.969471659	0.842	-0.24808103	0.790
-0.995133906	0.526	-0.927609156	0.853	-0.229418097	0.811
-0.992101166	0.528	-0.92232859	0.857	-0.223336561	0.825
-0.983628448	0.531	-0.912095979	0.861	-0.216539235	0.837
-0.878238006	0.568	-0.816803786	0.873	-0.195340441	0.840
-0.856744042	0.571	-0.809329952	0.877	-0.189965594	0.842
-0.749042489	0.581	-0.782942944	0.883	-0.178740214	0.861
-0.747337214	0.606	-0.72246276	0.889	-0.16951763	0.866
-0.726617465	0.618	-0.694022574	0.891	-0.166307072	0.874
-0.721025875	0.623	-0.682012532	0.896	-0.159122345	0.880
-0.696589807	0.624	-0.679973001	0.899	-0.15376392	0.882
-0.685806879	0.636	-0.653200026	0.901	-0.150070095	0.882
-0.667040894	0.641	-0.64053574	0.904	-0.146371193	0.882
-0.66151273	0.655	-0.610969585	0.905	-0.14403052	0.886
-0.65434146	0.661	-0.597010894	0.905	-0.143494183	0.890
-0.64658402	0.668	-0.583108594	0.905	-0.143318503	0.890
-0.632227033	0.668	-0.581866459	0.909	-0.137048656	0.896
-0.631589372	0.670	-0.577707749	0.912	-0.133602759	0.897
-0.604716756	0.671	-0.57610773	0.912	-0.132310219	0.898
-0.597957452	0.671	-0.575942197	0.915	-0.128028483	0.899
-0.591838844	0.671	-0.575485982	0.916	-0.12704306	0.899
-0.568203429	0.675	-0.566575552	0.916	-0.126302246	0.900
-0.558503647	0.684	-0.548602731	0.918	-0.12412892	0.901
-0.551176241	0.684	-0.548403201	0.918	-0.123082729	0.902
-0.537442486	0.686	-0.544137131	0.919	-0.122120532	0.903
-0.502846804	0.699	-0.517169595	0.924	-0.114542356	0.904
-0.498080332	0.699	-0.516984002	0.924	-0.114372414	0.904
-0.487209145	0.699	-0.516407459	0.928	-0.107797052	0.905
-0.485838737	0.708	-0.498286315	0.928	-0.107498269	0.907
-0.461119495	0.710	-0.495021631	0.931	-0.103107021	0.908
-0.457242618	0.712	-0.490564714	0.933	-0.100648142	0.908
-0.452697318	0.723	-0.467955267	0.933	-0.100002445	0.909
-0.45249112	0.729	-0.456346548	0.935	-0.097691475	0.910
-0.44684539	0.730	-0.45338269	0.935	-0.097607695	0.911
-0.440346128	0.741	-0.432499727	0.935	-0.097033578	0.913
-0.437314397	0.746	-0.423543623	0.935	-0.096336248	0.914
-0.422984654	0.753	-0.409534798	0.935	-0.096300064	0.914
-0.419899167	0.754	-0.408286993	0.937	-0.094618361	0.915
-0.399151206	0.757	-0.402353174	0.937	-0.094459888	0.922
-0.397210753	0.763	-0.389486983	0.937	-0.094329277	0.923
-0.396239121	0.766	-0.38504539	0.940	-0.088901784	0.925
-0.391419836	0.772	-0.373436206	0.941	-0.088451965	0.927
-0.389684556	0.777	-0.363893387	0.943	-0.084397226	0.927
-0.382952488	0.777	-0.363839056	0.944	-0.083727549	0.928
-0.380606898	0.778	-0.361245976	0.944	-0.082632981	0.929
-0.380397679	0.779	-0.360527682	0.945	-0.080897016	0.929
-0.372117046	0.780	-0.359109883	0.946	-0.080387966	0.932
-0.366707034	0.783	-0.352536407	0.946	-0.080167365	0.934



-0.3577226	0.784	-0.350569924	0.947	-0.077909953	0.934
-0.356456875	0.786	-0.347509954	0.947	-0.07790789	0.934
-0.350621238	0.788	-0.343965309	0.948	-0.076463582	0.934
-0.350023305	0.791	-0.338533166	0.949	-0.076139407	0.936
-0.343528801	0.795	-0.330700244	0.950	-0.074128085	0.937
-0.342602811	0.798	-0.326206245	0.950	-0.073975256	0.937
-0.335378779	0.803	-0.316492677	0.951	-0.072877219	0.938
-0.332732712	0.804	-0.315530734	0.951	-0.0726837	0.939
-0.328838203	0.805	-0.312872482	0.952	-0.0711969	0.939
-0.324168839	0.807	-0.308479329	0.952	-0.070390995	0.939
-0.322469407	0.809	-0.305263935	0.953	-0.069545519	0.944
-0.315979579	0.810	-0.304499406	0.954	-0.067542189	0.945
-0.30495149	0.811	-0.302879167	0.955	-0.06651977	0.946
-0.300853169	0.812	-0.300857924	0.956	-0.06565928	0.948
-0.297552328	0.820	-0.28592596	0.957	-0.063824325	0.948
-0.296769755	0.822	-0.282453487	0.957	-0.063451371	0.949
-0.296131544	0.825	-0.277037158	0.958	-0.062514885	0.949
-0.290631576	0.826	-0.27637615	0.958	-0.061960257	0.950
-0.288464134	0.826	-0.275442711	0.958	-0.061704046	0.951
-0.284787098	0.830	-0.268566695	0.958	-0.061268023	0.951
-0.280414157	0.834	-0.261802828	0.959	-0.060286906	0.952
-0.279281326	0.834	-0.261093754	0.959	-0.059671082	0.952
-0.272796562	0.835	-0.260606028	0.960	-0.05919921	0.953
-0.272184996	0.843	-0.246296558	0.960	-0.059156783	0.954
-0.271483511	0.848	-0.237810514	0.960	-0.05866789	0.955
-0.268488777	0.849	-0.236530004	0.961	-0.058061196	0.957
-0.261627117	0.849	-0.236100442	0.962	-0.056321879	0.957
-0.258518598	0.850	-0.235305219	0.962	-0.055639286	0.959
-0.256388115	0.850	-0.234200837	0.962	-0.055606182	0.960
-0.247982011	0.851	-0.232241397	0.962	-0.055466887	0.961
-0.244537723	0.852	-0.230546176	0.963	-0.054074207	0.962
-0.244047116	0.853	-0.229284276	0.963	-0.053667142	0.963
-0.235927321	0.854	-0.227887258	0.964	-0.053456978	0.963
-0.233487963	0.855	-0.225830028	0.964	-0.052912896	0.963
-0.231968467	0.859	-0.219910856	0.965	-0.051918105	0.963
-0.231242439	0.859	-0.218591817	0.965	-0.050836982	0.963
-0.224996532	0.860	-0.216820694	0.967	-0.048830767	0.964
-0.218345399	0.861	-0.215970064	0.967	-0.048449625	0.964
-0.217797527	0.864	-0.211670877	0.967	-0.048345805	0.965
-0.213745032	0.869	-0.203397063	0.967	-0.048322097	0.965
-0.212060743	0.869	-0.202823511	0.967	-0.047906659	0.966
-0.21194579	0.873	-0.195763046	0.968	-0.047398205	0.966
-0.207499663	0.874	-0.193565512	0.968	-0.047394428	0.968
-0.204476521	0.878	-0.187576996	0.968	-0.047225571	0.969
-0.20371883	0.881	-0.18248604	0.968	-0.046585325	0.970
-0.201695318	0.883	-0.178860045	0.969	-0.046100263	0.971
-0.191215221	0.889	-0.170261587	0.970	-0.044173523	0.971
-0.190404802	0.891	-0.166022548	0.971	-0.042104266	0.972
-0.18936861	0.894	-0.162247404	0.972	-0.040906851	0.972
-0.185860814	0.895	-0.160580547	0.972	-0.040748366	0.973
-0.178716009	0.895	-0.159931438	0.972	-0.040508437	0.973
-0.176748422	0.896	-0.158517592	0.973	-0.039803712	0.973
-0.176723443	0.896	-0.158236689	0.974	-0.037640362	0.974
-0.176722404	0.899	-0.154135732	0.974	-0.037435342	0.974

-0.174846168	0.906	-0.142593895	0.976	-0.035114404	0.974
-0.171531696	0.906	-0.142359179	0.976	-0.034794006	0.974
-0.16488199	0.906	-0.141940462	0.977	-0.03360309	0.975
-0.158661673	0.908	-0.138826638	0.978	-0.032536611	0.976
-0.15744644	0.910	-0.136440238	0.978	-0.031613354	0.976
-0.152360377	0.911	-0.13463704	0.979	-0.030965213	0.977
-0.151052364	0.911	-0.134361344	0.979	-0.030465366	0.977
-0.146274789	0.916	-0.126822397	0.979	-0.030044016	0.979
-0.146017925	0.919	-0.122429083	0.980	-0.029742946	0.979
-0.144193935	0.921	-0.119108575	0.980	-0.029618116	0.979
-0.144145111	0.922	-0.116935971	0.980	-0.028714005	0.980
-0.14390847	0.924	-0.114306026	0.981	-0.028333228	0.980
-0.1417252	0.926	-0.110982886	0.982	-0.026110917	0.980
-0.138083519	0.926	-0.110682164	0.982	-0.02574817	0.981
-0.136577243	0.926	-0.110497639	0.982	-0.025524752	0.981
-0.131362665	0.927	-0.109201765	0.983	-0.02490855	0.981
-0.130636824	0.929	-0.106676833	0.983	-0.024141102	0.981
-0.12580978	0.929	-0.106025039	0.984	-0.02387603	0.981
-0.119508972	0.930	-0.104531152	0.984	-0.022995647	0.981
-0.116726098	0.932	-0.101703491	0.984	-0.022926257	0.982
-0.109843676	0.935	-0.097140364	0.988	-0.01786411	0.982
-0.109197609	0.941	-0.087478372	0.988	-0.017513425	0.983
-0.107503503	0.944	-0.083696161	0.988	-0.01749435	0.983
-0.105768839	0.944	-0.083281067	0.988	-0.017328063	0.983
-0.102971299	0.944	-0.083166011	0.988	-0.016694827	0.984
-0.102752015	0.945	-0.08116022	0.989	-0.01630859	0.985
-0.102710894	0.947	-0.07920997	0.989	-0.015511902	0.986
-0.102547369	0.948	-0.076706333	0.989	-0.015359366	0.986
-0.099078666	0.950	-0.074196248	0.990	-0.015180564	0.987
-0.096618162	0.955	-0.065879256	0.990	-0.01464509	0.987
-0.089948422	0.955	-0.065876459	0.990	-0.014038904	0.987
-0.086442453	0.956	-0.065452983	0.991	-0.013539517	0.988
-0.085937036	0.956	-0.064562866	0.991	-0.012426196	0.988
-0.084950319	0.957	-0.064091376	0.992	-0.01223077	0.988
-0.079614466	0.958	-0.062651172	0.993	-0.010760911	0.988
-0.073764102	0.958	-0.062510558	0.993	-0.010665416	0.988
-0.072297649	0.959	-0.060758402	0.993	-0.010178508	0.989
-0.069437265	0.965	-0.051904614	0.994	-0.008848795	0.989
-0.068839397	0.967	-0.049121163	0.995	-0.007518957	0.989
-0.064373233	0.967	-0.048620344	0.995	-0.007067125	0.989
-0.062129939	0.968	-0.046829098	0.996	-0.006427609	0.990
-0.055491395	0.970	-0.044336958	0.997	-0.004234127	0.991
-0.053945373	0.970	-0.044028769	0.997	-0.003620879	0.991
-0.048874485	0.971	-0.042207615	0.998	-0.003191908	0.992
-0.046781563	0.973	-0.039058632	0.998	-0.002570671	0.992
-0.036604884	0.976	-0.034623092	0.998	-0.002401009	0.993
-0.035257171	0.977	-0.033822653	0.999	-0.001465851	0.993
-0.027757339	0.978	-0.031630569	0.999	-0.00097339	0.994
-0.024679769	0.980	-0.029777639	0.999	-0.00072696	0.994
-0.02396867	0.980	-0.02892101	1.000	-0.000645405	0.994
-0.023057512	0.980	-0.028914227	1.000	-0.000612537	0.995
-0.016177778	0.982	-0.026693593	1.000	-9.52305E-05	0.995
-0.009734701	0.984	-0.022620488	1.000	0	0.997
-0.008837894	0.988	-0.017468562	1.000	0.000592182	0.997

-0.006559314	0.988	-0.017343276	1.001	0.001155436	0.999
-0.005566396	0.996	-0.006371646	1.001	0.001242442	0.999
-0.0054324	0.996	-0.005506792	1.001	0.001682476	1.000
0	0.998	-0.002883189	1.003	0.004263343	1.000
0.000108043	0.999	-0.000732788	1.003	0.00438883	1.000
0.00730299	1.000	0.000127466	1.004	0.006121685	1.001
0.008797182	1.002	0.002473652	1.005	0.007373113	1.002
0.015105234	1.002	0.002844133	1.006	0.007917084	1.002
0.015695733	1.006	0.008840353	1.006	0.008464691	1.004
0.019634011	1.006	0.008865183	1.006	0.008613932	1.006
0.022208182	1.008	0.012024157	1.006	0.008974908	1.006
0.023770979	1.009	0.01276777	1.007	0.009589372	1.006
0.023994456	1.011	0.015908533	1.007	0.009645796	1.006
0.024886771	1.013	0.018560348	1.007	0.010328351	1.007
0.027489424	1.018	0.025721407	1.007	0.010724256	1.007
0.027846326	1.024	0.033736386	1.008	0.010993944	1.007
0.036599761	1.024	0.034585656	1.009	0.01298878	1.009
0.036966917	1.026	0.037171404	1.009	0.013292103	1.009
0.039180302	1.031	0.043347356	1.009	0.013374567	1.009
0.039251009	1.031	0.044061367	1.010	0.014128875	1.010
0.039443587	1.033	0.046600861	1.010	0.014976239	1.010
0.041233523	1.033	0.047006204	1.011	0.015361433	1.010
0.046311566	1.038	0.053822678	1.012	0.017250312	1.010
0.046746607	1.042	0.059034903	1.012	0.017528934	1.011
0.05083511	1.042	0.059673295	1.012	0.017749032	1.012
0.053390975	1.044	0.062179213	1.013	0.018635878	1.012
0.056711987	1.047	0.066837112	1.013	0.018782542	1.012
0.059403081	1.049	0.068536236	1.013	0.01922884	1.014
0.060859564	1.049	0.069127777	1.014	0.019602301	1.014
0.0616143	1.049	0.069191054	1.014	0.020564604	1.014
0.061903984	1.050	0.070788926	1.015	0.021850443	1.014
0.062305415	1.051	0.072029598	1.016	0.022234869	1.015
0.064717117	1.055	0.076642153	1.016	0.022583675	1.016
0.066209984	1.059	0.082199108	1.016	0.022777408	1.016
0.067205856	1.059	0.08241389	1.017	0.023797916	1.016
0.069809235	1.060	0.084191742	1.017	0.024631127	1.018
0.074977833	1.065	0.090285881	1.018	0.025844046	1.019
0.075853955	1.065	0.09098205	1.019	0.02701564	1.019
0.093016619	1.065	0.091336219	1.019	0.027556379	1.019
0.09514528	1.067	0.09310627	1.019	0.027672095	1.020
0.098934491	1.071	0.09939838	1.020	0.029159368	1.020
0.103843236	1.074	0.102602461	1.021	0.029709495	1.021
0.107219151	1.074	0.10323458	1.021	0.02973925	1.021
0.110157037	1.079	0.109768668	1.021	0.030399164	1.022
0.123478733	1.086	0.119401353	1.022	0.030915303	1.022
0.123650323	1.088	0.121844164	1.022	0.031702638	1.022
0.127050447	1.089	0.123540413	1.022	0.031936271	1.023
0.128301638	1.091	0.125334947	1.025	0.036327448	1.023
0.129246643	1.092	0.126491186	1.026	0.037620495	1.023
0.12928315	1.102	0.140190212	1.027	0.038442251	1.024
0.133209006	1.103	0.141050422	1.027	0.038527945	1.024
0.13590056	1.104	0.14278277	1.028	0.039704091	1.025
0.149422165	1.111	0.151894243	1.028	0.040169623	1.025
0.152600426	1.112	0.152531324	1.029	0.040650766	1.026

0.157195895	1.113	0.155016142	1.029	0.041042179	1.026
0.158496605	1.116	0.158698585	1.030	0.042617357	1.027
0.160322959	1.121	0.164703078	1.030	0.042979243	1.027
0.162137031	1.125	0.170252012	1.032	0.045180142	1.027
0.163095846	1.129	0.175303204	1.032	0.045417034	1.027
0.163506297	1.129	0.175513378	1.033	0.046458133	1.027
0.16413946	1.132	0.179420491	1.034	0.048135222	1.029
0.165491803	1.137	0.18549655	1.035	0.049221166	1.029
0.170944435	1.138	0.186442251	1.035	0.049389036	1.029
0.173193211	1.143	0.192218792	1.035	0.049794504	1.029
0.177603488	1.145	0.19518379	1.036	0.051550621	1.031
0.177956836	1.151	0.202526604	1.037	0.052963945	1.031
0.178720228	1.152	0.203541936	1.038	0.053713915	1.033
0.18699765	1.152	0.204475498	1.039	0.055404183	1.033
0.190406951	1.153	0.205818734	1.039	0.055484622	1.034
0.193168149	1.155	0.207582872	1.040	0.05699298	1.035
0.198328311	1.156	0.208691244	1.041	0.058175186	1.035
0.202032315	1.157	0.211004064	1.041	0.058200263	1.035
0.218916492	1.159	0.213117342	1.043	0.060441548	1.035
0.223947377	1.160	0.213612297	1.043	0.061260535	1.036
0.225851009	1.163	0.218293746	1.047	0.06583463	1.037
0.22589849	1.165	0.220132666	1.048	0.067130705	1.037
0.227464545	1.165	0.220931975	1.049	0.069308081	1.037
0.228469486	1.171	0.228234188	1.049	0.069628702	1.037
0.238107168	1.174	0.231049399	1.051	0.071407364	1.038
0.238233634	1.176	0.233893834	1.051	0.072257892	1.039
0.238508374	1.178	0.236601091	1.052	0.07281931	1.039
0.238853998	1.184	0.244107128	1.053	0.073854019	1.039
0.240220966	1.191	0.25195395	1.053	0.074174337	1.040
0.243653531	1.192	0.253734887	1.053	0.075136059	1.040
0.248966366	1.195	0.256831815	1.054	0.075297335	1.040
0.249810164	1.197	0.259816578	1.054	0.075717176	1.040
0.249834692	1.200	0.262449859	1.054	0.076271999	1.040
0.252640098	1.200	0.263070489	1.055	0.076642263	1.040
0.257782767	1.200	0.26353833	1.055	0.077483408	1.040
0.257965678	1.205	0.269525313	1.056	0.078883712	1.043
0.258621041	1.210	0.275162617	1.057	0.080393083	1.044
0.261600467	1.210	0.275326407	1.058	0.081738413	1.044
0.266481396	1.211	0.276219847	1.059	0.082433931	1.045
0.277119728	1.212	0.277627137	1.059	0.082656528	1.045
0.281168417	1.217	0.283848741	1.060	0.083622363	1.047
0.284220411	1.224	0.29144469	1.060	0.083741788	1.048
0.28857721	1.226	0.29388709	1.063	0.087723098	1.048
0.291511887	1.229	0.297361363	1.063	0.088636831	1.050
0.294889762	1.231	0.299957412	1.064	0.088828446	1.050
0.296138854	1.241	0.311263049	1.065	0.09028167	1.051
0.296180021	1.242	0.312468128	1.065	0.090771162	1.051
0.311676403	1.246	0.317351798	1.065	0.091115414	1.051
0.312874285	1.248	0.320136791	1.066	0.092476696	1.051
0.317686215	1.249	0.320462363	1.067	0.093153173	1.052
0.31924663	1.253	0.325683641	1.069	0.095640499	1.052
0.320178377	1.261	0.334817433	1.070	0.096995311	1.052
0.320867472	1.263	0.337069041	1.070	0.097988463	1.054
0.321180388	1.272	0.34703729	1.070	0.098283665	1.054

0.325313487	1.273	0.348133952	1.071	0.098924758	1.054
0.331507215	1.273	0.348796673	1.072	0.099939381	1.056
0.334680501	1.280	0.356319689	1.072	0.100565133	1.057
0.335334184	1.284	0.361159432	1.072	0.100866434	1.057
0.341961002	1.290	0.367637011	1.073	0.101346344	1.058
0.347868459	1.305	0.383970588	1.074	0.103282992	1.058
0.358070412	1.306	0.385169425	1.075	0.104275744	1.059
0.368556291	1.307	0.385709909	1.075	0.104749011	1.060
0.383688852	1.318	0.398673468	1.079	0.10927049	1.060
0.387404756	1.319	0.399530958	1.080	0.110685877	1.061
0.387551852	1.319	0.399743646	1.081	0.11285919	1.063
0.388824594	1.321	0.401416282	1.081	0.112980291	1.064
0.3918627	1.323	0.403882687	1.082	0.113365525	1.064
0.393068675	1.324	0.404897518	1.084	0.116939819	1.065
0.394576075	1.325	0.406371522	1.086	0.118407298	1.066
0.405428065	1.337	0.419399758	1.088	0.121403104	1.066
0.407601591	1.341	0.423584686	1.088	0.121560359	1.067
0.422794892	1.343	0.425238275	1.091	0.125904656	1.067
0.425947573	1.347	0.429306643	1.092	0.126338216	1.067
0.435366369	1.350	0.433372958	1.092	0.127436947	1.069
0.438111691	1.352	0.43498872	1.095	0.130532537	1.069
0.442296064	1.361	0.444583992	1.096	0.132402126	1.071
0.450894047	1.361	0.44485693	1.099	0.135755441	1.072
0.454546077	1.364	0.448277909	1.099	0.136484235	1.072
0.456492549	1.373	0.456898088	1.102	0.139641408	1.072
0.473331423	1.381	0.465858532	1.105	0.144182112	1.077
0.486761461	1.425	0.510535533	1.118	0.160924177	1.080
0.496688291	1.427	0.512671518	1.118	0.16146297	1.080
0.509089157	1.439	0.52531646	1.119	0.16173513	1.081
0.514654314	1.447	0.533195771	1.120	0.163986371	1.083
0.525942973	1.473	0.559114682	1.121	0.164213303	1.083
0.52642786	1.486	0.571034764	1.123	0.166770574	1.089
0.544377304	1.498	0.583233404	1.123	0.167432213	1.092
0.54518846	1.512	0.596202793	1.128	0.173133482	1.093
0.578277462	1.514	0.598341275	1.128	0.173578345	1.094
0.599043207	1.524	0.608329122	1.133	0.180156126	1.094
0.599685852	1.536	0.619216356	1.133	0.180293093	1.094
0.605365014	1.541	0.624110478	1.135	0.183000272	1.096
0.618825919	1.571	0.651781501	1.136	0.18332873	1.100
0.633048928	1.572	0.653040296	1.142	0.191503195	1.101
0.636132686	1.573	0.653610397	1.144	0.194487948	1.104
0.645985631	1.587	0.666030762	1.147	0.197404263	1.122
0.665677957	1.598	0.676173733	1.169	0.225850312	1.124
0.709258662	1.634	0.708744797	1.183	0.242436461	1.124
0.712160425	1.669	0.739392986	1.203	0.267034037	1.126
0.724993434	1.685	0.752446696	1.211	0.275737106	1.135
0.85089113	1.706	0.770465346	1.235	0.304749601	1.136
0.855019609	1.769	0.822594889	1.247	0.31889352	1.137
0.873100459	1.773	0.825869262	1.256	0.328799673	1.226
0.909762404	1.790	0.839853341	1.303	0.382086637	1.229
1.005347521	1.831	0.872398312	1.405	0.490878555	1.238

	R2 log2 115/116 (I/NI)	R2 log2 115/114 (I/NI)	R2 log2 117/116 (I/NI)
-0.555910842	1	-1.448089751	-1.545833582
-0.492879285	2	-1.346848135	-1.285134189
-0.457484923	3	-1.297007771	-1.258201107
-0.452595753	4	-1.239470056	-1.169064866
-0.358153732	5	-1.132083671	-1.090440664
-0.34005745	6	-1.115654672	-1.062152827
-0.301401742	7	-0.997904285	-0.998251667
-0.278397628	8	-0.954997253	-0.93337405
-0.256054866	9	-0.947641706	-0.932029213
-0.251574501	10	-0.947578896	-0.91048445
-0.247345778	11	-0.902415121	-0.901148387
-0.215921369	12	-0.893717267	-0.880041049
-0.206901373	13	-0.847889517	-0.842171627
-0.194381328	14	-0.845454341	-0.734981488
-0.183899732	15	-0.809132007	-0.708608333
-0.181882327	16	-0.731149017	-0.687300302
-0.181017761	17	-0.703837998	-0.681606163
-0.180332928	18	-0.667612684	-0.665435829
-0.174323762	19	-0.666425531	-0.643959422
-0.168037391	20	-0.657925758	-0.623825568
-0.167761387	21	-0.653803152	-0.622080599
-0.158928699	22	-0.640838139	-0.619287417
-0.157524474	23	-0.635050136	-0.599958395
-0.154483321	24	-0.632921257	-0.594396882
-0.154126692	25	-0.630469959	-0.588846362
-0.153172872	26	-0.621696133	-0.571790708
-0.152059564	27	-0.615880873	-0.562924964
-0.151022496	28	-0.604304815	-0.551232767
-0.148292553	29	-0.603118173	-0.535063947
-0.146673241	30	-0.588191683	-0.530041125
-0.146005708	31	-0.550968629	-0.52905761
-0.14510253	32	-0.547591681	-0.52287173
-0.143935713	33	-0.542804584	-0.506180974
-0.140952782	34	-0.527401027	-0.484944546
-0.139796301	35	-0.524668078	-0.475213483
-0.139166095	36	-0.521396648	-0.473997115
-0.136976777	37	-0.516143783	-0.472970014
-0.13583183	38	-0.503433373	-0.464576466
-0.134237675	39	-0.500220493	-0.463159041
-0.131138883	40	-0.494036765	-0.440060675
-0.129996027	41	-0.472400695	-0.434051966
-0.129036325	42	-0.469426213	-0.422802947
-0.128584373	43	-0.456688672	-0.421037195
-0.117185579	44	-0.448821242	-0.41477584
-0.115057998	45	-0.445929108	-0.405853307
-0.112917501	46	-0.438648	-0.398107189
-0.109998727	47	-0.431492081	-0.395319657
-0.109504983	48	-0.425582177	-0.389350912
-0.107510055	49	-0.409520788	-0.388608244
-0.106102772	50	-0.408551758	-0.386939166
-0.105690813	51	-0.405553343	-0.381520194
-0.101098751	52	-0.392705645	-0.379683586
-0.099146994	53	-0.39237047	-0.367575803



-0.098820734	54	-0.388362322	-0.357162246	-0.3577226
-0.09880615	55	-0.387536104	-0.35698037	-0.356456875
-0.098669712	56	-0.383781382	-0.35240632	-0.350621238
-0.09615251	57	-0.381897903	-0.343521553	-0.350023305
-0.094624472	58	-0.381512054	-0.340093149	-0.343528801
-0.094095822	59	-0.379213737	-0.338555681	-0.342602811
-0.092211254	60	-0.378991624	-0.33702513	-0.335378779
-0.090474362	61	-0.36688835	-0.336691879	-0.332732712
-0.090272054	62	-0.365923275	-0.334567647	-0.328838203
-0.090161764	63	-0.358645695	-0.329986315	-0.324168839
-0.082691626	64	-0.356471996	-0.315454364	-0.322469407
-0.081497485	65	-0.344187908	-0.311429976	-0.315979579
-0.080660357	66	-0.331401705	-0.30965958	-0.30495149
-0.076794262	67	-0.327737705	-0.307600823	-0.300853169
-0.076697547	68	-0.316233294	-0.305346155	-0.297552328
-0.075282591	69	-0.316176131	-0.305198064	-0.296769755
-0.074933453	70	-0.312900199	-0.300011133	-0.296131544
-0.074731201	71	-0.311255571	-0.290273179	-0.290631576
-0.072768413	72	-0.307676531	-0.283852141	-0.288464134
-0.072520968	73	-0.305662058	-0.277771499	-0.284787098
-0.070829722	74	-0.305048022	-0.275294062	-0.280414157
-0.070511555	75	-0.304132752	-0.26632753	-0.279281326
-0.069623138	76	-0.297634374	-0.265740328	-0.272796562
-0.067236921	77	-0.296219207	-0.265592376	-0.272184996
-0.067016773	78	-0.282669125	-0.255899744	-0.271483511
-0.063221789	79	-0.282296834	-0.252965215	-0.268488777
-0.063213006	80	-0.281081511	-0.252056313	-0.261627117
-0.059864476	81	-0.27847077	-0.250962494	-0.258518598
-0.058393218	82	-0.275311931	-0.244702504	-0.256388115
-0.056647686	83	-0.273637461	-0.239858012	-0.247982011
-0.056305092	84	-0.272888647	-0.239535273	-0.244537723
-0.055114726	85	-0.27243894	-0.230461607	-0.244047116
-0.054788706	86	-0.265291307	-0.228460325	-0.235927321
-0.054410662	87	-0.259477851	-0.227062976	-0.233487963
-0.054005423	88	-0.259141833	-0.224633164	-0.231968467
-0.053653231	89	-0.257897752	-0.22152201	-0.231242439
-0.053123614	90	-0.251231488	-0.214233458	-0.224996532
-0.052901036	91	-0.241804146	-0.209832258	-0.218345399
-0.0513862	92	-0.236175897	-0.205623506	-0.217797527
-0.051143598	93	-0.233779733	-0.205386821	-0.213745032
-0.050392744	94	-0.231825014	-0.203682905	-0.212060743
-0.049323773	95	-0.222024748	-0.201541377	-0.21194579
-0.047265058	96	-0.22102972	-0.200815795	-0.207499663
-0.045704078	97	-0.216910053	-0.200774421	-0.204476521
-0.043581916	98	-0.211530007	-0.195216948	-0.20371883
-0.043136067	99	-0.207068147	-0.189090878	-0.201695318
-0.042339459	100	-0.204605786	-0.187830404	-0.191215221
-0.041641251	101	-0.202392822	-0.18724447	-0.190404802
-0.04111264	102	-0.202085317	-0.180632857	-0.18936861
-0.03974491	103	-0.197623818	-0.177309036	-0.185860814
-0.039333544	104	-0.196094687	-0.174590427	-0.178716009
-0.03916541	105	-0.194033109	-0.171841008	-0.176748422
-0.038456235	106	-0.188041745	-0.170529591	-0.176723443
-0.037861441	107	-0.186244071	-0.169989077	-0.176722404

-0.037616862	108	-0.18188517	-0.162319606	-0.174846168
-0.037508513	109	-0.180399516	-0.161142109	-0.171531696
-0.037004946	110	-0.176900663	-0.157495558	-0.16488199
-0.035122604	111	-0.174878739	-0.156884063	-0.158661673
-0.034610108	112	-0.174173023	-0.151681421	-0.15744644
-0.033504922	113	-0.164913825	-0.151083282	-0.152360377
-0.033415554	114	-0.15699107	-0.14926428	-0.151052364
-0.030800369	115	-0.150174882	-0.147796305	-0.146274789
-0.030439843	116	-0.149937478	-0.14420562	-0.146017925
-0.030055463	117	-0.14607146	-0.143298425	-0.144193935
-0.029233566	118	-0.141784657	-0.141515764	-0.144145111
-0.028785612	119	-0.141593717	-0.138417288	-0.14390847
-0.028704819	120	-0.137807583	-0.134144131	-0.1417252
-0.028401709	121	-0.137115572	-0.128762992	-0.138083519
-0.027694341	122	-0.136027051	-0.122373753	-0.136577243
-0.027671092	123	-0.132481925	-0.114109057	-0.131362665
-0.027669531	124	-0.13149595	-0.113068109	-0.130636824
-0.027421872	125	-0.125488778	-0.113032224	-0.12580978
-0.02716351	126	-0.122327884	-0.112058628	-0.119508972
-0.026619814	127	-0.122111081	-0.108559365	-0.116726098
-0.025514708	128	-0.118780713	-0.108241829	-0.109843676
-0.025459129	129	-0.118644556	-0.107034943	-0.109197609
-0.025023775	130	-0.116255314	-0.100532159	-0.107503503
-0.024919498	131	-0.104284682	-0.09690874	-0.105768839
-0.023347013	132	-0.10382161	-0.096211782	-0.102971299
-0.021438739	133	-0.099584305	-0.095024274	-0.102752015
-0.021026557	134	-0.091608749	-0.09490744	-0.102710894
-0.020796355	135	-0.091371407	-0.094707606	-0.102547369
-0.019277174	136	-0.090405264	-0.093842275	-0.099078666
-0.018809786	137	-0.089202153	-0.088826564	-0.096618162
-0.01858075	138	-0.087949295	-0.088500465	-0.089948422
-0.017920854	139	-0.08640405	-0.087821256	-0.086442453
-0.017666179	140	-0.085379183	-0.084543158	-0.085937036
-0.017325661	141	-0.085130288	-0.082385618	-0.084950319
-0.016913429	142	-0.082570694	-0.080016178	-0.079614466
-0.016700222	143	-0.080975755	-0.077185358	-0.073764102
-0.015917162	144	-0.079816896	-0.075458183	-0.072297649
-0.015888768	145	-0.078156519	-0.070154698	-0.069437265
-0.01525775	146	-0.077740019	-0.057606428	-0.068839397
-0.015239639	147	-0.075033655	-0.054265896	-0.064373233
-0.014756729	148	-0.069904568	-0.051697484	-0.062129939
-0.013536452	149	-0.068278466	-0.046875239	-0.055491395
-0.013157492	150	-0.068146386	-0.043116924	-0.053945373
-0.012183793	151	-0.0525092	-0.040579244	-0.048874485
-0.011524372	152	-0.045523095	-0.040295077	-0.046781563
-0.010620609	153	-0.043143459	-0.038498369	-0.036604884
-0.009824306	154	-0.041968279	-0.030245247	-0.035257171
-0.009282118	155	-0.037490573	-0.028059975	-0.027757339
-0.008290665	156	-0.037266881	-0.026210704	-0.024679769
-0.008116269	157	-0.033237751	-0.023348036	-0.02396867
-0.007733532	158	-0.031220353	-0.022797765	-0.023057512
-0.007377982	159	-0.030827367	-0.017859995	-0.016177778
-0.004997229	160	-0.027974932	-0.017435703	-0.009734701
-0.004741397	161	-0.021412753	-0.009444185	-0.008837894

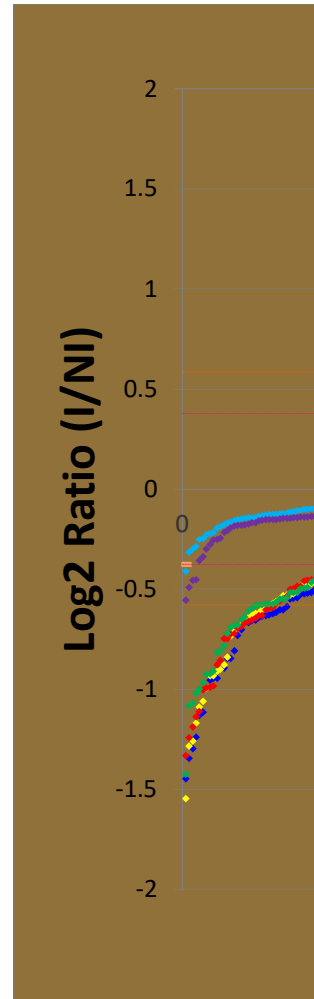


-0.001760866	162	-0.018401249	-0.005198477	-0.006559314
-0.00091796	163	-0.018096105	-0.004919752	-0.005566396
-0.000618372	164	-0.013829507	-9.2636E-05	-0.0054324
-0.000100789	165	-0.009691373	0.001226917	0
0.000100789	166	-0.006834292	0.002917304	0.000108043
0.000934336	167	-0.005584073	0.003578982	0.00730299
0.002711211	168	0.005584073	0.00484646	0.008797182
0.002933626	169	0.005662777	0.005178897	0.015105234
0.006107516	170	0.006481274	0.013642747	0.015695733
0.008032217	171	0.009920826	0.016650565	0.019634011
0.00828612	172	0.014401295	0.017402935	0.022208182
0.008743293	173	0.017844379	0.019631886	0.023770979
0.009272962	174	0.025606414	0.020984364	0.023994456
0.009864178	175	0.028917195	0.026260087	0.024886771
0.010107286	176	0.031737792	0.030427471	0.027489424
0.010463679	177	0.041727501	0.041883896	0.027846326
0.012509619	178	0.046864754	0.043489765	0.036599761
0.012896482	179	0.050747634	0.048201395	0.036966917
0.012994938	180	0.053772858	0.054828356	0.039180302
0.013773188	181	0.056941902	0.057244484	0.039251009
0.014164291	182	0.059834161	0.059362499	0.039443587
0.014757863	183	0.062189195	0.064512002	0.041233523
0.014788634	184	0.069263639	0.065073084	0.046311566
0.015905562	185	0.070351958	0.069162175	0.046746607
0.016531268	186	0.073382144	0.069211949	0.05083511
0.017172994	187	0.078996863	0.071001907	0.053390975
0.017645167	188	0.080190426	0.083206442	0.056711987
0.019361417	189	0.080919575	0.084227408	0.059403081
0.01965153	190	0.083533512	0.085251925	0.060859564
0.020013755	191	0.087239091	0.087624854	0.0616143
0.020216084	192	0.088528161	0.09531803	0.061903984
0.021022956	193	0.092983048	0.106879794	0.062305415
0.022256822	194	0.093266587	0.110134885	0.064717117
0.022836671	195	0.095173665	0.119098324	0.066209984
0.022854239	196	0.101198824	0.120788035	0.067205856
0.025186019	197	0.103003577	0.122548967	0.069809235
0.026786961	198	0.109076864	0.123228018	0.074977833
0.027451296	199	0.113549651	0.124829711	0.075853955
0.027764585	200	0.121470711	0.124981261	0.093016619
0.028604903	201	0.128991417	0.125985192	0.09514528
0.028908369	202	0.131230316	0.129321239	0.098934491
0.030044837	203	0.136797042	0.129678479	0.103843236
0.03013969	204	0.137553381	0.129974214	0.107219151
0.031506989	205	0.138336285	0.130573092	0.110157037
0.03171459	206	0.139022564	0.130733838	0.123478733
0.032031602	207	0.14289969	0.131703884	0.123650323
0.03236014	208	0.145973373	0.133948582	0.127050447
0.032386783	209	0.15181081	0.13518681	0.128301638
0.033261088	210	0.156185874	0.135984905	0.129246643
0.033876745	211	0.157514421	0.140885581	0.12928315
0.034178723	212	0.159674817	0.141004472	0.133209006
0.035713339	213	0.161296232	0.144197569	0.13590056
0.03612118	214	0.161381533	0.14473075	0.149422165
0.036557032	215	0.16146429	0.148205439	0.152600426

0.037234858	216	0.163518639	0.159424194	0.157195895
0.037798683	217	0.174288819	0.161668197	0.158496605
0.03802635	218	0.176176843	0.166938764	0.160322959
0.038496431	219	0.176843345	0.169356782	0.162137031
0.038668576	220	0.179950552	0.179805097	0.163095846
0.03906353	221	0.186500298	0.188378429	0.163506297
0.040718293	222	0.187133173	0.191687556	0.16413946
0.040752753	223	0.187407133	0.193829901	0.165491803
0.041682833	224	0.18904491	0.195892226	0.170944435
0.041684631	225	0.190629146	0.196361044	0.173193211
0.043853798	226	0.191758957	0.196684065	0.177603488
0.044335281	227	0.199379726	0.19897659	0.177956836
0.046190948	228	0.201717609	0.205338611	0.178720228
0.04738473	229	0.215262538	0.207795014	0.18699765
0.048442065	230	0.217342518	0.210033265	0.190406951
0.048967204	231	0.220067732	0.215016047	0.193168149
0.049901548	232	0.235529251	0.216588557	0.198328311
0.049980505	233	0.23756533	0.216674018	0.202032315
0.050298744	234	0.241527627	0.218683285	0.218916492
0.051268397	235	0.241935636	0.219802743	0.223947377
0.051851773	236	0.251361833	0.220486442	0.225851009
0.051915321	237	0.26019037	0.225939035	0.22589849
0.052332046	238	0.260214788	0.248471849	0.227464545
0.052468521	239	0.261472702	0.261030322	0.228469486
0.05357641	240	0.262696289	0.267739423	0.238107168
0.055356641	241	0.26923186	0.270460644	0.238233634
0.055715056	242	0.269387056	0.272757855	0.238508374
0.055879089	243	0.274885078	0.273899039	0.238853998
0.05614822	244	0.275469883	0.277747241	0.240220966
0.056172342	245	0.279287504	0.279154714	0.243653531
0.056240067	246	0.279742479	0.290736966	0.248966366
0.056297533	247	0.280185332	0.291400917	0.249810164
0.056334395	248	0.282923926	0.297628722	0.249834692
0.056360235	249	0.287647117	0.303414352	0.252640098
0.056427578	250	0.288613407	0.304470123	0.257782767
0.060407073	251	0.30783752	0.310261357	0.257965678
0.062219572	252	0.312606527	0.316593537	0.258621041
0.062327844	253	0.314010691	0.320042514	0.261600467
0.062902128	254	0.314615837	0.322466738	0.266481396
0.062965558	255	0.318285261	0.323505118	0.277119728
0.066762342	256	0.320093641	0.329691998	0.281168417
0.066975312	257	0.324828951	0.331189331	0.284220411
0.067426318	258	0.326218887	0.332840137	0.28857721
0.069848872	259	0.331340049	0.339205569	0.291511887
0.070156114	260	0.343827182	0.343929739	0.294889762
0.071166803	261	0.345600389	0.345936374	0.296138854
0.071448698	262	0.350561853	0.349212659	0.296180021
0.07164635	263	0.357910291	0.350688472	0.311676403
0.071963858	264	0.364640257	0.350711608	0.312874285
0.072665855	265	0.366507896	0.361683084	0.317686215
0.072781031	266	0.367109622	0.364121615	0.31924663
0.073227751	267	0.36756472	0.380468425	0.320178377
0.075287112	268	0.370473643	0.381413594	0.320867472
0.075418636	269	0.372523497	0.3868276	0.321180388

0.07552152	270	0.374432251	0.389310167	0.325313487
0.078131513	271	0.377003165	0.390639507	0.331507215
0.079597429	272	0.384746627	0.392393155	0.334680501
0.079969626	273	0.389787497	0.392853646	0.335334184
0.081539511	274	0.391534684	0.395168658	0.341961002
0.081928258	275	0.393453504	0.396709616	0.347868459
0.082127531	276	0.394214696	0.404761441	0.358070412
0.083536896	277	0.407631104	0.40487206	0.368556291
0.084635	278	0.41476356	0.405334561	0.383688852
0.085834	279	0.426281597	0.408074703	0.387404756
0.088396461	280	0.426714107	0.409625131	0.387551852
0.089803472	281	0.42797026	0.411315881	0.388824594
0.089864308	282	0.431023876	0.41164194	0.3918627
0.090623668	283	0.431649066	0.418705263	0.393068675
0.091643703	284	0.440521675	0.419088163	0.394576075
0.092360782	285	0.449774711	0.419241255	0.405428065
0.093069152	286	0.451232358	0.419391908	0.407601591
0.09314313	287	0.453774149	0.422999884	0.422794892
0.094197658	288	0.456025234	0.431178094	0.425947573
0.096248996	289	0.462144759	0.433168534	0.435366369
0.096851084	290	0.463582761	0.435053393	0.438111691
0.09954553	291	0.468442725	0.435536125	0.442296064
0.100051558	292	0.47483894	0.436758771	0.450894047
0.100125552	293	0.48369986	0.442901828	0.454546077
0.10044438	294	0.505535328	0.446232342	0.456492549
0.106928204	295	0.521654424	0.452922927	0.473331423
0.111037048	296	0.523825568	0.454849773	0.486761461
0.111363838	297	0.527328296	0.460069374	0.496688291
0.112268265	298	0.54478397	0.479004512	0.509089157
0.114666047	299	0.549333883	0.490845025	0.514654314
0.115681586	300	0.557870682	0.497032068	0.525942973
0.122783972	301	0.560775927	0.512274363	0.52642786
0.12716294	302	0.567817754	0.564596184	0.544377304
0.128179178	303	0.569991888	0.587031013	0.54518846
0.129173027	304	0.593159363	0.593612943	0.578277462
0.129527567	305	0.603236425	0.6254749	0.599043207
0.129881165	306	0.603652398	0.629747678	0.599685852
0.132442109	307	0.62589575	0.631884148	0.605365014
0.138047642	308	0.626748486	0.640808795	0.618825919
0.138489625	309	0.628258708	0.647679565	0.633048928
0.143107191	310	0.637502771	0.649151476	0.636132686
0.165681106	311	0.637933974	0.707680026	0.645985631
0.168211466	312	0.638698872	0.718119125	0.665677957
0.168359244	313	0.663379138	0.722103083	0.709258662
0.171158382	314	0.695791668	0.738537798	0.712160425
0.182279901	315	0.703499178	0.75490373	0.724993434
0.183486354	316	0.727128375	0.776909411	0.85089113
0.185655143	317	0.909871084	0.8986731	0.855019609
0.294521067	318	0.914397463	0.903664008	0.873100459
0.29690348	319	0.958216809	0.933154363	0.909762404
0.307995229	320	1.041508989	0.93489703	1.005347521

R2 log2 117/114 (I/NI)	R2 log2 115/117 (I/I)	R2 log2 116/114 (NI/NI)	0.378512	0.584963
-1.426297699	-0.411898955	-0.555910842	-0.37707	-0.57777
-1.084618993	-0.317761114	-0.492879285		
-1.071580319	-0.301557285	-0.457484923		
-1.019392466	-0.286071507	-0.452595753		
-1.001615749	-0.251766056	-0.358153732		
-0.969471659	-0.24808103	-0.34005745		
-0.927609156	-0.229418097	-0.301401742		
-0.92232859	-0.223336561	-0.278397628		
-0.912095979	-0.216539235	-0.256054866		
-0.816803786	-0.195340441	-0.251574501		
-0.809329952	-0.189965594	-0.247345778		
-0.782942944	-0.178740214	-0.215921369		
-0.72246276	-0.16951763	-0.206901373		
-0.694022574	-0.166307072	-0.194381328		
-0.682012532	-0.159122345	-0.183899732		
-0.679973001	-0.15376392	-0.181882327		
-0.653200026	-0.150070095	-0.181017761		
-0.64053574	-0.146371193	-0.180332928		
-0.610969585	-0.14403052	-0.174323762		
-0.597010894	-0.143494183	-0.168037391		
-0.583108594	-0.143318503	-0.167761387		
-0.581866459	-0.137048656	-0.158928699		
-0.577707749	-0.133602759	-0.157524474		
-0.57610773	-0.132310219	-0.154483321		
-0.575942197	-0.128028483	-0.154126692		
-0.575485982	-0.12704306	-0.153172872		
-0.566575552	-0.126302246	-0.152059564		
-0.548602731	-0.12412892	-0.151022496		
-0.548403201	-0.123082729	-0.148292553		
-0.544137131	-0.122120532	-0.146673241		
-0.517169595	-0.114542356	-0.146005708		
-0.516984002	-0.114372414	-0.14510253		
-0.516407459	-0.107797052	-0.143935713		
-0.498286315	-0.107498269	-0.140952782		
-0.495021631	-0.103107021	-0.139796301		
-0.490564714	-0.100648142	-0.139166095		
-0.467955267	-0.100002445	-0.136976777		
-0.456346548	-0.097691475	-0.13583183		
-0.45338269	-0.097607695	-0.134237675		
-0.432499727	-0.097033578	-0.131138883		
-0.423543623	-0.096336248	-0.129996027		
-0.409534798	-0.096300064	-0.129036325		
-0.408286993	-0.094618361	-0.128584373		
-0.402353174	-0.094459888	-0.117185579		
-0.389486983	-0.094329277	-0.115057998		
-0.38504539	-0.088901784	-0.112917501		
-0.373436206	-0.088451965	-0.109998727		
-0.363893387	-0.084397226	-0.109504983		
-0.363839056	-0.083727549	-0.107510055		
-0.361245976	-0.082632981	-0.106102772		
-0.360527682	-0.080897016	-0.105690813		
-0.359109883	-0.080387966	-0.101098751		
-0.352536407	-0.080167365	-0.099146994		



-0.350569924	-0.077909953	-0.098820734
-0.347509954	-0.07790789	-0.09880615
-0.343965309	-0.076463582	-0.098669712
-0.338533166	-0.076139407	-0.09615251
-0.330700244	-0.074128085	-0.094624472
-0.326206245	-0.073975256	-0.094095822
-0.316492677	-0.072877219	-0.092211254
-0.315530734	-0.0726837	-0.090474362
-0.312872482	-0.0711969	-0.090272054
-0.308479329	-0.070390995	-0.090161764
-0.305263935	-0.069545519	-0.082691626
-0.304499406	-0.067542189	-0.081497485
-0.302879167	-0.06651977	-0.080660357
-0.300857924	-0.06565928	-0.076794262
-0.28592596	-0.063824325	-0.076697547
-0.282453487	-0.063451371	-0.075282591
-0.277037158	-0.062514885	-0.074933453
-0.27637615	-0.061960257	-0.074731201
-0.275442711	-0.061704046	-0.072768413
-0.268566695	-0.061268023	-0.072520968
-0.261802828	-0.060286906	-0.070829722
-0.261093754	-0.059671082	-0.070511555
-0.260606028	-0.05919921	-0.069623138
-0.246296558	-0.059156783	-0.067236921
-0.237810514	-0.05866789	-0.067016773
-0.236530004	-0.058061196	-0.063221789
-0.236100442	-0.056321879	-0.063213006
-0.235305219	-0.055639286	-0.059864476
-0.234200837	-0.055606182	-0.058393218
-0.232241397	-0.055466887	-0.056647686
-0.230546176	-0.054074207	-0.056305092
-0.229284276	-0.053667142	-0.055114726
-0.227887258	-0.053456978	-0.054788706
-0.225830028	-0.052912896	-0.054410662
-0.219910856	-0.051918105	-0.054005423
-0.218591817	-0.050836982	-0.053653231
-0.216820694	-0.048830767	-0.053123614
-0.215970064	-0.048449625	-0.052901036
-0.211670877	-0.048345805	-0.0513862
-0.203397063	-0.048322097	-0.051143598
-0.202823511	-0.047906659	-0.050392744
-0.195763046	-0.047398205	-0.049323773
-0.193565512	-0.047394428	-0.047265058
-0.187576996	-0.047225571	-0.045704078
-0.18248604	-0.046585325	-0.043581916
-0.178860045	-0.046100263	-0.043136067
-0.170261587	-0.044173523	-0.042339459
-0.166022548	-0.042104266	-0.041641251
-0.162247404	-0.040906851	-0.04111264
-0.160580547	-0.040748366	-0.03974491
-0.159931438	-0.040508437	-0.039333544
-0.158517592	-0.039803712	-0.03916541
-0.158236689	-0.037640362	-0.038456235
-0.154135732	-0.037435342	-0.037861441

-0.142593895	-0.035114404	-0.037616862
-0.142359179	-0.034794006	-0.037508513
-0.141940462	-0.03360309	-0.037004946
-0.138826638	-0.032536611	-0.035122604
-0.136440238	-0.031613354	-0.034610108
-0.13463704	-0.030965213	-0.033504922
-0.134361344	-0.030465366	-0.033415554
-0.126822397	-0.030044016	-0.030800369
-0.122429083	-0.029742946	-0.030439843
-0.119108575	-0.029618116	-0.030055463
-0.116935971	-0.028714005	-0.029233566
-0.114306026	-0.028333228	-0.028785612
-0.110982886	-0.026110917	-0.028704819
-0.110682164	-0.02574817	-0.028401709
-0.110497639	-0.025524752	-0.027694341
-0.109201765	-0.02490855	-0.027671092
-0.106676833	-0.024141102	-0.027669531
-0.106025039	-0.02387603	-0.027421872
-0.104531152	-0.022995647	-0.02716351
-0.101703491	-0.022926257	-0.026619814
-0.097140364	-0.01786411	-0.025514708
-0.087478372	-0.017513425	-0.025459129
-0.083696161	-0.01749435	-0.025023775
-0.083281067	-0.017328063	-0.024919498
-0.083166011	-0.016694827	-0.023347013
-0.08116022	-0.01630859	-0.021438739
-0.07920997	-0.015511902	-0.021026557
-0.076706333	-0.015359366	-0.020796355
-0.074196248	-0.015180564	-0.019277174
-0.065879256	-0.01464509	-0.018809786
-0.065876459	-0.014038904	-0.01858075
-0.065452983	-0.013539517	-0.017920854
-0.064562866	-0.012426196	-0.017666179
-0.064091376	-0.01223077	-0.017325661
-0.062651172	-0.010760911	-0.016913429
-0.062510558	-0.010665416	-0.016700222
-0.060758402	-0.010178508	-0.015917162
-0.051904614	-0.008848795	-0.015888768
-0.049121163	-0.007518957	-0.01525775
-0.048620344	-0.007067125	-0.015239639
-0.046829098	-0.006427609	-0.014756729
-0.044336958	-0.004234127	-0.013536452
-0.044028769	-0.003620879	-0.013157492
-0.042207615	-0.003191908	-0.012183793
-0.039058632	-0.002570671	-0.011524372
-0.034623092	-0.002401009	-0.010620609
-0.033822653	-0.001465851	-0.009824306
-0.031630569	-0.00097339	-0.009282118
-0.029777639	-0.00072696	-0.008290665
-0.02892101	-0.000645405	-0.008116269
-0.028914227	-0.000612537	-0.007733532
-0.026693593	-9.52305E-05	-0.007377982
-0.022620488	0	-0.004997229
-0.017468562	0.000592182	-0.004741397

-0.017343276	0.001155436	-0.001760866
-0.006371646	0.001242442	-0.00091796
-0.005506792	0.001682476	-0.000618372
-0.002883189	0.004263343	-0.000100789
-0.000732788	0.00438883	0.000100789
0.000127466	0.006121685	0.000934336
0.002473652	0.007373113	0.002711211
0.002844133	0.007917084	0.002933626
0.008840353	0.008464691	0.006107516
0.008865183	0.008613932	0.008032217
0.012024157	0.008974908	0.00828612
0.01276777	0.009589372	0.008743293
0.015908533	0.009645796	0.009272962
0.018560348	0.010328351	0.009864178
0.025721407	0.010724256	0.010107286
0.033736386	0.010993944	0.010463679
0.034585656	0.01298878	0.012509619
0.037171404	0.013292103	0.012896482
0.043347356	0.013374567	0.012994938
0.044061367	0.014128875	0.013773188
0.046600861	0.014976239	0.014164291
0.047006204	0.015361433	0.014757863
0.053822678	0.017250312	0.014788634
0.059034903	0.017528934	0.015905562
0.059673295	0.017749032	0.016531268
0.062179213	0.018635878	0.017172994
0.066837112	0.018782542	0.017645167
0.068536236	0.01922884	0.019361417
0.069127777	0.019602301	0.01965153
0.069191054	0.020564604	0.020013755
0.070788926	0.021850443	0.020216084
0.072029598	0.022234869	0.021022956
0.076642153	0.022583675	0.022256822
0.082199108	0.022777408	0.022836671
0.08241389	0.023797916	0.022854239
0.084191742	0.024631127	0.025186019
0.090285881	0.025844046	0.026786961
0.09098205	0.02701564	0.027451296
0.091336219	0.027556379	0.027764585
0.09310627	0.027672095	0.028604903
0.09939838	0.029159368	0.028908369
0.102602461	0.029709495	0.030044837
0.10323458	0.02973925	0.03013969
0.109768668	0.030399164	0.031506989
0.119401353	0.030915303	0.03171459
0.121844164	0.031702638	0.032031602
0.123540413	0.031936271	0.03236014
0.125334947	0.036327448	0.032386783
0.126491186	0.037620495	0.033261088
0.140190212	0.038442251	0.033876745
0.141050422	0.038527945	0.034178723
0.14278277	0.039704091	0.035713339
0.151894243	0.040169623	0.03612118
0.152531324	0.040650766	0.036557032

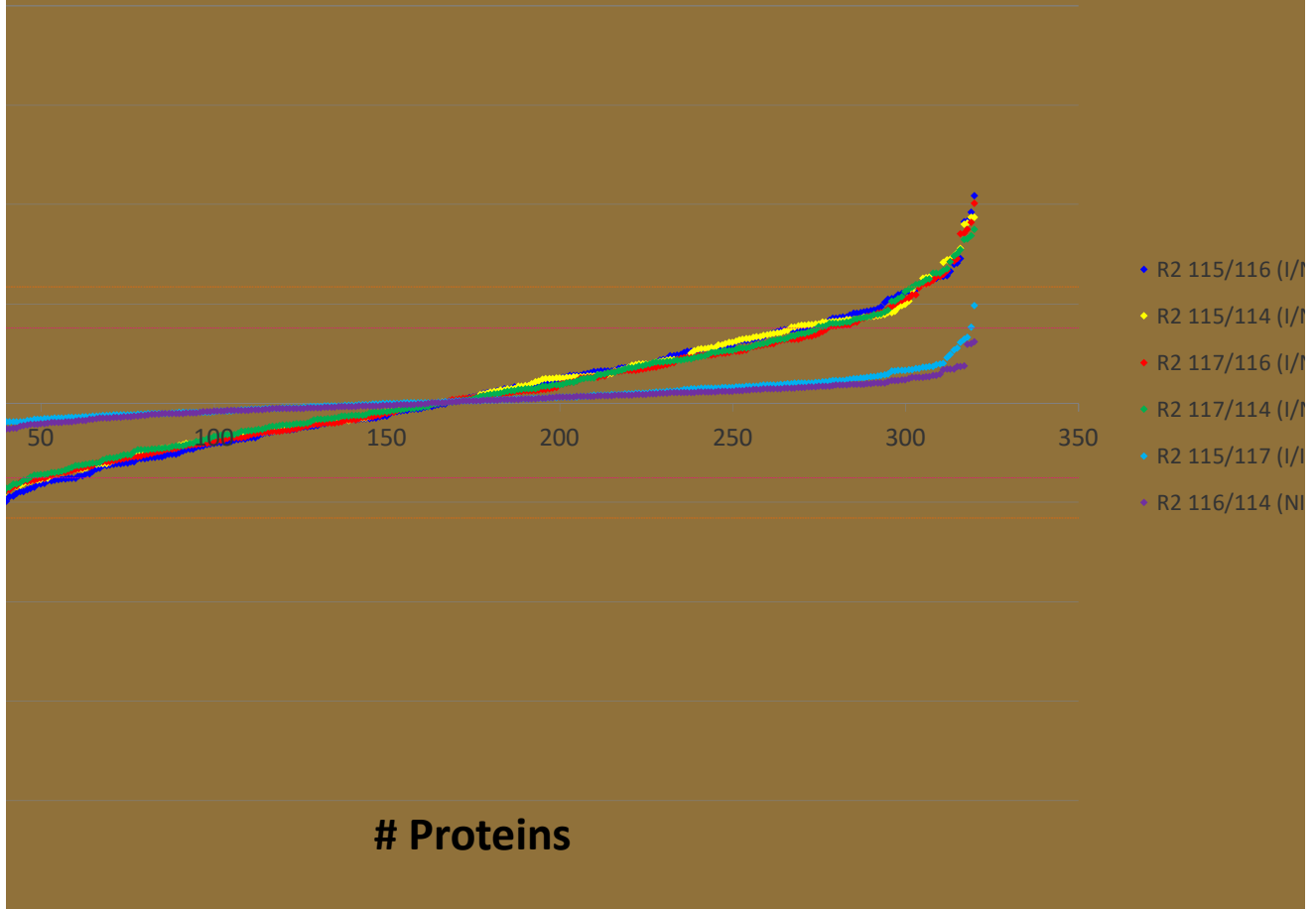
0.155016142	0.041042179	0.037234858
0.158698585	0.042617357	0.037798683
0.164703078	0.042979243	0.03802635
0.170252012	0.045180142	0.038496431
0.175303204	0.045417034	0.038668576
0.175513378	0.046458133	0.03906353
0.179420491	0.048135222	0.040718293
0.18549655	0.049221166	0.040752753
0.186442251	0.049389036	0.041682833
0.192218792	0.049794504	0.041684631
0.19518379	0.051550621	0.043853798
0.202526604	0.052963945	0.044335281
0.203541936	0.053713915	0.046190948
0.204475498	0.055404183	0.04738473
0.205818734	0.055484622	0.048442065
0.207582872	0.05699298	0.048967204
0.208691244	0.058175186	0.049901548
0.211004064	0.058200263	0.049980505
0.213117342	0.060441548	0.050298744
0.213612297	0.061260535	0.051268397
0.218293746	0.06583463	0.051851773
0.220132666	0.067130705	0.051915321
0.220931975	0.069308081	0.052332046
0.228234188	0.069628702	0.052468521
0.231049399	0.071407364	0.05357641
0.233893834	0.072257892	0.055356641
0.236601091	0.07281931	0.055715056
0.244107128	0.073854019	0.055879089
0.25195395	0.074174337	0.05614822
0.253734887	0.075136059	0.056172342
0.256831815	0.075297335	0.056240067
0.259816578	0.075717176	0.056297533
0.262449859	0.076271999	0.056334395
0.263070489	0.076642263	0.056360235
0.26353833	0.077483408	0.056427578
0.269525313	0.078883712	0.060407073
0.275162617	0.080393083	0.062219572
0.275326407	0.081738413	0.062327844
0.276219847	0.082433931	0.062902128
0.277627137	0.082656528	0.062965558
0.283848741	0.083622363	0.066762342
0.29144469	0.083741788	0.066975312
0.29388709	0.087723098	0.067426318
0.297361363	0.088636831	0.069848872
0.299957412	0.088828446	0.070156114
0.311263049	0.09028167	0.071166803
0.312468128	0.090771162	0.071448698
0.317351798	0.091115414	0.07164635
0.320136791	0.092476696	0.071963858
0.320462363	0.093153173	0.072665855
0.325683641	0.095640499	0.072781031
0.334817433	0.096995311	0.073227751
0.337069041	0.097988463	0.075287112
0.34703729	0.098283665	0.075418636



0.348133952	0.098924758	0.07552152
0.348796673	0.099939381	0.078131513
0.356319689	0.100565133	0.079597429
0.361159432	0.100866434	0.079969626
0.367637011	0.101346344	0.081539511
0.383970588	0.103282992	0.081928258
0.385169425	0.104275744	0.082127531
0.385709909	0.104749011	0.083536896
0.398673468	0.10927049	0.084635
0.399530958	0.110685877	0.085834
0.399743646	0.11285919	0.088396461
0.401416282	0.112980291	0.089803472
0.403882687	0.113365525	0.089864308
0.404897518	0.116939819	0.090623668
0.406371522	0.118407298	0.091643703
0.419399758	0.121403104	0.092360782
0.423584686	0.121560359	0.093069152
0.425238275	0.125904656	0.09314313
0.429306643	0.126338216	0.094197658
0.433372958	0.127436947	0.096248996
0.43498872	0.130532537	0.096851084
0.444583992	0.132402126	0.09954553
0.44485693	0.135755441	0.100051558
0.448277909	0.136484235	0.100125552
0.456898088	0.139641408	0.10044438
0.465858532	0.144182112	0.106928204
0.510535533	0.160924177	0.111037048
0.512671518	0.16146297	0.111363838
0.52531646	0.16173513	0.112268265
0.533195771	0.163986371	0.114666047
0.559114682	0.164213303	0.115681586
0.571034764	0.166770574	0.122783972
0.583233404	0.167432213	0.12716294
0.596202793	0.173133482	0.128179178
0.598341275	0.173578345	0.129173027
0.608329122	0.180156126	0.129527567
0.619216356	0.180293093	0.129881165
0.624110478	0.183000272	0.132442109
0.651781501	0.18332873	0.138047642
0.653040296	0.191503195	0.138489625
0.653610397	0.194487948	0.143107191
0.666030762	0.197404263	0.165681106
0.676173733	0.225850312	0.168211466
0.708744797	0.242436461	0.168359244
0.739392986	0.267034037	0.171158382
0.752446696	0.275737106	0.182279901
0.770465346	0.304749601	0.183486354
0.822594889	0.31889352	0.185655143
0.825869262	0.328799673	0.294521067
0.839853341	0.382086637	0.29690348
0.872398312	0.490878555	0.307995229

x	y	x	y
0	0.378512	0	-0.37707
350	0.378512	350	-0.37707
0	0.584963	0	-0.57777
350	0.584963	350	-0.57777

## Distribution of Log2 ratio: REPLICATE 2















NI)

NI)

NI)

NI)

)

/NI)



1	0.392	-1.352	0.399	-1.327	0.351
2	0.419	-1.256	0.402	-1.314	0.468
3	0.515	-0.957	0.429	-1.221	0.505
4	0.535	-0.903	0.479	-1.062	0.539
5	0.540	-0.890	0.492	-1.024	0.554
6	0.551	-0.861	0.502	-0.993	0.562
7	0.560	-0.837	0.518	-0.949	0.564
8	0.561	-0.835	0.532	-0.911	0.570
9	0.578	-0.792	0.564	-0.826	0.578
10	0.582	-0.781	0.573	-0.803	0.597
11	0.586	-0.770	0.584	-0.776	0.598
12	0.588	-0.766	0.591	-0.758	0.613
13	0.607	-0.721	0.606	-0.722	0.634
14	0.611	-0.710	0.607	-0.721	0.636
15	0.615	-0.702	0.618	-0.695	0.640
16	0.633	-0.660	0.623	-0.683	0.640
17	0.635	-0.655	0.623	-0.682	0.653
18	0.641	-0.642	0.626	-0.675	0.660
19	0.653	-0.615	0.629	-0.669	0.661
20	0.666	-0.585	0.640	-0.643	0.662
21	0.670	-0.579	0.648	-0.625	0.663
22	0.677	-0.562	0.650	-0.622	0.664
23	0.689	-0.538	0.653	-0.616	0.664
24	0.691	-0.533	0.655	-0.609	0.669
25	0.699	-0.516	0.659	-0.601	0.679
26	0.700	-0.514	0.661	-0.597	0.684
27	0.701	-0.513	0.668	-0.583	0.688
28	0.701	-0.512	0.675	-0.568	0.688
29	0.702	-0.511	0.680	-0.557	0.692
30	0.704	-0.505	0.681	-0.555	0.694
31	0.707	-0.500	0.687	-0.541	0.700
32	0.710	-0.495	0.690	-0.536	0.710
33	0.710	-0.494	0.691	-0.534	0.712
34	0.711	-0.491	0.695	-0.524	0.712
35	0.715	-0.483	0.700	-0.514	0.718
36	0.717	-0.480	0.705	-0.504	0.722
37	0.718	-0.477	0.709	-0.497	0.726
38	0.718	-0.477	0.710	-0.494	0.729
39	0.719	-0.477	0.714	-0.486	0.732
40	0.719	-0.476	0.714	-0.486	0.732
41	0.721	-0.473	0.714	-0.485	0.733
42	0.721	-0.472	0.715	-0.484	0.735
43	0.723	-0.468	0.716	-0.483	0.737
44	0.723	-0.468	0.721	-0.471	0.743
45	0.726	-0.462	0.723	-0.469	0.744
46	0.727	-0.460	0.724	-0.466	0.748
47	0.731	-0.453	0.726	-0.463	0.748
48	0.732	-0.451	0.729	-0.455	0.751
49	0.733	-0.449	0.730	-0.454	0.756
50	0.735	-0.445	0.734	-0.446	0.757
51	0.738	-0.438	0.735	-0.444	0.761
52	0.740	-0.435	0.736	-0.442	0.764
53	0.742	-0.431	0.738	-0.438	0.767

54	0.745	-0.424	0.738	-0.437	0.771
55	0.746	-0.423	0.739	-0.436	0.771
56	0.750	-0.415	0.740	-0.434	0.771
57	0.751	-0.413	0.741	-0.433	0.771
58	0.756	-0.404	0.745	-0.424	0.773
59	0.756	-0.403	0.747	-0.420	0.775
60	0.757	-0.402	0.749	-0.417	0.775
61	0.759	-0.398	0.753	-0.410	0.776
62	0.760	-0.397	0.753	-0.410	0.778
63	0.764	-0.389	0.757	-0.402	0.781
64	0.766	-0.385	0.761	-0.394	0.783
65	0.773	-0.372	0.762	-0.393	0.784
66	0.776	-0.365	0.763	-0.391	0.785
67	0.781	-0.357	0.763	-0.391	0.788
68	0.781	-0.356	0.764	-0.388	0.790
69	0.783	-0.353	0.766	-0.385	0.791
70	0.790	-0.340	0.769	-0.379	0.793
71	0.795	-0.330	0.770	-0.377	0.795
72	0.797	-0.327	0.771	-0.375	0.803
73	0.799	-0.325	0.772	-0.374	0.806
74	0.802	-0.319	0.772	-0.374	0.806
75	0.808	-0.308	0.773	-0.372	0.811
76	0.815	-0.294	0.775	-0.368	0.814
77	0.816	-0.294	0.779	-0.360	0.821
78	0.818	-0.290	0.782	-0.355	0.822
79	0.818	-0.290	0.785	-0.349	0.824
80	0.819	-0.288	0.786	-0.348	0.827
81	0.821	-0.285	0.792	-0.336	0.831
82	0.822	-0.284	0.795	-0.331	0.832
83	0.824	-0.279	0.796	-0.329	0.833
84	0.826	-0.276	0.797	-0.327	0.836
85	0.826	-0.275	0.798	-0.326	0.836
86	0.827	-0.274	0.800	-0.321	0.837
87	0.827	-0.274	0.802	-0.318	0.840
88	0.833	-0.263	0.803	-0.317	0.841
89	0.834	-0.262	0.804	-0.316	0.846
90	0.834	-0.261	0.807	-0.309	0.850
91	0.836	-0.259	0.808	-0.307	0.850
92	0.836	-0.258	0.811	-0.302	0.850
93	0.837	-0.257	0.813	-0.299	0.850
94	0.839	-0.253	0.814	-0.297	0.850
95	0.841	-0.250	0.816	-0.294	0.851
96	0.844	-0.244	0.819	-0.288	0.860
97	0.845	-0.243	0.819	-0.288	0.861
98	0.845	-0.242	0.820	-0.287	0.861
99	0.847	-0.240	0.822	-0.283	0.862
100	0.851	-0.233	0.825	-0.277	0.864
101	0.851	-0.233	0.827	-0.274	0.867
102	0.851	-0.232	0.827	-0.274	0.868
103	0.856	-0.224	0.827	-0.274	0.869
104	0.856	-0.224	0.829	-0.270	0.870
105	0.858	-0.220	0.829	-0.270	0.870
106	0.859	-0.219	0.833	-0.263	0.871
107	0.863	-0.213	0.835	-0.261	0.872

108	0.864
109	0.864
110	0.869
111	0.871
112	0.872
113	0.873
114	0.874
115	0.874
116	0.876
117	0.877
118	0.880
119	0.882
120	0.882
121	0.883
122	0.892
123	0.892
124	0.893
125	0.900
126	0.901
127	0.906
128	0.908
129	0.908
130	0.909
131	0.912
132	0.913
133	0.913
134	0.915
135	0.915
136	0.919
137	0.920
138	0.924
139	0.928
140	0.928
141	0.932
142	0.932
143	0.934
144	0.935
145	0.937
146	0.937
147	0.938
148	0.939
149	0.940
150	0.941
151	0.942
152	0.943
153	0.952
154	0.953
155	0.953
156	0.956
157	0.957
158	0.958
159	0.961
160	0.963
161	0.963

-0.212	0.840
-0.211	0.841
-0.203	0.841
-0.199	0.843
-0.198	0.845
-0.196	0.846
-0.194	0.853
-0.194	0.857
-0.191	0.857
-0.190	0.857
-0.184	0.861
-0.181	0.871
-0.181	0.873
-0.179	0.875
-0.165	0.876
-0.164	0.876
-0.163	0.876
-0.152	0.885
-0.151	0.885
-0.143	0.887
-0.139	0.888
-0.139	0.889
-0.137	0.890
-0.133	0.892
-0.131	0.895
-0.131	0.898
-0.127	0.898
-0.127	0.899
-0.122	0.901
-0.120	0.903
-0.114	0.904
-0.107	0.905
-0.107	0.905
-0.102	0.907
-0.101	0.909
-0.098	0.910
-0.097	0.912
-0.094	0.914
-0.094	0.916
-0.092	0.917
-0.090	0.920
-0.089	0.920
-0.088	0.923
-0.086	0.930
-0.085	0.932
-0.071	0.934
-0.070	0.937
-0.070	0.938
-0.065	0.939
-0.063	0.941
-0.062	0.942
-0.057	0.943
-0.055	0.944
-0.055	0.944

-0.252	0.872
-0.250	0.873
-0.250	0.877
-0.247	0.879
-0.244	0.880
-0.241	0.881
-0.230	0.882
-0.223	0.883
-0.223	0.884
-0.222	0.885
-0.217	0.886
-0.198	0.886
-0.196	0.888
-0.193	0.889
-0.192	0.890
-0.192	0.891
-0.190	0.892
-0.176	0.892
-0.176	0.897
-0.174	0.899
-0.171	0.900
-0.170	0.900
-0.168	0.902
-0.165	0.904
-0.160	0.906
-0.155	0.906
-0.155	0.909
-0.153	0.909
-0.150	0.910
-0.147	0.910
-0.145	0.910
-0.144	0.913
-0.143	0.915
-0.140	0.916
-0.138	0.921
-0.136	0.922
-0.132	0.922
-0.130	0.923
-0.127	0.924
-0.126	0.926
-0.120	0.927
-0.120	0.928
-0.115	0.932
-0.105	0.934
-0.102	0.935
-0.099	0.936
-0.094	0.939
-0.093	0.940
-0.090	0.941
-0.087	0.942
-0.086	0.946
-0.085	0.949
-0.084	0.950
-0.083	0.950

162	0.965	-0.052	0.946	-0.080	0.951
163	0.969	-0.045	0.947	-0.079	0.953
164	0.970	-0.045	0.948	-0.076	0.953
165	0.971	-0.042	0.960	-0.059	0.954
166	0.973	-0.040	0.960	-0.059	0.955
167	0.976	-0.034	0.960	-0.058	0.956
168	0.977	-0.033	0.961	-0.058	0.956
169	0.977	-0.033	0.961	-0.057	0.957
170	0.978	-0.033	0.961	-0.057	0.960
171	0.978	-0.033	0.965	-0.052	0.960
172	0.978	-0.031	0.970	-0.044	0.962
173	0.979	-0.030	0.970	-0.043	0.968
174	0.980	-0.030	0.971	-0.042	0.968
175	0.980	-0.029	0.973	-0.040	0.971
176	0.982	-0.025	0.977	-0.034	0.972
177	0.984	-0.024	0.981	-0.027	0.979
178	0.986	-0.021	0.982	-0.026	0.980
179	0.986	-0.021	0.985	-0.022	0.984
180	0.986	-0.020	0.986	-0.021	0.986
181	0.986	-0.020	0.992	-0.011	0.988
182	0.987	-0.019	0.994	-0.009	0.990
183	0.989	-0.016	0.997	-0.004	0.991
184	0.993	-0.010	1.001	0.001	0.993
185	0.998	-0.003	1.002	0.003	0.995
186	1.000	0.000	1.004	0.006	0.995
187	1.000	0.001	1.004	0.006	0.997
188	1.003	0.004	1.005	0.008	0.999
189	1.003	0.004	1.006	0.009	0.999
190	1.003	0.005	1.006	0.009	1.000
191	1.004	0.006	1.008	0.011	1.002
192	1.005	0.007	1.010	0.014	1.004
193	1.005	0.008	1.010	0.014	1.006
194	1.009	0.012	1.010	0.015	1.006
195	1.009	0.013	1.011	0.016	1.010
196	1.010	0.014	1.012	0.017	1.018
197	1.010	0.014	1.012	0.018	1.020
198	1.011	0.015	1.015	0.022	1.023
199	1.011	0.016	1.017	0.024	1.024
200	1.014	0.020	1.019	0.027	1.026
201	1.016	0.023	1.020	0.028	1.026
202	1.019	0.026	1.021	0.030	1.028
203	1.020	0.028	1.023	0.033	1.028
204	1.021	0.030	1.026	0.037	1.029
205	1.021	0.030	1.026	0.038	1.030
206	1.022	0.031	1.029	0.042	1.030
207	1.024	0.034	1.032	0.045	1.031
208	1.026	0.037	1.036	0.051	1.033
209	1.027	0.038	1.037	0.052	1.033
210	1.027	0.038	1.037	0.053	1.033
211	1.027	0.039	1.039	0.055	1.034
212	1.030	0.043	1.041	0.058	1.036
213	1.031	0.044	1.047	0.066	1.038
214	1.032	0.045	1.054	0.075	1.039
215	1.034	0.049	1.059	0.082	1.039

216	1.035
217	1.035
218	1.038
219	1.040
220	1.045
221	1.051
222	1.053
223	1.053
224	1.055
225	1.055
226	1.056
227	1.063
228	1.066
229	1.068
230	1.069
231	1.070
232	1.072
233	1.073
234	1.074
235	1.076
236	1.082
237	1.084
238	1.086
239	1.089
240	1.092
241	1.093
242	1.095
243	1.097
244	1.098
245	1.098
246	1.101
247	1.101
248	1.102
249	1.102
250	1.103
251	1.103
252	1.106
253	1.106
254	1.107
255	1.107
256	1.108
257	1.110
258	1.111
259	1.113
260	1.118
261	1.118
262	1.118
263	1.119
264	1.120
265	1.121
266	1.121
267	1.123
268	1.125
269	1.129

0.050	1.061
0.050	1.061
0.054	1.061
0.056	1.063
0.064	1.065
0.072	1.066
0.074	1.066
0.074	1.067
0.077	1.067
0.078	1.068
0.078	1.070
0.089	1.072
0.092	1.076
0.094	1.078
0.096	1.078
0.098	1.078
0.100	1.081
0.102	1.083
0.104	1.084
0.106	1.088
0.114	1.089
0.116	1.091
0.119	1.092
0.123	1.093
0.127	1.093
0.128	1.094
0.131	1.094
0.134	1.095
0.135	1.098
0.135	1.099
0.139	1.107
0.139	1.109
0.140	1.109
0.140	1.110
0.142	1.112
0.142	1.112
0.145	1.116
0.145	1.118
0.146	1.120
0.147	1.122
0.148	1.122
0.151	1.123
0.152	1.123
0.155	1.126
0.161	1.127
0.161	1.129
0.161	1.136
0.162	1.137
0.163	1.137
0.165	1.138
0.165	1.138
0.168	1.139
0.169	1.140
0.176	1.141

0.085	1.041
0.086	1.042
0.086	1.047
0.088	1.050
0.091	1.050
0.092	1.052
0.093	1.052
0.094	1.053
0.094	1.059
0.095	1.061
0.098	1.064
0.101	1.065
0.106	1.066
0.108	1.068
0.108	1.069
0.109	1.071
0.112	1.072
0.115	1.074
0.116	1.077
0.122	1.080
0.123	1.081
0.126	1.083
0.127	1.084
0.129	1.086
0.129	1.087
0.129	1.089
0.130	1.089
0.131	1.090
0.135	1.092
0.136	1.093
0.146	1.095
0.149	1.098
0.150	1.099
0.151	1.102
0.154	1.102
0.154	1.104
0.159	1.107
0.161	1.107
0.163	1.112
0.166	1.113
0.167	1.115
0.167	1.116
0.168	1.118
0.171	1.119
0.172	1.119
0.175	1.122
0.184	1.122
0.185	1.123
0.185	1.124
0.186	1.125
0.186	1.126
0.188	1.126
0.189	1.129
0.190	1.131

270	1.130
271	1.132
272	1.134
273	1.134
274	1.136
275	1.144
276	1.144
277	1.145
278	1.145
279	1.146
280	1.146
281	1.150
282	1.150
283	1.151
284	1.152
285	1.157
286	1.159
287	1.165
288	1.165
289	1.167
290	1.170
291	1.171
292	1.171
293	1.174
294	1.174
295	1.177
296	1.178
297	1.179
298	1.181
299	1.181
300	1.185
301	1.185
302	1.186
303	1.186
304	1.187
305	1.191
306	1.194
307	1.197
308	1.199
309	1.200
310	1.204
311	1.205
312	1.205
313	1.205
314	1.206
315	1.208
316	1.208
317	1.220
318	1.220
319	1.223
320	1.226
321	1.229
322	1.231
323	1.233

0.176	1.141
0.179	1.142
0.181	1.142
0.181	1.146
0.184	1.150
0.193	1.152
0.195	1.155
0.196	1.158
0.196	1.160
0.196	1.162
0.197	1.163
0.202	1.165
0.202	1.166
0.203	1.166
0.204	1.167
0.211	1.169
0.212	1.175
0.220	1.184
0.221	1.187
0.222	1.188
0.227	1.190
0.227	1.193
0.228	1.203
0.232	1.206
0.232	1.207
0.235	1.209
0.236	1.211
0.237	1.212
0.239	1.212
0.240	1.214
0.244	1.216
0.245	1.218
0.246	1.222
0.247	1.224
0.247	1.225
0.252	1.231
0.256	1.233
0.260	1.235
0.261	1.235
0.263	1.235
0.267	1.238
0.269	1.242
0.269	1.250
0.269	1.253
0.270	1.254
0.273	1.255
0.273	1.259
0.287	1.259
0.287	1.262
0.291	1.263
0.294	1.265
0.298	1.266
0.299	1.268
0.302	1.269

0.190	1.133
0.192	1.133
0.192	1.133
0.196	1.134
0.202	1.135
0.204	1.136
0.208	1.138
0.211	1.142
0.214	1.143
0.217	1.144
0.218	1.152
0.221	1.157
0.221	1.158
0.222	1.159
0.223	1.165
0.225	1.167
0.233	1.168
0.244	1.171
0.248	1.171
0.249	1.172
0.251	1.179
0.254	1.180
0.267	1.180
0.270	1.182
0.271	1.188
0.274	1.189
0.276	1.191
0.277	1.194
0.278	1.195
0.280	1.195
0.282	1.196
0.284	1.196
0.290	1.197
0.291	1.207
0.293	1.208
0.300	1.209
0.302	1.214
0.305	1.214
0.305	1.214
0.305	1.214
0.308	1.217
0.312	1.218
0.322	1.218
0.326	1.223
0.326	1.225
0.327	1.226
0.332	1.226
0.333	1.230
0.335	1.232
0.337	1.235
0.339	1.240
0.341	1.247
0.342	1.249
0.343	1.250

324	1.239
325	1.241
326	1.246
327	1.248
328	1.255
329	1.255
330	1.261
331	1.264
332	1.266
333	1.270
334	1.272
335	1.277
336	1.278
337	1.279
338	1.281
339	1.281
340	1.287
341	1.291
342	1.297
343	1.314
344	1.314
345	1.315
346	1.315
347	1.318
348	1.340
349	1.344
350	1.352
351	1.352
352	1.362
353	1.376
354	1.380
355	1.381
356	1.383
357	1.385
358	1.388
359	1.391
360	1.413
361	1.422
362	1.425
363	1.435
364	1.436
365	1.455
366	1.466
367	1.467
368	1.472
369	1.493
370	1.500
371	1.505
372	1.517
373	1.552
374	1.564
375	1.579
376	1.610
377	1.615

0.309	1.269
0.312	1.269
0.317	1.270
0.319	1.270
0.328	1.270
0.328	1.271
0.335	1.274
0.338	1.275
0.340	1.300
0.345	1.304
0.347	1.309
0.353	1.318
0.354	1.322
0.355	1.328
0.357	1.328
0.357	1.331
0.364	1.333
0.369	1.335
0.375	1.346
0.394	1.353
0.394	1.362
0.396	1.384
0.396	1.387
0.398	1.388
0.422	1.401
0.426	1.407
0.435	1.415
0.436	1.415
0.446	1.424
0.460	1.425
0.465	1.428
0.466	1.428
0.468	1.440
0.470	1.444
0.473	1.452
0.476	1.455
0.499	1.465
0.508	1.470
0.510	1.480
0.521	1.488
0.522	1.488
0.541	1.506
0.552	1.508
0.553	1.515
0.558	1.557
0.578	1.560
0.585	1.577
0.590	1.597
0.601	1.604
0.634	1.625
0.645	1.632
0.659	1.645
0.687	1.647
0.692	1.717

0.343	1.251
0.344	1.252
0.345	1.255
0.345	1.256
0.345	1.258
0.345	1.262
0.349	1.270
0.351	1.277
0.379	1.278
0.383	1.289
0.388	1.290
0.398	1.299
0.403	1.303
0.409	1.306
0.409	1.307
0.413	1.309
0.414	1.314
0.416	1.315
0.429	1.317
0.437	1.327
0.446	1.344
0.469	1.349
0.472	1.350
0.474	1.351
0.486	1.354
0.493	1.356
0.500	1.360
0.501	1.362
0.510	1.373
0.511	1.376
0.514	1.380
0.514	1.400
0.526	1.402
0.530	1.413
0.538	1.416
0.541	1.419
0.551	1.422
0.556	1.423
0.566	1.443
0.573	1.449
0.574	1.464
0.591	1.467
0.592	1.473
0.599	1.478
0.639	1.482
0.642	1.487
0.658	1.496
0.675	1.509
0.681	1.518
0.700	1.526
0.707	1.547
0.718	1.554
0.720	1.569
0.780	1.571

378	1.644
379	1.644
380	1.669
381	1.751
382	1.933

0.717	1.730
0.717	1.733
0.739	1.983
0.808	2.193
0.951	2.406

0.791	1.581
0.794	1.612
0.988	1.650
1.133	1.653
1.266	1.984



-1.512	0.373	-1.423	0.695	-0.524	0.749
-1.095	0.459	-1.124	0.769	-0.378	0.757
-0.984	0.484	-1.047	0.800	-0.322	0.790
-0.893	0.484	-1.047	0.803	-0.316	0.795
-0.853	0.488	-1.034	0.835	-0.261	0.829
-0.831	0.527	-0.925	0.845	-0.243	0.832
-0.825	0.528	-0.920	0.848	-0.238	0.839
-0.811	0.538	-0.895	0.851	-0.233	0.861
-0.790	0.572	-0.805	0.858	-0.221	0.867
-0.745	0.582	-0.782	0.863	-0.213	0.868
-0.741	0.589	-0.763	0.863	-0.213	0.868
-0.705	0.599	-0.739	0.864	-0.210	0.876
-0.657	0.602	-0.733	0.865	-0.209	0.877
-0.654	0.617	-0.698	0.865	-0.208	0.878
-0.645	0.617	-0.696	0.869	-0.203	0.879
-0.643	0.623	-0.682	0.871	-0.200	0.882
-0.614	0.625	-0.679	0.875	-0.193	0.883
-0.601	0.627	-0.674	0.882	-0.182	0.891
-0.596	0.627	-0.674	0.884	-0.177	0.893
-0.596	0.644	-0.635	0.889	-0.170	0.894
-0.593	0.656	-0.607	0.889	-0.169	0.894
-0.591	0.662	-0.596	0.889	-0.169	0.894
-0.590	0.666	-0.585	0.890	-0.169	0.895
-0.581	0.670	-0.577	0.893	-0.164	0.897
-0.558	0.672	-0.573	0.895	-0.160	0.897
-0.548	0.674	-0.570	0.895	-0.159	0.898
-0.540	0.679	-0.559	0.897	-0.157	0.899
-0.539	0.683	-0.550	0.898	-0.156	0.901
-0.532	0.690	-0.535	0.899	-0.153	0.902
-0.528	0.691	-0.533	0.901	-0.150	0.902
-0.515	0.692	-0.532	0.903	-0.148	0.904
-0.494	0.703	-0.509	0.904	-0.146	0.908
-0.491	0.707	-0.501	0.904	-0.146	0.911
-0.489	0.709	-0.497	0.906	-0.143	0.915
-0.478	0.709	-0.496	0.909	-0.138	0.918
-0.469	0.712	-0.490	0.910	-0.137	0.919
-0.462	0.714	-0.487	0.910	-0.137	0.920
-0.457	0.717	-0.481	0.913	-0.131	0.920
-0.450	0.719	-0.476	0.914	-0.130	0.922
-0.450	0.720	-0.475	0.914	-0.129	0.923
-0.448	0.723	-0.468	0.915	-0.128	0.924
-0.444	0.733	-0.448	0.915	-0.128	0.926
-0.439	0.734	-0.446	0.918	-0.124	0.928
-0.429	0.735	-0.444	0.920	-0.121	0.929
-0.427	0.738	-0.439	0.920	-0.120	0.929
-0.419	0.740	-0.433	0.923	-0.115	0.929
-0.419	0.741	-0.432	0.923	-0.115	0.930
-0.412	0.743	-0.428	0.925	-0.113	0.933
-0.404	0.746	-0.423	0.926	-0.111	0.933
-0.402	0.746	-0.422	0.928	-0.109	0.933
-0.393	0.750	-0.415	0.928	-0.107	0.933
-0.388	0.752	-0.411	0.929	-0.107	0.934
-0.383	0.753	-0.409	0.929	-0.106	0.934

-0.376	0.755
-0.376	0.759
-0.375	0.761
-0.375	0.762
-0.371	0.763
-0.368	0.764
-0.368	0.764
-0.366	0.768
-0.362	0.769
-0.357	0.775
-0.353	0.777
-0.351	0.777
-0.350	0.779
-0.343	0.781
-0.340	0.790
-0.339	0.792
-0.334	0.797
-0.331	0.799
-0.317	0.803
-0.312	0.804
-0.311	0.805
-0.302	0.806
-0.298	0.807
-0.285	0.808
-0.283	0.810
-0.279	0.813
-0.273	0.814
-0.268	0.815
-0.265	0.817
-0.263	0.822
-0.259	0.823
-0.258	0.825
-0.257	0.828
-0.251	0.830
-0.249	0.830
-0.241	0.832
-0.235	0.834
-0.235	0.835
-0.235	0.837
-0.234	0.841
-0.234	0.842
-0.232	0.844
-0.217	0.847
-0.216	0.848
-0.216	0.850
-0.214	0.852
-0.210	0.853
-0.206	0.856
-0.204	0.857
-0.202	0.857
-0.202	0.858
-0.201	0.868
-0.198	0.868
-0.198	0.868

-0.406	0.930
-0.398	0.931
-0.394	0.933
-0.392	0.934
-0.391	0.934
-0.389	0.936
-0.389	0.937
-0.382	0.938
-0.379	0.940
-0.367	0.942
-0.364	0.943
-0.363	0.944
-0.360	0.944
-0.357	0.944
-0.341	0.945
-0.337	0.946
-0.327	0.946
-0.324	0.946
-0.316	0.947
-0.314	0.947
-0.313	0.948
-0.312	0.950
-0.309	0.950
-0.308	0.951
-0.304	0.951
-0.299	0.951
-0.297	0.951
-0.294	0.952
-0.292	0.952
-0.283	0.952
-0.280	0.952
-0.278	0.953
-0.272	0.953
-0.269	0.954
-0.269	0.954
-0.266	0.956
-0.262	0.957
-0.260	0.957
-0.256	0.958
-0.249	0.959
-0.247	0.959
-0.244	0.959
-0.240	0.959
-0.238	0.960
-0.234	0.960
-0.230	0.960
-0.229	0.961
-0.224	0.961
-0.223	0.962
-0.222	0.962
-0.220	0.962
-0.205	0.963
-0.204	0.963
-0.204	0.964

-0.105	0.935
-0.103	0.936
-0.101	0.936
-0.099	0.937
-0.098	0.937
-0.095	0.937
-0.094	0.938
-0.092	0.939
-0.089	0.939
-0.086	0.941
-0.085	0.943
-0.084	0.943
-0.083	0.943
-0.083	0.944
-0.081	0.946
-0.081	0.946
-0.081	0.946
-0.080	0.948
-0.079	0.949
-0.078	0.949
-0.077	0.950
-0.075	0.951
-0.074	0.951
-0.073	0.951
-0.073	0.951
-0.072	0.953
-0.072	0.953
-0.071	0.954
-0.071	0.954
-0.071	0.955
-0.070	0.955
-0.070	0.955
-0.069	0.956
-0.068	0.957
-0.067	0.957
-0.064	0.957
-0.064	0.957
-0.063	0.958
-0.062	0.959
-0.061	0.959
-0.061	0.960
-0.060	0.961
-0.060	0.961
-0.059	0.961
-0.059	0.962
-0.059	0.963
-0.057	0.964
-0.057	0.964
-0.056	0.965
-0.055	0.965
-0.055	0.966
-0.054	0.966
-0.054	0.967
-0.053	0.967

-0.198	0.869
-0.196	0.871
-0.190	0.878
-0.185	0.878
-0.184	0.878
-0.183	0.880
-0.181	0.883
-0.179	0.887
-0.178	0.889
-0.176	0.891
-0.174	0.893
-0.174	0.894
-0.171	0.894
-0.170	0.896
-0.168	0.897
-0.166	0.899
-0.165	0.899
-0.164	0.899
-0.156	0.899
-0.154	0.900
-0.152	0.900
-0.151	0.901
-0.149	0.902
-0.145	0.906
-0.143	0.907
-0.143	0.908
-0.138	0.911
-0.137	0.912
-0.136	0.913
-0.136	0.914
-0.136	0.919
-0.131	0.919
-0.128	0.923
-0.126	0.923
-0.118	0.924
-0.117	0.925
-0.117	0.933
-0.116	0.936
-0.114	0.941
-0.111	0.942
-0.109	0.943
-0.107	0.944
-0.102	0.944
-0.099	0.948
-0.097	0.948
-0.096	0.951
-0.090	0.957
-0.090	0.957
-0.087	0.960
-0.087	0.960
-0.080	0.962
-0.076	0.963
-0.075	0.965
-0.073	0.965

-0.202	0.964
-0.199	0.965
-0.188	0.966
-0.188	0.966
-0.188	0.967
-0.185	0.967
-0.179	0.967
-0.172	0.967
-0.170	0.968
-0.166	0.968
-0.164	0.969
-0.162	0.970
-0.162	0.971
-0.158	0.973
-0.156	0.973
-0.154	0.973
-0.154	0.974
-0.154	0.975
-0.153	0.975
-0.152	0.975
-0.152	0.976
-0.150	0.976
-0.148	0.977
-0.143	0.978
-0.140	0.978
-0.139	0.978
-0.134	0.978
-0.133	0.979
-0.131	0.980
-0.130	0.981
-0.122	0.981
-0.122	0.983
-0.116	0.983
-0.115	0.983
-0.114	0.984
-0.112	0.984
-0.101	0.984
-0.095	0.984
-0.088	0.984
-0.085	0.984
-0.084	0.985
-0.084	0.986
-0.083	0.986
-0.077	0.987
-0.077	0.987
-0.072	0.987
-0.063	0.987
-0.063	0.988
-0.060	0.988
-0.059	0.988
-0.056	0.988
-0.055	0.989
-0.052	0.989
-0.051	0.989

-0.053	0.967
-0.052	0.968
-0.050	0.969
-0.050	0.970
-0.049	0.971
-0.049	0.971
-0.048	0.971
-0.048	0.972
-0.047	0.973
-0.047	0.973
-0.046	0.974
-0.044	0.974
-0.043	0.974
-0.040	0.974
-0.040	0.975
-0.039	0.975
-0.038	0.975
-0.037	0.976
-0.037	0.976
-0.036	0.976
-0.036	0.976
-0.035	0.977
-0.033	0.977
-0.033	0.977
-0.032	0.977
-0.032	0.978
-0.032	0.979
-0.031	0.980
-0.029	0.980
-0.028	0.980
-0.027	0.980
-0.025	0.982
-0.025	0.982
-0.025	0.982
-0.024	0.982
-0.023	0.983
-0.023	0.983
-0.023	0.983
-0.023	0.984
-0.023	0.984
-0.022	0.984
-0.020	0.985
-0.020	0.985
-0.019	0.986
-0.019	0.986
-0.019	0.987
-0.019	0.987
-0.018	0.988
-0.018	0.989
-0.017	0.989
-0.017	0.989
-0.017	0.990
-0.016	0.991
-0.016	0.991

-0.072	0.967
-0.070	0.967
-0.069	0.971
-0.068	0.975
-0.066	0.976
-0.066	0.979
-0.065	0.981
-0.064	0.983
-0.060	0.985
-0.059	0.985
-0.056	0.986
-0.047	0.988
-0.047	0.988
-0.042	0.990
-0.041	0.990
-0.031	0.991
-0.029	0.992
-0.023	0.994
-0.020	0.995
-0.017	0.999
-0.014	0.999
-0.013	1.001
-0.010	1.006
-0.007	1.007
-0.007	1.007
-0.004	1.008
-0.002	1.009
-0.001	1.011
0.000	1.015
0.002	1.017
0.006	1.019
0.008	1.022
0.009	1.025
0.014	1.032
0.025	1.032
0.028	1.034
0.033	1.037
0.035	1.037
0.037	1.038
0.037	1.039
0.039	1.041
0.040	1.042
0.041	1.042
0.043	1.042
0.043	1.043
0.044	1.044
0.047	1.047
0.047	1.049
0.047	1.050
0.048	1.051
0.051	1.051
0.053	1.053
0.055	1.058
0.056	1.060

-0.048	0.990
-0.048	0.990
-0.043	0.991
-0.036	0.991
-0.035	0.992
-0.030	0.992
-0.028	0.993
-0.025	0.993
-0.022	0.993
-0.022	0.993
-0.021	0.993
-0.017	0.994
-0.017	0.994
-0.015	0.994
-0.014	0.995
-0.013	0.995
-0.011	0.996
-0.008	0.996
-0.008	0.996
-0.001	0.996
-0.001	0.997
0.001	0.997
0.009	0.999
0.010	0.999
0.010	1.000
0.012	1.000
0.012	1.000
0.015	1.000
0.021	1.001
0.024	1.002
0.028	1.002
0.031	1.002
0.036	1.002
0.045	1.003
0.045	1.004
0.048	1.004
0.053	1.004
0.053	1.004
0.053	1.005
0.056	1.006
0.057	1.007
0.059	1.007
0.059	1.007
0.060	1.007
0.061	1.007
0.061	1.007
0.066	1.008
0.069	1.008
0.071	1.008
0.072	1.009
0.072	1.009
0.075	1.009
0.081	1.009
0.084	1.010

-0.015	0.991
-0.014	0.991
-0.013	0.991
-0.013	0.991
-0.012	0.992
-0.011	0.992
-0.011	0.993
-0.010	0.993
-0.010	0.993
-0.010	0.994
-0.010	0.994
-0.009	0.995
-0.009	0.996
-0.009	0.996
-0.007	0.996
-0.007	0.996
-0.006	0.997
-0.005	0.997
-0.005	0.997
-0.005	0.997
-0.005	0.997
-0.004	0.998
-0.002	0.998
-0.001	0.998
0.000	0.998
0.000	0.998
0.000	0.999
0.000	0.999
0.001	1.000
0.002	1.000
0.002	1.000
0.002	1.000
0.003	1.001
0.004	1.002
0.005	1.003
0.005	1.004
0.006	1.004
0.006	1.004
0.008	1.005
0.009	1.006
0.009	1.006
0.010	1.007
0.010	1.008
0.010	1.008
0.010	1.009
0.011	1.009
0.011	1.009
0.011	1.010
0.012	1.011
0.012	1.011
0.012	1.011
0.013	1.012
0.013	1.012
0.014	1.012

0.058	1.060
0.060	1.060
0.066	1.061
0.071	1.061
0.071	1.062
0.073	1.062
0.073	1.062
0.075	1.064
0.083	1.067
0.086	1.068
0.090	1.070
0.091	1.078
0.092	1.078
0.095	1.082
0.096	1.084
0.099	1.087
0.100	1.088
0.103	1.089
0.107	1.089
0.111	1.090
0.113	1.090
0.115	1.091
0.117	1.093
0.119	1.095
0.121	1.096
0.123	1.098
0.123	1.099
0.125	1.100
0.128	1.101
0.128	1.108
0.131	1.109
0.134	1.109
0.136	1.112
0.140	1.113
0.141	1.114
0.143	1.114
0.147	1.114
0.147	1.115
0.154	1.115
0.154	1.115
0.157	1.118
0.159	1.123
0.161	1.125
0.162	1.125
0.163	1.128
0.166	1.128
0.166	1.129
0.168	1.132
0.169	1.138
0.170	1.143
0.171	1.146
0.172	1.149
0.175	1.150
0.177	1.150

0.084	1.010
0.084	1.010
0.085	1.011
0.085	1.011
0.087	1.011
0.087	1.013
0.087	1.013
0.090	1.014
0.093	1.015
0.095	1.015
0.098	1.016
0.108	1.016
0.109	1.017
0.114	1.018
0.116	1.018
0.121	1.018
0.122	1.019
0.123	1.019
0.124	1.019
0.124	1.019
0.124	1.019
0.125	1.020
0.128	1.020
0.131	1.020
0.132	1.020
0.134	1.020
0.136	1.021
0.138	1.021
0.139	1.021
0.148	1.022
0.149	1.022
0.149	1.022
0.153	1.022
0.155	1.023
0.155	1.024
0.156	1.025
0.156	1.025
0.157	1.026
0.157	1.026
0.157	1.026
0.157	1.027
0.161	1.027
0.167	1.027
0.170	1.028
0.170	1.028
0.174	1.029
0.174	1.029
0.175	1.030
0.178	1.030
0.187	1.031
0.193	1.031
0.196	1.032
0.200	1.032
0.201	1.033
0.201	1.033

0.014	1.012
0.014	1.012
0.015	1.013
0.015	1.013
0.016	1.013
0.019	1.014
0.019	1.014
0.020	1.014
0.021	1.014
0.022	1.014
0.023	1.014
0.023	1.015
0.025	1.015
0.025	1.016
0.026	1.016
0.026	1.017
0.027	1.017
0.027	1.018
0.027	1.018
0.028	1.019
0.028	1.020
0.028	1.020
0.029	1.020
0.029	1.021
0.029	1.021
0.029	1.021
0.030	1.022
0.030	1.022
0.030	1.024
0.031	1.024
0.031	1.024
0.031	1.025
0.032	1.025
0.033	1.025
0.034	1.026
0.035	1.026
0.036	1.027
0.036	1.027
0.037	1.027
0.038	1.027
0.038	1.027
0.038	1.027
0.039	1.028
0.040	1.028
0.041	1.028
0.041	1.028
0.042	1.028
0.042	1.028
0.044	1.028
0.044	1.028
0.045	1.029
0.045	1.029
0.046	1.030
0.047	1.031

0.180	1.155
0.180	1.155
0.181	1.156
0.182	1.158
0.183	1.158
0.184	1.161
0.186	1.161
0.192	1.164
0.193	1.166
0.194	1.167
0.204	1.168
0.210	1.169
0.212	1.171
0.213	1.172
0.220	1.174
0.222	1.174
0.224	1.176
0.228	1.177
0.228	1.178
0.229	1.182
0.237	1.186
0.238	1.186
0.239	1.187
0.241	1.191
0.248	1.195
0.250	1.199
0.252	1.200
0.256	1.205
0.257	1.208
0.257	1.210
0.258	1.211
0.258	1.212
0.260	1.215
0.271	1.222
0.272	1.224
0.274	1.233
0.280	1.239
0.280	1.241
0.280	1.244
0.280	1.246
0.283	1.246
0.284	1.248
0.285	1.251
0.291	1.255
0.293	1.257
0.294	1.259
0.294	1.260
0.298	1.267
0.300	1.272
0.304	1.275
0.311	1.280
0.319	1.281
0.321	1.282
0.322	1.293

0.207	1.033
0.208	1.033
0.209	1.034
0.211	1.034
0.212	1.035
0.215	1.035
0.215	1.036
0.219	1.036
0.221	1.037
0.222	1.037
0.223	1.038
0.225	1.038
0.228	1.039
0.229	1.039
0.231	1.039
0.231	1.040
0.234	1.041
0.235	1.041
0.236	1.042
0.241	1.043
0.246	1.044
0.246	1.044
0.247	1.044
0.253	1.044
0.257	1.044
0.261	1.045
0.263	1.045
0.269	1.046
0.273	1.046
0.275	1.046
0.276	1.047
0.277	1.047
0.281	1.047
0.289	1.047
0.291	1.048
0.302	1.050
0.309	1.050
0.312	1.051
0.315	1.051
0.317	1.053
0.318	1.053
0.320	1.053
0.323	1.054
0.328	1.055
0.330	1.055
0.332	1.055
0.333	1.056
0.342	1.056
0.347	1.056
0.350	1.057
0.356	1.058
0.357	1.059
0.358	1.059
0.371	1.059

0.047	1.031
0.047	1.031
0.049	1.031
0.049	1.032
0.050	1.033
0.050	1.033
0.051	1.034
0.051	1.034
0.052	1.035
0.052	1.035
0.053	1.035
0.054	1.036
0.055	1.036
0.055	1.036
0.055	1.037
0.056	1.038
0.058	1.039
0.058	1.039
0.059	1.039
0.061	1.039
0.062	1.040
0.062	1.042
0.062	1.042
0.062	1.043
0.062	1.043
0.063	1.043
0.064	1.044
0.065	1.044
0.065	1.045
0.066	1.045
0.066	1.046
0.066	1.046
0.066	1.047
0.067	1.049
0.068	1.049
0.071	1.050
0.071	1.050
0.071	1.050
0.071	1.050
0.074	1.051
0.075	1.051
0.075	1.052
0.075	1.052
0.077	1.053
0.077	1.054
0.078	1.054
0.078	1.054
0.079	1.055
0.079	1.055
0.080	1.056
0.081	1.056
0.083	1.057
0.083	1.057
0.083	1.057

0.323	1.296
0.324	1.303
0.328	1.305
0.329	1.305
0.331	1.308
0.335	1.309
0.345	1.310
0.352	1.311
0.353	1.319
0.366	1.324
0.367	1.336
0.377	1.338
0.382	1.344
0.385	1.346
0.386	1.349
0.388	1.352
0.394	1.354
0.395	1.358
0.398	1.358
0.408	1.361
0.427	1.363
0.432	1.369
0.433	1.378
0.434	1.391
0.437	1.409
0.440	1.414
0.444	1.419
0.446	1.422
0.457	1.423
0.460	1.431
0.464	1.432
0.486	1.432
0.488	1.447
0.499	1.456
0.502	1.457
0.505	1.458
0.508	1.469
0.509	1.473
0.529	1.481
0.535	1.484
0.550	1.500
0.553	1.500
0.559	1.509
0.564	1.521
0.568	1.526
0.572	1.531
0.581	1.543
0.594	1.558
0.602	1.573
0.610	1.616
0.629	1.617
0.636	1.639
0.650	1.660
0.652	1.724

0.374	1.060
0.381	1.060
0.384	1.061
0.384	1.061
0.387	1.061
0.389	1.062
0.390	1.063
0.391	1.063
0.399	1.065
0.405	1.065
0.418	1.066
0.420	1.067
0.427	1.067
0.428	1.067
0.432	1.067
0.435	1.068
0.437	1.068
0.441	1.070
0.441	1.075
0.445	1.076
0.446	1.077
0.453	1.078
0.463	1.078
0.476	1.081
0.495	1.081
0.500	1.083
0.505	1.085
0.508	1.085
0.509	1.086
0.517	1.086
0.518	1.090
0.518	1.092
0.533	1.093
0.542	1.094
0.543	1.096
0.544	1.098
0.555	1.100
0.559	1.112
0.567	1.114
0.570	1.114
0.585	1.119
0.585	1.120
0.593	1.122
0.605	1.123
0.610	1.124
0.614	1.132
0.626	1.132
0.640	1.134
0.653	1.137
0.692	1.144
0.693	1.145
0.713	1.148
0.731	1.152
0.786	1.160

0.084	1.057
0.085	1.057
0.086	1.058
0.086	1.058
0.086	1.058
0.087	1.059
0.088	1.060
0.088	1.060
0.090	1.060
0.091	1.060
0.092	1.061
0.093	1.061
0.093	1.062
0.094	1.062
0.094	1.063
0.095	1.063
0.095	1.064
0.098	1.065
0.104	1.066
0.106	1.067
0.107	1.068
0.109	1.068
0.109	1.071
0.112	1.072
0.112	1.073
0.115	1.073
0.118	1.075
0.118	1.077
0.119	1.077
0.119	1.079
0.124	1.081
0.127	1.081
0.128	1.081
0.130	1.082
0.132	1.083
0.135	1.083
0.137	1.084
0.153	1.085
0.155	1.085
0.156	1.086
0.162	1.096
0.164	1.098
0.166	1.106
0.167	1.106
0.169	1.107
0.178	1.112
0.179	1.116
0.182	1.119
0.185	1.126
0.195	1.129
0.195	1.131
0.199	1.134
0.205	1.153
0.214	1.159

0.661	1.782
0.689	1.830
0.722	1.952
0.725	1.976
0.989	2.084

0.834	1.171
0.872	1.185
0.965	1.188
0.983	1.189
1.060	1.259

0.228	1.175
0.244	1.216
0.248	1.218
0.249	1.273
0.332	1.449





	R3 log2 116/117 (I/NI)	R3 log2 116/115 (I/NI)	R3 log2 114/117 (I/NI)	
-0.416	1	-1.352	-1.327	-1.512
-0.401	2	-1.256	-1.314	-1.095
-0.340	3	-0.957	-1.221	-0.984
-0.331	4	-0.903	-1.062	-0.893
-0.271	5	-0.890	-1.024	-0.853
-0.265	6	-0.861	-0.993	-0.831
-0.254	7	-0.837	-0.949	-0.825
-0.216	8	-0.835	-0.911	-0.811
-0.206	9	-0.792	-0.826	-0.790
-0.204	10	-0.781	-0.803	-0.745
-0.204	11	-0.770	-0.776	-0.741
-0.191	12	-0.766	-0.758	-0.705
-0.190	13	-0.721	-0.722	-0.657
-0.188	14	-0.710	-0.721	-0.654
-0.187	15	-0.702	-0.695	-0.645
-0.181	16	-0.660	-0.683	-0.643
-0.179	17	-0.655	-0.682	-0.614
-0.166	18	-0.642	-0.675	-0.601
-0.163	19	-0.615	-0.669	-0.596
-0.162	20	-0.585	-0.643	-0.596
-0.162	21	-0.579	-0.625	-0.593
-0.161	22	-0.562	-0.622	-0.591
-0.160	23	-0.538	-0.616	-0.590
-0.157	24	-0.533	-0.609	-0.581
-0.156	25	-0.516	-0.601	-0.558
-0.155	26	-0.514	-0.597	-0.548
-0.154	27	-0.513	-0.583	-0.540
-0.150	28	-0.512	-0.568	-0.539
-0.149	29	-0.511	-0.557	-0.532
-0.149	30	-0.505	-0.555	-0.528
-0.145	31	-0.500	-0.541	-0.515
-0.139	32	-0.495	-0.536	-0.494
-0.135	33	-0.494	-0.534	-0.491
-0.128	34	-0.491	-0.524	-0.489
-0.123	35	-0.483	-0.514	-0.478
-0.121	36	-0.480	-0.504	-0.469
-0.121	37	-0.477	-0.497	-0.462
-0.120	38	-0.477	-0.494	-0.457
-0.118	39	-0.477	-0.486	-0.450
-0.116	40	-0.476	-0.486	-0.450
-0.114	41	-0.473	-0.485	-0.448
-0.111	42	-0.472	-0.484	-0.444
-0.108	43	-0.468	-0.483	-0.439
-0.107	44	-0.468	-0.471	-0.429
-0.106	45	-0.462	-0.469	-0.427
-0.106	46	-0.460	-0.466	-0.419
-0.104	47	-0.453	-0.463	-0.419
-0.101	48	-0.451	-0.455	-0.412
-0.100	49	-0.449	-0.454	-0.404
-0.100	50	-0.445	-0.446	-0.402
-0.100	51	-0.438	-0.444	-0.393
-0.099	52	-0.435	-0.442	-0.388
-0.098	53	-0.431	-0.438	-0.383

-0.097	54	-0.424	-0.437	-0.376
-0.096	55	-0.423	-0.436	-0.376
-0.095	56	-0.415	-0.434	-0.375
-0.095	57	-0.413	-0.433	-0.375
-0.095	58	-0.404	-0.424	-0.371
-0.094	59	-0.403	-0.420	-0.368
-0.092	60	-0.402	-0.417	-0.368
-0.091	61	-0.398	-0.410	-0.366
-0.090	62	-0.397	-0.410	-0.362
-0.088	63	-0.389	-0.402	-0.357
-0.085	64	-0.385	-0.394	-0.353
-0.084	65	-0.372	-0.393	-0.351
-0.084	66	-0.365	-0.391	-0.350
-0.083	67	-0.357	-0.391	-0.343
-0.080	68	-0.356	-0.388	-0.340
-0.080	69	-0.353	-0.385	-0.339
-0.079	70	-0.340	-0.379	-0.334
-0.078	71	-0.330	-0.377	-0.331
-0.075	72	-0.327	-0.375	-0.317
-0.075	73	-0.325	-0.374	-0.312
-0.074	74	-0.319	-0.374	-0.311
-0.073	75	-0.308	-0.372	-0.302
-0.073	76	-0.294	-0.368	-0.298
-0.073	77	-0.294	-0.360	-0.285
-0.073	78	-0.290	-0.355	-0.283
-0.070	79	-0.290	-0.349	-0.279
-0.069	80	-0.288	-0.348	-0.273
-0.067	81	-0.285	-0.336	-0.268
-0.067	82	-0.284	-0.331	-0.265
-0.067	83	-0.279	-0.329	-0.263
-0.066	84	-0.276	-0.327	-0.259
-0.066	85	-0.275	-0.326	-0.258
-0.064	86	-0.274	-0.321	-0.257
-0.064	87	-0.274	-0.318	-0.251
-0.064	88	-0.263	-0.317	-0.249
-0.064	89	-0.262	-0.316	-0.241
-0.063	90	-0.261	-0.309	-0.235
-0.062	91	-0.259	-0.307	-0.235
-0.061	92	-0.258	-0.302	-0.235
-0.060	93	-0.257	-0.299	-0.234
-0.059	94	-0.253	-0.297	-0.234
-0.058	95	-0.250	-0.294	-0.232
-0.058	96	-0.244	-0.288	-0.217
-0.057	97	-0.243	-0.288	-0.216
-0.057	98	-0.242	-0.287	-0.216
-0.055	99	-0.240	-0.283	-0.214
-0.053	100	-0.233	-0.277	-0.210
-0.053	101	-0.233	-0.274	-0.206
-0.052	102	-0.232	-0.274	-0.204
-0.051	103	-0.224	-0.274	-0.202
-0.051	104	-0.224	-0.270	-0.202
-0.050	105	-0.220	-0.270	-0.201
-0.049	106	-0.219	-0.263	-0.198
-0.048	107	-0.213	-0.261	-0.198

-0.048	108	-0.212	-0.252	-0.198
-0.047	109	-0.211	-0.250	-0.196
-0.045	110	-0.203	-0.250	-0.190
-0.044	111	-0.199	-0.247	-0.185
-0.043	112	-0.198	-0.244	-0.184
-0.042	113	-0.196	-0.241	-0.183
-0.042	114	-0.194	-0.230	-0.181
-0.041	115	-0.194	-0.223	-0.179
-0.040	116	-0.191	-0.223	-0.178
-0.040	117	-0.190	-0.222	-0.176
-0.039	118	-0.184	-0.217	-0.174
-0.038	119	-0.181	-0.198	-0.174
-0.038	120	-0.181	-0.196	-0.171
-0.037	121	-0.179	-0.193	-0.170
-0.036	122	-0.165	-0.192	-0.168
-0.036	123	-0.164	-0.192	-0.166
-0.036	124	-0.163	-0.190	-0.165
-0.036	125	-0.152	-0.176	-0.164
-0.036	126	-0.151	-0.176	-0.156
-0.035	127	-0.143	-0.174	-0.154
-0.035	128	-0.139	-0.171	-0.152
-0.034	129	-0.139	-0.170	-0.151
-0.034	130	-0.137	-0.168	-0.149
-0.034	131	-0.133	-0.165	-0.145
-0.033	132	-0.131	-0.160	-0.143
-0.032	133	-0.131	-0.155	-0.143
-0.031	134	-0.127	-0.155	-0.138
-0.030	135	-0.127	-0.153	-0.137
-0.029	136	-0.122	-0.150	-0.136
-0.029	137	-0.120	-0.147	-0.136
-0.029	138	-0.114	-0.145	-0.136
-0.027	139	-0.107	-0.144	-0.131
-0.027	140	-0.107	-0.143	-0.128
-0.026	141	-0.102	-0.140	-0.126
-0.026	142	-0.101	-0.138	-0.118
-0.025	143	-0.098	-0.136	-0.117
-0.025	144	-0.097	-0.132	-0.117
-0.024	145	-0.094	-0.130	-0.116
-0.023	146	-0.094	-0.127	-0.114
-0.023	147	-0.092	-0.126	-0.111
-0.023	148	-0.090	-0.120	-0.109
-0.022	149	-0.089	-0.120	-0.107
-0.021	150	-0.088	-0.115	-0.102
-0.020	151	-0.086	-0.105	-0.099
-0.020	152	-0.085	-0.102	-0.097
-0.019	153	-0.071	-0.099	-0.096
-0.019	154	-0.070	-0.094	-0.090
-0.017	155	-0.070	-0.093	-0.090
-0.016	156	-0.065	-0.090	-0.087
-0.015	157	-0.063	-0.087	-0.087
-0.015	158	-0.062	-0.086	-0.080
-0.015	159	-0.057	-0.085	-0.076
-0.013	160	-0.055	-0.084	-0.075
-0.013	161	-0.055	-0.083	-0.073

-0.013	162	-0.052	-0.080	-0.072
-0.013	163	-0.045	-0.079	-0.070
-0.013	164	-0.045	-0.076	-0.069
-0.012	165	-0.042	-0.059	-0.068
-0.012	166	-0.040	-0.059	-0.066
-0.011	167	-0.034	-0.058	-0.066
-0.010	168	-0.033	-0.058	-0.065
-0.010	169	-0.033	-0.057	-0.064
-0.010	170	-0.033	-0.057	-0.060
-0.009	171	-0.033	-0.052	-0.059
-0.009	172	-0.031	-0.044	-0.056
-0.007	173	-0.030	-0.043	-0.047
-0.006	174	-0.030	-0.042	-0.047
-0.006	175	-0.029	-0.040	-0.042
-0.005	176	-0.025	-0.034	-0.041
-0.005	177	-0.024	-0.027	-0.031
-0.005	178	-0.021	-0.026	-0.029
-0.005	179	-0.021	-0.022	-0.023
-0.004	180	-0.020	-0.021	-0.020
-0.004	181	-0.020	-0.011	-0.017
-0.004	182	-0.019	-0.009	-0.014
-0.004	183	-0.016	-0.004	-0.013
-0.003	184	-0.010	0.001	-0.010
-0.003	185	-0.003	0.003	-0.007
-0.003	186	0.000	0.006	-0.007
-0.002	187	0.001	0.006	-0.004
-0.002	188	0.004	0.008	-0.002
-0.002	189	0.004	0.009	-0.001
0.000	190	0.005	0.009	0.000
0.000	191	0.006	0.011	0.002
0.000	192	0.007	0.014	0.006
0.001	193	0.008	0.014	0.008
0.001	194	0.012	0.015	0.009
0.003	195	0.013	0.016	0.014
0.004	196	0.014	0.017	0.025
0.005	197	0.014	0.018	0.028
0.006	198	0.015	0.022	0.033
0.006	199	0.016	0.024	0.035
0.007	200	0.020	0.027	0.037
0.008	201	0.023	0.028	0.037
0.008	202	0.026	0.030	0.039
0.010	203	0.028	0.033	0.040
0.011	204	0.030	0.037	0.041
0.012	205	0.030	0.038	0.043
0.013	206	0.031	0.042	0.043
0.013	207	0.034	0.045	0.044
0.014	208	0.037	0.051	0.047
0.015	209	0.038	0.052	0.047
0.015	210	0.038	0.053	0.047
0.016	211	0.039	0.055	0.048
0.016	212	0.043	0.058	0.051
0.017	213	0.044	0.066	0.053
0.017	214	0.045	0.075	0.055
0.017	215	0.049	0.082	0.056

0.018	216	0.050	0.085	0.058
0.018	217	0.050	0.086	0.060
0.018	218	0.054	0.086	0.066
0.019	219	0.056	0.088	0.071
0.019	220	0.064	0.091	0.071
0.019	221	0.072	0.092	0.073
0.019	222	0.074	0.093	0.073
0.020	223	0.074	0.094	0.075
0.020	224	0.077	0.094	0.083
0.021	225	0.078	0.095	0.086
0.021	226	0.078	0.098	0.090
0.022	227	0.089	0.101	0.091
0.022	228	0.092	0.106	0.092
0.023	229	0.094	0.108	0.095
0.023	230	0.096	0.108	0.096
0.024	231	0.098	0.109	0.099
0.025	232	0.100	0.112	0.100
0.025	233	0.102	0.115	0.103
0.026	234	0.104	0.116	0.107
0.027	235	0.106	0.122	0.111
0.028	236	0.114	0.123	0.113
0.029	237	0.116	0.126	0.115
0.029	238	0.119	0.127	0.117
0.030	239	0.123	0.129	0.119
0.030	240	0.127	0.129	0.121
0.030	241	0.128	0.129	0.123
0.032	242	0.131	0.130	0.123
0.032	243	0.134	0.131	0.125
0.034	244	0.135	0.135	0.128
0.034	245	0.135	0.136	0.128
0.035	246	0.139	0.146	0.131
0.035	247	0.139	0.149	0.134
0.035	248	0.140	0.150	0.136
0.035	249	0.140	0.151	0.140
0.037	250	0.142	0.154	0.141
0.038	251	0.142	0.154	0.143
0.038	252	0.145	0.159	0.147
0.038	253	0.145	0.161	0.147
0.039	254	0.146	0.163	0.154
0.039	255	0.147	0.166	0.154
0.039	256	0.148	0.167	0.157
0.039	257	0.151	0.167	0.159
0.039	258	0.152	0.168	0.161
0.039	259	0.155	0.171	0.162
0.039	260	0.161	0.172	0.163
0.040	261	0.161	0.175	0.166
0.040	262	0.161	0.184	0.166
0.040	263	0.162	0.185	0.168
0.040	264	0.163	0.185	0.169
0.040	265	0.165	0.186	0.170
0.041	266	0.165	0.186	0.171
0.042	267	0.168	0.188	0.172
0.043	268	0.169	0.189	0.175
0.044	269	0.176	0.190	0.177

0.044	270	0.176	0.190	0.180
0.044	271	0.179	0.192	0.180
0.044	272	0.181	0.192	0.181
0.045	273	0.181	0.196	0.182
0.047	274	0.184	0.202	0.183
0.047	275	0.193	0.204	0.184
0.048	276	0.195	0.208	0.186
0.048	277	0.196	0.211	0.192
0.049	278	0.196	0.214	0.193
0.050	279	0.196	0.217	0.194
0.050	280	0.197	0.218	0.204
0.051	281	0.202	0.221	0.210
0.051	282	0.202	0.221	0.212
0.052	283	0.203	0.222	0.213
0.053	284	0.204	0.223	0.220
0.054	285	0.211	0.225	0.222
0.055	286	0.212	0.233	0.224
0.055	287	0.220	0.244	0.228
0.056	288	0.221	0.248	0.228
0.056	289	0.222	0.249	0.229
0.057	290	0.227	0.251	0.237
0.059	291	0.227	0.254	0.238
0.059	292	0.228	0.267	0.239
0.060	293	0.232	0.270	0.241
0.061	294	0.232	0.271	0.248
0.061	295	0.235	0.274	0.250
0.062	296	0.236	0.276	0.252
0.062	297	0.237	0.277	0.256
0.063	298	0.239	0.278	0.257
0.064	299	0.240	0.280	0.257
0.065	300	0.244	0.282	0.258
0.065	301	0.245	0.284	0.258
0.067	302	0.246	0.290	0.260
0.069	303	0.247	0.291	0.271
0.069	304	0.247	0.293	0.272
0.070	305	0.252	0.300	0.274
0.070	306	0.256	0.302	0.280
0.070	307	0.260	0.305	0.280
0.070	308	0.261	0.305	0.280
0.071	309	0.263	0.305	0.280
0.072	310	0.267	0.308	0.283
0.073	311	0.269	0.312	0.284
0.074	312	0.269	0.322	0.285
0.075	313	0.269	0.326	0.291
0.075	314	0.270	0.326	0.293
0.075	315	0.273	0.327	0.294
0.076	316	0.273	0.332	0.294
0.077	317	0.287	0.333	0.298
0.077	318	0.287	0.335	0.300
0.078	319	0.291	0.337	0.304
0.078	320	0.294	0.339	0.311
0.079	321	0.298	0.341	0.319
0.080	322	0.299	0.342	0.321
0.080	323	0.302	0.343	0.322

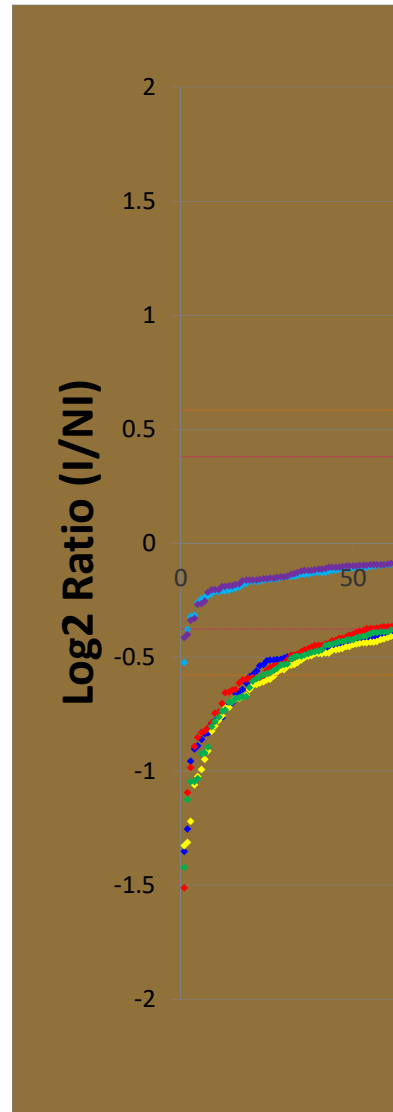
0.080	324	0.309	0.343	0.323
0.081	325	0.312	0.344	0.324
0.081	326	0.317	0.345	0.328
0.082	327	0.319	0.345	0.329
0.082	328	0.328	0.345	0.331
0.083	329	0.328	0.345	0.335
0.084	330	0.335	0.349	0.345
0.084	331	0.338	0.351	0.352
0.084	332	0.340	0.379	0.353
0.085	333	0.345	0.383	0.366
0.085	334	0.347	0.388	0.367
0.085	335	0.353	0.398	0.377
0.087	336	0.354	0.403	0.382
0.087	337	0.355	0.409	0.385
0.088	338	0.357	0.409	0.386
0.088	339	0.357	0.413	0.388
0.090	340	0.364	0.414	0.394
0.090	341	0.369	0.416	0.395
0.092	342	0.375	0.429	0.398
0.094	343	0.394	0.437	0.408
0.094	344	0.394	0.446	0.427
0.095	345	0.396	0.469	0.432
0.099	346	0.396	0.472	0.433
0.100	347	0.398	0.474	0.434
0.101	348	0.422	0.486	0.437
0.101	349	0.426	0.493	0.440
0.104	350	0.435	0.500	0.444
0.106	351	0.436	0.501	0.446
0.107	352	0.446	0.510	0.457
0.110	353	0.460	0.511	0.460
0.112	354	0.465	0.514	0.464
0.113	355	0.466	0.514	0.486
0.113	356	0.468	0.526	0.488
0.114	357	0.470	0.530	0.499
0.115	358	0.473	0.538	0.502
0.115	359	0.476	0.541	0.505
0.116	360	0.499	0.551	0.508
0.118	361	0.508	0.556	0.509
0.118	362	0.510	0.566	0.529
0.119	363	0.521	0.573	0.535
0.133	364	0.522	0.574	0.550
0.135	365	0.541	0.591	0.553
0.145	366	0.552	0.592	0.559
0.145	367	0.553	0.599	0.564
0.147	368	0.558	0.639	0.568
0.154	369	0.578	0.642	0.572
0.158	370	0.585	0.658	0.581
0.163	371	0.590	0.675	0.594
0.172	372	0.601	0.681	0.602
0.175	373	0.634	0.700	0.610
0.177	374	0.645	0.707	0.629
0.181	375	0.659	0.718	0.636
0.206	376	0.687	0.720	0.650
0.213	377	0.692	0.780	0.652

0.233	378	0.717	0.791	0.661
0.282	379	0.717	0.794	0.689
0.284	380	0.739	0.988	0.722
0.348	381	0.808	1.133	0.725
0.535	382	0.951	1.266	0.989



R3 log2 114/115 (I/NI)	R3 log2 116/114 (I/I)	R3 log2 117/115 (NI/NI)
-1.423	-0.524	-0.416
-1.124	-0.378	-0.401
-1.047	-0.322	-0.340
-1.047	-0.316	-0.331
-1.034	-0.261	-0.271
-0.925	-0.243	-0.265
-0.920	-0.238	-0.254
-0.895	-0.233	-0.216
-0.805	-0.221	-0.206
-0.782	-0.213	-0.204
-0.763	-0.213	-0.204
-0.739	-0.210	-0.191
-0.733	-0.209	-0.190
-0.698	-0.208	-0.188
-0.696	-0.203	-0.187
-0.682	-0.200	-0.181
-0.679	-0.193	-0.179
-0.674	-0.182	-0.166
-0.674	-0.177	-0.163
-0.635	-0.170	-0.162
-0.607	-0.169	-0.162
-0.596	-0.169	-0.161
-0.585	-0.169	-0.160
-0.577	-0.164	-0.157
-0.573	-0.160	-0.156
-0.570	-0.159	-0.155
-0.559	-0.157	-0.154
-0.550	-0.156	-0.150
-0.535	-0.153	-0.149
-0.533	-0.150	-0.149
-0.532	-0.148	-0.145
-0.509	-0.146	-0.139
-0.501	-0.146	-0.135
-0.497	-0.143	-0.128
-0.496	-0.138	-0.123
-0.490	-0.137	-0.121
-0.487	-0.137	-0.121
-0.481	-0.131	-0.120
-0.476	-0.130	-0.118
-0.475	-0.129	-0.116
-0.468	-0.128	-0.114
-0.448	-0.128	-0.111
-0.446	-0.124	-0.108
-0.444	-0.121	-0.107
-0.439	-0.120	-0.106
-0.433	-0.115	-0.106
-0.432	-0.115	-0.104
-0.428	-0.113	-0.101
-0.423	-0.111	-0.100
-0.422	-0.109	-0.100
-0.415	-0.107	-0.100
-0.411	-0.107	-0.099
-0.409	-0.106	-0.098

x	y
0	0.378512
400	0.378512
0	0.584963
400	0.584963



-0.406	-0.105	-0.097
-0.398	-0.103	-0.096
-0.394	-0.101	-0.095
-0.392	-0.099	-0.095
-0.391	-0.098	-0.095
-0.389	-0.095	-0.094
-0.389	-0.094	-0.092
-0.382	-0.092	-0.091
-0.379	-0.089	-0.090
-0.367	-0.086	-0.088
-0.364	-0.085	-0.085
-0.363	-0.084	-0.084
-0.360	-0.083	-0.084
-0.357	-0.083	-0.083
-0.341	-0.081	-0.080
-0.337	-0.081	-0.080
-0.327	-0.081	-0.079
-0.324	-0.080	-0.078
-0.316	-0.079	-0.075
-0.314	-0.078	-0.075
-0.313	-0.077	-0.074
-0.312	-0.075	-0.073
-0.309	-0.074	-0.073
-0.308	-0.073	-0.073
-0.304	-0.073	-0.073
-0.299	-0.072	-0.070
-0.297	-0.072	-0.069
-0.294	-0.071	-0.067
-0.292	-0.071	-0.067
-0.283	-0.071	-0.067
-0.280	-0.070	-0.066
-0.278	-0.070	-0.066
-0.272	-0.069	-0.064
-0.269	-0.068	-0.064
-0.269	-0.067	-0.064
-0.266	-0.064	-0.064
-0.262	-0.064	-0.063
-0.260	-0.063	-0.062
-0.256	-0.062	-0.061
-0.249	-0.061	-0.060
-0.247	-0.061	-0.059
-0.244	-0.060	-0.058
-0.240	-0.060	-0.058
-0.238	-0.059	-0.057
-0.234	-0.059	-0.057
-0.230	-0.059	-0.055
-0.229	-0.057	-0.053
-0.224	-0.057	-0.053
-0.223	-0.056	-0.052
-0.222	-0.055	-0.051
-0.220	-0.055	-0.051
-0.205	-0.054	-0.050
-0.204	-0.054	-0.049
-0.204	-0.053	-0.048

-0.202	-0.053	-0.048
-0.199	-0.052	-0.047
-0.188	-0.050	-0.045
-0.188	-0.050	-0.044
-0.188	-0.049	-0.043
-0.185	-0.049	-0.042
-0.179	-0.048	-0.042
-0.172	-0.048	-0.041
-0.170	-0.047	-0.040
-0.166	-0.047	-0.040
-0.164	-0.046	-0.039
-0.162	-0.044	-0.038
-0.162	-0.043	-0.038
-0.158	-0.040	-0.037
-0.156	-0.040	-0.036
-0.154	-0.039	-0.036
-0.154	-0.038	-0.036
-0.154	-0.037	-0.036
-0.153	-0.037	-0.036
-0.152	-0.036	-0.035
-0.152	-0.036	-0.035
-0.150	-0.035	-0.034
-0.148	-0.033	-0.034
-0.143	-0.033	-0.034
-0.140	-0.032	-0.033
-0.139	-0.032	-0.032
-0.134	-0.032	-0.031
-0.133	-0.031	-0.030
-0.131	-0.029	-0.029
-0.130	-0.028	-0.029
-0.122	-0.027	-0.029
-0.122	-0.025	-0.027
-0.116	-0.025	-0.027
-0.115	-0.025	-0.026
-0.114	-0.024	-0.026
-0.112	-0.023	-0.025
-0.101	-0.023	-0.025
-0.095	-0.023	-0.024
-0.088	-0.023	-0.023
-0.085	-0.023	-0.023
-0.084	-0.022	-0.023
-0.084	-0.020	-0.022
-0.083	-0.020	-0.021
-0.077	-0.019	-0.020
-0.077	-0.019	-0.020
-0.072	-0.019	-0.019
-0.063	-0.019	-0.019
-0.063	-0.018	-0.017
-0.060	-0.018	-0.016
-0.059	-0.017	-0.015
-0.056	-0.017	-0.015
-0.055	-0.017	-0.015
-0.052	-0.016	-0.013
-0.051	-0.016	-0.013

-0.048	-0.015	-0.013
-0.048	-0.014	-0.013
-0.043	-0.013	-0.013
-0.036	-0.013	-0.012
-0.035	-0.012	-0.012
-0.030	-0.011	-0.011
-0.028	-0.011	-0.010
-0.025	-0.010	-0.010
-0.022	-0.010	-0.010
-0.022	-0.010	-0.009
-0.021	-0.010	-0.009
-0.017	-0.009	-0.007
-0.017	-0.009	-0.006
-0.015	-0.009	-0.006
-0.014	-0.007	-0.005
-0.013	-0.007	-0.005
-0.011	-0.006	-0.005
-0.008	-0.005	-0.005
-0.008	-0.005	-0.004
-0.001	-0.005	-0.004
-0.001	-0.005	-0.004
0.001	-0.004	-0.004
0.009	-0.002	-0.003
0.010	-0.001	-0.003
0.010	0.000	-0.003
0.012	0.000	-0.002
0.012	0.000	-0.002
0.015	0.000	-0.002
0.021	0.001	0.000
0.024	0.002	0.000
0.028	0.002	0.000
0.031	0.002	0.001
0.036	0.003	0.001
0.045	0.004	0.003
0.045	0.005	0.004
0.048	0.005	0.005
0.053	0.006	0.006
0.053	0.006	0.006
0.053	0.008	0.007
0.056	0.009	0.008
0.057	0.009	0.008
0.059	0.010	0.010
0.059	0.010	0.011
0.060	0.010	0.012
0.061	0.010	0.013
0.061	0.011	0.013
0.066	0.011	0.014
0.069	0.011	0.015
0.071	0.012	0.015
0.072	0.012	0.016
0.072	0.012	0.016
0.075	0.013	0.017
0.081	0.013	0.017
0.084	0.014	0.017

0.084	0.014	0.018
0.084	0.014	0.018
0.085	0.015	0.018
0.085	0.015	0.019
0.087	0.016	0.019
0.087	0.019	0.019
0.087	0.019	0.019
0.090	0.020	0.020
0.093	0.021	0.020
0.095	0.022	0.021
0.098	0.023	0.021
0.108	0.023	0.022
0.109	0.025	0.022
0.114	0.025	0.023
0.116	0.026	0.023
0.121	0.026	0.024
0.122	0.027	0.025
0.123	0.027	0.025
0.124	0.027	0.026
0.124	0.028	0.027
0.124	0.028	0.028
0.125	0.028	0.029
0.128	0.029	0.029
0.131	0.029	0.030
0.132	0.029	0.030
0.134	0.029	0.030
0.136	0.030	0.032
0.138	0.030	0.032
0.139	0.030	0.034
0.148	0.031	0.034
0.149	0.031	0.035
0.149	0.031	0.035
0.153	0.032	0.035
0.155	0.033	0.035
0.155	0.034	0.037
0.156	0.035	0.038
0.156	0.036	0.038
0.157	0.036	0.038
0.157	0.037	0.039
0.157	0.038	0.039
0.161	0.038	0.039
0.167	0.038	0.039
0.170	0.039	0.039
0.170	0.040	0.039
0.174	0.041	0.039
0.174	0.041	0.040
0.175	0.042	0.040
0.178	0.042	0.040
0.187	0.044	0.040
0.193	0.044	0.040
0.196	0.045	0.041
0.200	0.045	0.042
0.201	0.046	0.043
0.201	0.047	0.044

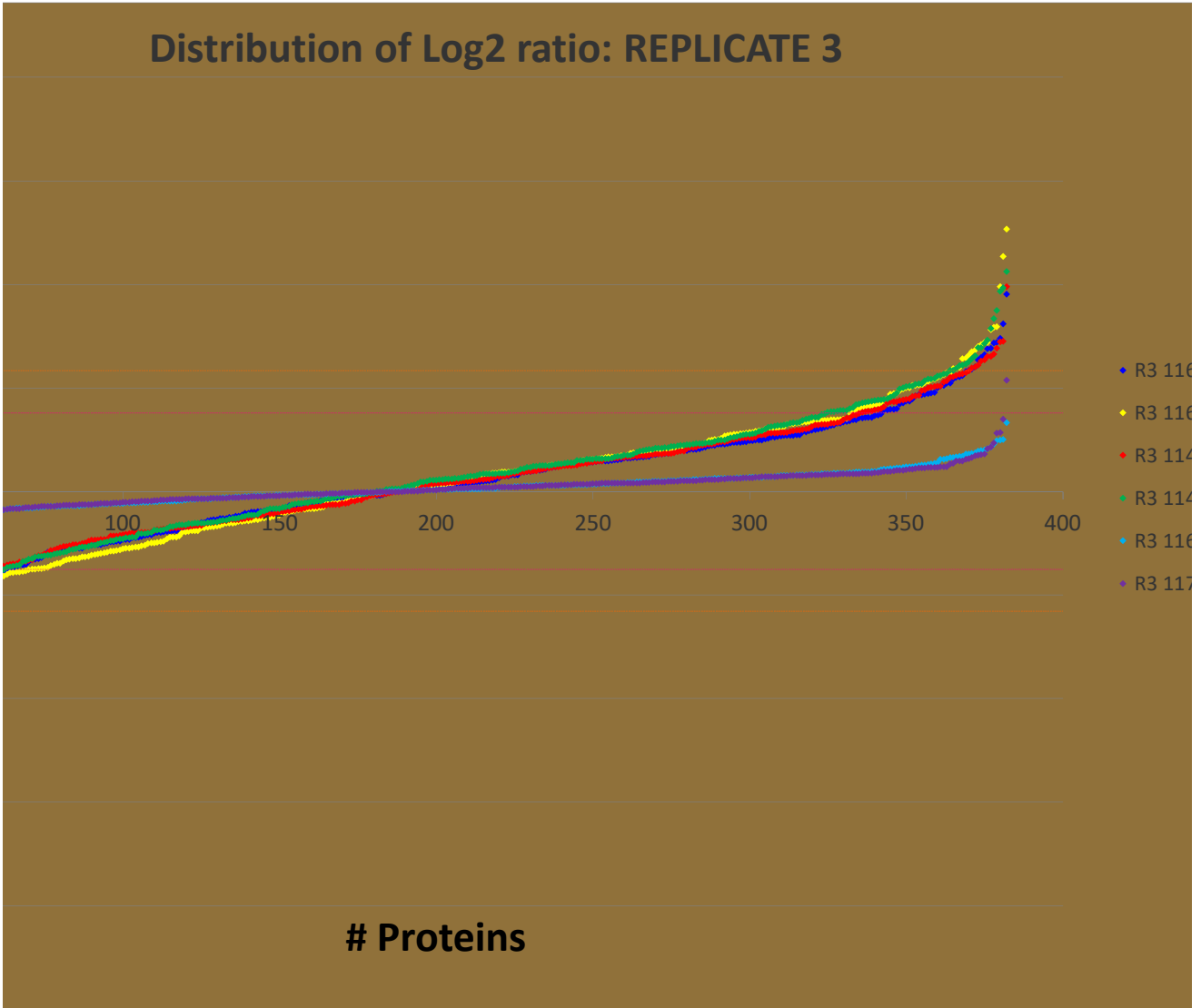
0.207	0.047	0.044
0.208	0.047	0.044
0.209	0.049	0.044
0.211	0.049	0.045
0.212	0.050	0.047
0.215	0.050	0.047
0.215	0.051	0.048
0.219	0.051	0.048
0.221	0.052	0.049
0.222	0.052	0.050
0.223	0.053	0.050
0.225	0.054	0.051
0.228	0.055	0.051
0.229	0.055	0.052
0.231	0.055	0.053
0.231	0.056	0.054
0.234	0.058	0.055
0.235	0.058	0.055
0.236	0.059	0.056
0.241	0.061	0.056
0.246	0.062	0.057
0.246	0.062	0.059
0.247	0.062	0.059
0.253	0.062	0.060
0.257	0.062	0.061
0.261	0.063	0.061
0.263	0.064	0.062
0.269	0.065	0.062
0.273	0.065	0.063
0.275	0.066	0.064
0.276	0.066	0.065
0.277	0.066	0.065
0.281	0.066	0.067
0.289	0.067	0.069
0.291	0.068	0.069
0.302	0.071	0.070
0.309	0.071	0.070
0.312	0.071	0.070
0.315	0.071	0.070
0.317	0.074	0.071
0.318	0.075	0.072
0.320	0.075	0.073
0.323	0.075	0.074
0.328	0.077	0.075
0.330	0.077	0.075
0.332	0.078	0.075
0.333	0.078	0.076
0.342	0.079	0.077
0.347	0.079	0.077
0.350	0.080	0.078
0.356	0.081	0.078
0.357	0.083	0.079
0.358	0.083	0.080
0.371	0.083	0.080

0.374	0.084	0.080
0.381	0.085	0.081
0.384	0.086	0.081
0.384	0.086	0.082
0.387	0.086	0.082
0.389	0.087	0.083
0.390	0.088	0.084
0.391	0.088	0.084
0.399	0.090	0.084
0.405	0.091	0.085
0.418	0.092	0.085
0.420	0.093	0.085
0.427	0.093	0.087
0.428	0.094	0.087
0.432	0.094	0.088
0.435	0.095	0.088
0.437	0.095	0.090
0.441	0.098	0.090
0.441	0.104	0.092
0.445	0.106	0.094
0.446	0.107	0.094
0.453	0.109	0.095
0.463	0.109	0.099
0.476	0.112	0.100
0.495	0.112	0.101
0.500	0.115	0.101
0.505	0.118	0.104
0.508	0.118	0.106
0.509	0.119	0.107
0.517	0.119	0.110
0.518	0.124	0.112
0.518	0.127	0.113
0.533	0.128	0.113
0.542	0.130	0.114
0.543	0.132	0.115
0.544	0.135	0.115
0.555	0.137	0.116
0.559	0.153	0.118
0.567	0.155	0.118
0.570	0.156	0.119
0.585	0.162	0.133
0.585	0.164	0.135
0.593	0.166	0.145
0.605	0.167	0.145
0.610	0.169	0.147
0.614	0.178	0.154
0.626	0.179	0.158
0.640	0.182	0.163
0.653	0.185	0.172
0.692	0.195	0.175
0.693	0.195	0.177
0.713	0.199	0.181
0.731	0.205	0.206
0.786	0.214	0.213

0.834	0.228	0.233
0.872	0.244	0.282
0.965	0.248	0.284
0.983	0.249	0.348
1.060	0.332	0.535



x	y
0	-0.37707
400	-0.37707
0	-0.57777
400	-0.57777



















5/117 (I/NI)

5/115 (I/NI)

4/117 (I/NI)

4/115 (I/NI)

5/114 (I/I)

7/115 (NI/NI)

0.337	0.328
0.354	0.354
0.399	0.382
0.469	0.466
0.475	0.468
0.480	0.848
0.519	0.548
0.523	0.584
0.530	0.567
0.545	0.530
0.557	0.565
0.561	0.574
0.561	0.578
0.569	0.654
0.579	0.521
0.592	0.556
0.599	0.590
0.606	0.688
0.613	0.573
0.633	0.608
0.637	0.627
0.644	0.617
0.645	0.649
0.659	0.926
0.664	0.644
0.666	0.738
0.666	0.613
0.673	0.644
0.674	0.661
0.675	0.687
0.675	0.619
0.681	0.682
0.684	0.738
0.685	0.685
0.687	0.646
0.692	0.778
0.694	0.735
0.695	0.734
0.696	0.728
0.704	0.760
0.709	0.759
0.710	0.595
0.711	0.773
0.717	0.732
0.722	0.782
0.725	0.688
0.725	0.678
0.726	0.672
0.727	0.780
0.731	0.632
0.732	0.693
0.740	0.738
0.740	0.679

0.367	0.372
0.393	0.472
0.407	0.499
0.424	0.531
0.456	0.568
0.461	0.526
0.501	0.528
0.516	0.511
0.518	0.476
0.519	0.581
0.535	0.493
0.538	0.571
0.556	0.624
0.557	0.670
0.571	0.661
0.602	0.606
0.614	0.618
0.630	0.668
0.630	0.641
0.634	0.671
0.636	0.853
0.641	0.699
0.644	0.623
0.645	0.671
0.646	0.791
0.650	0.699
0.653	0.757
0.658	0.671
0.658	0.668
0.665	0.848
0.683	0.780
0.684	0.655
0.686	0.746
0.694	1.024
0.695	0.926
0.697	0.684
0.699	0.741
0.705	0.675
0.707	0.684
0.710	0.699
0.721	0.766
0.722	0.834
0.729	0.810
0.733	0.779
0.734	0.849
0.738	0.889
0.741	0.809
0.745	0.825
0.753	0.822
0.753	0.712
0.755	0.783
0.762	0.788
0.762	0.784

0.392
0.419
0.515
0.535
0.540
0.551
0.560
0.561
0.578
0.582
0.586
0.588
0.607
0.611
0.615
0.633
0.635
0.641
0.653
0.666
0.670
0.677
0.689
0.691
0.699
0.700
0.701
0.701
0.702
0.704
0.707
0.710
0.710
0.711
0.715
0.717
0.718
0.718
0.719
0.719
0.721
0.721
0.723
0.723
0.726
0.727
0.731
0.732
0.733
0.735
0.738
0.740
0.742

0.752	0.809
0.753	0.809
0.755	0.767
0.755	0.736
0.756	0.724
0.756	0.813
0.756	0.832
0.761	0.698
0.766	0.700
0.768	0.725
0.770	0.787
0.771	0.797
0.771	0.792
0.772	0.743
0.776	0.737
0.778	0.867
0.779	0.831
0.779	0.809
0.783	0.829
0.797	0.724
0.797	0.751
0.798	0.783
0.798	0.800
0.799	0.790
0.801	0.815
0.802	0.818
0.802	0.806
0.804	0.740
0.806	0.821
0.809	0.832
0.811	0.785
0.813	0.846
0.813	0.932
0.817	0.802
0.819	0.711
0.819	0.820
0.820	0.854
0.822	0.848
0.824	0.786
0.825	0.770
0.828	0.852
0.834	0.796
0.835	0.897
0.841	0.806
0.841	0.850
0.843	1.024
0.846	0.793
0.847	0.831
0.848	0.712
0.851	0.815
0.851	0.795
0.852	0.782
0.858	0.865
0.859	0.899

0.764	0.854
0.764	0.852
0.766	0.921
0.767	0.803
0.768	0.778
0.769	0.772
0.769	0.851
0.775	0.811
0.776	1.074
0.780	0.730
0.781	0.777
0.788	0.763
0.795	0.944
0.797	1.273
0.803	0.786
0.803	0.959
0.805	0.753
0.806	0.919
0.808	0.945
0.809	0.996
0.809	0.850
0.810	0.729
0.814	0.911
0.814	0.710
0.822	0.777
0.822	0.878
0.823	0.861
0.824	0.830
0.826	0.820
0.827	0.926
0.828	0.895
0.828	0.873
0.832	0.899
0.835	0.859
0.836	0.927
0.836	0.948
0.840	0.978
0.846	0.910
0.849	0.805
0.850	0.869
0.852	0.980
0.857	0.967
0.858	0.922
0.860	0.947
0.864	0.807
0.866	0.708
0.868	0.834
0.869	0.944
0.869	0.935
0.872	0.812
0.873	0.926
0.874	0.999
0.878	0.686
0.879	0.973

0.745
0.746
0.750
0.751
0.756
0.756
0.757
0.759
0.760
0.764
0.766
0.773
0.776
0.781
0.781
0.783
0.790
0.795
0.797
0.799
0.802
0.808
0.815
0.816
0.818
0.818
0.819
0.821
0.822
0.824
0.826
0.826
0.827
0.827
0.833
0.834
0.834
0.836
0.836
0.837
0.839
0.841
0.844
0.845
0.845
0.847
0.851
0.851
0.851
0.856
0.856
0.858
0.859
0.863

0.860	0.862
0.860	0.854
0.860	0.840
0.863	0.883
0.866	0.834
0.866	0.905
0.868	0.859
0.872	0.823
0.873	0.893
0.874	0.867
0.876	0.652
0.878	0.844
0.880	0.825
0.883	1.134
0.884	1.009
0.884	0.923
0.887	0.876
0.888	1.023
0.889	0.823
0.890	0.966
0.891	0.889
0.901	0.940
0.901	0.889
0.901	0.911
0.902	0.846
0.906	0.915
0.909	0.914
0.911	0.873
0.913	0.888
0.914	0.871
0.916	1.068
0.918	0.907
0.920	1.175
0.921	0.887
0.921	0.933
0.922	0.850
0.923	1.057
0.928	0.964
0.929	0.904
0.933	0.856
0.934	0.815
0.934	1.010
0.940	1.029
0.946	0.934
0.946	1.059
0.948	0.986
0.949	0.808
0.950	1.007
0.950	1.001
0.951	0.926
0.952	1.042
0.957	0.969
0.958	1.050
0.960	1.153

0.882	0.930
0.882	0.941
0.885	1.210
0.886	0.795
0.886	0.859
0.892	0.944
0.897	0.968
0.901	0.636
0.901	0.906
0.904	0.864
0.906	0.906
0.907	0.855
0.909	0.988
0.909	0.956
0.910	1.033
0.912	0.976
0.913	0.826
0.917	0.804
0.919	0.955
0.919	0.988
0.921	0.932
0.921	0.958
0.923	0.977
0.930	1.178
0.931	0.916
0.933	0.869
0.938	0.908
0.939	0.980
0.939	0.891
0.940	0.911
0.941	0.754
0.942	1.060
0.943	0.826
0.943	0.958
0.944	0.950
0.945	1.042
0.946	1.065
0.947	1.049
0.948	0.984
0.949	0.850
0.953	0.881
0.954	0.874
0.954	1.006
0.964	0.883
0.969	0.965
0.971	1.024
0.971	0.998
0.974	0.835
0.974	0.906
0.977	0.860
0.979	1.006
0.979	1.051
0.981	1.103
0.985	1.153

0.864
0.864
0.869
0.871
0.872
0.873
0.874
0.874
0.876
0.877
0.880
0.882
0.882
0.883
0.892
0.892
0.893
0.900
0.901
0.906
0.908
0.908
0.909
0.912
0.913
0.913
0.915
0.915
0.919
0.920
0.924
0.928
0.928
0.932
0.932
0.934
0.935
0.937
0.937
0.938
0.939
0.940
0.941
0.942
0.943
0.952
0.953
0.953
0.956
0.957
0.958
0.961
0.963
0.963

0.960	0.867
0.961	0.920
0.961	1.059
0.967	0.859
0.970	0.951
0.978	0.977
0.979	0.960
0.980	0.991
0.980	0.974
0.982	1.004
0.982	0.895
0.983	0.984
0.985	0.919
0.985	0.963
0.988	0.998
0.990	0.960
0.992	0.936
0.992	1.079
1.000	0.864
1.000	0.924
1.012	0.926
1.013	0.929
1.020	0.991
1.023	0.940
1.024	0.928
1.028	1.015
1.028	1.181
1.029	1.022
1.031	0.975
1.032	1.001
1.034	1.139
1.035	1.019
1.039	1.115
1.039	0.991
1.041	0.998
1.041	0.897
1.043	0.893
1.045	1.115
1.051	1.025
1.053	1.050
1.055	1.109
1.056	0.990
1.057	1.096
1.057	0.994
1.059	1.027
1.066	0.988
1.072	1.028
1.073	0.898
1.076	1.257
1.079	1.105
1.079	0.916
1.080	0.998
1.081	1.066
1.083	1.177

0.987	1.044
0.988	0.971
0.990	1.074
0.993	1.002
0.995	1.002
0.996	1.049
1.004	1.138
1.004	1.113
1.005	0.970
1.007	1.013
1.010	1.049
1.012	1.089
1.018	1.165
1.020	0.955
1.022	1.011
1.029	0.929
1.033	1.157
1.036	1.091
1.038	0.957
1.040	1.171
1.042	0.723
1.044	1.104
1.049	1.102
1.050	1.536
1.052	1.253
1.056	1.226
1.057	1.042
1.058	1.047
1.060	1.261
1.062	1.031
1.063	1.059
1.067	1.079
1.067	1.033
1.068	1.195
1.073	1.000
1.074	0.798
1.079	0.843
1.082	1.031
1.088	1.174
1.094	1.191
1.095	1.200
1.099	1.026
1.100	1.092
1.101	1.112
1.101	0.929
1.104	1.086
1.106	1.156
1.111	0.970
1.114	1.116
1.115	1.125
1.117	1.038
1.118	1.152
1.118	1.184
1.118	0.982

0.965
0.969
0.970
0.971
0.973
0.976
0.977
0.977
0.978
0.978
0.978
0.979
0.980
0.980
0.982
0.984
0.986
0.986
0.986
0.986
0.987
0.989
0.993
0.998
1.000
1.000
1.003
1.003
1.003
1.004
1.005
1.005
1.009
1.009
1.010
1.010
1.011
1.011
1.014
1.016
1.019
1.020
1.021
1.021
1.022
1.024
1.026
1.027
1.027
1.027
1.030
1.031
1.032
1.034

1.088	1.037
1.090	1.367
1.092	0.914
1.093	1.501
1.094	1.117
1.101	1.070
1.103	1.081
1.106	1.196
1.110	1.084
1.112	0.931
1.114	1.195
1.115	1.191
1.116	1.628
1.122	1.044
1.123	1.126
1.130	0.999
1.132	1.048
1.134	1.091
1.136	1.489
1.140	1.290
1.140	1.063
1.143	1.197
1.144	1.361
1.147	1.088
1.148	0.994
1.148	1.158
1.152	1.156
1.155	1.216
1.156	1.170
1.163	1.163
1.164	1.001
1.166	1.090
1.168	1.124
1.174	1.082
1.174	1.084
1.174	1.093
1.175	1.136
1.175	1.121
1.176	1.165
1.178	1.170
1.179	1.127
1.197	1.002
1.197	1.018
1.200	1.108
1.201	1.111
1.202	1.133
1.202	1.139
1.203	1.242
1.204	1.168
1.206	1.186
1.216	1.019
1.226	1.131
1.228	1.242
1.230	1.038

1.120	1.210
1.128	0.996
1.130	1.151
1.130	1.165
1.133	0.967
1.138	0.956
1.138	1.059
1.139	1.065
1.140	1.155
1.141	0.896
1.142	1.071
1.148	1.381
1.150	1.200
1.161	1.145
1.163	1.273
1.165	1.009
1.177	1.159
1.179	1.160
1.182	1.350
1.183	1.361
1.190	1.347
1.198	1.129
1.198	0.896
1.199	1.055
1.200	1.176
1.205	1.324
1.205	1.447
1.210	1.280
1.210	1.231
1.214	1.249
1.214	1.364
1.214	1.217
1.217	1.192
1.221	1.008
1.221	0.924
1.238	1.307
1.242	1.248
1.243	1.343
1.244	1.111
1.247	1.352
1.248	1.121
1.253	1.425
1.254	1.137
1.258	1.050
1.269	1.224
1.271	1.129
1.275	1.211
1.282	0.849
1.288	1.152
1.289	1.290
1.290	1.088
1.290	1.373
1.293	1.319
1.295	1.197

1.035
1.035
1.038
1.040
1.045
1.051
1.053
1.053
1.055
1.055
1.056
1.063
1.066
1.068
1.069
1.070
1.072
1.073
1.074
1.076
1.082
1.084
1.086
1.089
1.092
1.093
1.095
1.097
1.098
1.098
1.101
1.101
1.102
1.102
1.103
1.103
1.106
1.106
1.107
1.107
1.108
1.110
1.111
1.113
1.118
1.118
1.118
1.119
1.120
1.121
1.121
1.123
1.125
1.129

1.231	1.142
1.234	1.223
1.236	1.006
1.238	1.307
1.248	1.247
1.255	1.160
1.259	1.164
1.260	0.992
1.268	1.149
1.268	1.215
1.273	1.234
1.277	1.261
1.279	1.181
1.282	1.195
1.283	1.414
1.288	1.118
1.292	1.198
1.296	1.276
1.297	1.149
1.300	1.218
1.306	1.259
1.312	1.667
1.317	1.278
1.318	0.913
1.322	1.221
1.322	1.309
1.326	1.175
1.334	1.276
1.341	1.264
1.342	1.371
1.343	1.286
1.345	1.134
1.358	1.183
1.361	1.152
1.366	1.564
1.367	1.310
1.368	1.404
1.372	1.428
1.375	1.174
1.378	0.882
1.380	1.318
1.382	1.604
1.386	0.901
1.386	1.390
1.391	1.401
1.408	1.317
1.411	1.542
1.415	1.367
1.417	1.436
1.418	1.271
1.429	1.516
1.436	1.080
1.436	1.205
1.437	1.098

1.296	1.212
1.299	1.325
1.306	1.241
1.310	1.163
1.312	1.205
1.314	1.439
1.314	1.246
1.327	1.067
1.333	1.284
1.344	1.200
1.344	1.272
1.345	1.132
1.348	1.143
1.349	1.229
1.357	1.634
1.366	1.319
1.367	1.306
1.370	0.980
1.372	1.321
1.378	1.514
1.379	1.065
1.384	1.305
1.390	1.587
1.398	1.337
1.420	1.706
1.436	1.573
1.438	1.323
1.441	0.895
1.459	0.894
1.463	1.473
1.472	1.571
1.475	1.486
1.482	1.512
1.485	1.242
1.509	1.572
1.519	1.318
1.520	1.669
1.543	1.018
1.544	1.524
1.546	1.263
1.556	1.361
1.556	1.498
1.557	1.541
1.584	1.427
1.620	1.773
1.628	1.341
1.655	1.598
1.879	1.769
1.885	1.831
1.943	1.790
2.058	1.685

1.130
1.132
1.134
1.134
1.136
1.144
1.144
1.145
1.145
1.146
1.146
1.150
1.150
1.151
1.152
1.157
1.159
1.165
1.165
1.167
1.170
1.171
1.171
1.174
1.174
1.177
1.178
1.179
1.181
1.181
1.185
1.185
1.186
1.186
1.187
1.191
1.194
1.197
1.199
1.200
1.204
1.205
1.205
1.205
1.206
1.208
1.208
1.220
1.220
1.223
1.226
1.229
1.231
1.233

1.443	1.317
1.468	1.400
1.480	1.440
1.483	1.628
1.485	1.446
1.509	1.448
1.511	1.625
1.520	1.664
1.533	1.342
1.540	1.409
1.550	1.574
1.560	1.580
1.564	1.424
1.570	1.465
1.577	1.307
1.580	1.373
1.581	1.442
1.588	1.386
1.597	1.078
1.597	1.369
1.613	1.832
1.622	1.530
1.622	1.099
1.633	1.268
1.655	1.551
1.677	1.536
1.692	1.551
1.757	1.448
1.781	1.623
1.782	1.644
1.788	1.524
1.790	1.537
1.833	1.447
1.840	1.321
1.859	1.720
1.881	1.783
1.896	1.507
2.091	2.023
2.496	2.259
2.590	2.339
2.595	2.102
2.645	2.321
2.655	1.929
2.694	2.331
5.624	4.072
11.855	5.531

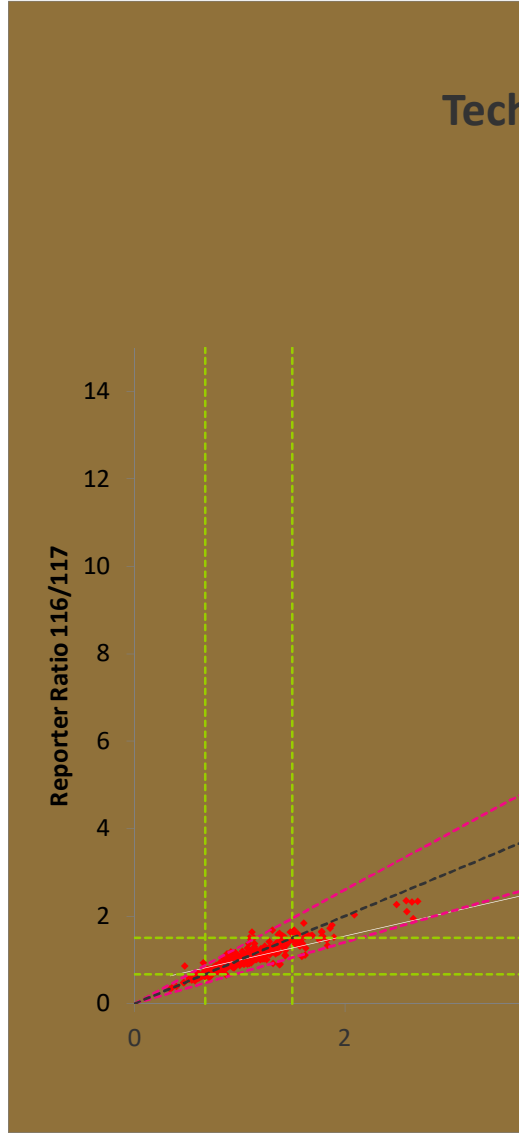
1.239
1.241
1.246
1.248
1.255
1.255
1.261
1.264
1.266
1.270
1.272
1.277
1.278
1.279
1.281
1.281
1.287
1.291
1.297
1.314
1.314
1.315
1.315
1.318
1.340
1.344
1.352
1.352
1.362
1.376
1.380
1.381
1.383
1.385
1.388
1.391
1.413
1.422
1.425
1.435
1.436
1.455
1.466
1.467
1.472
1.493
1.500
1.505
1.517
1.552
1.564
1.579
1.610
1.615



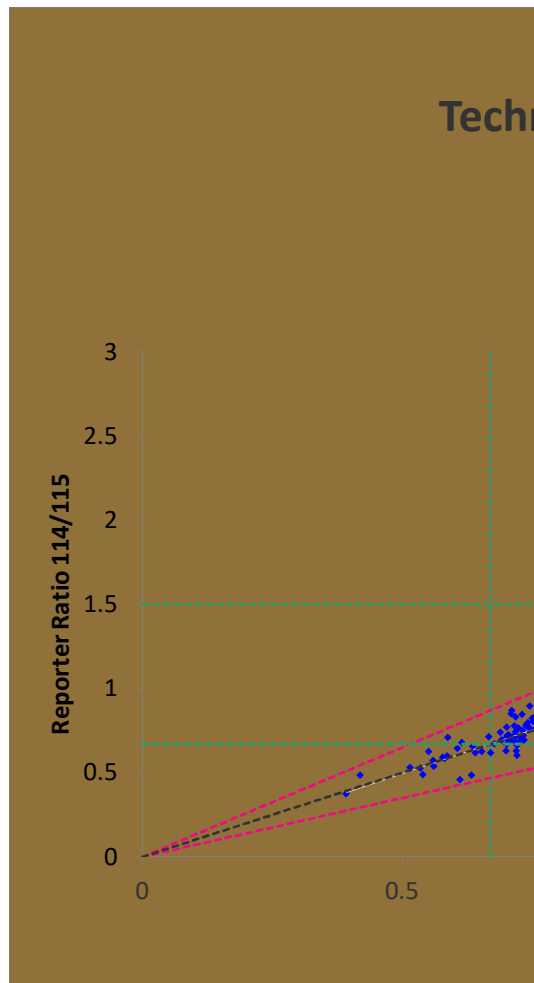
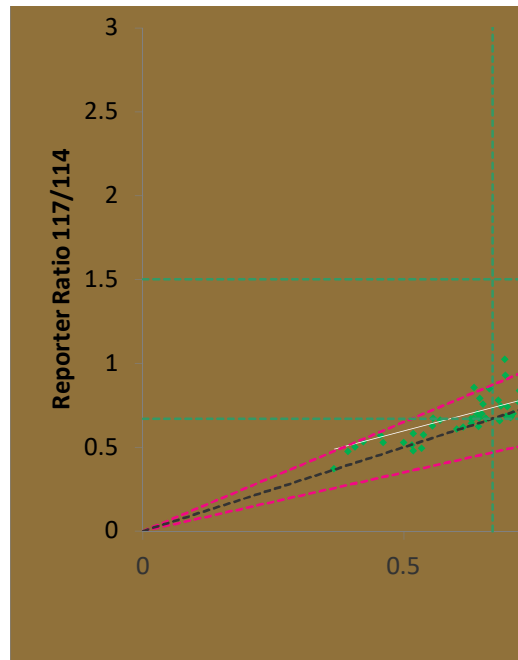
1.644
1.644
1.669
1.751
1.933

0.373
0.484
0.528
0.527
0.488
0.623
0.572
0.538
0.589
0.582
0.599
0.709
0.644
0.459
0.679
0.484
0.656
0.617
0.625
0.714
0.617
0.670
0.738
0.691
0.703
0.627
0.666
0.769
0.720
0.723
0.690
0.848
0.868
0.712
0.777
0.717
0.683
0.740
0.830
0.627
0.662
0.602
0.764
0.672
0.674
0.709
0.844
0.750
0.719
0.692
0.781
0.775
0.797

0	0	0	0
15	10.5	15	19.5



0.893
0.759
0.822
0.804
0.835
0.763
0.803
0.810
0.734
0.805
0.871
0.733
0.857
0.762
0.777
0.825
0.817
0.746
0.768
0.746
0.755
0.868
0.834
0.752
0.856
0.741
0.900
0.807
0.841
0.814
0.828
0.753
0.707
0.858
0.951
0.808
0.743
0.815
0.868
0.735
0.779
0.960
0.806
0.792
0.832
0.764
0.880
0.899
0.891
0.883
0.790
0.837
0.857
0.799



0.842
0.878
0.761
0.990
0.923
0.878
1.008
0.948
0.852
0.907
0.957
0.894
0.962
0.900
0.899
0.923
0.830
0.963
0.990
0.878
0.901
0.889
0.913
0.985
1.011
0.933
0.887
0.944
0.823
0.948
0.850
0.919
0.902
0.924
0.965
0.919
0.971
0.941
0.911
1.224
0.967
0.906
0.869
0.899
0.896
1.078
0.979
0.999
1.233
0.853
0.847
1.006
0.960
1.058

0.813
0.942
1.051
0.985
1.088
1.146
1.007
0.894
0.957
1.001
0.943
0.992
0.991
1.037
1.032
0.936
0.967
0.988
1.050
0.914
0.912
1.053
0.925
0.944
1.007
1.043
0.908
1.125
1.019
1.041
0.975
1.061
1.042
1.047
0.988
0.994
0.995
1.090
0.965
1.161
1.042
1.015
1.060
1.128
1.473
0.983
1.112
1.115
0.986
1.049
1.098
0.999
1.032
1.037

1.115
1.062
1.017
1.062
1.123
1.060
1.038
1.096
0.897
1.061
1.132
1.068
1.034
1.143
1.156
1.039
1.089
1.087
1.108
1.084
1.150
1.114
1.352
1.051
1.260
1.082
1.070
1.118
1.042
1.089
1.158
1.067
1.114
1.101
1.164
1.128
1.060
1.109
1.091
1.212
1.174
1.022
1.129
1.009
1.125
1.296
0.981
1.078
1.090
1.093
1.169
1.166
1.186
1.109

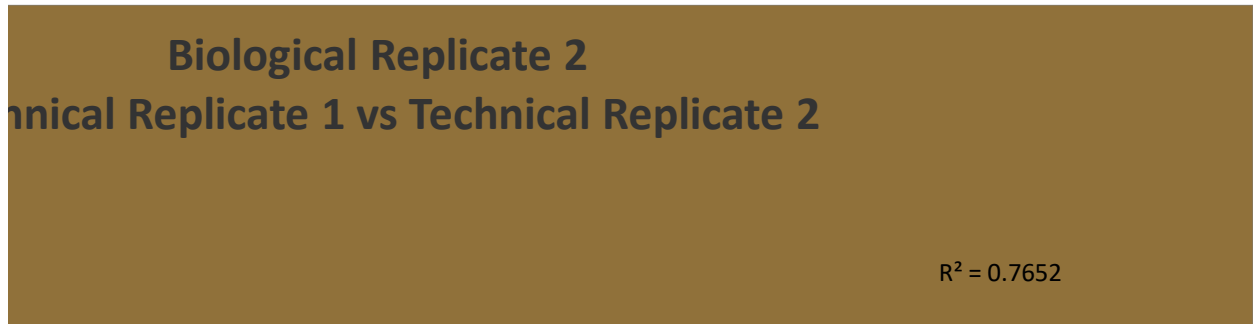
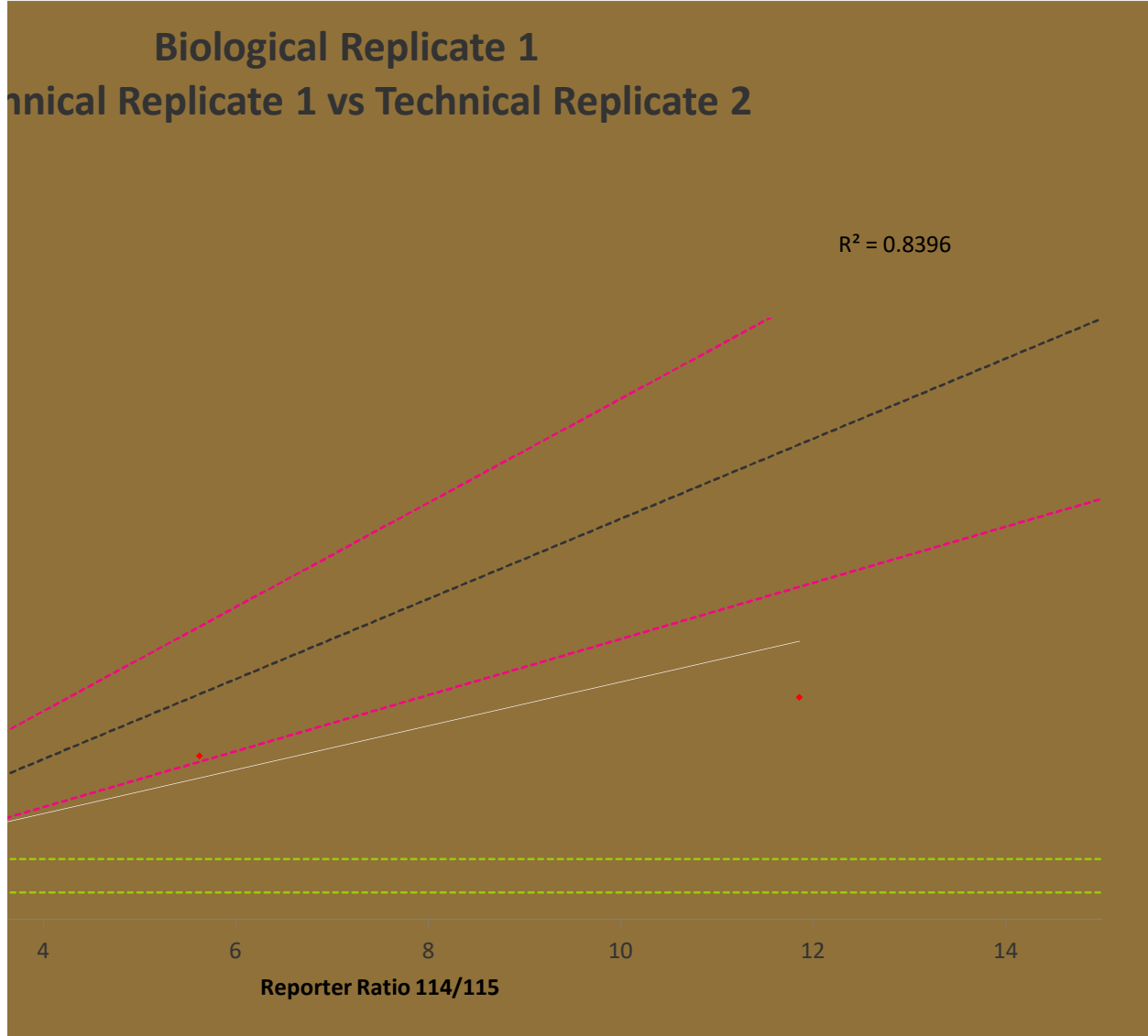
1.447
1.044
1.308
1.187
1.158
1.191
1.168
0.976
1.113
1.100
1.114
1.177
1.155
0.899
1.172
1.182
1.200
1.155
1.311
1.251
1.195
1.205
1.167
1.210
1.246
1.354
1.095
1.064
1.178
1.319
1.369
1.293
1.215
1.025
1.138
1.391
1.199
1.149
1.338
1.346
1.176
1.211
1.099
1.259
1.281
1.255
1.174
1.222
1.280
1.248
1.246
1.062
1.257
1.244

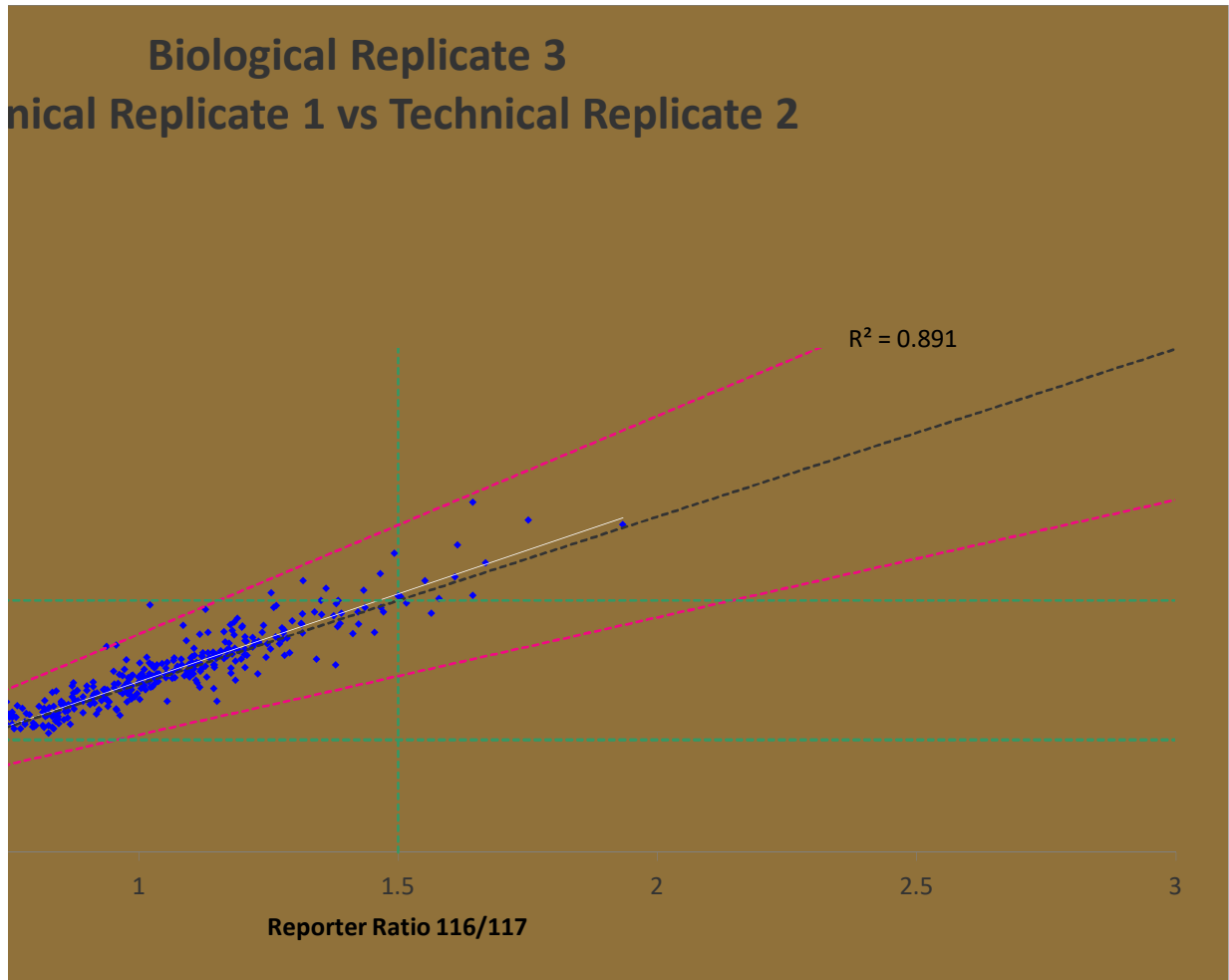
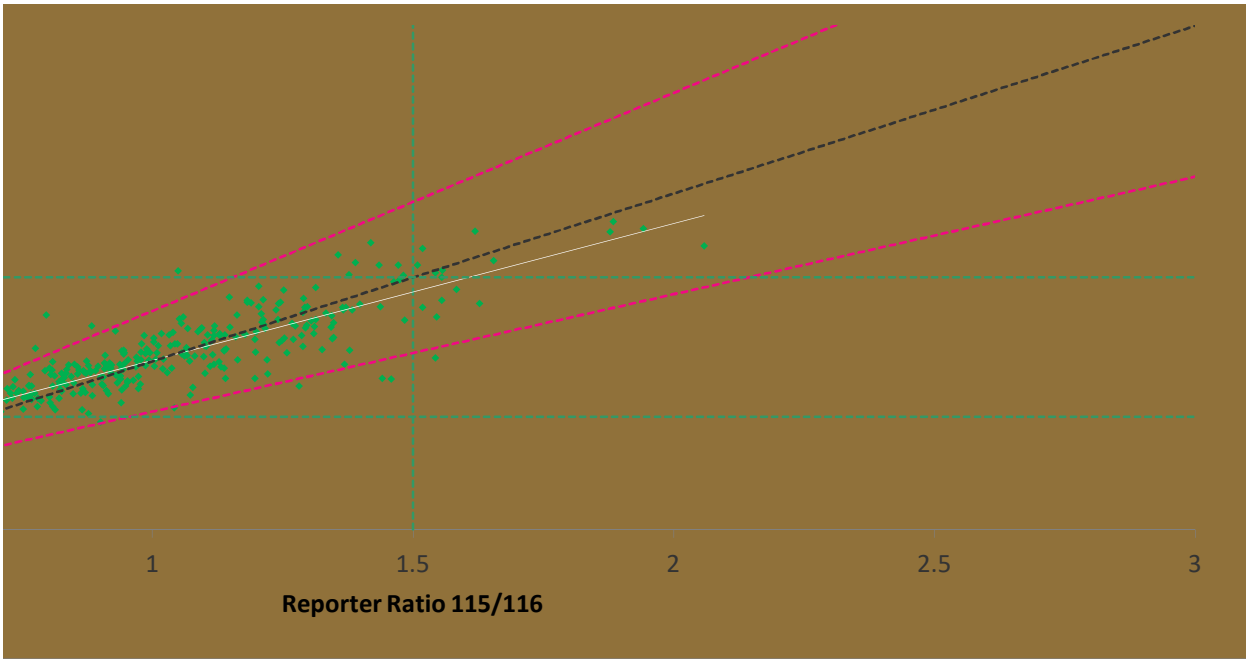
1.310
1.349
1.161
1.241
1.208
1.543
1.457
1.282
1.469
1.272
1.239
1.336
1.267
1.305
1.324
1.171
1.275
1.186
1.378
1.361
1.358
1.419
1.305
1.617
1.432
1.150
1.500
1.414
1.573
1.409
1.115
1.481
1.344
1.500
1.363
1.422
1.303
1.431
1.358
1.558
1.456
1.309
1.660
1.458
1.432
1.782
1.526
1.521
1.484
1.616
1.423
1.509
1.639
1.830



1.531
2.084
1.724
1.976
1.952

0	0	0	1.5	0	0.67	0.67	0
15	15	15	1.5	15	0.67	0.67	15
		1.5	0				
		1.5	15				











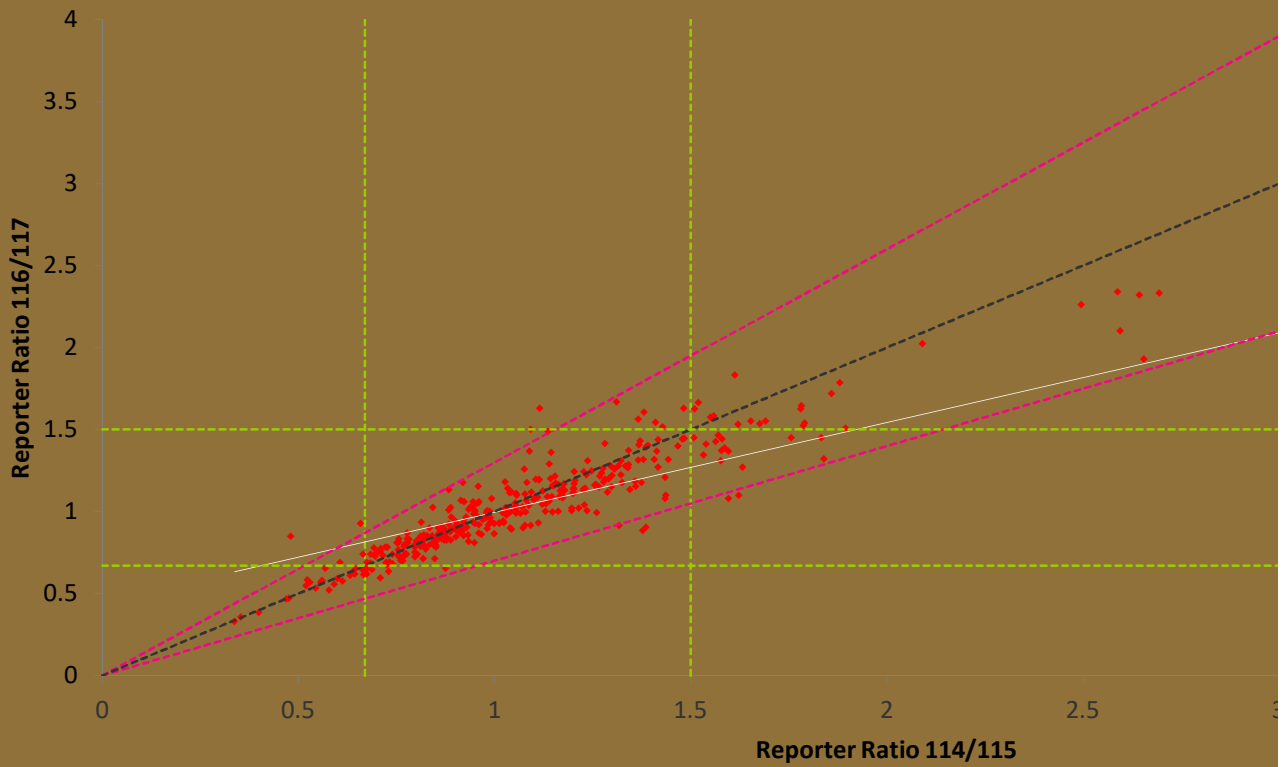








# Biological Replicate 1 Technical Replicate 1 vs Technical Replicate 2









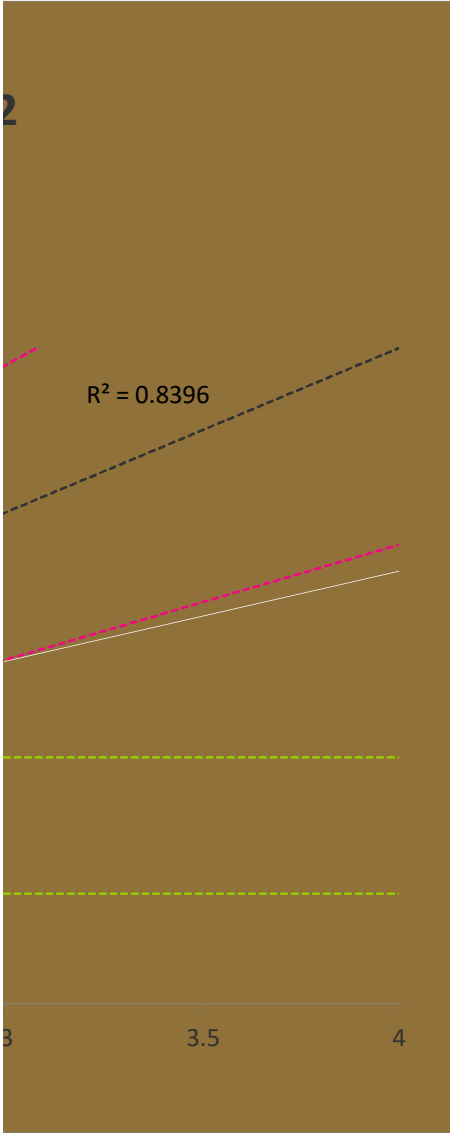












0.35	0.42	0.35	0.38	0.37	0.45
0.39	0.69	0.39	0.63	0.42	0.38
0.47	0.52	0.47	0.66	0.44	0.54
0.54	0.62	0.47	0.60	0.50	0.52
0.54	0.47	0.54	0.70	0.51	0.59
0.55	0.68	0.55	0.54	0.52	0.60
0.55	0.76	0.55	0.70	0.55	0.64
0.56	0.44	0.55	0.89	0.60	0.77
0.57	0.50	0.56	0.54	0.60	0.81
0.57	0.51	0.57	0.52	0.62	0.71
0.59	0.62	0.57	0.59	0.62	0.64
0.61	0.75	0.57	0.65	0.62	0.59
0.61	0.55	0.59	0.71	0.62	0.70
0.62	0.76	0.61	0.82	0.64	0.53
0.63	0.66	0.61	0.64	0.66	0.79
0.63	0.72	0.62	0.68	0.66	0.71
0.63	0.95	0.63	0.71	0.67	0.65
0.64	0.89	0.63	0.88	0.67	0.75
0.65	1.07	0.63	0.96	0.67	0.78
0.65	0.64	0.64	0.71	0.67	0.73
0.65	0.71	0.65	0.73	0.68	0.54
0.66	0.66	0.65	0.59	0.69	0.63
0.66	0.90	0.66	0.79	0.70	0.79
0.67	0.78	0.66	0.92	0.70	0.75
0.67	0.79	0.67	0.79	0.70	0.73
0.68	0.70	0.67	0.75	0.71	0.59
0.68	0.92	0.68	0.75	0.72	0.50
0.68	0.73	0.68	0.82	0.72	0.88
0.69	0.87	0.68	0.75	0.73	0.75
0.70	1.14	0.69	0.79	0.73	0.79
0.70	0.90	0.70	0.83	0.74	0.72
0.70	0.81	0.70	0.70	0.75	0.82
0.71	1.03	0.70	0.71	0.75	0.83
0.71	0.77	0.71	0.72	0.76	0.68
0.71	0.87	0.71	0.77	0.76	0.70
0.71	0.67	0.71	0.89	0.76	0.84
0.72	0.80	0.71	0.82	0.76	0.92
0.72	0.67	0.71	0.73	0.76	0.84
0.73	0.62	0.72	0.71	0.77	0.69
0.74	0.93	0.72	0.78	0.77	0.93
0.74	0.70	0.73	0.59	0.77	0.86
0.74	0.75	0.74	0.96	0.77	0.89
0.74	0.79	0.74	0.85	0.78	0.79
0.74	0.67	0.74	0.73	0.78	0.82
0.75	0.83	0.74	0.83	0.78	0.77
0.75	0.99	0.74	0.78	0.78	0.95
0.75	0.84	0.74	0.65	0.79	0.91
0.75	0.78	0.75	0.88	0.79	0.75
0.76	0.76	0.75	1.08	0.79	0.78
0.76	1.06	0.75	0.70	0.79	0.93
0.76	0.77	0.75	0.80	0.79	0.79
0.77	0.92	0.75	0.95	0.80	0.92
0.77	1.14	0.76	0.84	0.80	0.71

0.77	0.70	0.76	0.79	0.81	0.66
0.79	0.60	0.76	0.85	0.81	0.72
0.79	0.92	0.76	0.69	0.81	0.97
0.79	1.26	0.77	0.97	0.81	0.89
0.79	0.62	0.77	1.21	0.81	0.71
0.79	0.97	0.77	0.79	0.82	0.77
0.79	0.74	0.79	0.81	0.82	0.95
0.79	0.81	0.79	0.80	0.82	0.84
0.79	0.94	0.79	0.64	0.82	1.69
0.80	0.91	0.79	0.92	0.83	0.82
0.80	1.18	0.79	0.72	0.83	0.88
0.80	0.82	0.79	0.72	0.83	0.87
0.80	0.81	0.79	0.80	0.83	0.88
0.80	1.26	0.80	1.10	0.84	0.89
0.80	0.92	0.80	0.95	0.84	0.78
0.80	0.91	0.80	0.97	0.84	1.02
0.81	0.76	0.80	0.70	0.84	0.70
0.81	0.78	0.80	1.10	0.84	0.99
0.81	0.86	0.80	0.91	0.85	0.89
0.81	0.86	0.81	0.84	0.85	0.98
0.81	0.79	0.81	0.77	0.85	0.86
0.82	0.90	0.81	0.77	0.85	0.97
0.82	0.82	0.81	1.11	0.85	0.84
0.82	0.90	0.81	0.91	0.86	1.11
0.82	0.92	0.82	0.91	0.86	1.05
0.83	0.60	0.82	0.77	0.86	0.77
0.83	1.18	0.82	1.25	0.86	0.73
0.83	0.86	0.82	0.96	0.87	1.10
0.83	0.81	0.83	0.77	0.87	0.82
0.83	0.92	0.83	0.90	0.87	0.79
0.84	0.90	0.83	0.75	0.88	0.93
0.84	0.93	0.83	0.73	0.88	1.22
0.84	0.95	0.83	0.66	0.88	1.04
0.84	1.25	0.83	1.00	0.88	1.01
0.85	1.24	0.84	0.99	0.88	1.04
0.85	0.90	0.84	0.77	0.89	0.71
0.85	0.85	0.84	0.82	0.89	0.87
0.86	0.80	0.84	1.01	0.89	0.95
0.86	0.92	0.85	0.96	0.89	1.10
0.86	1.07	0.85	1.08	0.90	0.70
0.86	0.79	0.85	0.86	0.90	0.91
0.87	0.88	0.86	0.92	0.90	0.92
0.87	0.92	0.86	0.94	0.90	0.96
0.87	0.98	0.86	1.12	0.90	0.99
0.87	0.88	0.86	0.93	0.90	1.25
0.88	1.28	0.86	0.82	0.90	1.23
0.88	0.84	0.87	1.01	0.90	1.07
0.88	0.81	0.87	1.02	0.90	1.16
0.88	1.31	0.87	0.87	0.91	0.91
0.89	1.28	0.87	0.89	0.91	1.03
0.89	0.79	0.87	1.04	0.91	0.91
0.89	0.94	0.88	0.79	0.91	1.01
0.89	0.87	0.88	0.89	0.91	1.10
0.90	1.01	0.88	0.89	0.92	1.00

0.90	0.93	0.88	1.05	0.92	1.02
0.90	1.53	0.89	0.76	0.92	1.06
0.90	0.83	0.89	0.79	0.92	0.96
0.90	1.01	0.89	1.01	0.92	0.80
0.90	1.18	0.89	1.10	0.92	0.82
0.91	0.96	0.90	0.85	0.92	1.02
0.91	0.84	0.90	0.92	0.92	0.93
0.91	0.77	0.90	0.88	0.92	1.10
0.91	0.72	0.90	0.81	0.92	0.94
0.91	0.93	0.90	1.43	0.92	0.97
0.92	1.03	0.91	0.73	0.93	0.91
0.92	0.83	0.91	0.79	0.93	0.94
0.92	0.93	0.91	0.78	0.93	1.01
0.92	1.02	0.91	0.86	0.93	0.77
0.93	1.57	0.91	0.50	0.93	0.85
0.93	0.85	0.91	0.92	0.93	0.92
0.93	1.03	0.92	0.99	0.94	1.01
0.93	0.89	0.92	0.82	0.94	0.80
0.94	0.83	0.92	1.01	0.94	1.17
0.95	1.06	0.92	1.09	0.95	0.82
0.95	0.37	0.93	0.97	0.95	1.09
0.95	1.58	0.93	0.84	0.95	0.96
0.95	0.77	0.93	1.03	0.96	0.73
0.96	0.85	0.93	0.70	0.96	0.90
0.96	0.92	0.93	1.13	0.96	1.16
0.96	0.84	0.93	1.10	0.97	0.92
0.96	0.89	0.94	0.87	0.97	0.92
0.96	0.96	0.95	0.87	0.97	1.09
0.97	1.03	0.95	0.45	0.97	1.11
0.97	1.01	0.95	1.10	0.98	0.87
0.97	1.09	0.95	0.93	0.99	1.12
0.97	0.91	0.96	0.97	0.99	1.01
0.97	1.22	0.96	0.93	0.99	1.08
0.98	0.76	0.96	1.02	0.99	0.90
0.98	1.08	0.96	0.87	1.00	1.17
0.98	0.82	0.96	0.90	1.00	1.12
0.98	0.93	0.97	1.05	1.00	1.74
0.99	1.27	0.97	0.83	1.00	1.07
0.99	0.51	0.97	1.02	1.00	1.06
0.99	1.00	0.97	1.16	1.00	0.87
1.00	0.84	0.97	1.09	1.01	0.85
1.00	0.91	0.97	0.95	1.01	0.81
1.00	1.00	0.98	0.92	1.01	1.16
1.00	1.04	0.98	1.08	1.01	1.49
1.00	1.16	0.98	0.84	1.02	1.09
1.00	1.20	0.98	0.94	1.02	1.22
1.00	1.22	0.99	1.37	1.03	0.77
1.00	0.93	0.99	0.78	1.03	1.02
1.00	1.04	0.99	1.17	1.03	0.99
1.00	1.87	1.00	0.99	1.03	1.03
1.01	0.91	1.00	1.06	1.04	1.13
1.01	0.88	1.00	0.96	1.04	1.09
1.01	0.88	1.00	0.96	1.04	0.80
1.02	0.85	1.00	0.99	1.04	1.05

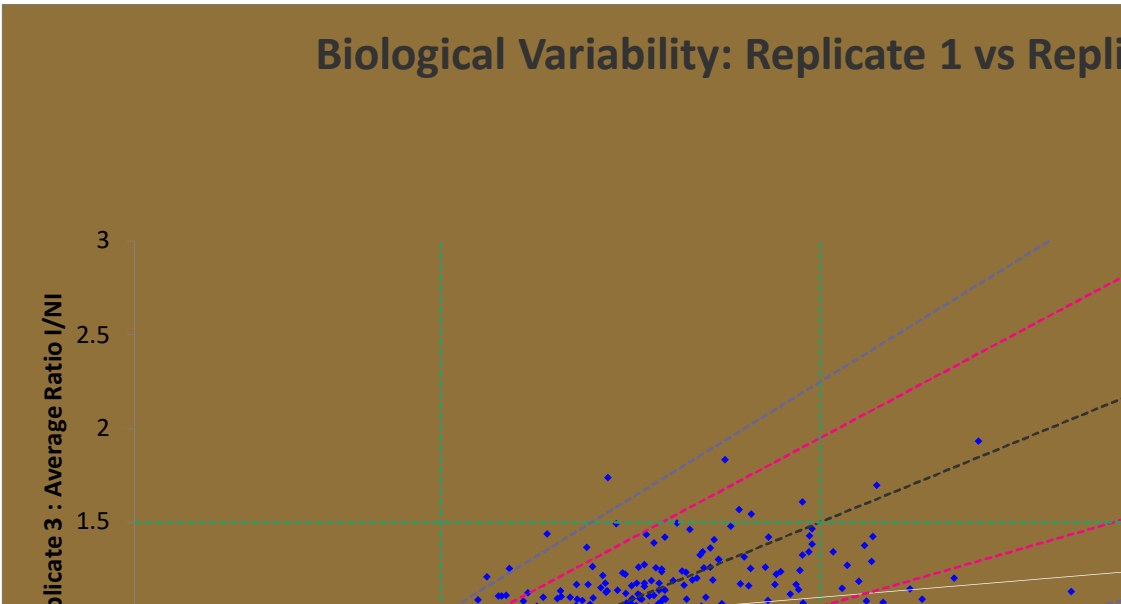
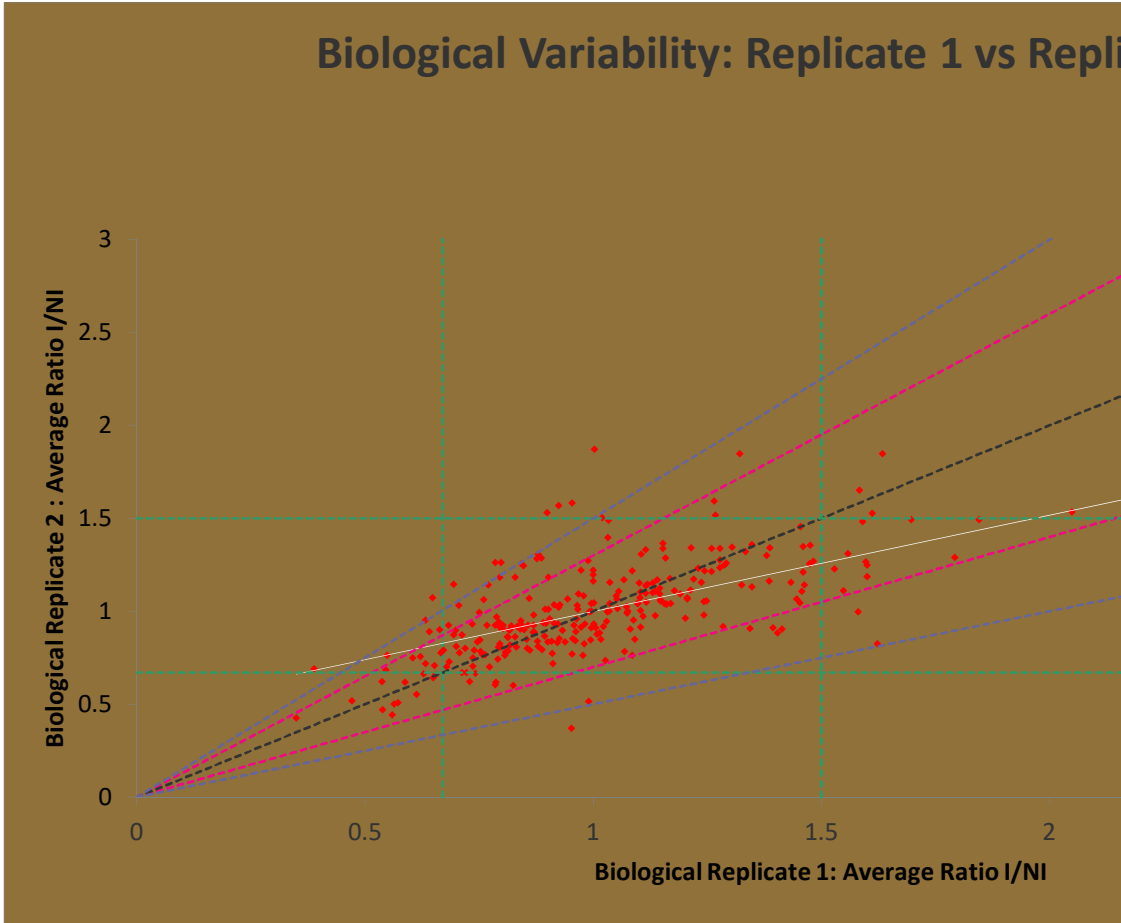
1.02	1.50	1.00	1.01	1.04	1.01
1.02	0.92	1.00	0.91	1.04	0.96
1.03	0.73	1.00	1.26	1.04	0.81
1.03	0.94	1.00	1.09	1.04	1.17
1.03	1.00	1.01	1.03	1.04	1.00
1.03	1.40	1.01	0.93	1.04	1.26
1.03	1.49	1.01	1.04	1.05	1.14
1.04	1.00	1.02	0.98	1.05	0.97
1.04	1.04	1.02	1.15	1.05	1.34
1.04	1.16	1.02	1.02	1.05	1.14
1.05	1.08	1.02	1.21	1.05	1.10
1.05	1.07	1.03	0.79	1.06	1.17
1.05	1.01	1.03	1.17	1.06	0.85
1.06	1.11	1.03	1.12	1.06	0.87
1.07	1.17	1.03	1.13	1.07	1.04
1.07	0.78	1.03	1.13	1.07	1.17
1.07	1.02	1.04	1.74	1.07	1.23
1.08	0.99	1.04	0.81	1.07	1.12
1.08	1.00	1.04	0.90	1.07	1.27
1.08	0.90	1.05	0.99	1.07	1.09
1.09	1.22	1.05	1.04	1.07	1.26
1.09	0.76	1.05	1.49	1.07	0.73
1.09	0.95	1.06	1.14	1.08	1.08
1.09	0.85	1.07	1.23	1.08	0.99
1.10	1.04	1.07	1.22	1.09	1.06
1.10	1.04	1.08	1.12	1.09	1.09
1.10	1.15	1.08	1.07	1.09	0.92
1.10	1.07	1.08	1.07	1.10	1.17
1.10	0.91	1.09	1.06	1.10	1.19
1.10	1.00	1.09	1.16	1.10	0.93
1.10	1.10	1.09	1.09	1.11	1.14
1.11	1.31	1.09	0.89	1.11	1.39
1.11	0.97	1.10	1.05	1.11	0.98
1.12	1.10	1.10	1.17	1.11	1.15
1.12	1.33	1.10	1.12	1.11	1.19
1.12	1.14	1.10	1.26	1.11	0.95
1.12	1.05	1.10	1.01	1.12	1.06
1.12	1.14	1.10	0.87	1.13	0.91
1.13	1.10	1.10	0.93	1.13	1.25
1.13	1.15	1.11	1.09	1.14	1.15
1.14	1.11	1.11	1.11	1.14	1.17
1.14	0.97	1.11	1.09	1.14	1.21
1.14	1.17	1.12	1.17	1.14	1.07
1.15	1.09	1.12	1.27	1.14	0.83
1.15	1.12	1.12	1.15	1.14	1.43
1.15	1.05	1.12	0.97	1.15	1.19
1.15	1.06	1.12	1.43	1.15	1.12
1.15	1.34	1.12	1.05	1.16	1.32
1.15	1.37	1.13	1.11	1.16	1.11
1.16	1.04	1.13	1.19	1.16	0.90
1.16	1.28	1.14	1.39	1.16	0.96
1.16	1.04	1.14	1.11	1.16	1.08
1.16	1.04	1.14	1.25	1.17	1.25
1.17	1.18	1.15	1.06	1.17	1.23

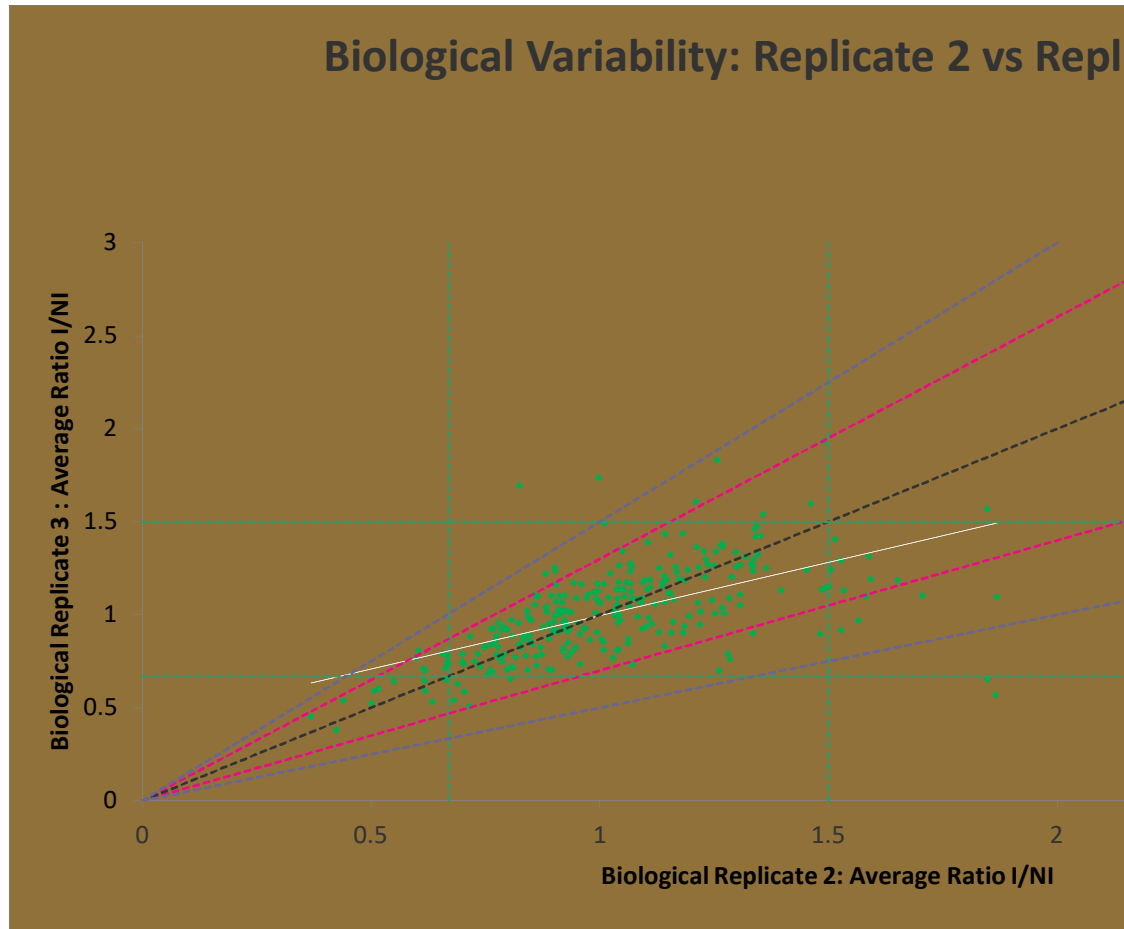
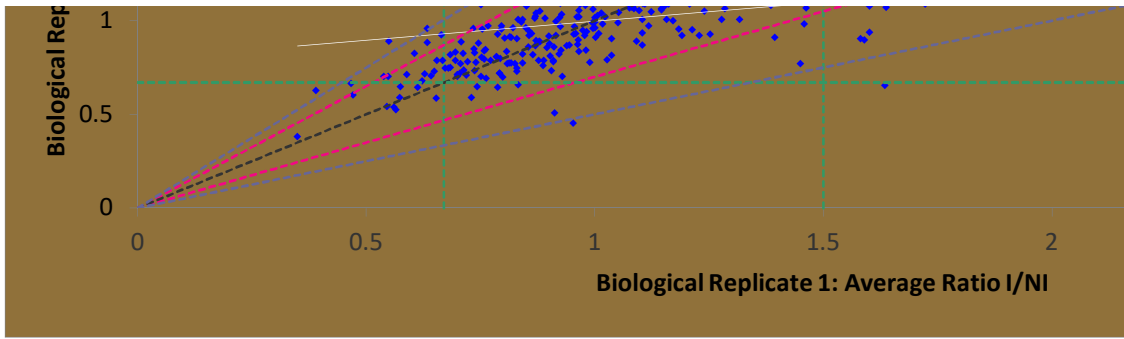
1.17	1.04	1.15	1.06	1.17	1.19
1.18	1.11	1.15	1.14	1.18	1.43
1.19	1.09	1.15	1.17	1.18	0.90
1.20	0.96	1.15	1.24	1.19	1.18
1.21	1.07	1.15	1.25	1.19	0.94
1.21	1.07	1.15	1.08	1.19	1.24
1.21	1.11	1.16	1.01	1.20	0.99
1.22	1.34	1.16	1.09	1.21	1.61
1.22	1.17	1.16	1.13	1.21	1.36
1.23	1.23	1.16	1.42	1.22	1.06
1.24	1.16	1.16	1.09	1.22	1.25
1.24	0.98	1.17	1.00	1.22	0.95
1.24	1.05	1.18	1.19	1.22	1.01
1.25	1.22	1.18	0.95	1.23	1.34
1.25	1.05	1.19	1.49	1.23	1.20
1.26	1.34	1.19	0.92	1.23	1.30
1.26	1.21	1.20	1.24	1.24	1.27
1.27	1.59	1.20	1.16	1.24	1.27
1.27	1.51	1.21	1.23	1.25	1.08
1.28	1.27	1.21	1.09	1.25	1.26
1.28	1.34	1.21	0.95	1.25	1.01
1.28	1.23	1.22	1.46	1.25	1.34
1.28	0.92	1.22	1.19	1.26	1.83
1.29	1.25	1.23	0.92	1.26	0.70
1.29	1.26	1.23	1.20	1.27	1.37
1.30	1.34	1.24	1.32	1.27	1.37
1.32	1.85	1.24	1.05	1.27	1.38
1.33	1.14	1.24	1.34	1.27	1.04
1.33	1.32	1.25	1.25	1.27	1.37
1.34	0.90	1.25	1.10	1.27	1.01
1.35	1.13	1.25	0.93	1.28	0.79
1.35	1.36	1.26	1.26	1.28	1.09
1.38	1.30	1.26	1.36	1.28	0.76
1.39	1.16	1.27	1.19	1.29	1.20
1.39	1.34	1.27	1.40	1.30	1.33
1.39	0.91	1.28	1.01	1.30	1.26
1.40	0.88	1.28	1.30	1.31	1.11
1.41	0.90	1.28	1.30	1.31	1.05
1.43	1.16	1.28	1.06	1.31	1.27
1.45	1.07	1.29	1.83	1.32	1.31
1.45	1.05	1.30	1.48	1.33	1.27
1.46	1.45	1.32	1.01	1.34	0.90
1.46	1.11	1.32	1.56	1.34	1.24
1.46	1.21	1.33	1.17	1.34	1.26
1.46	1.35	1.33	1.31	1.34	1.23
1.46	1.14	1.34	1.16	1.34	1.30
1.48	1.25	1.35	1.25	1.34	1.46
1.48	1.35	1.35	1.54	1.34	1.42
1.48	1.27	1.38	1.26	1.34	1.48
1.53	1.23	1.39	1.08	1.35	1.32
1.55	1.11	1.39	1.42	1.35	1.42
1.56	1.31	1.39	0.91	1.36	1.54
1.58	0.99	1.40	1.16	1.37	1.25
1.58	1.65	1.40	1.22	1.40	1.13

1.59	1.48	1.41	1.23	1.45	1.24
1.60	1.27	1.43	1.11	1.46	1.60
1.60	1.25	1.45	1.17	1.48	0.89
1.60	1.19	1.45	0.77	1.49	1.13
1.61	1.53	1.45	1.14	1.49	1.93
1.62	0.82	1.46	1.24	1.49	1.14
1.63	1.85	1.46	0.98	1.50	1.15
1.70	1.49	1.46	1.61	1.51	1.24
1.79	1.29	1.46	1.32	1.51	1.40
1.85	1.49	1.46	1.07	1.53	1.29
2.05	1.53	1.48	1.34	1.53	0.92
2.32	1.27	1.48	1.42	1.53	1.13
2.45	1.87	1.48	1.46	1.57	0.97
2.45	1.59	1.48	1.38	1.58	1.10
2.47	1.46	1.53	1.34	1.59	1.31
2.47	1.25	1.55	1.15	1.59	1.19
		1.56	1.27	1.65	1.18
		1.58	0.90	1.71	1.10
		1.58	1.18	1.85	0.65
		1.59	0.89	1.85	1.56
		1.60	1.37	1.87	0.57
		1.60	1.08	1.87	1.09
		1.60	0.94		
		1.61	1.29		
		1.62	1.42		
		1.62	1.69		
		1.63	0.65		
		1.64	1.07		
		1.70	1.14		
		1.72	1.09		
		1.79	1.20		
		1.85	1.93		
		2.05	1.13		
		2.32	1.37		
		2.45	0.57		
		2.45	1.31		
		2.47	1.60		
		2.47	1.26		
		8.77	1.49		



0	0	0	0	0	0	0	1.5	0
15	10.5	15	19.5	15	15	15	1.5	15
							1.5	0
							1.5	15







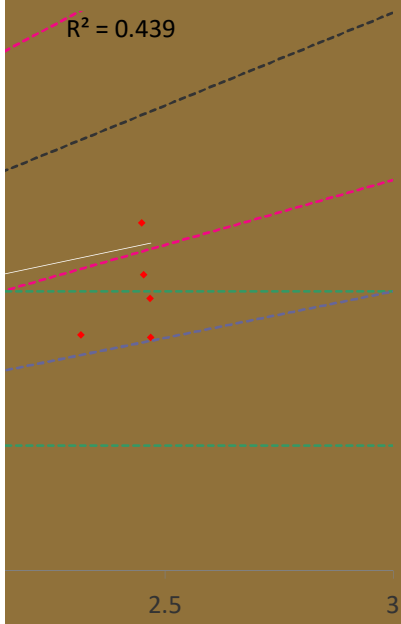




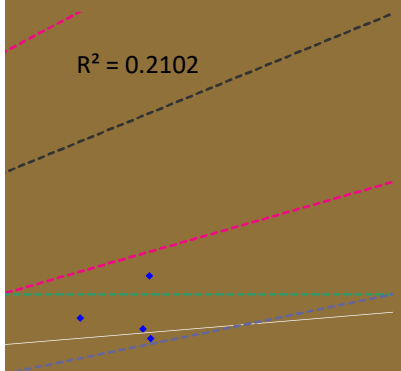



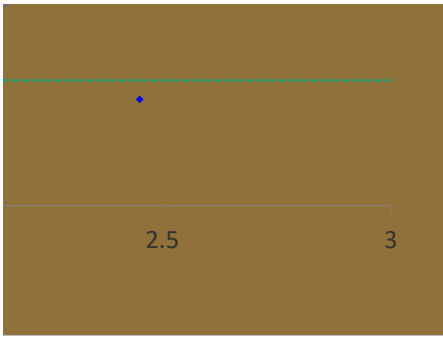
0.67	0.67	0	0	0	0	0
0.67	0.67	15	15	22.5	15	7.5

## ificate 2



## ificate 3







Accession	Description	R1 mean	R1 SD	R2 mean
Q70JA7	Chondroitin sulfate synthase 3 OS=Homo sapiens GN=CHSY3 PE=2 SV=3 - [CHSS3_H			
Q5D862	Filaggrin-2 OS=Homo sapiens GN=FLG2 PE=1 SV=1 - [FILA2_HUMAN]			
Q02487-2	Isoform 2B of Desmocollin-2 OS=Homo sapiens GN=DSC2 - [DSC2_HUMAN]			
H0Y3Z3	Protein disulfide-isomerase (Fragment) OS=Homo sa		0,07	
Q58FF8	Putative heat shock protein HSP 90-beta 2 OS=Homo		0,02	
P17987	T-complex protein 1 subunit alpha OS=Homo sapiens GN=TCP1 PE=1 SV=1 - [TCPA_H			
P10124	Serglycin OS=Homo sapiens GN=SRGN I	8,77	4,93	
P31431-2	Isoform 2 of Syndecan-4 OS=Homo sapi	4,82	2,19	
Q7Z4H8-3	Isoform 3 of KDEL motif-containing pro	2,31	0,52	
Q99715-4	Isoform 4 of Collagen alpha-1(XII) chain OS=Homo sapiens GN=COL12A1 - [COCA1_H			
O00468-6	Isoform 6 of Agrin OS=Homo sapiens GI	2,47	0,66	1,46
P04004	Vitronectin OS=Homo sapiens GN=VTN	2,45	0,63	1,59
P01008	Antithrombin-III OS=Homo sapiens GN=	1,85	0,49	1,49
Q12797-10	Isoform 10 of Aspartyl/asparaginyl beta	1,70	0,22	
P35052	Glypican-1 OS=Homo sapiens GN=GPC1	1,68	0,35	
P13645	Keratin, type I cytoskeletal 10 OS=Homo	2,47	0,77	1,25
P35908	Keratin, type II cytoskeletal 2 epiderma	2,32	0,52	1,27
F8VPD4	CAD protein OS=Homo sapiens GN=CAD PE=2 SV=1 -		0,11	
P04259	Keratin, type II cytoskeletal 6B OS=Homo	2,45	0,84	1,87
Q14204	Cytoplasmic dynein 1 heavy chain 1 OS=	1,61	0,12	
E9PN86	Eukaryotic translation initiation factor 3	1,59	0,49	
P02751-17	Isoform 17 of Fibronectin OS=Homo sa	1,32	0,18	1,85
Q08629	Testican-1 OS=Homo sapiens GN=SPOC	2,05	0,48	1,53
P28070	Proteasome subunit beta type-4 OS=Homo sapiens GN=PSMB4 PE=1 SV=4 - [PSB4_H			
E9PFT6	Hemoglobin subunit delta OS=Homo sa	1,62	0,34	
Q13813-3	Isoform 3 of Spectrin alpha chain, non-erythrocytic 1 OS=Homo sapiens GN=SPTAN1			
Q13619-2	Isoform 2 of Cullin-4A OS=Homo sapien	1,51	0,38	
P69905	Hemoglobin subunit alpha OS=Homo sapiens GN=HB		0,06	
F5H018	GTP-binding nuclear protein Ran (Fragm	1,48	0,15	
P49327	Fatty acid synthase OS=Homo sapiens C	1,61	0,15	1,53
P49720	Proteasome subunit beta type-3 OS=Hc	1,47	0,25	
P35555	Fibrillin-1 OS=Homo sapiens GN=FBN1 I	1,58	0,42	1,65
P11279	Lysosome-associated membrane glyco	1,48	0,10	
P01023	Alpha-2-macroglobulin OS=Homo sapie	1,29	0,09	1,26
Q7Z304-2	Isoform 2 of MAM domain-containing protein 2 OS=t		0,09	1,46
P13647	Keratin, type II cytoskeletal 5 OS=Homc	1,70	0,41	1,49
C9IZG4	Protein CutA OS=Homo sapiens GN=CU	1,43	0,27	
P04264	Keratin, type II cytoskeletal 1 OS=Homc	1,79	0,66	1,29
P14625	Endoplasmic reticulum chaperone OS=Homo sapiens GN=HS	1,46	0,35	1,21
H3BQN4	Fructose-bisphosphate aldolase OS=Ho	1,48	0,18	1,35
P15586	N-acetylglucosamine-6-sulfatase OS=Hc	1,35	0,27	1,36
P55072	Transitional endoplasmic reticulum ATF	1,60	0,27	1,27
P68371	Tubulin beta-4B chain OS=Homo sapier	1,72	0,41	

O75882-3	Isoform 3 of Attractin OS=Homo sapiens GN=ATRN - [ATRN_HUMAN]			1,71
O60687	Sushi repeat-containing protein SRPX2	1,27	0,16	1,51
Q15046	Lysine--tRNA ligase OS=Homo sapiens GN=KARS PE=1 SV=3 - [SYK_HUMAN]			
Q5T6W1	Heterogeneous nuclear ribonucleoprot	1,39	0,05	
Q16363-2	Isoform 2 of Laminin subunit alpha-4 OS=Homo sapiens GN=LAMA4 - [LAMA4_HUMAN]			
P26022	Pentraxin-related protein PTX3 OS=Homo sapiens GN=PTX3	1,39	0,31	1,34
P35527	Keratin, type I cytoskeletal 9 OS=Homo sapiens GN=KRT9	1,46	0,30	1,45
H0YA55	Serum albumin (Fragment) OS=Homo sapiens GN=ALBU	1,62	0,35	0,82
Q00610-2	Isoform 2 of Clathrin heavy chain 1 OS=Homo sapiens GN=CLH1	1,56	0,35	1,31
P08779	Keratin, type I cytoskeletal 16 OS=Homo sapiens GN=KRT16	1,63	0,37	1,85
P00338	L-lactate dehydrogenase A chain OS=Homo sapiens GN=LDHA	1,48	0,47	1,27
P07195	L-lactate dehydrogenase B chain OS=Homo sapiens GN=LDHB	1,46	0,21	1,35
O43707	Alpha-actinin-4 OS=Homo sapiens GN=ACTN4	1,30	0,09	1,34
Q8WUJ3-2	Isoform 2 of Protein KIAA1199 OS=Homo sapiens GN=KIAA1199 - [K1199_HUMAN]			1,51
D6RAF8	Heterogeneous nuclear ribonucleoprotein D0 (Fragment) OS=Homo sapiens GN=HNRD0		0,07	
B7Z7A9	Phosphoglycerate kinase OS=Homo sapiens GN=PFKP	1,53	0,28	1,23
B0QY90	Eukaryotic translation initiation factor 3 OS=Homo sapiens GN=EIF3	1,36	0,14	
P06737-2	Isoform 2 of Glycogen phosphorylase, liver OS=Homo sapiens GN=PYGL	1,36	0,22	
E7EUA9	Neuron navigator 3 OS=Homo sapiens GN=NAV3 PE=1 SV=1		0,08	
Q9Y6X5	Bis(5'-adenosyl)-triphosphatase ENPP4 OS=Homo sapiens GN=ENPP4	1,48	0,06	1,25
P27658	Collagen alpha-1(VIII) chain OS=Homo sapiens GN=COL1A8	1,64	0,10	
P35579	Myosin-9 OS=Homo sapiens GN=MYH9	1,27	0,22	1,59
F5H335	Eukaryotic translation initiation factor 3 OS=Homo sapiens GN=EIF3	1,19	0,07	
Q5SYT8	Protein NAMPTL (Fragment) OS=Homo sapiens GN=NAMPTL	1,34	0,21	
P06733	Alpha-enolase OS=Homo sapiens GN=ENO1	1,22	0,14	1,34
Q6PCB0	von Willebrand factor A domain-containing protein 1 OS=Homo sapiens GN=VWA1	1,32	0,21	
P02533	Keratin, type I cytoskeletal 14 OS=Homo sapiens GN=KRT14	1,59	0,42	1,48
P35442	Thrombospondin-2 OS=Homo sapiens GN=THSD2	1,00	0,16	1,87
Q14697	Neutral alpha-glucosidase AB OS=Homo sapiens GN=GLU3A	1,33	0,03	1,32
Q9HB63-3	Isoform 3 of Netrin-4 OS=Homo sapiens GN=NTN4 - [NTN4_HUMAN]		0,10	1,30
F5H265	Polyubiquitin-C (Fragment) OS=Homo sapiens GN=UBC	1,38	0,31	1,30
Q9BRK5	45 kDa calcium-binding protein OS=Homo sapiens GN=CBP45	1,60	0,21	1,25
P10155-3	Isoform 3 of 60 kDa SS-A/Ro ribonucleoprotein OS=Homo sapiens GN=SSA	1,31	0,09	
Q9UHI8	A disintegrin and metalloproteinase with thrombospondin type 1 motifs 1 OS=Homo sapiens GN=ADAMTS1	1,28	0,05	1,34
B4DUR8	T-complex protein 1 subunit gamma OS=Homo sapiens GN=TCXG	1,29	0,13	
O95373	Importin-7 OS=Homo sapiens GN=IPO7	1,29	0,19	
Q8NBJ5	Procollagen galactosyltransferase 1 OS=Homo sapiens GN=PGAL1	1,16	0,30	
P28074-3	Isoform 3 of Proteasome subunit beta type-5 OS=Homo sapiens GN=PSMB5		0,04	1,34
Q5HY54	Filamin-A OS=Homo sapiens GN=FLNA	1,26	0,03	1,34
F5H3T8	Arginine--tRNA ligase, cytoplasmic OS=Homo sapiens GN=ARG		0,04	
P11216	Glycogen phosphorylase, brain form OS=Homo sapiens GN=PYGB	1,40	0,37	
B4E2S7	Lysosome-associated membrane glycoprotein 2 OS=Homo sapiens GN=LAMP2		0,03	1,28
P22304	Iduronate 2-sulfatase OS=Homo sapiens GN=IDS	1,26	0,22	1,21
P40189	Interleukin-6 receptor subunit beta OS=Homo sapiens GN=IL6R	1,28	4,77	1,23

O00299	Chloride intracellular channel protein 1	1,55	0,30	1,11
Q5T749	Keratinocyte proline-rich protein OS=H	1,29	0,17	1,25
Q06830	Peroxiredoxin-1 OS=Homo sapiens GN=PRDX1 PE=1 S		0,03	
Q7Z7M9	Polypeptide N-acetylgalactosaminyltrar	1,26	0,19	
B3KT11	Alpha-amylase 2B OS=Homo sapiens GN=AMY2B PE=		0,13	
P05543	Thyroxine-binding globulin OS=Homo s	1,04	0,11	1,00
Q6UXD5-2	Isoform 2 of Seizure 6-like protein 2 OS	1,15	0,06	1,37
P25786	Proteasome subunit alpha type-1 OS=Homo sapiens (		0,01	1,24
E9PQX2	40S ribosomal protein S3 OS=Homo saç	1,25	0,16	
P25788-2	Isoform 2 of Proteasome subunit alpha type-3 OS=Hc		0,14	1,24
P36955	Pigment epithelium-derived factor OS=	1,25	0,24	
P05546	Heparin cofactor 2 OS=Homo sapiens G	1,25	0,01	
O00339-3	Isoform 3 of Matrilin-2 OS=Homo sapiens GN=MATN:		0,02	
E7EN95	Filamin-B OS=Homo sapiens GN=FLNB PE=2 SV=1 - [E		0,00	
P00533-4	Isoform 4 of Epidermal growth factor re	1,35	0,13	1,13
J3KS17	Beta-2-glycoprotein 1 (Fragment) OS=H	1,15	0,07	1,34
P98160	Basement membrane-specific heparan	1,60	0,36	1,19
P14618	Pyruvate kinase isozymes M1/M2 OS=H	1,12	0,11	1,33
Q9NZ08	Endoplasmic reticulum aminopeptidase	1,25	0,32	1,22
P11021	78 kDa glucose-regulated protein OS=H	1,24	0,27	1,16
B7Z9L0	T-complex protein 1 subunit delta OS=Homo sapiens		0,08	
E9PBU3	Phosphoribosylaminoimidazolecarboxa	1,43	0,08	1,16
B7Z5J4	Carboxypeptidase A4 OS=Homo sapien:	1,12	0,32	1,14
P10586-2	Isoform 2 of Receptor-type tyrosine-prc	1,45	0,47	1,07
B4E0R6	Importin-5 OS=Homo sapiens GN=IPO5	1,46	0,29	1,14
P11047	Laminin subunit gamma-1 OS=Homo sa	1,02	0,27	1,50
Q15008	26S proteasome non-ATPase regulatory	1,23	0,25	1,23
Q76M96	Coiled-coil domain-containing protein ε	1,20	0,17	
P63104	14-3-3 protein zeta/delta OS=Homo saç	1,03	0,11	1,49
P15311	Ezrin OS=Homo sapiens GN=EZR PE=1 SV=4 - [EZRI_H		0,03	1,19
E7EU96	Casein kinase II subunit alpha OS=Homo sapiens GN=		0,07	
C9J2Q4	Septin-2 (Fragment) OS=Homo sapiens	1,21	0,09	
P60842	Eukaryotic initiation factor 4A-I OS=Hor	1,45	1,86	1,05
Q5STU3	HLA-B associated transcript 1 OS=Homc	1,33	0,31	1,14
P23284	Peptidyl-prolyl cis-trans isomerase B OS	1,24	0,16	1,05
O94907	Dickkopf-related protein 1 OS=Homo saç	0,95	0,06	1,58
Q5T985	Inter-alpha-trypsin inhibitor heavy chai	1,14	0,10	1,11
H0YD13	CD44 antigen OS=Homo sapiens GN=CL	1,39	0,32	1,16
B7Z6M1	Plastin-3 OS=Homo sapiens GN=PLS3 PI	0,99	0,07	1,27
O60279	Sushi domain-containing protein 5 OS=Homo sapiens		0,15	
Q99650-2	Isoform 2 of Oncostatin-M-specific rece	1,22	0,10	1,17
B4DYD8	T-complex protein 1 subunit epsilon OS	1,19	0,22	
Q9BQT9	Calsyntenin-3 OS=Homo sapiens GN=CL	1,14	0,19	1,17
P11717	Cation-independent mannose-6-phospl	1,03	0,11	1,40

Q92896	Golgi apparatus protein 1 OS=Homo sa	1,28	0,30	1,27
F5GXQ1	35 kDa inter-alpha-trypsin inhibitor hea	1,05	0,31	1,01
Q96JB6	Lysyl oxidase homolog 4 OS=Homo sapiens GN=LOXL		0,06	1,19
Q14974	Importin subunit beta-1 OS=Homo sapi	1,41	0,20	0,90
E7EUT4;P044	Glyceraldehyde-3-phosphate dehydrog	1,46	0,16	1,11
P02765	Alpha-2-HS-glycoprotein OS=Homo sap	1,16	0,17	1,28
H0YGW5	Low-density lipoprotein receptor-related protein 6 (F		0,01	
P55268	Laminin subunit beta-2 OS=Homo sapie	1,11	0,06	1,31
Q14563	Semaphorin-3A OS=Homo sapiens GN=	0,90	0,19	1,18
Q9UMR5	Lysosomal thioesterase PPT2 OS=Homoc	1,17	0,12	1,18
Q9H1B5	Xylosyltransferase 2 OS=Homo sapiens GN=XYLT2 PE=2 SV=2 - [XYLT2_			1,07
P08107-2	Isoform 2 of Heat shock 70 kDa protein	1,40	0,26	0,88
O75083	WD repeat-containing protein 1 OS=Ho	1,21	0,08	1,07
P16035	Metalloproteinase inhibitor 2 OS=Homo sapiens GN=		0,10	1,15
P62258	14-3-3 protein epsilon OS=Homo sapier	1,16	0,07	
P10253	Lysosomal alpha-glucosidase OS=Homo sapiens GN=GAA PE=1 SV=4 - [LYAG_HUMAN			
H0YAF8	Guanine nucleotide-binding protein sul	1,32	0,07	
C9JRG3	Aspartyl aminopeptidase (Fragment) O!	1,58	0,39	0,99
Q8NBJ4-2	Isoform 2 of Golgi membrane protein 1	1,18	0,20	1,11
P81605	Dermcidin OS=Homo sapiens GN=DCD I	1,16	0,07	
P12814	Alpha-actinin-1 OS=Homo sapiens GN=,	1,07	0,18	1,17
P08603	Complement factor H OS=Homo sapien	0,93	0,12	1,57
B4DQH4	T-complex protein 1 subunit theta OS=Homo sapiens		0,02	1,27
P61204	ADP-ribosylation factor 3 OS=Homo saç	1,15	0,14	
E9PD92	Glucose-6-phosphate 1-dehydrogenase	1,24	0,10	
Q9UHL4	Dipeptidyl peptidase 2 OS=Homo sapie	1,10	0,11	1,07
Q7LGC8	Carbohydrate sulfotransferase 3 OS=Hc	1,13	0,10	1,15
C9J1D9	Interleukin-1 receptor accessory protein (Fragment) (		0,06	1,14
P54802	Alpha-N-acetylglucosaminidase OS=Hor	1,13	0,14	1,10
O60568	Procollagen-lysine,2-oxoglutarate 5-dio	1,12	0,12	1,14
Q15149-7	Isoform 7 of Plectin OS=Homo sapiens (	1,34	0,14	0,90
P27348	14-3-3 protein theta OS=Homo sapiens	1,14	0,16	
I3L398	Protein disulfide-isomerase (Fragment)	1,25	0,30	1,05
Q86VR8	Four-jointed box protein 1 OS=Homo saç	1,13	0,27	
Q6UXH8	Collagen and calcium-binding EGF domain-containing		0,03	
P20930	Filaggrin OS=Homo sapiens GN=FLG PE:	1,13	0,27	
H0Y930	Extracellular matrix protein FRAS1 (Fraç	1,12	0,11	1,10
P07900	Heat shock protein HSP 90-alpha OS=Hi	1,15	0,32	1,06
Q09028-4	Isoform 4 of Histone-binding protein RE	1,09	0,10	
P61812	Transforming growth factor beta-2 OS=	1,10	0,11	1,15
P26641	Elongation factor 1-gamma OS=Homo s	1,21	0,69	1,07
F8VQ14	T-complex protein 1 subunit beta OS=H	1,09	0,22	1,22
Q8WX77	Insulin-like growth factor-binding prote	1,02	0,15	
Q9UBG0	C-type mannose receptor 2 OS=Homo sapiens GN=M		0,01	1,34

Q6UWP8	Suprabasin OS=Homo sapiens GN=SBSN	1,15	0,28	
Q86YZ3	Hornerin OS=Homo sapiens GN=HRNR I	1,13	0,04	
P07996	Thrombospondin-1 OS=Homo sapiens C	0,90	0,06	1,53
P08581	Hepatocyte growth factor receptor OS=	1,15	0,05	1,05
P13639	Elongation factor 2 OS=Homo sapiens C	1,16	0,31	1,04
B4DKL4	Lipolysis-stimulated lipoprotein receptc	1,24	0,13	0,98
Q11201	CMP-N-acetylneuraminat-beta-galactc	1,45	0,27	
P23526-2	Isoform 2 of Adenosylhomocysteinase (	1,15	0,11	1,12
Q6ZRP7	Sulfhydryl oxidase 2 OS=Homo sapiens	1,20	0,06	0,96
D6RA82	Annexin OS=Homo sapiens GN=ANXA3 PE=2 SV=1 - [I		0,06	
Q08431-2	Isoform 2 of Lactadherin OS=Homo sap	1,07	0,06	1,02
Q08211	ATP-dependent RNA helicase A OS=Homo sapiens GN=DHX9 PE=1 SV=			1,11
P26038	Moesin OS=Homo sapiens GN=MSN PE:	1,10	0,19	1,04
P01024	Complement C3 OS=Homo sapiens GN=	1,00	0,16	1,04
P68104	Elongation factor 1-alpha 1 OS=Homo s	1,15	0,36	1,09
Q9UKM7	Endoplasmic reticulum mannosyl-oligo:	1,06	0,23	1,11
Q68CR9	Aspartate--tRNA ligase, cytoplasmic OS:	1,11	0,09	
J3KR24	Isoleucine--tRNA ligase, cytoplasmic OS	1,10	0,08	
Q16394	Exostosin-1 OS=Homo sapiens GN=EXT:	1,16	0,08	1,04
E9PMD7	Serine/threonine-protein phosphatase	1,21	0,22	1,11
Q24JP5	Transmembrane protein 132A OS=Hom	1,25	0,11	
E9PCS3	26S proteasome non-ATPase regulatory	1,28	0,14	0,92
F8W904;P55C	Exportin-2 OS=Homo sapiens GN=CSE1L PE=2 SV=1 -		0,08	
Q14517	Protocadherin Fat 1 OS=Homo sapiens	1,12	0,00	
Q5SYB0	FERM and PDZ domain-containing protein 1 OS=Homo sapiens GN=FRMPD1 PE=1 SV			
O00622	Protein CYR61 OS=Homo sapiens GN=C	1,00	0,12	1,22
Q86UD1	Out at first protein homolog OS=Homo	0,88	0,09	1,31
B3KVK7	Methionine--tRNA ligase, cytoplasmic OS=Homo sapiens GN=MARS PE=2 SV=1 - [B3K			
P62906	60S ribosomal protein L10a OS=Homo s	1,23	0,11	
J3KNQ3	26S proteasome non-ATPase regulatory subunit 13 OS=Homo sapiens GN=PSMD13 F			
H3BMA1	Mesothelin (Fragment) OS=Homo sapie	1,14	0,19	0,97
P07437	Tubulin beta chain OS=Homo sapiens G	1,39	0,32	0,91
Q16706	Alpha-mannosidase 2 OS=Homo sapien	1,17	0,30	1,04
P61160	Actin-related protein 2 OS=Homo sapie	1,18	0,06	
P10646	Tissue factor pathway inhibitor OS=Hor	1,19	0,14	1,09
B4E3P0	ATP-citrate synthase OS=Homo sapiens	1,16	0,04	1,04
C9J8D4	Mannosyl-oligosaccharide glucosidase (Fragment) OS		0,09	
E9PEP6	Protein kinase C-binding protein NELL1	1,10	0,23	1,04
H3BLV0	Complement decay-accelerating factor	1,00	0,22	1,20
P07225	Vitamin K-dependent protein S OS=Hor	1,08	0,06	0,99
E7EPA6	Laminin subunit beta-1 OS=Homo sapiens GN=LAMB:		0,17	
P22392-2	Isoform 3 of Nucleoside diphosphate ki	1,11	0,20	0,97
P53618	Coatomer subunit beta OS=Homo sapiens GN=COPB1		0,16	
E9PL22	Hypoxia up-regulated protein 1 OS=Hor	1,05	0,06	1,07

Q32P28	Prolyl 3-hydroxylase 1 OS=Homo sapiens	0,99	0,09	1,00
Q93063	Exostosin-2 OS=Homo sapiens GN=EXT2	1,03	0,04	1,00
P00751	Complement factor B OS=Homo sapiens	0,97	0,09	1,09
A6NIW5	Peroxiredoxin 2, isoform CRA_a OS=Homo sapiens		0,03	1,05
E7EMM4	Acid ceramidase OS=Homo sapiens GN=ACER	1,03	0,14	0,94
P41250	Glycine--tRNA ligase OS=Homo sapiens	1,05	0,15	
Q92626	Peroxidase homolog OS=Homo sapiens	0,98	0,03	1,08
P11142	Heat shock cognate 71 kDa protein OS=Homo sapiens	1,08	0,36	1,00
O43155	Leucine-rich repeat transmembrane protein 1 OS=Homo sapiens	0,97	0,10	1,22
J3QSU6	Tenascin OS=Homo sapiens GN=TNC PE=1 SV=1	1,10	0,07	1,10
Q9UM22	Mammalian ependymin-related protein OS=Homo sapiens	0,97	0,09	1,01
P23142	Fibulin-1 OS=Homo sapiens GN=FBLN1 PE=1 SV=4 - [F]		0,21	1,05
P60709	Actin, cytoplasmic 1 OS=Homo sapiens	1,12	0,16	1,05
Q12805-2	Isoform 2 of EGF-containing fibulin-like protein 1 OS=Homo sapiens	0,85	0,15	1,24
P15151-3	Isoform Gamma of Poliovirus receptor OS=Homo sapiens	1,09	0,15	0,95
P30530-2	Isoform Short of Tyrosine-protein kinase OS=Homo sapiens	1,05	0,05	1,08
P10909-3	Isoform 3 of Clusterin OS=Homo sapiens	0,77	0,06	1,14
P46940	Ras GTPase-activating-like protein IQGAP1 OS=Homo sapiens	1,00	0,07	1,16
P14618-2	Isoform M1 of Pyruvate kinase isozymes M1/M2 OS=Homo sapiens		0,15	
Q9UNW1	Multiple inositol polyphosphate phosphatase OS=Homo sapiens	1,03	0,16	
Q12841	Follistatin-related protein 1 OS=Homo sapiens	0,84	0,04	1,25
H0YAR1	Lysyl oxidase homolog 2 (Fragment) OS=Homo sapiens		0,02	
F5H6A3	N-sulphoglucosamine sulphohydrolase OS=Homo sapiens	1,04	0,22	1,16
Q5TCU6	Talin-1 OS=Homo sapiens GN=TLN1 PE=1 SV=1	0,93	0,03	
Q9Y696	Chloride intracellular channel protein 4 OS=Homo sapiens		0,04	
O00231	26S proteasome non-ATPase regulatory subunit 11 OS=Homo sapiens		0,07	
F5H780	Thioredoxin reductase 1, cytoplasmic OS=Homo sapiens	1,03	0,04	
P06702	Protein S100-A9 OS=Homo sapiens GN=S100A9	0,79	0,92	1,26
P08195-2	Isoform 2 of 4F2 cell-surface antigen heparan sulfate proteoglycan 2 OS=Homo sapiens	1,08	0,05	0,90
O00391	Sulfhydryl oxidase 1 OS=Homo sapiens	1,00	0,17	1,00
Q9Y625	Glypican-6 OS=Homo sapiens GN=GPC6	1,02	0,36	
Q13219	Pappalysin-1 OS=Homo sapiens GN=PAPPA PE=1 SV=1		0,06	1,13
Q8WVQ1	Soluble calcium-activated nucleotidase 1 OS=Homo sapiens		0,09	
O75326	Semaphorin-7A OS=Homo sapiens GN=SEMA7A	0,86	0,51	1,07
E7ETU9	Procollagen-lysine,2-oxoglutarate 5-dioxygenase OS=Homo sapiens	0,92	0,01	1,02
C9JP16	Cartilage-associated protein OS=Homo sapiens GN=CAP		0,06	
F8W1C3	Matrix metalloproteinase-19 OS=Homo sapiens	0,97	0,12	
P68363	Tubulin alpha-1B chain OS=Homo sapiens	1,10	0,05	0,91
B4DKB2	Endothelin-converting enzyme 1 OS=Homo sapiens	0,97	0,02	1,03
Q6UX71	Plexin domain-containing protein 2 OS=Homo sapiens		0,09	0,99
P01130-3	Isoform 3 of Low-density lipoprotein receptor OS=Homo sapiens	1,00	0,06	1,04
B3KTR6	Matrix-remodeling-associated protein 8 OS=Homo sapiens	0,93	0,29	1,03
O15230	Laminin subunit alpha-5 OS=Homo sapiens	1,10	0,07	1,00
P02792	Ferritin light chain OS=Homo sapiens	0,82	0,23	0,90

Q9H5V8-2	Isoform 2 of CUB domain-containing pr	0,80	0,05	1,18
Q92859-2	Isoform 2 of Neogenin OS=Homo sapiens GN=NEO1 -		0,10	
B7Z729	Acid sphingomyelinase-like phosphodiesterase 3a OS=Homo sapiens GN=SMPDL3A F			
Q9UNN8	Endothelial protein C receptor OS=Horr	1,02	0,07	0,92
P34932	Heat shock 70 kDa protein 4 OS=Homo	0,98	0,18	
Q9NZV1	Cysteine-rich motor neuron 1 protein C	0,88	0,05	1,28
Q08945	FACT complex subunit SSRP1 OS=Homo sapiens GN=		0,05	
Q16610	Extracellular matrix protein 1 OS=Homc	0,92	0,11	1,03
P08238	Heat shock protein HSP 90-beta OS=Ho	1,01	0,09	0,91
H0YNP1	D-glucuronyl C5-epimerase OS=Homo s	1,01	0,16	0,88
P24592	Insulin-like growth factor-binding prote	0,89	0,14	1,28
G3V0E5	Transferrin receptor (P90, CD71), isofor	0,93	0,21	0,89
P00750	Tissue-type plasminogen activator OS=l	0,83	0,81	1,18
P50895	Basal cell adhesion molecule OS=Homo sapiens GN=BCAM PE=1 SV=2 - [BCAM_HUM			
P13284	Gamma-interferon-inducible lysosomal	1,04	0,13	1,04
P78539-4	Isoform 4 of Sushi repeat-containing pr	0,85	0,03	
P49767	Vascular endothelial growth factor C O	0,95	0,02	1,06
O95497	Pantetheinase OS=Homo sapiens GN=V	0,96	0,05	
E7EVJ3	Bifunctional heparan sulfate N-deacety	0,92	0,18	0,93
Q96L58	Beta-1,3-galactosyltransferase 6 OS=Homo sapiens G		0,07	0,86
Q9NRB3	Carbohydrate sulfotransferase 12 OS=f	1,00	0,16	0,91
P55283-2	Isoform 2 of Cadherin-4 OS=Homo sapi	0,89	0,38	0,87
P23470-2	Isoform 2 of Receptor-type tyrosine-prc	0,98	0,05	0,93
P01137	Transforming growth factor beta-1 OS=Homo sapien		0,12	0,95
Q6EMK4	Vasorin OS=Homo sapiens GN=VASN PE	1,02	0,15	0,85
Q5W0C6	Torsin-3A (Fragment) OS=Homo sapiens GN=TOR3A F		0,13	
O00754	Lysosomal alpha-mannosidase OS=Horr	0,89	0,28	0,94
Q02809	Procollagen-lysine,2-oxoglutarate 5-dio	1,00	0,06	0,93
P08648	Integrin alpha-5 OS=Homo sapiens GN=ITGA5 PE=1 SV=2 - [ITA5_HUM.			0,97
Q92973-3	Isoform 3 of Transportin-1 OS=Homo sa	0,97	0,41	0,91
P07711	Cathepsin L1 OS=Homo sapiens GN=CT	0,80	0,06	0,92
B7Z4K6	Deoxyribonuclease-2-alpha OS=Homo s	0,75	0,07	0,99
Q8N0V5	N-acetyllactosaminide beta-1,6-N-acety	1,00	0,15	0,84
P43121	Cell surface glycoprotein MUC18 OS=Hc	1,09	0,09	0,85
O94991	SLIT and NTRK-like protein 5 OS=Homo	0,96	0,36	0,84
Q9GZP0	Platelet-derived growth factor D OS=Hc	0,96	0,14	0,96
P08236	Beta-glucuronidase OS=Homo sapiens (	0,87	0,05	0,92
F5GZK1	Processed exostosin-like 2 OS=Homo sa	1,01	0,13	0,88
P00736	Complement C1r subcomponent OS=Hc	0,96	0,26	0,92
O43505	N-acetyllactosaminide beta-1,3-N-acety	0,80	0,23	0,91
Q9BZM5	NKG2D ligand 2 OS=Homo sapiens GN=	0,87	0,20	0,88
O14773	Tripeptidyl-peptidase 1 OS=Homo sapie	0,81	0,20	0,86
P08758	Annexin A5 OS=Homo sapiens GN=ANX	1,07	0,05	0,78
Q14118	Dystroglycan OS=Homo sapiens GN=DA	0,96	0,04	0,85

Q9H173	Nucleotide exchange factor SIL1 OS=Ho	1,09	0,75	0,76
F8W1Q3	Biotinidase OS=Homo sapiens GN=BTD	0,91	0,07	0,93
O43854-2	Isoform 2 of EGF-like repeat and discoic	0,87	0,17	0,88
P52803	Ephrin-A5 OS=Homo sapiens GN=EFNA5 PE=1 SV=1 -		0,08	1,04
P11362-13	Isoform 13 of Fibroblast growth factor receptor 1 OS=Homo sapiens GI			0,89
P19883-2	Isoform 2 of Follistatin OS=Homo sapie	0,90	0,30	1,01
P32004-3	Isoform 3 of Neural cell adhesion molec	0,80	0,11	1,26
P07686	Beta-hexosaminidase subunit beta OS=	0,83	0,06	0,92
P09529	Inhibin beta B chain OS=Homo sapiens	0,90	0,15	0,93
Q08380	Galectin-3-binding protein OS=Homo sa	0,84	0,15	0,90
Q8NHP8	Putative phospholipase B-like 2 OS=Hor	0,86	0,04	0,92
Q10469	Alpha-1,6-mannosyl-glycoprotein 2-bet	0,96	0,04	0,89
Q9Y4K0	Lysyl oxidase homolog 2 OS=Homo sapi	0,90	0,31	1,01
H0Y9C7	N(4)-(beta-N-acetylglucosaminy)-L-asp	0,87	0,13	0,98
O43556-3	Isoform 2 of Epsilon-sarcoglycan OS=Hc	0,85	0,08	0,90
Q9BTY2	Plasma alpha-L-fucosidase OS=Homo sa	0,82	0,06	0,92
Q02818	Nucleobindin-1 OS=Homo sapiens GN=	0,97	0,13	
Q01459	Di-N-acetylchitobiase OS=Homo sapien	0,79	0,34	0,97
Q99523	Sortilin OS=Homo sapiens GN=SORT1 P	0,76	0,09	1,06
Q06481	Amyloid-like protein 2 OS=Homo sapier	0,70	0,23	1,14
Q9GZM7-3	Isoform 3 of Tubulointerstitial nephritis	0,98	0,19	0,76
Q9H3G5	Probable serine carboxypeptidase CPVL	0,77	0,07	0,92
D6RF62	Phosphoribosylaminoimidazole carboxylase OS=Homo sapiens GN=PAICS PE=2 SV=1			
P54803-4	Isoform 4 of Galactocerebrosidase OS=	0,95	0,04	0,77
O14657	Torsin-1B OS=Homo sapiens GN=TOR1E	0,99	0,09	
Q99519	Sialidase-1 OS=Homo sapiens GN=NEU:	0,87	0,14	
P01892	HLA class I histocompatibility antigen, A	0,98	0,35	0,82
P12109	Collagen alpha-1(VI) chain OS=Homo sa	0,94	0,05	0,83
F5H325	N-acetylgalactosamine-6-sulfatase OS=	0,82	0,05	0,90
B0YJC4	Vimentin OS=Homo sapiens GN=VIM PI	0,93	0,10	0,85
O75509	Tumor necrosis factor receptor superfa	0,80	0,11	0,91
Q9Y6N7-6	Isoform 6 of Roundabout homolog 1 OS	0,84	0,08	0,95
P07093-2	Isoform 2 of Glia-derived nexin OS=Hor	0,90	0,32	0,83
Q8NFZ8	Cell adhesion molecule 4 OS=Homo sapiens GN=CAD		0,09	
Q14703	Membrane-bound transcription factor :	0,88	0,08	0,84
P23352	Anosmin-1 OS=Homo sapiens GN=KAL1	0,91	0,09	0,96
H0YN65	Carbohydrate sulfotransferase 14 OS=Homo sapiens		0,02	
P55287-2	Isoform 2 of Cadherin-11 OS=Homo sa	0,86	0,01	0,79
Q8WZ75-2	Isoform 2 of Roundabout homolog 4 OS	0,86	0,08	0,80
P38571-2	Isoform 2 of Lysosomal acid lipase/chol	0,80	0,19	0,81
Q13308-5	Isoform 5 of Inactive tyrosine-protein k	0,88	0,11	0,81
O00300	Tumor necrosis factor receptor superfa	0,92	0,09	0,83
D6RHI9	Ribonuclease T2 (Fragment) OS=Homo	0,80	0,11	0,82
Q96B60	5'-nucleotidase OS=Homo sapiens GN=	0,85	0,20	0,85



H7C3T4	Peroxiredoxin-4 (Fragment) OS=Homo sapiens GN=PRDX4 PE=4 SV=1 -			0,85
F5GZ08	Amyloid-like protein 1 OS=Homo sapiens GN=AP1 PE=4 SV=1 -	1,03	0,77	0,73
Q07954	Pro-low-density lipoprotein receptor-related protein 1 OS=Homo sapiens GN=LRP1 PE=4 SV=1 -	0,84	0,08	0,93
Q9GZX9	Twisted gastrulation protein homolog 1 OS=Homo sapiens GN=TWIST1 PE=4 SV=1 -	0,63	0,25	0,95
Q9NPF2-2	Isoform 2 of Carbohydrate sulfotransferase 1 OS=Homo sapiens GN=CHST1 PE=4 SV=1 -	0,91	0,05	
P55058-3	Isoform 3 of Phospholipid transfer protein OS=Homo sapiens GN=PTP1B PE=4 SV=1 -	0,74	0,06	
Q14126	Desmoglein-2 OS=Homo sapiens GN=DSC2 PE=4 SV=1 -	0,91	0,06	0,77
Q5H9A7	Metalloproteinase inhibitor 1 OS=Homo sapiens GN=MIMP1 PE=4 SV=1 -	0,79	0,03	0,94
E7EPS8	Receptor-type tyrosine-protein phosphatase SH-PTP2 OS=Homo sapiens GN=SHPTP2 PE=4 SV=1 -	0,91	0,04	0,84
Q92692-2	Isoform Alpha of Poliovirus receptor-receptor OS=Homo sapiens GN=PCRV2 PE=4 SV=1 -	0,86	0,13	
P10619	Lysosomal protective protein OS=Homo sapiens GN=LPP1 PE=4 SV=1 -	0,74	0,40	0,93
H3BS10	Beta-hexosaminidase OS=Homo sapiens GN=HEX A PE=4 SV=1 -	0,81	0,21	0,79
Q13253	Noggin OS=Homo sapiens GN=NOG PE=4 SV=1 -	0,79	0,07	0,92
P29279	Connective tissue growth factor OS=Homo sapiens GN=CTGF PE=4 SV=1 -	0,71	0,19	1,03
O75503	Ceroid-lipofuscinosis neuronal protein 1 OS=Homo sapiens GN=NLN1 PE=4 SV=1 -	0,75	0,22	0,78
P04066	Tissue alpha-L-fucosidase OS=Homo sapiens GN=ALFU1 PE=4 SV=1 -	0,66	0,12	0,90
Q02742	Beta-1,3-galactosyl-O-glycosyl-glycoprotein beta-1,6-galactosyltransferase 1 OS=Homo sapiens GN=GGT1 PE=4 SV=1 -		0,07	
P07858	Cathepsin B OS=Homo sapiens GN=CTSB PE=4 SV=1 -	0,89	0,10	0,79
E7EP32	Guanine nucleotide-binding protein G(I) and G(2) subunit OS=Homo sapiens GN=GNAS1 PE=4 SV=1 -	0,82	0,12	
Q14680-8	Isoform 8 of Maternal embryonic leucine-rich factor 1 OS=Homo sapiens GN=MELF1 PE=4 SV=1 -	0,82	0,04	
Q99574	Neuroserpin OS=Homo sapiens GN=SEF PE=4 SV=1 -	0,75	0,02	0,83
Q6P9A2	Polypeptide N-acetylgalactosaminyltransferase 1 OS=Homo sapiens GN=PGALNT1 PE=4 SV=1 -	0,82	0,15	
Q02297-8	Isoform 8 of Pro-neuregulin-1, membrane-associated OS=Homo sapiens GN=NRG1 PE=4 SV=1 -	0,65	0,22	1,07
F5H826	Nodal modulator 3 OS=Homo sapiens GN=NOMO3 PE=2 SV=1 - [F5H826_HUMAN]			
Q9Y2E5	Epididymis-specific alpha-mannosidase OS=Homo sapiens GN=EMSI PE=2 SV=1 -	0,81	0,02	0,86
Q8NCC3	Group XV phospholipase A2 OS=Homo sapiens GN=PLA2G15 PE=2 SV=1 -	0,93	0,14	
B4E351	Insulin-like growth factor-binding protein 3 OS=Homo sapiens GN=IGFBP3 PE=2 SV=1 -	0,68	0,13	0,92
J3KMY5	Epididymal secretory protein E1 OS=Homo sapiens GN=ESP1 PE=2 SV=1 -	0,83	0,07	0,86
O60911	Cathepsin L2 OS=Homo sapiens GN=CTSL PE=2 SV=1 -	0,81	0,37	
Q9NY97-2	Isoform 2 of UDP-GlcNAc:betaGal beta-1,3-galactosyltransferase 1 OS=Homo sapiens GN=GGT1 PE=2 SV=1 -	0,71	0,13	0,87
Q92743	Serine protease HTRA1 OS=Homo sapiens GN=HTRA1 PE=2 SV=1 -	0,81	0,03	0,76
O94985-2	Isoform 2 of Calsyntenin-1 OS=Homo sapiens GN=SYN1 PE=2 SV=1 -	0,82	0,04	0,82
Q13332-6	Isoform 2 of Receptor-type tyrosine-protein phosphatase SH-PTP2 OS=Homo sapiens GN=SHPTP2 PE=2 SV=1 -		0,02	0,78
Q9Y662	Heparan sulfate glucosamine 3-O-sulfotransferase 3B1 OS=Homo sapiens GN=HS3ST1 PE=2 SV=1 -			
Q9UBR2	Cathepsin Z OS=Homo sapiens GN=CTSZ PE=2 SV=1 -	0,71	0,03	0,77
Q8NES3	Beta-1,3-N-acetylglucosaminyltransferase 1 OS=Homo sapiens GN=GGT1 PE=2 SV=1 -	0,83	0,43	
Q96PX8	SLIT and NTRK-like protein 1 OS=Homo sapiens GN=SLIT1 PE=2 SV=1 -	0,76	0,27	0,76
P19021-4	Isoform 4 of Peptidyl-glycine alpha-amidohydrolase OS=Homo sapiens GN=PCPDH1 PE=2 SV=1 -	0,81	0,05	0,78
Q16270-2	Isoform 2 of Insulin-like growth factor-binding protein 3 OS=Homo sapiens GN=IGFBP3 PE=2 SV=1 -	0,69	0,23	0,87
Q5W0A2	BRI2, membrane form OS=Homo sapiens GN=ITM2B PE=2 SV=1 -		0,05	0,78
O43286	Beta-1,4-galactosyltransferase 5 OS=Homo sapiens GN=B4GALT5 PE=2 SV=1 - [B4GALT5_HUMAN]			
Q8N2Q7-2	Isoform 2 of Neuroligin-1 OS=Homo sapiens GN=NLG1 PE=2 SV=1 -		0,05	
P51884	Lumican OS=Homo sapiens GN=LUM PE=2 SV=1 -	0,75	0,16	
P06280	Alpha-galactosidase A OS=Homo sapiens GN=ALGA PE=2 SV=1 -	0,76	0,12	

Q01813-2	Isoform 2 of 6-phosphofructokinase type C OS=Homo sapiens GN=PFKI			0,77
Q8N441	Fibroblast growth factor receptor-like 1	0,79	0,11	0,81
Q14393-2	Isoform 2 of Growth arrest-specific pro	0,74	0,14	0,75
O75197	Low-density lipoprotein receptor-related protein 5 OS=Homo sapiens GN=LRP5 PE=1			
Q9Y5G3-2	Isoform 2 of Protocadherin gamma-B1 OS=Homo sap		0,07	
Q92820	Gamma-glutamyl hydrolase OS=Homo :	0,74	0,03	0,79
P35625	Metalloproteinase inhibitor 3 OS=Hom	0,75	0,05	0,84
P28799	Granulins OS=Homo sapiens GN=GRN P	0,70	0,34	0,90
Q96QC4	MHC class I polypeptide-related sequer	0,83	0,08	0,81
E9PFD9	Semaphorin-4D OS=Homo sapiens GN=SEMA4D PE=4		0,05	
P09668	Pro-cathepsin H OS=Homo sapiens GN=	0,77	0,02	0,70
P04083	Annexin A1 OS=Homo sapiens GN=ANX	0,99	0,17	0,51
Q29980	MHC class I polypeptide-related sequer	0,75	0,04	
Q13740-2	Isoform 2 of CD166 antigen OS=Homo s	0,79	0,19	0,74
P09603	Macrophage colony-stimulating factor :	0,64	0,53	0,89
P50897	Palmitoyl-protein thioesterase 1 OS=Hc	0,63	0,22	0,72
E9PG71	Ephrin type-A receptor 4 OS=Homo sap	0,67	0,04	0,78
P05067-7	Isoform L-APP733 of Amyloid beta A4 p	0,72	0,23	0,80
P07602	Proactivator polypeptide OS=Homo sap	0,70	0,08	0,81
P26006	Integrin alpha-3 OS=Homo sapiens GN=	0,76	0,38	0,77
Q86SJ2	Amphoterin-induced protein 2 OS=Hon	0,67	0,07	0,79
Q9NPR2-2	Isoform 2 of Semaphorin-4B OS=Homo	0,79	0,05	0,60
P15291-2	Isoform Short of Beta-1,4-galactosyltra	0,83	0,89	0,60
Q7Z3V4-3	Isoform 3 of Ubiquitin-protein ligase E3	0,73	0,42	
P42785	Lysosomal Pro-X carboxypeptidase OS=	0,61	0,08	0,75
P48723	Heat shock 70 kDa protein 13 OS=Hom	0,74	0,10	0,70
P16870-2	Isoform 2 of Carboxypeptidase E OS=Hc	0,72	0,04	0,67
P22413	Ectonucleotide pyrophosphatase/phosq	0,68	0,33	0,73
Q92187	CMP-N-acetylneuraminate-poly-alpha-:	0,55	0,61	
P48745	Protein NOV homolog OS=Homo sapier	0,71	0,02	
P17301	Integrin alpha-2 OS=Homo sapiens GN=	0,91	0,05	0,72
Q8NBP7	Proprotein convertase subtilisin/kexin t	0,68	0,07	0,70
P05556-2	Isoform Beta-1B of Integrin beta-1 OS=Homo sapiens GN=ITGB1 - [ITB1			0,67
Q16769	Glutaminy-peptide cyclotransferase OS	0,71	0,11	0,67
O75629	Protein CREG1 OS=Homo sapiens GN=C	0,66	0,12	0,66
D6RIU4	Vesicular integral-membrane protein V	0,74	0,62	0,67
P52799	Ephrin-B2 OS=Homo sapiens GN=EFNB2 PE=1 SV=1 -		0,08	
P20908	Collagen alpha-1(V) chain OS=Homo saj	0,62	0,05	0,76
H0YN42	Annexin (Fragment) OS=Homo sapiens	0,79	0,35	0,62
Q08345-2	Isoform 2 of Epithelial discoidin domair	0,68	0,01	
Q99538	Legumain OS=Homo sapiens GN=LGMN	0,55	0,28	0,76
Q86SR1	Polypeptide N-acetylgalactosaminyltrar	0,63	0,18	0,66
H0YH88	Nucleosome assembly protein 1-like 1 (	0,67	0,18	
O14787-2	Isoform 2 of Transportin-2 OS=Homo sapiens GN=TN		0,04	0,65

P13010	X-ray repair cross-complementing prote	0,65	0,36	0,71
Q8IXL6	Extracellular serine/threonine protein kinase FAM200		0,05	0,65
Q15262	Receptor-type tyrosine-protein phosph	0,73	0,05	0,62
Q15758	Neutral amino acid transporter B(0) OS	0,65	0,06	0,64
J3KQG4	Glucosylceramidase OS=Homo sapiens	0,59	0,29	0,62
Q4G148-2	Isoform 2 of Glucoside xylosyltransferase 1 OS=Homo sapiens GN=GXYLT1 - [GXLT1_			
P53634	Dipeptidyl peptidase 1 OS=Homo sapie	0,54	0,15	0,62
Q7LFX5	Carbohydrate sulfotransferase 15 OS=H	0,57	0,12	
P08294	Extracellular superoxide dismutase [Cu-	0,61	0,12	0,55
O60462-4	Isoform B0 of Neuropilin-2 OS=Homo sa	0,95	0,04	0,37
B4E2J3	Serine protease 23 OS=Homo sapiens C	0,55	0,51	0,68
C9JIM8	Solute carrier family 2, facilitated glucose transportei		0,01	0,64
O95150-2	Isoform 2 of Tumor necrosis factor ligar	0,39	0,25	0,69
Q03405	Urokinase plasminogen activator surfac	0,47	0,29	
P98155-2	Isoform Short of Very low-density lipoprotein receptor OS=Homo sapiens GN=VLDLR			
P07339	Cathepsin D OS=Homo sapiens GN=CTS	0,57	0,44	0,51
O14792	Heparan sulfate glucosamine 3-O-sulfoi	0,57	0,31	0,50
P52823	Stanniocalcin-1 OS=Homo sapiens GN=!	0,47	0,17	0,52
P05121	Plasminogen activator inhibitor 1 OS=H	0,56	0,12	0,44
F8WC54	Disintegrin and metalloproteinase dom	0,54	0,21	0,47
Q8TE73	Dynein heavy chain 5, axonemal OS=Homo sapiens G		0,08	0,50
O95490-3	Isoform 3 of Latrophilin-2 OS=Homo sapiens GN=LPHN2 - [LPHN2_HUN			0,49
E7ET40	Urokinase-type plasminogen activator (	0,35	0,23	0,42
F5H118	X-ray repair cross-complementing prote	0,33	0,76	

R2 SD		R3 mean	R3 SD	mean	Log2 R1	Log2 R2
-------	--	---------	-------	------	---------	---------

JMAN]

IUMAN]

		1,49	0,09	5,13	3,13206943	
				4,82	2,26862503	
				2,31	1,20523142	
UMAN]		1,89	0,44	1,89		
	0,04	1,60	0,05	1,84	1,30298561	0,54771916
	0,06	1,31	0,11	1,78	1,29447448	0,66743395
	0,12	1,93	0,22	1,76	0,88463793	0,57633234
				1,70	0,76497378	
				1,68	0,75196565	
	0,07	1,26	0,07	1,66	1,30388235	0,32243736
	0,08	1,37	0,11	1,65	1,21157647	0,33918013
		1,63	0,15	1,63		
	0,16	0,57	0,05	1,63	1,2924037	0,8998648
				1,61	0,68417457	
				1,59	0,66506759	
	0,04	1,56	0,05	1,58	0,4028114	0,88555705
	0,04	1,13	0,03	1,57	1,03526879	0,61777569
UMAN]		1,54	0,03	1,54		
		1,42	0,05	1,52	0,6924692	
- [SPTN1_HUMAN]		1,51	0,08	1,51		
				1,51	0,59552643	
		1,51	0,01	1,51		
				1,48	0,56529874	
	0,11	1,29	0,07	1,48	0,68909386	0,61036008
				1,47	0,56057227	
	0,05	1,18	0,08	1,47	0,66363775	0,72354743
		1,46	0,12	1,47	0,56814003	
	0,03	1,83	0,18	1,46	0,3701172	0,32984271
	0,09			1,46		0,54227019
	0,07	1,14	0,05	1,44	0,7629943	0,57851095
				1,43	0,51772178	
	0,05	1,20	0,06	1,43	0,8428496	0,36644231
	0,06	1,61	0,04	1,43	0,54667628	0,27622367
	0,06	1,42	0,10	1,42	0,56225538	0,43596904
	0,10	1,54	0,09	1,42	0,43182977	0,44186717
	0,08	1,37	0,04	1,41	0,67581954	0,33933423
		1,09	0,10	1,40	0,78560632	

	0,25	1,10	0,04	1,40		0,77106149
	0,11	1,40	0,02	1,40	0,34280884	0,59880103
		1,39	0,12	1,39		
				1,39	0,47240524	
AN]		1,38	0,04	1,38		
	0,04	1,42	0,05	1,38	0,47281005	0,42300002
	0,06	1,24	0,02	1,38	0,54172935	0,5387604
	0,07	1,69	0,04	1,38	0,69883756	-0,2778959
	0,04	1,27	0,01	1,38	0,64088193	0,38735376
	0,06	0,65	0,05	1,38	0,70870048	0,88528209
	0,03	1,38	0,03	1,38	0,56841373	0,34229383
	0,04	1,32	0,09	1,38	0,5472455	0,43025128
	0,02	1,48	0,03	1,38	0,3834431	0,42708775
	0,13	1,24	0,04	1,37		0,59073881
		1,37	0,17	1,37		
	0,03	1,34	0,03	1,37	0,61248726	0,29618365
				1,36	0,44556632	
				1,36	0,4424931	
		1,36	0,11	1,36		
	0,08	1,34	0,10	1,36	0,5608912	0,32645696
		1,07	0,06	1,36	0,71236181	
	0,07	1,19	0,05	1,35	0,34004107	0,67158552
		1,49	0,08	1,34	0,2468123	
				1,34	0,42166347	
	0,10	1,46	0,14	1,34	0,28104085	0,42270653
				1,32	0,40484677	
	0,12	0,89	0,03	1,32	0,66958427	0,56829214
	0,06	1,09	0,02	1,32	0,00470089	0,90223988
	0,06	1,31	0,08	1,32	0,41586372	0,39924208
	0,04	1,33	0,05	1,32		0,37624694
	0,06	1,26	0,05	1,31	0,46522413	0,37741539
	0,09	1,08	0,03	1,31	0,6790026	0,31750646
				1,31	0,38502475	
	0,03	1,30	0,05	1,30	0,35431556	0,4185643
				1,29	0,3707086	
				1,29	0,3689375	
		1,42	0,06	1,29	0,21535265	
	0,13	1,23	0,06	1,29		0,4176891
	0,03	1,26	0,02	1,28	0,33281286	0,41760331
		1,28	0,16	1,28		
		1,16	0,05	1,28	0,48709509	
	0,20			1,28		0,35720826
	0,06	1,36	0,06	1,28	0,33363447	0,27730926
	0,05	1,30	0,06	1,27	0,3544843	0,30206778

0,03	1,15	0,03	1,27	0,63082836	0,15033672
0,09			1,27	0,36596152	0,31790699
	1,27	0,06	1,27		
			1,26	0,33903344	
	1,26	0,11	1,26		
0,01	1,74	0,21	1,26	0,05127369	-0,0029265
0,03	1,25	0,02	1,26	0,20667027	0,44920904
0,06	1,27	0,09	1,25		0,30604382
			1,25	0,32632356	
0,09	1,27	0,09	1,25		0,30577888
			1,25	0,32468295	
			1,25	0,31787848	
	1,25	0,11	1,25		
	1,25	0,12	1,25		
0,05	1,25	0,07	1,24	0,43076656	0,17689398
0,10	1,24	0,06	1,24	0,2056077	0,41720137
0,09	0,94	0,01	1,24	0,67930521	0,24628222
0,14	1,27	0,28	1,24	0,15746779	0,41296337
0,08	1,25	0,02	1,24	0,31653023	0,28239001
0,07	1,32	0,04	1,24	0,30694938	0,20845896
	1,24	0,05	1,24		
0,16	1,11	0,13	1,23	0,52026133	0,20869945
0,05	1,43	0,06	1,23	0,16401334	0,19403362
0,03	1,17	0,03	1,23	0,53321266	0,09287051
0,05	1,07	0,02	1,22	0,54939816	0,19165102
0,09	1,15	0,02	1,22	0,02863439	0,58635059
0,03	1,20	0,02	1,22	0,29960923	0,29917383
	1,24	0,05	1,22	0,26116578	
0,10	1,13	0,03	1,22	0,04880357	0,57205055
0,12	1,24	0,02	1,22		0,25462089
	1,21	0,11	1,21		
			1,21	0,27823273	
0,13	1,14	0,05	1,21	0,53918245	0,06384942
0,05	1,17	0,07	1,21	0,4069242	0,18781292
0,11	1,34	0,12	1,21	0,3145697	0,07086643
0,13	1,10	0,05	1,21	-0,0682839	0,66126936
0,02	1,39	0,13	1,21	0,18399861	0,14543339
0,04	1,08	0,09	1,21	0,47079388	0,21715579
0,07	1,37	0,12	1,21	-0,0150167	0,34528768
	1,20	0,29	1,20		
0,04	1,19	0,08	1,20	0,28830763	0,23043522
			1,19	0,24950369	
0,06	1,25	0,04	1,19	0,18984692	0,22251924
0,12	1,13	0,04	1,19	0,04670013	0,48181156

0,05	1,01	0,03	1,19	0,35425873	0,34837286
0,01	1,49	0,17	1,18	0,075212	0,01661744
0,16	1,18	0,10	1,18		0,24545731
0,13	1,23	0,10	1,18	0,49969261	-0,1471386
0,01	0,98	0,02	1,18	0,54413752	0,14683419
0,04	1,09	0,06	1,18	0,21228725	0,36014903
	1,18	0,07	1,18		
0,05	1,11	0,02	1,17	0,14476961	0,38616046
0,02	1,43	0,06	1,17	-0,1472319	0,24085571
0,05			1,17	0,22544748	0,23315549
0,14	1,27	0,19	1,17		0,09538391
0,04	1,22	0,08	1,17	0,4894615	-0,1799327
0,05	1,23	0,06	1,17	0,27148783	0,09287213
0,02	1,19	0,12	1,17		0,19801955
			1,16	0,21948161	
√]	1,16	0,05	1,16		
	1,01	0,03	1,16	0,39728647	
0,08	0,90	0,05	1,16	0,66110572	-0,0082816
0,05	1,19	0,13	1,16	0,23665136	0,15037558
			1,16	0,2110426	
0,06	1,23	0,04	1,16	0,09483823	0,22582789
0,05	0,97	0,03	1,15	-0,1119958	0,64795156
0,23	1,04	0,12	1,15		0,34315352
			1,15	0,20126959	
	1,05	0,07	1,14	0,31033114	
0,05	1,26	0,12	1,14	0,14130571	0,10004778
0,09			1,14	0,17736063	0,20307656
0,04			1,14		0,18904883
0,07	1,19	0,07	1,14	0,17717207	0,13583584
0,07	1,15	0,00	1,14	0,15770586	0,18750966
0,05	1,16	0,06	1,14	0,4262866	-0,1442192
			1,14	0,18311414	
0,18	1,10	0,03	1,13	0,32139806	0,07613055
			1,13	0,17888481	
	1,13	0,02	1,13		
			1,13	0,17363323	
0,00	1,17	0,06	1,13	0,15719292	0,13101868
0,06	1,17	0,04	1,13	0,19957364	0,08410845
	1,16	0,01	1,12	0,12121404	
0,09	1,12	0,02	1,12	0,13879193	0,20224136
0,03	1,09	0,05	1,12	0,27172728	0,09849926
0,24	1,06	0,03	1,12	0,11861278	0,28147416
	1,21	0,05	1,12	0,03562325	
0,07	0,90	0,07	1,12		0,41685017

		1,08	0,10	1,12	0,2067458	
		1,11	0,11	1,12	0,17166928	
0,04		0,92	0,03	1,12	-0,1531931	0,61277929
0,02		1,14	0,04	1,11	0,19883644	0,07451202
0,06		1,13	0,02	1,11	0,21519092	0,05404273
0,04				1,11	0,31449247	-0,0322048
		0,77	0,05	1,11	0,53627581	
0,06		1,06	0,06	1,11	0,19779711	0,16619213
0,05		1,16	0,04	1,11	0,2656329	-0,0570378
		1,11	0,12	1,11		
0,04		1,22	0,05	1,11	0,10324494	0,03306965
0,03				1,11		0,14499881
0,01		1,17	0,06	1,10	0,13652327	0,0591528
0,06		1,26	0,15	1,10	0,0034462	0,06067945
0,07		1,06	0,02	1,10	0,19715042	0,12626508
0,03		1,14	0,03	1,10	0,07999041	0,14441371
		1,09	0,14	1,10	0,1447565	
				1,10	0,13254026	
0,06		1,09	0,04	1,10	0,21636216	0,05427084
0,13		0,95	0,04	1,09	0,2798303	0,15635616
		0,93	0,06	1,09	0,32555697	
0,12		1,06	0,06	1,09	0,36176612	-0,1227269
		1,09	0,04	1,09		
		1,05	0,03	1,08	0,16781142	
'=1 - [FRPD1_HUN		1,08	0,05	1,08		
0,02		1,01	0,02	1,08	0,00198018	0,28786733
0,04		1,05	0,04	1,08	-0,1839598	0,38626571
{VK7_HUMAN]		1,07	0,08	1,07		
		0,92	0,06	1,07	0,29726919	
PE=4 SV=1 - [J3KN		1,07	0,12	1,07		
0,04		1,11	0,03	1,07	0,18488838	-0,0376602
0,06		0,91	0,03	1,07	0,47978896	-0,133788
0,03		1,00	0,03	1,07	0,22776686	0,05938036
		0,95	0,05	1,07	0,24455722	
0,06		0,92	0,03	1,07	0,25280729	0,12907805
0,13		1,01	0,11	1,07	0,21031574	0,05587042
		1,07	0,15	1,07		
0,05		1,05	0,05	1,06	0,13365393	0,05560228
0,02		0,99	0,04	1,06	0,00151279	0,25833608
0,03		1,12	0,03	1,06	0,10479147	-0,0174234
		1,06	0,05	1,06		
0,06		1,09	0,07	1,06	0,15064708	-0,0411072
		1,06	0,03	1,06		
0,03		1,04	0,04	1,05	0,07340516	0,09121272



0,04	1,17	0,03	1,05	-0,0108161	-0,0052686
0,03	1,12	0,01	1,05	0,04521835	-0,0038927
0,06	1,09	0,05	1,05	-0,0467268	0,12832148
0,22			1,05		0,06889853
0,15	1,17	0,04	1,05	0,04237054	-0,0830978
			1,05	0,06751471	
0,01	1,08	0,04	1,05	-0,029301	0,11408923
0,04	1,07	0,05	1,05	0,10592158	-0,0008626
0,08	0,95	0,11	1,05	-0,037656	0,28619674
0,07	0,93	0,04	1,05	0,14403769	0,14037426
0,05	1,16	0,05	1,05	-0,0479534	0,01354712
0,05			1,05		0,06406043
0,04	0,97	0,03	1,05	0,16051865	0,06584983
0,05			1,04	-0,2388186	0,31310277
0,03	1,09	0,01	1,04	0,12312791	-0,0742771
0,06	0,99	0,03	1,04	0,07255924	0,11537139
0,02	1,21	0,07	1,04	-0,3746271	0,1905197
0,25	0,96	0,09	1,04	0,00015148	0,2146417
	1,04	0,03	1,04		
			1,03	0,04957892	
0,07	1,01	0,04	1,03	-0,2461136	0,32501146
	1,03	0,10	1,03		
0,25	0,90	0,09	1,03	0,05347957	0,20907546
	1,13	0,05	1,03	-0,1012075	
	1,03	0,05	1,03		
	1,03	0,02	1,03		
			1,03	0,03698386	
0,10			1,02	-0,3462899	0,33468724
0,05	1,07	0,03	1,02	0,1133034	-0,1451619
0,05	1,06	0,04	1,02	-0,0051066	0,00129646
			1,02	0,02657331	
0,06	0,91	0,02	1,02		0,17647183
	1,02	0,07	1,02		
0,03	1,12	0,06	1,02	-0,2171334	0,09503588
0,06	1,09	0,02	1,01	-0,1129236	0,02700392
	1,01	0,09	1,01		
	1,05	0,03	1,01	-0,0509154	
0,03	1,01	0,01	1,01	0,14268401	-0,1326579
0,04	1,02	0,05	1,00	-0,0495075	0,04400304
0,11	1,01	0,02	1,00		-0,0130247
0,04	0,96	0,03	1,00	-0,0047827	0,05724116
0,02	1,03	0,02	1,00	-0,1080328	0,04852573
0,02	0,87	0,04	0,99	0,14320472	0,00588163
0,06	1,25	0,14	0,99	-0,2867547	-0,1479002

	0,17			0,99	-0,3283277	0,23915628
		0,99	0,04	0,99		
PE=2 SV=1 - [B7Z7		0,99	0,08	0,99		
	0,05	1,02	0,09	0,99	0,03251218	-0,1255758
				0,98	-0,0248118	
	0,08	0,79	0,05	0,98	-0,1877101	0,35674683
		0,98	0,16	0,98		
	0,02	0,99	0,03	0,98	-0,1281273	0,04819907
	0,03	1,03	0,04	0,98	0,00986034	-0,1356354
	0,05	1,04	0,03	0,98	0,02093211	-0,1797762
	0,05	0,76	0,07	0,98	-0,1728733	0,36165713
	0,04	1,10	0,06	0,98	-0,0998825	-0,1607689
	0,03	0,90	0,02	0,97	-0,2698162	0,24289972
[AN]		0,96	0,06	0,96		
	0,14	0,81	0,06	0,96	0,05294109	0,05848899
		1,08	0,10	0,96	-0,2319314	
	0,06	0,87	0,07	0,96	-0,0814149	0,08859325
				0,96	-0,0638875	
	0,02	1,01	0,06	0,96	-0,1151853	-0,1032551
	0,15	1,05	0,14	0,96		-0,2204351
	0,03			0,95	-0,0058443	-0,1344292
	0,05	1,10	0,03	0,95	-0,1622396	-0,2076605
	0,01	0,94	0,05	0,95	-0,0251264	-0,1041468
	0,03			0,95		-0,0743945
	0,03	0,98	0,06	0,95	0,02603783	-0,2384075
		0,95	0,03	0,95		
	0,02	1,01	0,02	0,95	-0,1652191	-0,0921972
	0,05	0,91	0,05	0,95	0,0033519	-0,1054752
	0,02	0,92	0,03	0,95		-0,0493836
	0,02			0,94	-0,0383622	-0,1288468
	0,04	1,10	0,04	0,94	-0,3168706	-0,1132928
	0,04	1,08	0,06	0,94	-0,4132889	-0,0093809
	0,02	0,99	0,04	0,94	-0,0065988	-0,2434792
	0,07	0,89	0,02	0,94	0,12686469	-0,239809
	0,02	1,02	0,10	0,94	-0,0571909	-0,2493455
	0,03	0,90	0,05	0,94	-0,0530547	-0,0620262
	0,03	1,02	0,01	0,94	-0,2005581	-0,1147167
	0,06	0,93	0,03	0,94	0,01363308	-0,1899404
	0,02	0,93	0,01	0,94	-0,0603628	-0,1143703
	0,05	1,10	0,07	0,94	-0,3285237	-0,1310276
	0,04	1,04	0,03	0,93	-0,1976999	-0,1764068
	0,04	1,11	0,03	0,93	-0,2975828	-0,2213247
	0,04			0,93	0,09703242	-0,3566374
	0,04	0,97	0,06	0,92	-0,0655515	-0,2343897

0,08			0,92	0,12004536	-0,3908384
0,02	0,92	0,04	0,92	-0,1286916	-0,0983872
0,03	1,01	0,11	0,92	-0,2032021	-0,1768631
0,09	0,80	0,03	0,92		0,05510927
0,05	0,95	0,02	0,92		-0,1683854
0,04	0,85	0,04	0,92	-0,158284	0,01171855
0,09	0,70	0,03	0,92	-0,3245276	0,33551356
0,05	1,00	0,04	0,92	-0,2631356	-0,1270376
0,04			0,91	-0,1567224	-0,1002537
0,08	0,99	0,05	0,91	-0,2510753	-0,1486283
0,04	0,94	0,04	0,91	-0,2225654	-0,1131749
0,05	0,87	0,02	0,91	-0,0538157	-0,1689657
0,05	0,81	0,03	0,91	-0,1484092	0,01310247
0,12	0,87	0,07	0,90	-0,1995814	-0,0317558
0,02	0,96	0,04	0,90	-0,2355862	-0,1511148
0,03	0,96	0,04	0,90	-0,2837516	-0,1188896
	0,83	0,10	0,90	-0,0498881	
0,03	0,92	0,03	0,89	-0,343195	-0,0442993
0,11	0,85	0,02	0,89	-0,3942717	0,08812253
0,04	0,83	0,05	0,89	-0,5237616	0,19286506
0,02	0,92	0,01	0,89	-0,0312937	-0,3902875
0,10	0,97	0,10	0,89	-0,3822025	-0,1126984
- [D6RF62_HUMA	0,89	0,06	0,89		
0,04	0,93	0,04	0,88	-0,0668507	-0,378725
	0,78	0,03	0,88	-0,0144027	
	0,89	0,07	0,88	-0,1977663	
0,05	0,84	0,07	0,88	-0,0277623	-0,278967
0,04	0,87	0,05	0,88	-0,0905193	-0,2621783
0,04	0,91	0,06	0,87	-0,2906952	-0,1562419
0,03	0,84	0,02	0,87	-0,1102932	-0,2302839
0,03	0,91	0,02	0,87	-0,3153527	-0,1440057
0,04	0,82	0,02	0,87	-0,2466401	-0,0767933
0,02	0,88	0,04	0,87	-0,1500196	-0,2636594
	0,87	0,05	0,87		
0,07	0,89	0,02	0,87	-0,1867502	-0,2542771
0,11	0,73	0,03	0,87	-0,1427453	-0,0628111
	0,86	0,02	0,86		
0,03	0,93	0,06	0,86	-0,2143921	-0,338662
0,02	0,92	0,05	0,86	-0,2241888	-0,3239629
0,09	0,97	0,09	0,86	-0,327886	-0,3071915
0,04	0,89	0,02	0,86	-0,1843992	-0,3060911
0,04	0,82	0,04	0,86	-0,1164079	-0,270035
0,01	0,95	0,03	0,86	-0,3283223	-0,2794048
0,01	0,86	0,04	0,85	-0,2261713	-0,2367243

0,15			0,85		-0,2303417
0,06	0,79	0,08	0,85	0,03870971	-0,446568
0,13	0,77	0,07	0,85	-0,2471836	-0,1027632
0,03	0,96	0,06	0,85	-0,6576817	-0,0701537
	0,79	0,05	0,85	-0,1365883	
	0,96	0,06	0,85	-0,4435269	
0,02	0,86	0,02	0,85	-0,1344266	-0,3739649
0,04	0,80	0,04	0,84	-0,3328863	-0,0889678
0,04	0,78	0,04	0,84	-0,1362252	-0,2535057
	0,82	0,05	0,84	-0,2095484	
0,05	0,85	0,02	0,84	-0,4418442	-0,1017607
0,03	0,91	0,02	0,84	-0,2960632	-0,3477669
0,06	0,80	0,03	0,84	-0,3466133	-0,1172543
0,02	0,77	0,03	0,83	-0,5013563	0,04144492
0,02	0,95	0,03	0,83	-0,4067703	-0,3569838
0,03	0,92	0,02	0,83	-0,5889442	-0,1522286
	0,82	0,01	0,82		
0,06	0,79	0,05	0,82	-0,1699328	-0,3375795
			0,82	-0,2835285	
			0,82	-0,2847259	
0,02	0,88	0,03	0,82	-0,4222547	-0,2604515
			0,82	-0,2871612	
0,08	0,73	0,03	0,82	-0,6236847	0,10203675
	0,82	0,07	0,82		
0,02	0,77	0,02	0,82	-0,2986402	-0,2154995
	0,70	0,05	0,82	-0,1048909	
0,01	0,82	0,03	0,81	-0,5476219	-0,1172242
0,06	0,73	0,04	0,81	-0,2684854	-0,213057
			0,81	-0,3125431	
0,03	0,82	0,05	0,80	-0,4888291	-0,1986981
0,11	0,84	0,02	0,80	-0,3084522	-0,3906072
0,04	0,77	0,03	0,80	-0,2901739	-0,2927467
0,02	0,82	0,06	0,80		-0,3617548
3B1 PE=1 SV=1 - [	0,79	0,05	0,79		
0,03	0,89	0,03	0,79	-0,4988664	-0,369625
	0,75	0,03	0,79	-0,2686148	
0,03	0,84	0,04	0,79	-0,3998573	-0,3888479
0,06	0,77	0,02	0,79	-0,3060408	-0,3600984
0,06	0,79	0,05	0,78	-0,5251216	-0,1952623
0,01			0,78		-0,350019
5_HUMAN]	0,78	0,08	0,78		
	0,78	0,09	0,78		
	0,80	0,04	0,78	-0,4092558	
	0,79	0,05	0,78	-0,3978599	

	0,02			0,77		-0,3691085
	0,02	0,72	0,02	0,77	-0,3353507	-0,3080675
	0,04	0,83	0,01	0,77	-0,4391687	-0,415575
. SV=2 - [LRP5_HU		0,77	0,06	0,77		
		0,77	0,02	0,77		
	0,05	0,78	0,03	0,77	-0,4344756	-0,3437415
	0,03	0,70	0,03	0,77	-0,4113941	-0,2449233
	0,03	0,70	0,04	0,77	-0,5152389	-0,1577775
	0,09	0,66	0,05	0,76	-0,2643893	-0,3118134
		0,76	0,02	0,76		
	0,06	0,79	0,03	0,75	-0,3715811	-0,5145414
	0,01			0,75	-0,0127528	-0,9630697
				0,75	-0,412742	
	0,09	0,72	0,03	0,75	-0,3373848	-0,4345878
	0,06	0,71	0,03	0,75	-0,6402907	-0,1709045
	0,06	0,88	0,04	0,74	-0,6593263	-0,4782595
	0,07	0,79	0,04	0,74	-0,5839628	-0,3648383
	0,04	0,71	0,01	0,74	-0,4745073	-0,3235086
	0,06	0,71	0,01	0,74	-0,5145122	-0,3021469
	0,03	0,69	0,03	0,74	-0,3902128	-0,3842731
	0,03	0,75	0,02	0,74	-0,5719114	-0,344348
	0,01	0,81	0,03	0,73	-0,3483311	-0,7277412
	0,12	0,77	0,08	0,73	-0,2766087	-0,7391009
				0,73	-0,4547586	
	0,02	0,82	0,02	0,73	-0,7231698	-0,4185371
	0,04	0,73	0,05	0,72	-0,440376	-0,5080513
	0,03	0,78	0,05	0,72	-0,4684971	-0,5800408
	0,04	0,75	0,02	0,72	-0,546659	-0,4602907
		0,89	0,11	0,72	-0,863742	
		0,72	0,03	0,71	-0,5030197	
	0,03	0,50	0,06	0,71	-0,1330889	-0,4832188
	0,03	0,75	0,02	0,71	-0,5567979	-0,5135494
	0,01	0,75	0,04	0,71		-0,5800862
	0,03	0,73	0,03	0,71	-0,4866359	-0,5785005
	0,01	0,79	0,12	0,70	-0,6097191	-0,6032427
	0,02	0,65	0,05	0,69	-0,4283338	-0,5868248
		0,68	0,03	0,68		
	0,08	0,68	0,04	0,68	-0,6849672	-0,4052945
	0,02	0,64	0,02	0,68	-0,3452155	-0,6941121
				0,68	-0,5601962	
	0,03	0,70	0,04	0,67	-0,8652862	-0,391271
	0,01	0,71	0,01	0,67	-0,6696571	-0,5949625
				0,67	-0,5859608	
	0,05			0,65		-0,6229139

	0,05	0,59	0,03	0,65	-0,6143723	-0,5042518
	0,02			0,65		-0,6264396
	0,01	0,59	0,02	0,65	-0,4538169	-0,6898973
	0,12			0,65	-0,6197582	-0,6447357
	0,04	0,71	0,04	0,64	-0,7643909	-0,7001785
HUMAN]		0,63	0,01	0,63		
	0,05	0,70	0,05	0,62	-0,8932468	-0,6897803
		0,65	0,06	0,61	-0,7992584	
	0,01	0,64	0,01	0,60	-0,7058807	-0,8595998
	0,02	0,45	0,05	0,59	-0,0686308	-1,4362145
	0,03	0,54	0,05	0,59	-0,872157	-0,5522507
	0,01	0,53	0,06	0,58		-0,6544379
	0,01	0,63	0,05	0,57	-1,3585887	-0,5358064
		0,66	0,03	0,56	-1,0986408	
. - [VLDLR_HUMAI		0,56	0,09	0,56		
	0,05	0,59	0,01	0,56	-0,8016275	-0,9804362
	0,02	0,52	0,03	0,53	-0,8236059	-0,9955179
	0,02	0,60	0,02	0,53	-1,0841091	-0,9506828
	0,04	0,54	0,01	0,51	-0,8347289	-1,1822425
	0,05			0,50	-0,8892784	-1,090211
	0,03			0,50		-1,0081842
	0,05			0,49		-1,0174524
	0,03	0,38	0,02	0,38	-1,5159657	-1,2368576
				0,33	-1,5892626	

Log2 R3	SD of means	Test Z	1-Test Z	Min	Test Z 2 tails
			1	1	2
			1	1	2
			1	1	2
			1	1	2
			1	1	2
			1	1	2
0,57683866	1,80682101	#NAME?	#NAME?	#NAME?	#NAME?
			1	1	2
			1	1	2
0,91654581			1	1	2
0,67538189	0,40427128	#NAME?	#NAME?	#NAME?	#NAME?
0,39164466	0,46266281	#NAME?	#NAME?	#NAME?	#NAME?
0,95014335	0,19961545	#NAME?	#NAME?	#NAME?	#NAME?
			1	1	2
			1	1	2
0,33556419	0,56288641	#NAME?	#NAME?	#NAME?	#NAME?
0,4563467	0,47349329	#NAME?	#NAME?	#NAME?	#NAME?
0,70803269			1	1	2
-0,8180651	1,12245626	#NAME?	#NAME?	#NAME?	#NAME?
			1	1	2
			1	1	2
0,64606669	0,24137527	#NAME?	#NAME?	#NAME?	#NAME?
0,17331583	0,43104678	#NAME?	#NAME?	#NAME?	#NAME?
0,62424621			1	1	2
0,50798803	0,13044788	#NAME?	#NAME?	#NAME?	#NAME?
0,59665044			1	1	2
			1	1	2
0,59527189			1	1	2
			1	1	2
0,36652001	0,16818189	#NAME?	#NAME?	#NAME?	#NAME?
			1	1	2
0,24275108	0,26201141	#NAME?	#NAME?	#NAME?	#NAME?
0,54742821	0,01464547	#NAME?	#NAME?	#NAME?	#NAME?
0,87250076	0,30234887	#NAME?	#NAME?	#NAME?	#NAME?
			1	1	2
0,19163687	0,29159189	#NAME?	#NAME?	#NAME?	#NAME?
			1	1	2
0,26434451	0,30877608	#NAME?	#NAME?	#NAME?	#NAME?
0,68423278	0,20758044	#NAME?	#NAME?	#NAME?	#NAME?
0,50959945	0,0634328	#NAME?	#NAME?	#NAME?	#NAME?
0,62298909	0,10758546	#NAME?	#NAME?	#NAME?	#NAME?
0,45813395	0,17064718	#NAME?	#NAME?	#NAME?	#NAME?
0,1186717	0,471594	#NAME?	#NAME?	#NAME?	#NAME?

0,14034251	0,44598567	#NAME?	#NAME?	#NAME?	#NAME?
0,48983389	0,12846673	#NAME?	#NAME?	#NAME?	#NAME?
0,47885468			1	1	2
			1	1	2
0,46846999			1	1	2
0,50520407	0,04140837	#NAME?	#NAME?	#NAME?	#NAME?
0,30936849	0,13330481	#NAME?	#NAME?	#NAME?	#NAME?
0,76045517	0,58252012	#NAME?	#NAME?	#NAME?	#NAME?
0,34080861	0,16149664	#NAME?	#NAME?	#NAME?	#NAME?
-0,6167174	0,8209665	#NAME?	#NAME?	#NAME?	#NAME?
0,4654589	0,11321038	#NAME?	#NAME?	#NAME?	#NAME?
0,40178902	0,07708798	#NAME?	#NAME?	#NAME?	#NAME?
0,56176574	0,09295337	#NAME?	#NAME?	#NAME?	#NAME?
0,31211027	0,19702013	#NAME?	#NAME?	#NAME?	#NAME?
0,45406498			1	1	2
0,42045684	0,15935677	#NAME?	#NAME?	#NAME?	#NAME?
			1	1	2
			1	1	2
0,4418195			1	1	2
0,42039877	0,11798489	#NAME?	#NAME?	#NAME?	#NAME?
0,09987078	0,43309656	#NAME?	#NAME?	#NAME?	#NAME?
0,25135907	0,22150112	#NAME?	#NAME?	#NAME?	#NAME?
0,57979992	0,23545781	#NAME?	#NAME?	#NAME?	#NAME?
			1	1	2
0,54669538	0,13292525	#NAME?	#NAME?	#NAME?	#NAME?
			1	1	2
-0,1611387	0,45321632	#NAME?	#NAME?	#NAME?	#NAME?
0,1287396	0,48635798	#NAME?	#NAME?	#NAME?	#NAME?
0,3921875	0,012156	#NAME?	#NAME?	#NAME?	#NAME?
0,41630214	0,0283233	#NAME?	#NAME?	#NAME?	#NAME?
0,3296892	0,06874819	#NAME?	#NAME?	#NAME?	#NAME?
0,10641171	0,28956887	#NAME?	#NAME?	#NAME?	#NAME?
			1	1	2
0,37667507	0,03261533	#NAME?	#NAME?	#NAME?	#NAME?
			1	1	2
			1	1	2
0,50536227	0,20506777	#NAME?	#NAME?	#NAME?	#NAME?
0,30443423	0,08008328	#NAME?	#NAME?	#NAME?	#NAME?
0,33229154	0,04910497	#NAME?	#NAME?	#NAME?	#NAME?
0,36029204			1	1	2
0,21974607	0,1890443	#NAME?	#NAME?	#NAME?	#NAME?
			1	1	2
0,44527557	0,08548776	#NAME?	#NAME?	#NAME?	#NAME?
0,37713594	0,03850501	#NAME?	#NAME?	#NAME?	#NAME?



0,19623139	0,26515815	#NAME?	#NAME?	#NAME?	#NAME?
	0,03397968	#NAME?	#NAME?	#NAME?	#NAME?
0,33972774			1	1	2
			1	1	2
0,33688717			1	1	2
0,79577169	0,44630589	#NAME?	#NAME?	#NAME?	#NAME?
0,32103782	0,12133483	#NAME?	#NAME?	#NAME?	#NAME?
0,34879244	0,03022784	#NAME?	#NAME?	#NAME?	#NAME?
			1	1	2
0,34466555	0,02749703	#NAME?	#NAME?	#NAME?	#NAME?
			1	1	2
			1	1	2
0,31785079			1	1	2
0,31672093			1	1	2
0,32205149	0,12737147	#NAME?	#NAME?	#NAME?	#NAME?
0,30487031	0,10586408	#NAME?	#NAME?	#NAME?	#NAME?
-0,0950784	0,38809492	#NAME?	#NAME?	#NAME?	#NAME?
0,34822228	0,13282612	#NAME?	#NAME?	#NAME?	#NAME?
0,32679627	0,02324816	#NAME?	#NAME?	#NAME?	#NAME?
0,4036864	0,09761504	#NAME?	#NAME?	#NAME?	#NAME?
0,30596287			1	1	2
0,15699723	0,19651324	#NAME?	#NAME?	#NAME?	#NAME?
0,51671069	0,19554076	#NAME?	#NAME?	#NAME?	#NAME?
0,22298974	0,22622647	#NAME?	#NAME?	#NAME?	#NAME?
0,09163958	0,24066859	#NAME?	#NAME?	#NAME?	#NAME?
0,20109236	0,28554422	#NAME?	#NAME?	#NAME?	#NAME?
0,26388724	0,02049957	#NAME?	#NAME?	#NAME?	#NAME?
0,3067453	0,03222959	#NAME?	#NAME?	#NAME?	#NAME?
0,17824478	0,27252688	#NAME?	#NAME?	#NAME?	#NAME?
0,30885916	0,03835225	#NAME?	#NAME?	#NAME?	#NAME?
0,27920805			1	1	2
			1	1	2
0,18567029	0,24689832	#NAME?	#NAME?	#NAME?	#NAME?
0,22728366	0,11678928	#NAME?	#NAME?	#NAME?	#NAME?
0,42379024	0,18068187	#NAME?	#NAME?	#NAME?	#NAME?
0,13385386	0,37666844	#NAME?	#NAME?	#NAME?	#NAME?
0,47290577	0,17897523	#NAME?	#NAME?	#NAME?	#NAME?
0,11224214	0,18434501	#NAME?	#NAME?	#NAME?	#NAME?
0,44925814	0,24364598	#NAME?	#NAME?	#NAME?	#NAME?
0,260682			1	1	2
0,25244817	0,02921097	#NAME?	#NAME?	#NAME?	#NAME?
			1	1	2
0,32719045	0,07174816	#NAME?	#NAME?	#NAME?	#NAME?
0,1749357	0,2235841	#NAME?	#NAME?	#NAME?	#NAME?

0,00893342	0,19769646	#NAME?	#NAME?	#NAME?	#NAME?
0,57448197	0,30657154	#NAME?	#NAME?	#NAME?	#NAME?
0,24195669	0,00247531	#NAME?	#NAME?	#NAME?	#NAME?
0,30428293	0,33175213	#NAME?	#NAME?	#NAME?	#NAME?
-0,0296895	0,293907	#NAME?	#NAME?	#NAME?	#NAME?
0,1232977	0,1196389	#NAME?	#NAME?	#NAME?	#NAME?
0,23468749			1	1	2
0,14760954	0,13855453	#NAME?	#NAME?	#NAME?	#NAME?
0,52033749	0,33525388	#NAME?	#NAME?	#NAME?	#NAME?
	0,00545039	#NAME?	#NAME?	#NAME?	#NAME?
0,34773908	0,17844205	#NAME?	#NAME?	#NAME?	#NAME?
0,28631398	0,34320631	#NAME?	#NAME?	#NAME?	#NAME?
0,29957683	0,11211556	#NAME?	#NAME?	#NAME?	#NAME?
0,24581276	0,03379491	#NAME?	#NAME?	#NAME?	#NAME?
			1	1	2
0,21807234			1	1	2
0,00796878	0,27528918	#NAME?	#NAME?	#NAME?	#NAME?
-0,1456095	0,4316109	#NAME?	#NAME?	#NAME?	#NAME?
0,24712203	0,05309272	#NAME?	#NAME?	#NAME?	#NAME?
			1	1	2
0,29600783	0,10210511	#NAME?	#NAME?	#NAME?	#NAME?
-0,0462502	0,42106188	#NAME?	#NAME?	#NAME?	#NAME?
0,05224665	0,20570222	#NAME?	#NAME?	#NAME?	#NAME?
			1	1	2
0,0703205	0,16971315	#NAME?	#NAME?	#NAME?	#NAME?
0,3327343	0,12415725	#NAME?	#NAME?	#NAME?	#NAME?
	0,01818391	#NAME?	#NAME?	#NAME?	#NAME?
			1	1	2
0,24511665	0,05517766	#NAME?	#NAME?	#NAME?	#NAME?
0,20755939	0,0250853	#NAME?	#NAME?	#NAME?	#NAME?
0,21235433	0,28820959	#NAME?	#NAME?	#NAME?	#NAME?
			1	1	2
0,13383489	0,12823539	#NAME?	#NAME?	#NAME?	#NAME?
			1	1	2
0,17756035			1	1	2
			1	1	2
0,22919295	0,05083844	#NAME?	#NAME?	#NAME?	#NAME?
0,22963397	0,07682611	#NAME?	#NAME?	#NAME?	#NAME?
0,21171034	0,06399055	#NAME?	#NAME?	#NAME?	#NAME?
0,15777011	0,03256709	#NAME?	#NAME?	#NAME?	#NAME?
0,12155733	0,09406614	#NAME?	#NAME?	#NAME?	#NAME?
0,08720895	0,10428247	#NAME?	#NAME?	#NAME?	#NAME?
0,27767891	0,17115919	#NAME?	#NAME?	#NAME?	#NAME?
-0,1535504	0,40333414	#NAME?	#NAME?	#NAME?	#NAME?

0,11038776	0,06813542	#NAME?	#NAME?	#NAME?	#NAME?
0,14429761	0,0193547	#NAME?	#NAME?	#NAME?	#NAME?
-0,1253311	0,43441475	#NAME?	#NAME?	#NAME?	#NAME?
0,18461936	0,06804694	#NAME?	#NAME?	#NAME?	#NAME?
0,18175572	0,08504632	#NAME?	#NAME?	#NAME?	#NAME?
	0,24515196	#NAME?	#NAME?	#NAME?	#NAME?
-0,3789955	0,64719456	#NAME?	#NAME?	#NAME?	#NAME?
0,08098662	0,06042012	#NAME?	#NAME?	#NAME?	#NAME?
0,21635955	0,17382477	#NAME?	#NAME?	#NAME?	#NAME?
0,14833498			1	1	2
0,2879297	0,13164768	#NAME?	#NAME?	#NAME?	#NAME?
			1	1	2
0,23034851	0,08572955	#NAME?	#NAME?	#NAME?	#NAME?
0,3368468	0,17827881	#NAME?	#NAME?	#NAME?	#NAME?
0,08993048	0,05452988	#NAME?	#NAME?	#NAME?	#NAME?
0,18342025	0,05223282	#NAME?	#NAME?	#NAME?	#NAME?
0,12566475	0,01349991	#NAME?	#NAME?	#NAME?	#NAME?
			1	1	2
0,12165433	0,08142861	#NAME?	#NAME?	#NAME?	#NAME?
-0,0749245	0,18008682	#NAME?	#NAME?	#NAME?	#NAME?
-0,1091075	0,30735421	#NAME?	#NAME?	#NAME?	#NAME?
0,09028772	0,24283372	#NAME?	#NAME?	#NAME?	#NAME?
0,11847681			1	1	2
0,06454436	0,07302084	#NAME?	#NAME?	#NAME?	#NAME?
0,11347671			1	1	2
0,0205815	0,15995791	#NAME?	#NAME?	#NAME?	#NAME?
0,06855829	0,28573311	#NAME?	#NAME?	#NAME?	#NAME?
0,10413182			1	1	2
-0,1192353	0,29451316	#NAME?	#NAME?	#NAME?	#NAME?
0,10370143			1	1	2
0,14846353	0,11937106	#NAME?	#NAME?	#NAME?	#NAME?
-0,1392075	0,3558236	#NAME?	#NAME?	#NAME?	#NAME?
-0,0037127	0,11966447	#NAME?	#NAME?	#NAME?	#NAME?
-0,0680063	0,2210158	#NAME?	#NAME?	#NAME?	#NAME?
-0,1188282	0,18924384	#NAME?	#NAME?	#NAME?	#NAME?
0,00914652	0,10528179	#NAME?	#NAME?	#NAME?	#NAME?
0,09109055			1	1	2
0,07602221	0,04047725	#NAME?	#NAME?	#NAME?	#NAME?
-0,0141949	0,15301311	#NAME?	#NAME?	#NAME?	#NAME?
0,15953759	0,09059877	#NAME?	#NAME?	#NAME?	#NAME?
0,08250177			1	1	2
0,1212441	0,10327323	#NAME?	#NAME?	#NAME?	#NAME?
0,07919608			1	1	2
0,06132829	0,01503351	#NAME?	#NAME?	#NAME?	#NAME?

0,22207387	0,13288661	#NAME?	#NAME?	#NAME?	#NAME?
0,16878217	0,08897238	#NAME?	#NAME?	#NAME?	#NAME?
0,11974821	0,09868244	#NAME?	#NAME?	#NAME?	#NAME?
			1	1	2
0,22818048	0,15661086	#NAME?	#NAME?	#NAME?	#NAME?
			1	1	2
0,11248582	0,08232744	#NAME?	#NAME?	#NAME?	#NAME?
0,09422737	0,05856867	#NAME?	#NAME?	#NAME?	#NAME?
-0,0766246	0,19918102	#NAME?	#NAME?	#NAME?	#NAME?
-0,0978533	0,13861042	#NAME?	#NAME?	#NAME?	#NAME?
0,21984852	0,14027381	#NAME?	#NAME?	#NAME?	#NAME?
			1	1	2
-0,0416671	0,10116088	#NAME?	#NAME?	#NAME?	#NAME?
	0,39026734	#NAME?	#NAME?	#NAME?	#NAME?
0,12312822	0,11397191	#NAME?	#NAME?	#NAME?	#NAME?
-0,0165238	0,06728672	#NAME?	#NAME?	#NAME?	#NAME?
0,27305813	0,35253832	#NAME?	#NAME?	#NAME?	#NAME?
-0,0590952	0,1440186	#NAME?	#NAME?	#NAME?	#NAME?
0,05562808			1	1	2
			1	1	2
0,00891311	0,2861062	#NAME?	#NAME?	#NAME?	#NAME?
0,04813486			1	1	2
-0,1470317	0,17852503	#NAME?	#NAME?	#NAME?	#NAME?
0,17685922	0,19662286	#NAME?	#NAME?	#NAME?	#NAME?
0,04046659			1	1	2
0,03755307			1	1	2
			1	1	2
	0,48152354	#NAME?	#NAME?	#NAME?	#NAME?
0,09956231	0,1454207	#NAME?	#NAME?	#NAME?	#NAME?
0,08235212	0,04875114	#NAME?	#NAME?	#NAME?	#NAME?
			1	1	2
-0,1422089	0,22534129	#NAME?	#NAME?	#NAME?	#NAME?
0,0256744			1	1	2
0,16431726	0,20320523	#NAME?	#NAME?	#NAME?	#NAME?
0,12717965	0,12059882	#NAME?	#NAME?	#NAME?	#NAME?
0,01588937			1	1	2
0,0763576	0,08999564	#NAME?	#NAME?	#NAME?	#NAME?
0,00724471	0,137677	#NAME?	#NAME?	#NAME?	#NAME?
0,02480467	0,0493881	#NAME?	#NAME?	#NAME?	#NAME?
0,01214562	0,01779808	#NAME?	#NAME?	#NAME?	#NAME?
-0,0610116	0,05915004	#NAME?	#NAME?	#NAME?	#NAME?
0,04761605	0,09012765	#NAME?	#NAME?	#NAME?	#NAME?
-0,202571	0,17410294	#NAME?	#NAME?	#NAME?	#NAME?
0,32418716	0,32025951	#NAME?	#NAME?	#NAME?	#NAME?

	0,4012718	#NAME?	#NAME?	#NAME?	#NAME?
-0,0169589			1	1	2
-0,0181801			1	1	2
0,02564558	0,08935592	#NAME?	#NAME?	#NAME?	#NAME?
			1	1	2
-0,3451015	0,36828351	#NAME?	#NAME?	#NAME?	#NAME?
-0,0268733			1	1	2
-0,0076192	0,09011926	#NAME?	#NAME?	#NAME?	#NAME?
0,03769753	0,09308441	#NAME?	#NAME?	#NAME?	#NAME?
0,05316418	0,12621671	#NAME?	#NAME?	#NAME?	#NAME?
-0,394534	0,38873326	#NAME?	#NAME?	#NAME?	#NAME?
0,13738888	0,15753461	#NAME?	#NAME?	#NAME?	#NAME?
-0,1480831	0,26788186	#NAME?	#NAME?	#NAME?	#NAME?
-0,0520154			1	1	2
-0,2979923	0,20423188	#NAME?	#NAME?	#NAME?	#NAME?
0,1060383	0,23898068	#NAME?	#NAME?	#NAME?	#NAME?
-0,2028947	0,1464157	#NAME?	#NAME?	#NAME?	#NAME?
			1	1	2
0,01992244	0,07479876	#NAME?	#NAME?	#NAME?	#NAME?
0,07437575	0,20846276	#NAME?	#NAME?	#NAME?	#NAME?
	0,09092325	#NAME?	#NAME?	#NAME?	#NAME?
0,13468239	0,18593207	#NAME?	#NAME?	#NAME?	#NAME?
-0,0875499	0,04166612	#NAME?	#NAME?	#NAME?	#NAME?
			1	1	2
-0,0270949	0,13988532	#NAME?	#NAME?	#NAME?	#NAME?
-0,0766224			1	1	2
0,01687969	0,09164235	#NAME?	#NAME?	#NAME?	#NAME?
-0,1394522	0,07459981	#NAME?	#NAME?	#NAME?	#NAME?
-0,1126799	0,04475726	#NAME?	#NAME?	#NAME?	#NAME?
	0,06398221	#NAME?	#NAME?	#NAME?	#NAME?
0,1410285	0,22941768	#NAME?	#NAME?	#NAME?	#NAME?
0,11748062	0,27717378	#NAME?	#NAME?	#NAME?	#NAME?
-0,0165063	0,13399449	#NAME?	#NAME?	#NAME?	#NAME?
-0,1706572	0,19482934	#NAME?	#NAME?	#NAME?	#NAME?
0,0280385	0,14208525	#NAME?	#NAME?	#NAME?	#NAME?
-0,1592923	0,05891746	#NAME?	#NAME?	#NAME?	#NAME?
0,03233042	0,11777711	#NAME?	#NAME?	#NAME?	#NAME?
-0,1049491	0,1022476	#NAME?	#NAME?	#NAME?	#NAME?
-0,1043255	0,02872403	#NAME?	#NAME?	#NAME?	#NAME?
0,1410759	0,23578551	#NAME?	#NAME?	#NAME?	#NAME?
0,0540914	0,13963145	#NAME?	#NAME?	#NAME?	#NAME?
0,14592536	0,23713126	#NAME?	#NAME?	#NAME?	#NAME?
	0,32079304	#NAME?	#NAME?	#NAME?	#NAME?
-0,0459736	0,10359397	#NAME?	#NAME?	#NAME?	#NAME?

	0,3612494	#NAME?	#NAME?	#NAME?	#NAME?
-0,1213057	0,01580174	#NAME?	#NAME?	#NAME?	#NAME?
0,01860384	0,1211741	#NAME?	#NAME?	#NAME?	#NAME?
-0,3149808	0,26169321	#NAME?	#NAME?	#NAME?	#NAME?
-0,072147	0,0680508	#NAME?	#NAME?	#NAME?	#NAME?
-0,2260388	0,12248819	#NAME?	#NAME?	#NAME?	#NAME?
-0,5195755	0,44812116	#NAME?	#NAME?	#NAME?	#NAME?
0,0070233	0,13508075	#NAME?	#NAME?	#NAME?	#NAME?
	0,03992944	#NAME?	#NAME?	#NAME?	#NAME?
-0,0133663	0,11923139	#NAME?	#NAME?	#NAME?	#NAME?
-0,0845514	0,07283937	#NAME?	#NAME?	#NAME?	#NAME?
-0,1983794	0,07640175	#NAME?	#NAME?	#NAME?	#NAME?
-0,3060985	0,15960428	#NAME?	#NAME?	#NAME?	#NAME?
-0,2081692	0,09946601	#NAME?	#NAME?	#NAME?	#NAME?
-0,0569696	0,08935195	#NAME?	#NAME?	#NAME?	#NAME?
-0,0561581	0,1175539	#NAME?	#NAME?	#NAME?	#NAME?
-0,2605054	0,14892889	#NAME?	#NAME?	#NAME?	#NAME?
-0,1125332	0,15663086	#NAME?	#NAME?	#NAME?	#NAME?
-0,2414857	0,24653918	#NAME?	#NAME?	#NAME?	#NAME?
-0,268634	0,36323209	#NAME?	#NAME?	#NAME?	#NAME?
-0,1187247	0,1872018	#NAME?	#NAME?	#NAME?	#NAME?
-0,0440791	0,17873095	#NAME?	#NAME?	#NAME?	#NAME?
-0,1750627			1	1	2
-0,1104989	0,16887668	#NAME?	#NAME?	#NAME?	#NAME?
-0,3676756	0,24980163	#NAME?	#NAME?	#NAME?	#NAME?
-0,1647869	0,02331991	#NAME?	#NAME?	#NAME?	#NAME?
-0,2522986	0,13798041	#NAME?	#NAME?	#NAME?	#NAME?
-0,2087409	0,08784335	#NAME?	#NAME?	#NAME?	#NAME?
-0,1387068	0,08315212	#NAME?	#NAME?	#NAME?	#NAME?
-0,2505571	0,07580977	#NAME?	#NAME?	#NAME?	#NAME?
-0,1398479	0,10014909	#NAME?	#NAME?	#NAME?	#NAME?
-0,2839363	0,11041373	#NAME?	#NAME?	#NAME?	#NAME?
-0,1904285	0,05760446	#NAME?	#NAME?	#NAME?	#NAME?
-0,2012565			1	1	2
-0,1704669	0,04443941	#NAME?	#NAME?	#NAME?	#NAME?
-0,4476115	0,20306169	#NAME?	#NAME?	#NAME?	#NAME?
-0,2123503			1	1	2
-0,1027531	0,11801081	#NAME?	#NAME?	#NAME?	#NAME?
-0,1192334	0,10237569	#NAME?	#NAME?	#NAME?	#NAME?
-0,0439085	0,15831899	#NAME?	#NAME?	#NAME?	#NAME?
-0,1747307	0,07320972	#NAME?	#NAME?	#NAME?	#NAME?
-0,283496	0,09282682	#NAME?	#NAME?	#NAME?	#NAME?
-0,0707124	0,13681393	#NAME?	#NAME?	#NAME?	#NAME?
-0,220749	0,0081238	#NAME?	#NAME?	#NAME?	#NAME?

			1	1	2
-0,3404702	0,25512369	#NAME?	#NAME?	#NAME?	#NAME?
-0,370651	0,1340804	#NAME?	#NAME?	#NAME?	#NAME?
-0,0641493	0,34095601	#NAME?	#NAME?	#NAME?	#NAME?
-0,3482648	0,14967787	#NAME?	#NAME?	#NAME?	#NAME?
-0,0612027	0,27034402	#NAME?	#NAME?	#NAME?	#NAME?
-0,2230211	0,12111402	#NAME?	#NAME?	#NAME?	#NAME?
-0,3265686	0,13903852	#NAME?	#NAME?	#NAME?	#NAME?
-0,3607278	0,11228886	#NAME?	#NAME?	#NAME?	#NAME?
-0,2902807	0,05708633	#NAME?	#NAME?	#NAME?	#NAME?
-0,2366949	0,17124553	#NAME?	#NAME?	#NAME?	#NAME?
-0,1296737	0,11396153	#NAME?	#NAME?	#NAME?	#NAME?
-0,3178012	0,12493648	#NAME?	#NAME?	#NAME?	#NAME?
-0,3813359	0,28512622	#NAME?	#NAME?	#NAME?	#NAME?
-0,0675795	0,18315931	#NAME?	#NAME?	#NAME?	#NAME?
-0,1174015	0,26276924	#NAME?	#NAME?	#NAME?	#NAME?
-0,2800799			1	1	2
-0,3472043	0,09968553	#NAME?	#NAME?	#NAME?	#NAME?
			1	1	2
			1	1	2
-0,1849586	0,12123589	#NAME?	#NAME?	#NAME?	#NAME?
			1	1	2
-0,4564336	0,38002933	#NAME?	#NAME?	#NAME?	#NAME?
-0,292174			1	1	2
-0,3688681	0,07677481	#NAME?	#NAME?	#NAME?	#NAME?
-0,5110501	0,28719794	#NAME?	#NAME?	#NAME?	#NAME?
-0,2884356	0,21669218	#NAME?	#NAME?	#NAME?	#NAME?
-0,460656	0,12994046	#NAME?	#NAME?	#NAME?	#NAME?
			1	1	2
-0,2787947	0,14983653	#NAME?	#NAME?	#NAME?	#NAME?
-0,2589718	0,06649011	#NAME?	#NAME?	#NAME?	#NAME?
-0,374235	0,04780734	#NAME?	#NAME?	#NAME?	#NAME?
-0,2781858	0,05909217	#NAME?	#NAME?	#NAME?	#NAME?
-0,3402084			1	1	2
-0,1749896	0,16303504	#NAME?	#NAME?	#NAME?	#NAME?
-0,4242197	0,11002927	#NAME?	#NAME?	#NAME?	#NAME?
-0,2581354	0,07883748	#NAME?	#NAME?	#NAME?	#NAME?
-0,3779023	0,0374239	#NAME?	#NAME?	#NAME?	#NAME?
-0,3464032	0,1651217	#NAME?	#NAME?	#NAME?	#NAME?
			1	1	2
-0,3603257			1	1	2
-0,3608097			1	1	2
-0,3154011	0,06636536	#NAME?	#NAME?	#NAME?	#NAME?
-0,3316996	0,0467824	#NAME?	#NAME?	#NAME?	#NAME?

			1	1	2
-0,475426	0,08979083	#NAME?	#NAME?	#NAME?	#NAME?
-0,2711417	0,09096769	#NAME?	#NAME?	#NAME?	#NAME?
-0,3755218			1	1	2
-0,3756129			1	1	2
-0,3639938	0,04762793	#NAME?	#NAME?	#NAME?	#NAME?
-0,5093726	0,13369475	#NAME?	#NAME?	#NAME?	#NAME?
-0,5116334	0,20534753	#NAME?	#NAME?	#NAME?	#NAME?
-0,6100764	0,18739862	#NAME?	#NAME?	#NAME?	#NAME?
-0,3992495			1	1	2
-0,3461507	0,09077421	#NAME?	#NAME?	#NAME?	#NAME?
	0,67197552	#NAME?	#NAME?	#NAME?	#NAME?
			1	1	2
-0,4778988	0,07195884	#NAME?	#NAME?	#NAME?	#NAME?
-0,502428	0,24125971	#NAME?	#NAME?	#NAME?	#NAME?
-0,180701	0,24166381	#NAME?	#NAME?	#NAME?	#NAME?
-0,348233	0,13156738	#NAME?	#NAME?	#NAME?	#NAME?
-0,5008212	0,09568419	#NAME?	#NAME?	#NAME?	#NAME?
-0,4888239	0,11590742	#NAME?	#NAME?	#NAME?	#NAME?
-0,5339814	0,08477152	#NAME?	#NAME?	#NAME?	#NAME?
-0,4227782	0,11559784	#NAME?	#NAME?	#NAME?	#NAME?
-0,3125125	0,23009053	#NAME?	#NAME?	#NAME?	#NAME?
-0,3790921	0,24290198	#NAME?	#NAME?	#NAME?	#NAME?
			1	1	2
-0,2796452	0,2268649	#NAME?	#NAME?	#NAME?	#NAME?
-0,4504591	0,03651134	#NAME?	#NAME?	#NAME?	#NAME?
-0,3590747	0,11048475	#NAME?	#NAME?	#NAME?	#NAME?
-0,4184339	0,06538752	#NAME?	#NAME?	#NAME?	#NAME?
-0,1713897	0,489567	#NAME?	#NAME?	#NAME?	#NAME?
-0,4811967	0,0154312	#NAME?	#NAME?	#NAME?	#NAME?
-0,9860119	0,4287325	#NAME?	#NAME?	#NAME?	#NAME?
-0,4215695	0,06906212	#NAME?	#NAME?	#NAME?	#NAME?
-0,4239782	0,11038506	#NAME?	#NAME?	#NAME?	#NAME?
-0,4442407	0,06863205	#NAME?	#NAME?	#NAME?	#NAME?
-0,3452581	0,15085183	#NAME?	#NAME?	#NAME?	#NAME?
-0,6299563	0,10616918	#NAME?	#NAME?	#NAME?	#NAME?
-0,5464109			1	1	2
-0,5642103	0,14026953	#NAME?	#NAME?	#NAME?	#NAME?
-0,6353553	0,18679857	#NAME?	#NAME?	#NAME?	#NAME?
			1	1	2
-0,5103609	0,24659167	#NAME?	#NAME?	#NAME?	#NAME?
-0,4872181	0,09171711	#NAME?	#NAME?	#NAME?	#NAME?
			1	1	2
			1	1	2



-0,7701517	0,13360174	#NAME?	#NAME?	#NAME?	#NAME?
			1	1	2
-0,7665549	0,16300072	#NAME?	#NAME?	#NAME?	#NAME?
	0,01766172	#NAME?	#NAME?	#NAME?	#NAME?
-0,4943381	0,14108039	#NAME?	#NAME?	#NAME?	#NAME?
-0,6716934			1	1	2
-0,5140577	0,18976362	#NAME?	#NAME?	#NAME?	#NAME?
-0,6282909	0,12089229	#NAME?	#NAME?	#NAME?	#NAME?
-0,6393662	0,11295762	#NAME?	#NAME?	#NAME?	#NAME?
-1,1465301	0,72065587	#NAME?	#NAME?	#NAME?	#NAME?
-0,890357	0,19016971	#NAME?	#NAME?	#NAME?	#NAME?
-0,9114022	0,1817012	#NAME?	#NAME?	#NAME?	#NAME?
-0,6764434	0,44008934	#NAME?	#NAME?	#NAME?	#NAME?
-0,5950927	0,35606228	#NAME?	#NAME?	#NAME?	#NAME?
-0,8420623			1	1	2
-0,7662756	0,11480932	#NAME?	#NAME?	#NAME?	#NAME?
-0,9298284	0,08674877	#NAME?	#NAME?	#NAME?	#NAME?
-0,733901	0,17674965	#NAME?	#NAME?	#NAME?	#NAME?
-0,8975283	0,18518981	#NAME?	#NAME?	#NAME?	#NAME?
	0,14208084	#NAME?	#NAME?	#NAME?	#NAME?
			1	1	2
			1	1	2
-1,3984117	0,14013086	#NAME?	#NAME?	#NAME?	#NAME?
			1	1	2