

University of Colorado Law School

Colorado Law Scholarly Commons

Community-Owned Forests: Possibilities,
Experiences, and Lessons Learned (June 16-19)

2005

6-17-2005

SLIDES: The Trust for Public Land: Conserving Land for People

Ernest Cook

Follow this and additional works at: <https://scholar.law.colorado.edu/community-owned-forests>



Part of the [Business Organizations Law Commons](#), [Forest Management Commons](#), [Land Use Law Commons](#), [Natural Resource Economics Commons](#), [Natural Resources and Conservation Commons](#), [Natural Resources Law Commons](#), [Natural Resources Management and Policy Commons](#), [Property Law and Real Estate Commons](#), [Public Administration Commons](#), [Public Policy Commons](#), [Recreation, Parks and Tourism Administration Commons](#), [State and Local Government Law Commons](#), and the [Urban Studies and Planning Commons](#)

Citation Information

Cook, Ernest, "SLIDES: The Trust for Public Land: Conserving Land for People" (2005). *Community-Owned Forests: Possibilities, Experiences, and Lessons Learned (June 16-19)*.
<https://scholar.law.colorado.edu/community-owned-forests/8>

Reproduced with permission of the Getches-Wilkinson Center for Natural Resources, Energy, and the Environment (formerly the Natural Resources Law Center) at the University of Colorado Law School.



THE
TRUST
for
PUBLIC
LAND



THE TRUST *for* PUBLIC LAND
CONSERVING LAND FOR PEOPLE



Community Forests: State and Local Funding Options

Ernest Cook
June 17, 2005

Conservation Funding Sources

State

- General Obligation Bonds
- Lottery Proceeds
- Transfer Taxes
- License Plate Programs

Local

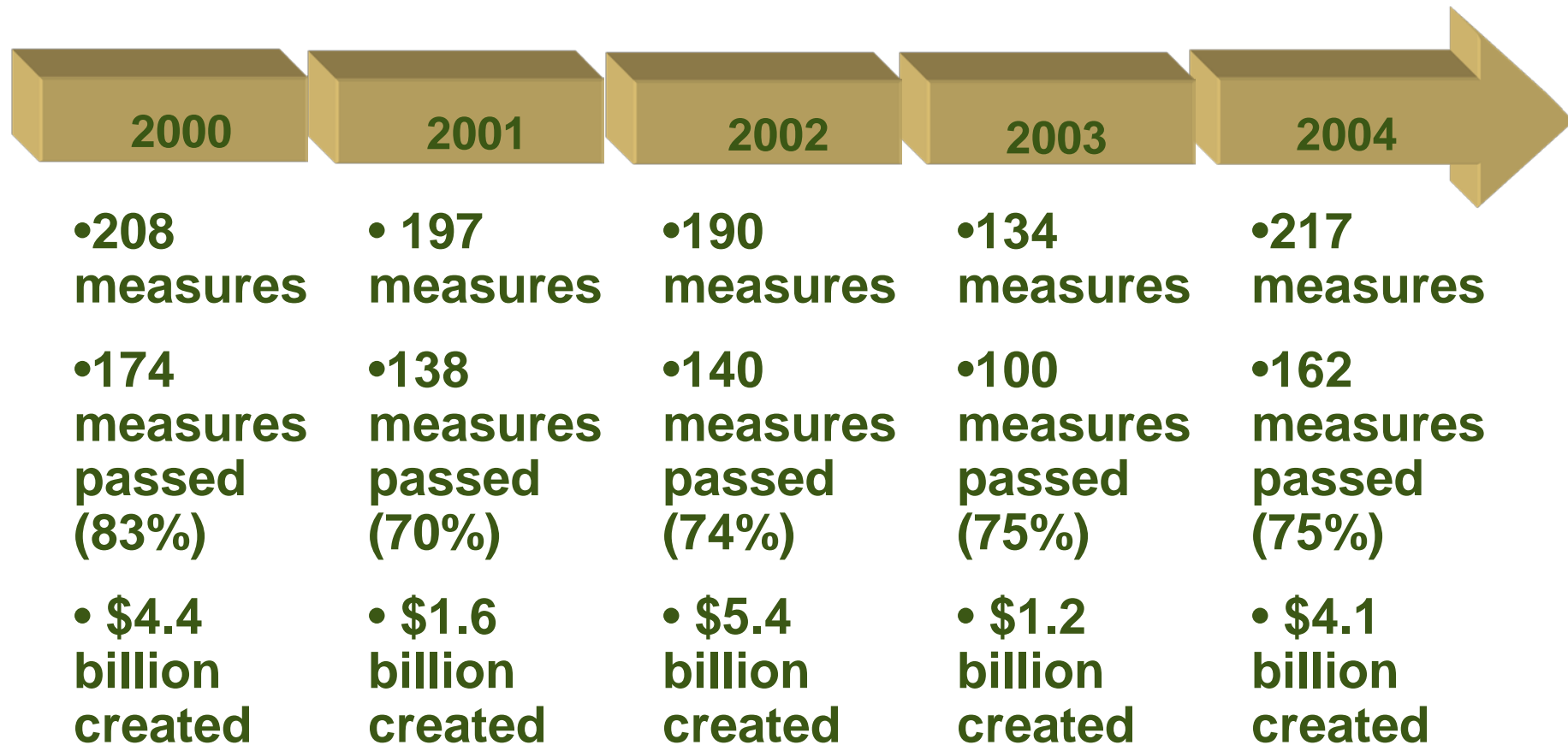
- General Obligation Bonds
- Dedicated Property Taxes
- Dedicated Sales Taxes
- Budget Appropriations

How Are These Sources Enacted?

- Legislative Enactment
- Ballot Measure
 - *Ballot Initiative*
 - *Referendum*

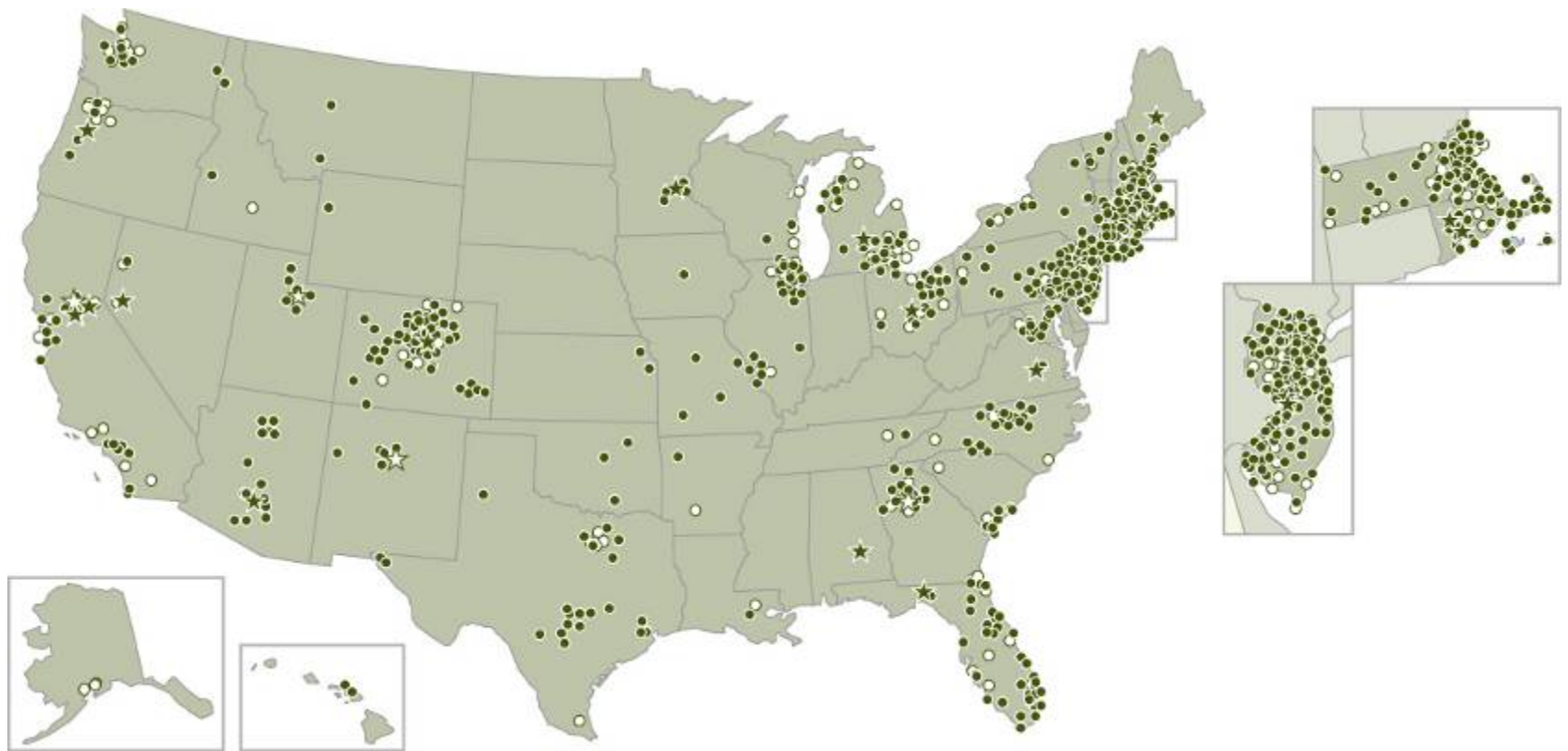


Ballot Measures 2000 - 2004



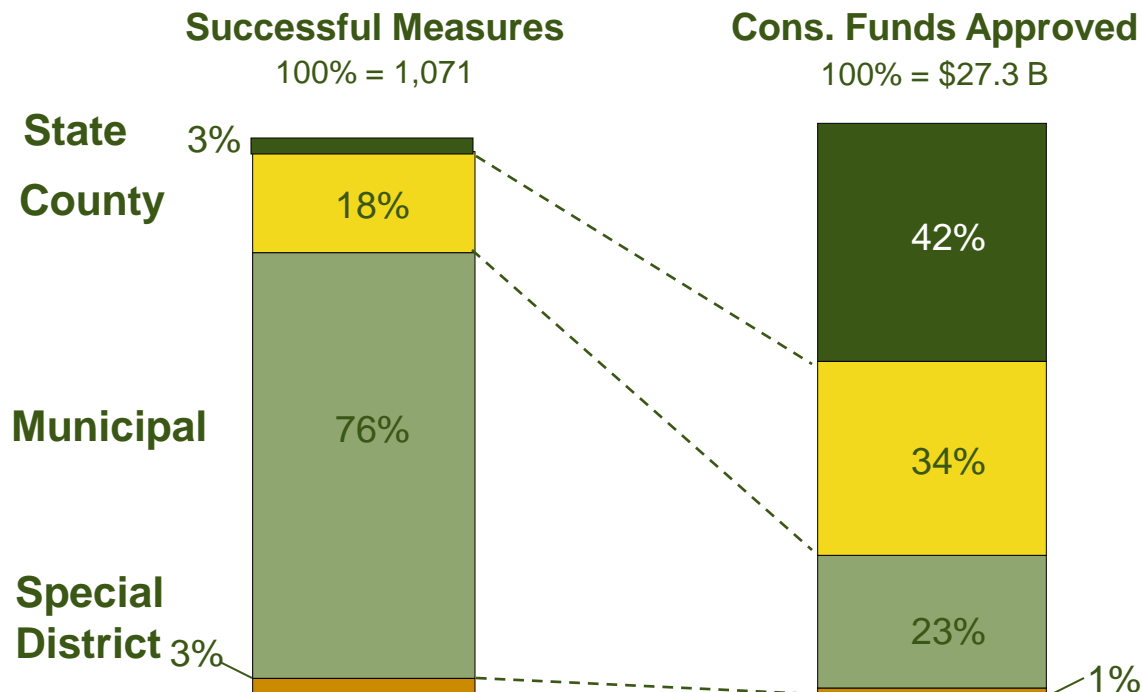


LandVote Ballot Measures 1998 - 2004



Who is Creating Funding?

Since 1996, Voters Have Approved 1,071 Open Space Ballot Measures, Authorizing \$27.3 Billion in Conservation Funding*



Analysis of Land Vote data by Peter Szabo for the Doris Duke Charitable Foundation

*Note: This does not include legislatively authorized spending programs, such as those in Florida, New York, and Maryland, which were not submitted directly to voters

Passage Rates are Consistently High

Conservation Ballot Measures Pass Nearly 80% of the Time, With Voter Support a Consistent 60% Across All Jurisdictions

Success Rates by Jurisdiction

<u>Jurisdiction Type</u>	<u># Fail</u>	<u># Pass</u>	<u>Total</u>	<u>\$ Approved (\$ billion)</u>	<u>% Pass by Juris</u>	<u>Avg. "Yes"</u>
State	6	32	38	11.4	84%	61%
County	56	193	249	9.3	78%	59%
Municipal	232	814	1,046	6.3	78%	60%
Special District	<u>22</u>	<u>32</u>	<u>54</u>	<u>0.3</u>	<u>59%</u>	<u>56%</u>
Total	316	1,071	1,387	27.3	77%	60%

Conservation Finance Ballot Measures

National Trends

- Bipartisan -- Red State/Blue State popularity
- Not subject to economic fluctuations
- Broad support base: environmental and business community
- Leading States: NJ, CO, FL





April 2004 National Poll Reveals Strong Support for Land Conservation

- 65% of U.S. voters would support small increase in taxes to fund state or local government programs to purchase land to “protect water quality, natural areas, lakes, rivers or beaches, neighborhood parks and wildlife habitat”
 - 56% would pay \$50 more per year in taxes
 - 60% would pay \$25 more per year in taxes
- Poll of 1,500 registered voters surveyed April 3 to 12, 2004, by Fairbank, Maslin, Maullin & Associates (D) and Public Opinion Strategies (R) for the Trust for Public Land and the Nature Conservancy

April 2004 National Poll Reveals Strong Support for Land Conservation

- Top national goals for land conservation (ranked “very important”)
 - Quality of life: 70%
 - Protect working farms and ranches: 63%
 - Protect natural areas: 62%
- 84% feel it’s very important to buy land to protect drinking water quality; 75% to improve water quality in our lakes, streams and rivers

TPL's Conservation Finance Services

Technical Assistance

- Feasibility Research
- Public Opinion Surveys
- Program Recommendations
- Ballot Measure Design
- Legislative Support

Campaign Assistance

- Campaign polls
- Campaign planning
- Campaign management and fundraising
- Media professionals
- Direct mail, radio and television advertisements
- Get-out-the-vote drives

Arcata, CA

- City of Arcata Community Forest
- Acres Acquired: 622
- Population: 16,651
- Median Household Income: \$22,315
- Funding:
 - *California Wildlife Conservation Board Grant*
 - *Federal Funds*
 - *Timber Revenue*

Brooks Township, MI

- Coolbough Natural Acres (Community Forest)
- Acres Acquired: 400
- Population: 3,671
- Median Household Income: \$34,257
- Funding:
 - *Michigan Department of Natural Resources*
 - *Donation from The Nature Conservancy*

Whatcom County, WA

- Canyon Lake Creek Community Forest
- Acres Acquired: 2,300
- Population: 176,571
- Median Household Income: \$40,005
- Funding:
 - *Nearly \$700,000 from County Conservation Futures Fund (derives revenue from a 6.25 cents/\$1,000 assessed value property tax)*

Errol, NH

- Errol Community Forest
- Acres Acquired: 5,300
- Population: 298
- Median Household Income: \$35,625
- Funding: \$2.2 million general obligation bond

Maple Grove, MN

- City of Maple Grove Community Forest
- Acres Acquired: 250
- Population: 59,209
- Median Household Income: \$76,111
- Funding: \$5 million bond for the preservation of forestland



Thank You!

**Ernest Cook, Senior Vice President
Conservation Finance Program
The Trust for Public Land
(617) 367-6200
ernest.cook@tpl.org**



THE
TRUST
for
PUBLIC
LAND

