



**Michigan
Technological
University**

Michigan Technological University
Digital Commons @ Michigan Tech

Data Science Publications

Data Science

12-11-2006

Geometry, electronic properties, and thermodynamics of pure and Al-doped Li clusters

Mal-Soon Lee
University of Pune

Gowtham S
Michigan Technological University

Haiying He
Michigan Technological University

Kah Chun Lau
Michigan Technological University

Lin Pan
Michigan Technological University

See next page for additional authors

Follow this and additional works at: <https://digitalcommons.mtu.edu/data-science-fp>

 Part of the [Physics Commons](#)


Recommended Citation

Lee, M., S. G., He, H., Lau, K. C., Pan, L., & Kanhere, D. G. (2006). Geometry, electronic properties, and thermodynamics of pure and Al-doped Li clusters. *Physical Review B*, 74(24), 245412-1-245412-6.

<http://dx.doi.org/10.1103/PhysRevB.74.245412>

Retrieved from: <https://digitalcommons.mtu.edu/data-science-fp/29>

Follow this and additional works at: <https://digitalcommons.mtu.edu/data-science-fp>

 Part of the [Physics Commons](#)

Authors

Mal-Soon Lee, Gowtham S, Haiying He, Kah Chun Lau, Lin Pan, and D G. Kanhere

Geometry, electronic properties, and thermodynamics of pure and Al-doped Li clustersMal-Soon Lee,¹ S. Gowtham,² Haiying He,² Kah-Chun Lau,² Lin Pan,² and D. G. Kanhere¹¹*Centre for Modeling and Simulation, Department of Physics, University of Pune, Ganeshkhind, Pune 411 007, India*²*Physics Department, Michigan Technological University, Houghton, Michigan 49931-1295, USA*

(Received 9 September 2006; revised manuscript received 23 October 2006; published 11 December 2006)

The first-principles density functional molecular dynamics simulations have been carried out to investigate the geometric, the electronic, and the finite temperature properties of pure Li clusters (Li_{10} , Li_{12}) and Al-doped Li clusters (Li_{10}Al , $\text{Li}_{10}\text{Al}_2$). We find that the addition of two Al impurities in Li_{10} results in a substantial structural change, while the addition of one Al impurity causes a rearrangement of atoms. Introduction of Al impurities in Li_{10} establishes a polar bond between Li and nearby Al atom(s), leading to a multicentered bonding, which weakens the Li-Li metallic bonds in the system. These weakened Li-Li bonds lead to a premelting feature to occur at lower temperatures in Al-doped clusters. In $\text{Li}_{10}\text{Al}_2$, Al atoms also form a weak covalent bond, resulting in their dimerlike behavior. This causes Al atoms not to “melt” until 800 K, in contrast to the Li atoms which show a complete diffusive behavior above 400 K. Thus, although one Al impurity in Li_{10} cluster does not change its melting characteristics significantly, two impurities results in “surface melting” of Li atoms whose motions are confined around an Al dimer.

DOI: [10.1103/PhysRevB.74.245412](https://doi.org/10.1103/PhysRevB.74.245412)

PACS number(s): 61.46.Bc, 36.40.Cg, 36.40.Ei

I. INTRODUCTION

There have been considerable experimental and theoretical studies to understand the physical and chemical properties of cluster which include structural and electronic properties, the nature of bonding, thermodynamics,¹ and spectroscopic properties. Since most of these studies have been carried out on the homogeneous clusters,² the physics of mixed clusters remains less explored.³ It is well-known that the dilute impurities alter the electronic structure and geometries of the bulk system. A similar phenomenon is also observed in impurity-doped clusters.^{4,5}

Cheng *et al.* have investigated the energetics and the electronic structure of small Li-Al clusters.⁶ They suggested a special role of a AlLi_5 unit as a building block for clusters of assembled materials, e.g., $\text{Al}_n\text{Li}_{5n}$ ($n > 1$). This idea was further explored by Akola and Manninen.⁷ They investigated small Li-rich $\text{Al}_N\text{Li}_{5N}$ ($N=1-6,10$) clusters using first-principle calculations. They reported that Al ions form a compact inner core embedded in Li atoms. However, they did not find AlLi_5 to be a favorable candidate as a building block for larger clusters. Further, they observed a significant charge transfer from Li to nearby Al atoms, strengthening ionic bonds between Li and Al, as well as a formation of Al-Al covalent bonds. Similar findings on $\text{Li}_{10}\text{Al}_8$ cluster have been reported by Kumar.⁸

Another issue of considerable interest is the finite temperature behavior of homogeneous as well as impurity-doped clusters. Joshi *et al.* have investigated the finite temperature behavior of impurity-doped cluster, Li_6Sn .⁵ Their work indicates that the addition of one impurity results in lowering of melting temperature by about 125 K. A similar observation was made by Aguado *et al.* for the case of LiNa_{54} and CsNa_{54} clusters.⁹ Recently, an interesting study on the effect of a single impurity in the icosahedral clusters of silver has been reported by Mottet *et al.*¹⁰ In contrast to the previous studies,^{5,9} they showed that a single impurity of Ni or Cu can lead to an increase in the melting temperature of the host. A

recent study by Zorriassatein *et al.* on the melting of Si_{16}Ti also reveals that a single impurity like Ti can change the finite temperature behavior of the host cluster significantly.¹¹ Therefore it is of considerable interest to investigate the impurity induced effects in Li clusters. In the present work, we have carried out the first-principles density functional molecular dynamics simulations on Li_{10}Al and $\text{Li}_{10}\text{Al}_2$ clusters. The results have been compared with those of pure Li clusters. In particular, we have investigated the equilibrium geometries, the nature of bonding, and the finite temperature behavior of these clusters. In Sec. II, we briefly describe the computational procedure. We present our results and discussion in Sec. III. A brief summary of results is given in Sec. IV.

II. COMPUTATIONAL DETAILS

We have employed Bohn-Oppenheimer molecular dynamics¹² using Vanderbilt’s ultrasoft pseudopotentials¹³ within the local density approximation, as implemented in the VASP package.¹⁴ A cubic supercell of length 20 Å with energy cutoff of 9.5 Ry was used for the total-energy convergence. We have obtained the lowest energy structure and other equilibrium geometries by a two step process. In the first step, starting from random configurations, the clusters are heated to a few representative temperatures, below and above expected melting points. The clusters are maintained at these temperatures for at least 60 ps. Then, resulting trajectories are used to choose several initial configurations for geometry optimizations. In this way, we have obtained various equilibrium geometries. The geometries are considered to be converged when the force on each ion is less than 0.005 eV/Å with a convergence in the total energy to be the order of 10^{-4} eV. To investigate the nature of the bonding, we have examined the total charge density and the molecular orbitals (MOs).

To examine the finite temperature behavior of clusters, molecular dynamics simulations have been carried out at 16

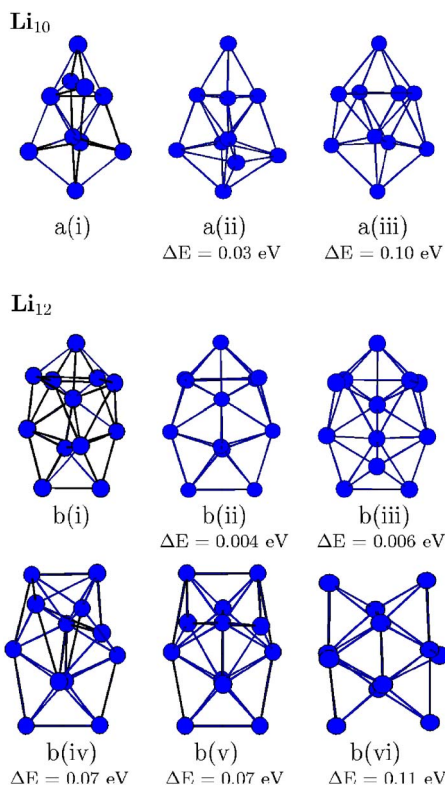


FIG. 1. (Color online) The ground-state geometry and some isomers of Li_{10} and Li_{12} . The label (i) represents the ground-state geometry. The energy difference ΔE is given in eV with respect to the ground-state energy.

temperatures for Li_{10} , and at 13 temperatures for Li_{12} and $\text{Li}_{10}\text{Al}_m$ ($m=1,2$) within the range of $100 \text{ K} \leq T \leq 800 \text{ K}$. The simulation time for each temperature is at least 150 ps. We have discarded the first 30 ps for each temperature to allow the system to be thermalized. The resulting trajectories have been used to calculate standard thermodynamic indicators as well as the ionic specific heat via multiple histogram technique. The details can be found in Ref. 15.

III. RESULTS AND DISCUSSION

A. The geometries and the electronic structures

The lowest energy structures and various isomers of Li_{10} , Li_{12} , Li_{10}Al , and $\text{Li}_{10}\text{Al}_2$ are shown in Figs. 1 and 2. The ground state (GS) geometry of Li_{10} consists of two interconnected pentagonal rings with planes perpendicular to each other [Fig. 1-a(i)], which agrees with that found by Fournier *et al.*¹⁶ as well as with our earlier study.⁴ The structure with an atom at the center [Fig. 1-a(ii)] is nearly degenerate with the ground state [Fig. 1-a(i)]. This is the structure reported by Jones *et al.* as their ground state.¹⁷ A high energy structure shows an interconnection of dodecahedron and octahedron [Fig. 1-a(iii)]. We have found five nearly degenerate equilibrium geometries of Li_{12} within the energy range of 0.007 eV. We examined the stability of these structures by vibrational analysis. Three of these are shown in Figs. 1-b(i)–1-b(iii), where Fig. 1-b(ii) has been reported as the lowest-energy

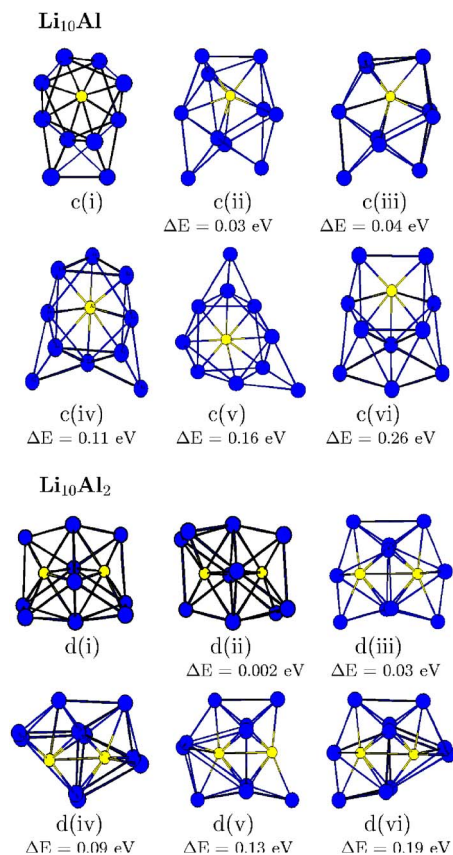


FIG. 2. (Color online) The ground-state geometry and some isomers of Li_{10}Al and $\text{Li}_{10}\text{Al}_2$. The label (i) represents the ground-state geometry. The blue circle represents the Li atoms and the yellow circle represents the Al atoms. The energy difference ΔE is given in eV with respect to the ground-state energy.

structure by Fournier *et al.*¹⁶ All the structures consist of two units: a pentagonal bipyramid and a distorted octahedron connecting to each other with different angles. As we shall see, the existence of these nearly degenerate structures have a bearing on the shape of the specific heat curve at low temperatures. In high energy structures, the octahedron is destroyed first [Figs. 1-b(iv) and 1-b(v)] and then the destruction of pentagonal bipyramid follows [Fig. 1-b(vi)].

Now, we discuss the geometries of impurity-doped systems. So far as Li_{10} is concerned, a single Al atom replaces one of the Li atoms in one unit of the pentagonal bipyramids in the GS geometry of Li_{10}Al [Fig. 2-c(i)]. This causes the Li atoms in another unit to rearrange in the form of antiprism, with an Al atom at the center. As shown in Figs. 2-c(ii)–2-c(v), the low energy geometries are dominated by the presence of a pentagonal bipyramid, whereas the high energy structures are dominated by antiprism. The addition of one more Al atom in Li_{10}Al changes the lowest energy structure significantly. The equilibrium structures of $\text{Li}_{10}\text{Al}_2$ do not show the pentagonal bipyramidal structure anymore. Instead, there is an octahedron consisting of four Li atoms and two Al atoms with Li atoms forming a central plane. This core octahedron is common to all the isomers. Different isomers represent different ways of capping this core by the remaining Li atoms. Symmetric arrangements of Li atoms give rise

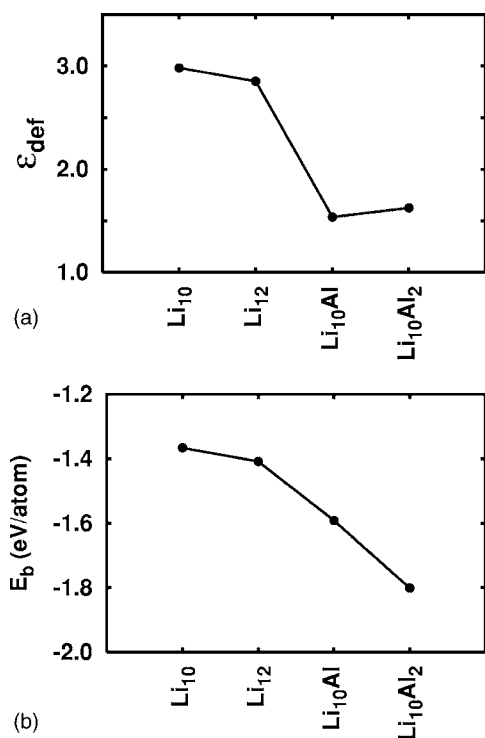


FIG. 3. The properties of the ground-state geometry. (a) The deformation parameter (ϵ_{def}). (b) The binding energy E_b in eV/atom.

to low energy isomers [Figs. 2-d(i)–2-d(iii)]. The lowest energy structure [Fig. 2-d(i)] is the most symmetric structure among all the clusters studied. This is because two Al atoms share Li atoms equally to fill their unoccupied p orbitals. The nearly degenerate structure shown in Fig. 2-d(ii) has been found as the lowest energy structure by Cheng *et al.*⁶ The stability of two nearly degenerate structures has been verified by carrying out a vibrational analysis. The structures with broken symmetry have higher energies [Figs. 2-d(iv)–2-d(vi)].

We used the deformation parameter ϵ_{def} to examine the shape of the clusters. ϵ_{def} is defined as

$$\epsilon_{def} = \frac{2Q_1}{Q_2 + Q_3},$$

where $Q_1 \geq Q_2 \geq Q_3$ are eigenvalues of the quadrupole tensor

$$Q_{ij} = \sum_I R_{iI} R_{jI},$$

with R_{iI} being the i th coordinate of ion I relative to the center of mass of the cluster. A spherical system has $\epsilon_{def}=1$ ($Q_1 = Q_2 = Q_3$), while $\epsilon_{def} > 1$ indicates a deformation. The calculated ϵ_{def} for the GS geometry of the clusters is shown in Fig. 3(a). It can be seen that doping reduces the deformation considerably. We also show the binding energies of these clusters in Fig. 3(b). Clearly the increase in the binding energy by adding an Al atom (0.2 eV/atom) is much higher than that by adding an Li atom (0.04 eV/atom). Thus we conclude that the increase of the binding energy in the mixed clusters is mainly due to the formation of strong Li-Al bonds.

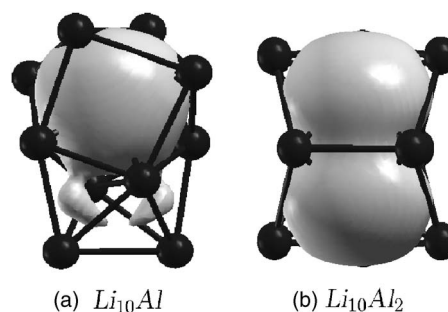


FIG. 4. The isovalued surfaces of the total charge density at 1/3 of its maximum values, where the maximum charge density of $Li_{10}Al$ is 0.233 and that of $Li_{10}Al_2$ is 0.239.

We examine the change in the nature of the bonding due to the presence of Al atoms via the total electron charge density, and the molecular orbitals (MOs). In addition, we have also calculated the difference charge density between electron charge densities of mixed cluster $Li_{10}Al_m$ ($m=1, 2$) and separated units of Li_{10} and Al_m ($m=1, 2$) by keeping the atomic positions the same as those in the mixed cluster. We first examine the charge distribution in the Al_2 dimer and Li-Al diatomic cluster. Evidently, there is a covalent bond in Al_2 dimer as expected, while the Li-Al diatomic cluster shows a polar bond. This can be explained on the basis of an electronegativity difference between Li(0.98) and Al(1.61), which is not large enough to establish an ionic bond. We note that the bond lengths of these clusters are 2.68 Å for Al-Al and 2.88 Å for Li-Al. The isovalued surface of total charge density in $Li_{10}Al$ and $Li_{10}Al_2$ are shown in Figs. 4(a) and 4(b), respectively. In Figs. 5(a)–5(d), we show the isosurface of difference charge density for these Al-doped clusters. When we add one Al atom to the Li_{10} cluster, the total charge

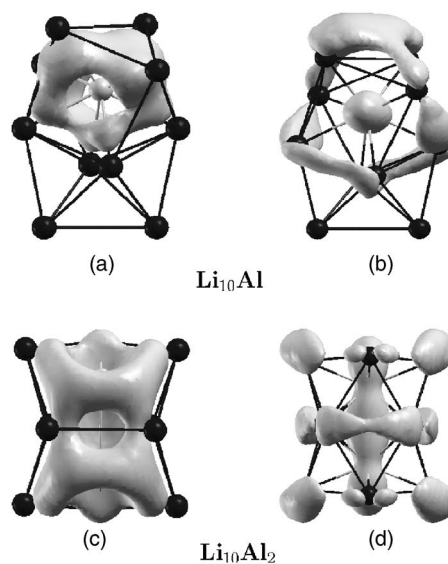


FIG. 5. The difference charge density between the mixed cluster and separated units of Li and Al clusters at the same positions. (a) and (c) show the region where the charge is gained and (b) and (d) show the region where the charge is lost. The figures show the isosurfaces of difference charge density at the value of charge gain of 0.017 and loss of 0.008, respectively.

distribution shows a mixed character of localization near Al atom and delocalization on the pentagonal bipyramid in Li_{10}Al [Fig. 4(a)]. It can be seen that the charge, localized around the Al atom in the antiprism part, is nearly spherical. This is due to a significant charge transfer from nearby Li atoms to the Al atom to fill its unoccupied p orbitals. However, there is an insignificant charge transfer from the Li atoms to the Al atom, forming the pentagonal bipyramidal unit. This leads to a delocalized charge distribution in this unit. This observation is confirmed by the examination of Figs. 5(a) and 5(b), depicting the constant density contour of the difference charge density. It may be noted that the values of the maxima in the difference charge density are 0.042 and 0.051, and those of the minima are -0.037 and -0.084 in Li_{10}Al and $\text{Li}_{10}\text{Al}_2$, respectively. Figures 5(a)–5(d) show the isosurfaces for the value of 0.017 for the charge gain, and -0.008 for the charge loss. It can be seen that a ring shaped region in between Li and Al (around Al) gains charge in Li_{10}Al [Fig. 5(a)]. Further, most of the charge is lost by Li atoms nearer to the Al atom [Fig. 5(b)]. This charge transfer from Li to Al causes Li atoms to be positively charged. These positively charged Li atoms pull the charge distribution around the Al atom to polarize it. This leads to a multi-centered bonding between the Al atom and nearby Li atoms. The addition of one more Al atom changes the charge density distribution from a mixed localized and delocalized one to a mainly localized one. In $\text{Li}_{10}\text{Al}_2$, the charge distribution [Fig. 4(b)] is mainly around two Al atoms polarized by nearby Li atoms. The difference charge density shows a very symmetric charge gain region in between Li and Al atoms [Fig. 5(c)] and loss of charge at each atomic site [Fig. 5(d)]. These differences in the bonding between Li_{10}Al and $\text{Li}_{10}\text{Al}_2$ are also seen in molecular orbitals (figures not shown). For example, in Li_{10}Al three highest occupied molecular orbitals (HOMOs) show a delocalized charge distribution, while only the HOMO shows a delocalization in $\text{Li}_{10}\text{Al}_2$. As noted earlier, since the electronegativity difference of Li and Al is not very high, the Li atoms donate their charge to Al atom(s) partially. We expect this charge transfer to result in weakening of the Li-Li metallic bond in the system. This feature has also been noted in Li_6Sn cluster.⁵ Further, this partial charge transfer also results in the sharing of charge between two Al atoms to fill their unoccupied p orbitals in $\text{Li}_{10}\text{Al}_2$. As we shall see, this difference in the bonding leads to a different thermodynamic behavior in two clusters.

B. Thermodynamics

1. Pure Li clusters

To investigate the melting behavior of the clusters, we calculate the canonical specific heat using a multiple histogram technique. The calculated ionic specific heats for all the clusters are shown in Fig. 6. It is well-known that a small cluster exhibits a broad melting transition. Our observations are consistent with this observation. In addition, in Li_{10} the ionic specific heat also shows a remarkable premelting feature between 150 and 225 K, whose maximum value is close to that of the main peak around 575 K. The examination of the ionic motion reveals that the two structures shown in

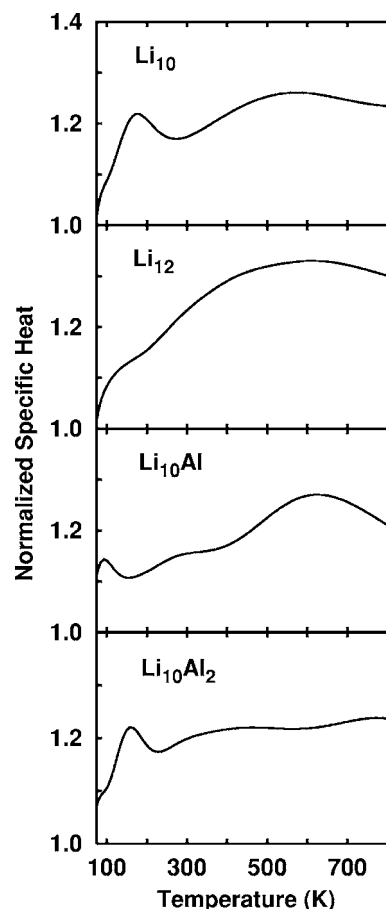


FIG. 6. The normalized specific heat as a function of temperature. $C_0 = (3N - 9/2)k_B$ is the zero-temperature classical limit of the rotational plus vibrational canonical specific heat.

Figs. 1-a(i) and 1-a(ii) are observed in the temperature range of 150–225 K. The system visits these two isomers in the time spent of a few picoseconds at 175 K, indicating that this premelting feature is due to the isomerization. At the higher temperature of 260 K, we observe the structure shown in Fig. 1-a(iii). At still higher temperatures, the cluster visits these three isomers frequently. It is difficult to identify the melting temperature for this cluster because liquidlike behavior develops over a wide range of temperature (300–700 K). The root-mean-square bond length fluctuation (δ_{rms}) is another indicator for studying a melting transition. According to the Lindemann criteria (for bulk) a solid-liquid transition is signified when the value of δ_{rms} exceeds 0.1. However, it is generally observed that for clusters a liquidlike behavior is seen when δ_{rms} exceeds 0.25–0.3. As shown in Fig. 7, δ_{rms} increases in two steps. At 175 K it exceeds the value of 0.1, which corresponds to maximum specific heat of the shoulder. However, as discussed earlier, the cluster is not in the liquidlike state. δ_{rms} increases from 200 K again until it saturates about 0.3 at 575 K where we observe the maximum value of the specific heat.

The specific heat of Li_{12} shows a weak shoulder around 125 K before it increases gradually. This shoulder is related to the existence of five degenerate isomers. At low temperatures up to 150 K, the motion is dominated by vibrations and

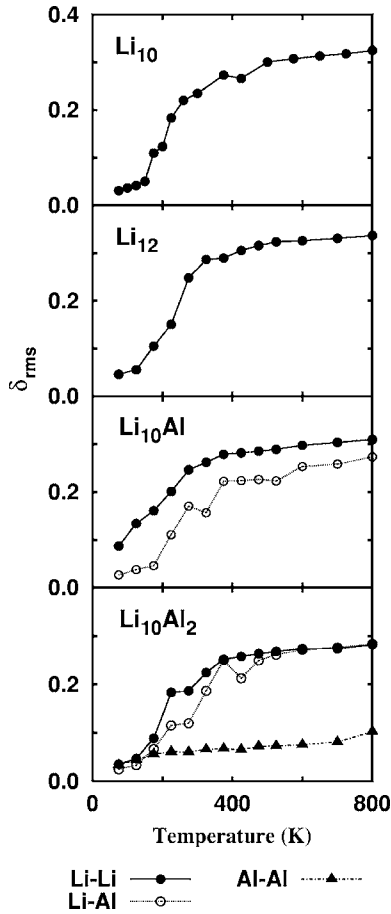


FIG. 7. The root-mean-square bond length fluctuation (δ_{rms}) of Li-Li, Li-Al, and Al-Al as a function of temperature.

the cluster visits the low energy isomers. As temperature increases, the liquidlike behavior evolves over a very wide range of temperature. At 175 K, we observe high energy isomers where the octahedral structure is absent [two of them are shown in Figs. 1-b(iv) and 1-b(v)]. With further increase of temperature to 375 K, we observe that the pentagonal bipyramidal structure is destroyed [one of these structures is shown in Fig. 1-b(vi)]. It can be seen that δ_{rms} also increases continuously from 125 to 500 K (Fig. 7). It is interesting to note that even though the isomerization is seen in both the clusters Li_{10} and Li_{12} , evidently the isomerization in Li_{10} leads to a prominent shoulder in its specific heat. This is related to the nature of the process by which their ground state visits the isomer(s). In the case of Li_{10} , there is a barrier at about 175 K. The system overcomes this barrier with a sudden increase in the accessible density of states. For Li_{12} , since the different isomers differ only in the angle between two constituent units, the ground state visits them almost continuously, aided by the vibrational motion. This results in different specific heat curves.

2. Thermodynamics of Al-doped Li clusters

It can be seen from Fig. 6 that Li_{10}Al shows a premelting feature in the low temperature region around 150 K. This may be caused by a weakening of the Li-Li metallic bond

due to the charge transfer from Li atoms to the Al atom in antiprism unit. This effect has also been observed in Li_6Sn .⁵ The Li atoms in this unit break the Li-Li bonds at low temperature and one of them moves towards the pentagonal bipyramidal unit. This is the way the cluster visits the other low energy isomers shown in Figs. 2-c(ii) and 2-c(iii). For the temperatures above 175 K, we observe the motion of Li atoms around the Al atom without destroying the overall shape of the structure. However, the four Li atoms consisting of a pentagonal bipyramidal unit do not interchange their position with others until about 575 K. At this temperature, the system shows a diffusive liquidlike behavior. We calculate the root-mean-square bond length fluctuation (δ_{rms}) for Li-Li, Li-Al, and Al-Al separately, to see the difference between their fluctuations. δ_{rms} is defined as

$$\delta_{rms} = \frac{1}{N} \sum_{i < j} \frac{\sqrt{\langle R_{ij}^2 \rangle_t - \langle R_{ij} \rangle_t^2}}{\langle R_{ij} \rangle_t},$$

where R_{ij} is the distance between the i th and j th ions with i and j for relevant bonds, and N is the number of bonds. $\langle \cdots \rangle_t$ denotes a time average over the entire trajectory. It can be seen in Fig. 7 that in the low temperature region δ_{rms} of Li-Al is much lower than that of a Li-Li. This is because of a relatively stronger Li-Al bond.

Interestingly, the specific heat of $\text{Li}_{10}\text{Al}_2$ at low temperature also shows a shoulder which is very similar to the specific heat of Li_{10} . After this premelting feature, the specific heat remains flat. This is due to the presence of Al dimer in the cluster. When we compare its molecular orbitals with those of pure Al dimer, they looked alike even though their bond lengths are different. The bond length of Al-Al in $\text{Li}_{10}\text{Al}_2$ is 2.97 Å, while that of pure Al dimer is 2.68 Å. Thus there is a weak covalent bond between Al atoms. This covalent bond between them restricts the motion of Al atoms. We observe that the Al-Al bond does not break at least up to the temperature of about 800 K. As shown in Fig. 7, δ_{rms} of Li-Li and Li-Al saturate to a value of about 0.35 at 500 K, while that of Al-Al reaches a value of 0.1 at 800 K. The saturation values of δ_{rms} for Li-Li and Li-Al are lower than corresponding δ_{rms} of other clusters, indicating the motion of atoms in $\text{Li}_{10}\text{Al}_2$ is more restricted than other systems at comparable temperature.

IV. SUMMARY

We have employed *ab initio* molecular dynamics to study the equilibrium geometries, the electronic structure, and the finite temperature properties of pure lithium clusters Li_{10} and Li_{12} , and Al-doped lithium clusters Li_{10}Al and $\text{Li}_{10}\text{Al}_2$. We find that there is a substantial structural change upon doping with two Al atoms, while the addition of one Al atom results in a rearrangement. The analysis of the total charge density and the molecular orbitals reveal that there is a partial charge transfer from Li atoms to Al atom(s) in Al-doped clusters, forming a polar bond between them. This leads to a multi-centered bonding and weakens the Li-Li metallic bonds in these clusters. In $\text{Li}_{10}\text{Al}_2$, Al atoms also form a weak covalent bond. These changes in the nature of bonding upon dop-

ing affect the finite temperature properties of pure host cluster. We observe that the presence of dimerlike Al atoms with a weak covalent bond confines the motion of Li atoms around them. Thus a substitution of two Li atoms by Al atoms in Li_{12} leads to a surface melting only, showing a continuous phase change over a very broad range of temperature.

ACKNOWLEDGMENTS

We acknowledge partial assistance from the Indo-French Commission, New Delhi (No. 3401-2) for providing the computational support. One of us (D.G.K.) acknowledges kind hospitality of Ravi Pandey and the Department of Physics, MTU, USA during the course of this work.

-
- ¹F. Baletto and R. Ferrando, *Rev. Mod. Phys.* **77**, 371 (2005).
- ²H. W. Kroto, J. R. Heath, S. C. O'Brian, R. F. Curl, and R. E. Smalley, *Nature (London)* **318**, 162 (1985); M. F. Jarrold and V. A. Constant, *Phys. Rev. Lett.* **67**, 2994 (1991); M. F. Jarrold and J. E. Bower, *J. Chem. Phys.* **96**, 9180 (1992); J. M. Hunter, J. L. Fye, M. F. Jarrold, and J. E. Bower, *Phys. Rev. Lett.* **73**, 2063 (1994); A. A. Shvartsburg and M. F. Jarrold, *Phys. Rev. A* **60**, 1235 (1999); C. Majumder, V. Kumar, H. Mizuseki, and Y. Kawazoe, *Phys. Rev. B* **64**, 233405 (2001).
- ³R. O. Jones, A. I. Lichtenstein, and J. Hutter, *J. Chem. Phys.* **106**, 4566 (1997); M. Deshpande, A. Dhavale, R. Zope, S. Chacko, and D. G. Kanhere, *Phys. Rev. A* **62**, 063202 (2000); Rajendra R. Zope, S. A. Blundell, Tunna Baruah, and D. G. Kanhere, *J. Chem. Phys.* **115**, 2109 (2001); M. D. Deshpande, D. G. Kanhere, Igor Vasiliev, and R. M. Martin, *Phys. Rev. A* **65**, 033202 (2002); S. Shetty, D. G. Kanhere, and S. Pal, *J. Phys. Chem. A* **108**, 628 (2004); S. Chacko, D. G. Kanhere, and V. V. Paranjape, *Phys. Rev. A* **70**, 023204 (2004).
- ⁴M.-S. Lee, D. G. Kanhere, and Kavita Joshi, *Phys. Rev. A* **72**, 015201 (2005).
- ⁵K. Joshi and D. G. Kanhere, *J. Chem. Phys.* **119**, 12301 (2003).
- ⁶H.-P. Cheng, R. N. Barnett, and U. Landman, *Phys. Rev. B* **48**, 1820 (1993).
- ⁷J. Akola and M. Manninen, *Phys. Rev. B* **65**, 245424 (2002).
- ⁸V. Kumar, *Phys. Rev. B* **60**, 2916 (1999).
- ⁹A. Aguado, L. E. González, and J. López, *J. Phys. Chem. B* **108**, 11722 (2004).
- ¹⁰C. Mottet, G. Rossi, F. Baletto, and R. Ferrando, *Phys. Rev. Lett.* **95**, 035501 (2005).
- ¹¹S. Zorriassatein, K. Joshi, and D. G. Kanhere, cond-mat/0609196 (to be published).
- ¹²M. C. Payne, M. P. Teter, D. C. Allan, T. A. Arias, and J. D. Joannopoulos, *Rev. Mod. Phys.* **64**, 1045 (1992).
- ¹³D. Vanderbilt, *Phys. Rev. B* **41**, R7892 (1990).
- ¹⁴*Vienna Ab initio Simulation Package (VASP)*, Technische Universität Wien, 1999.
- ¹⁵A. Vichare, D. G. Kanhere, and S. A. Blundell, *Phys. Rev. B* **64**, 045408 (2001); S. Krishnamurty, K. Joshi, D. G. Kanhere, and S. A. Blundell, *ibid.* **73**, 045419 (2006).
- ¹⁶R. Fournier, J.-B.-Y. Cheng, and A. Wong, *J. Chem. Phys.* **119**, 9444 (2003).
- ¹⁷R. O. Jones, A. I. Lichtenstein, and J. Hutter, *J. Chem. Phys.* **106**, 4566 (1996).