

Yang-Yang thermometry and momentum distribution of a trapped one-dimensional Bose gasM. J. Davis,¹ P. B. Blakie,² A. H. van Amerongen,^{3,*} N. J. van Druten,³ and K. V. Kheruntsyan¹¹*School of Mathematics and Physics, The University of Queensland, Queensland 4072, Australia*²*Jack Dodd Centre for Quantum Technology, Department of Physics, University of Otago, Dunedin, New Zealand*³*Van der Waals-Zeeman Institute, University of Amsterdam, Science Park 904, 1098 XH Amsterdam, The Netherlands*

(Received 17 August 2011; published 23 March 2012)

We describe the use of the exact Yang-Yang solutions for the one-dimensional Bose gas to enable accurate kinetic-energy thermometry based on the root-mean-square width of an experimentally measured momentum distribution. Furthermore, we use the stochastic projected Gross-Pitaevskii theory to provide a quantitative description of the full momentum distribution measurements of Van Amerongen *et al.* [*Phys. Rev. Lett.* **100**, 090402 (2008)]. We find the fitted temperatures from the stochastic projected Gross-Pitaevskii approach are in excellent agreement with those determined by Yang-Yang kinetic-energy thermometry.

DOI: [10.1103/PhysRevA.85.031604](https://doi.org/10.1103/PhysRevA.85.031604)

PACS number(s): 67.85.-d, 03.75.Hh, 05.30.Jp, 05.70.Ce

Ultracold gases offer a unique opportunity to study fundamental problems in quantum many-body physics, allowing experimental observations to be compared directly with microscopic theories. An area of significant recent interest has been the measurement of thermodynamic relations [1–3]. The one-dimensional (1D) Bose gas with repulsive interactions has emerged as a paradigm system because exact solutions are available for both eigenstates [4] and thermodynamic quantities [5] (see Ref. [6] and references therein). Furthermore, this system exhibits a surprisingly rich variety of regimes [7,8] connected by broad crossovers. Most studies of the 1D Bose gas have focused on the position-space distributions [3,8–10] and local correlations [7,8,11–14], which can be directly obtained from the exact theories.

A recent experiment by Van Amerongen *et al.* [10] measured the position and momentum distributions of a trapped 1D Bose gas throughout the crossover from an ideal gas to the quasicondensate regime. The position-space measurements were compared with the Yang-Yang (YY) thermodynamic solutions [5] within the local density approximation (LDA), and showed smooth behavior throughout the crossover. In contrast, the momentum distributions showed a pronounced temperature dependence, and, to the best of our knowledge, have been unexplained by theory to date. Previous work on the momentum properties of the 1D Bose gas has focused on limiting cases [12,13,15].

Here we investigate the momentum properties of the 1D Bose gas and their application to thermometry through measurements of the system kinetic energy. Our methods provide a reliable foundation for accurate thermometry in all regimes of a 1D Bose gas with repulsive interactions, including the strongly correlated regime. This approach is reminiscent of molecular dynamics calculations, where the average kinetic energy per particle is a direct measure of the temperature [16].

First, we use the exact YY thermodynamic formalism [5] to calculate the root-mean-square (rms) width of the momentum distribution, which is equivalent to determining the average kinetic energy per particle. In combination with

the LDA for trapped (nonuniform) quasi-1D systems, we show how the YY kinetic energy results can be applied to accurate thermometry for a broad range of conditions that are relevant to ongoing experimental and theoretical efforts. We refer to this approach as YY thermometry. Second, we present a quantitative calculation of the full momentum distribution for a trapped quasi-1D Bose gas by using the stochastic projected Gross-Pitaevskii equation (SPGPE) technique [17]. (Calculations of the position-space distribution based on a related formalism [18] were recently described in Ref. [19].) We find excellent agreement between the SPGPE results and the momentum-space measurements reported in Ref. [10]. Finally, we compare the kinetic energy and temperature predictions of the YY thermometry with those of the SPGPE and also find excellent agreement between the two approaches. While the SPGPE technique is limited to the degenerate yet high-temperature weakly interacting regime, the YY thermodynamic formalism applies to all repulsive interaction strengths and temperatures and therefore its usefulness extends beyond the regimes studied here.

A uniform 1D Bose gas in the thermodynamic limit is completely characterized by two parameters [4–9]: the dimensionless interaction strength $\gamma = mg/\hbar^2\rho$ and the reduced temperature $t \equiv 2k_B T \hbar^2/mg^2$, where ρ is the linear (1D) density, $g \simeq 2\hbar\omega_\perp a$ is the effective 1D coupling strength [20], a is the 3D s -wave scattering length, and ω_\perp the transverse radial harmonic trapping frequency [21]. The 1D regime is realized when the transverse excitation energy $\hbar\omega_\perp$ is much larger than the thermal energy $k_B T$ and chemical potential μ . While the YY thermodynamic equations do not directly yield the 1D momentum distribution $n(k_z)$, here we show how they can be used to obtain the average kinetic energy per particle

$$E_{\text{kin}}/N = \hbar^2 \langle k_z^2 \rangle / 2m, \quad (1)$$

where $\langle k_z^2 \rangle^{1/2} = [\int dk_z k_z^2 n(k_z)/N]^{1/2}$ is the rms width of $n(k_z)$, and $N = \int dk_z n(k_z)$ is the total atom number.

Solutions to the YY thermodynamic equations yield a unique value for the total energy per particle E/N [5] for a given temperature and interaction strength. Using the Hellmann-Feynman theorem, the YY solutions can also be used to determine the local pair correlation function $g^{(2)}(0)$ [7,8]. This gives the interaction energy per particle

*Current address: SRON, Netherlands Institute for Space Research, Utrecht, The Netherlands.

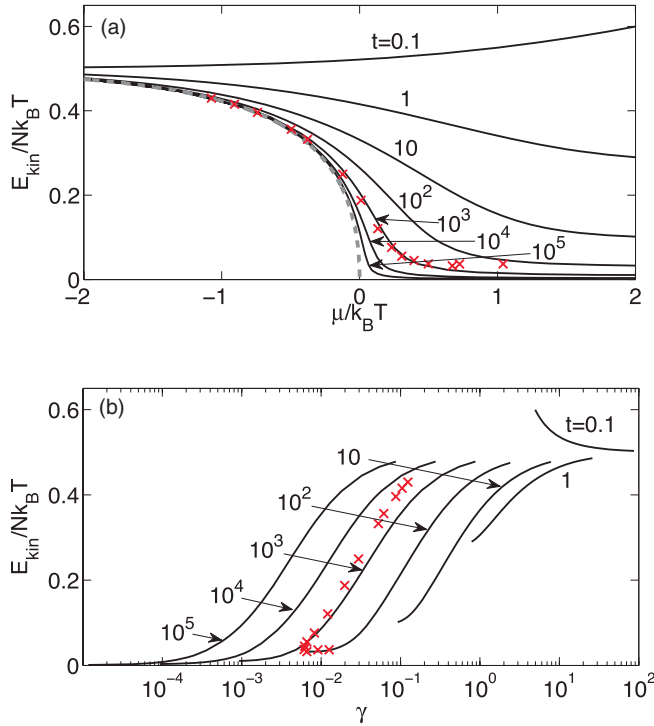


FIG. 1. (Color online) (a) Solid lines show the kinetic energy per particle E_{kin}/N (in units of $k_B T$) from the exact YY solutions for a uniform 1D Bose gas as a function of the chemical potential μ for different values of the dimensionless temperature parameter t . The gray dashed line is the ideal-Bose-gas result, corresponding to $t \rightarrow \infty$ ($\gamma \rightarrow 0$). The crosses show the local kinetic energy per particle (without the contribution of the excited transverse modes) in the center of the trap for the experimental data presented in Fig. 3. (b) Same data as in (a), i.e., within the same window of values of $\mu/k_B T$, but presented as a function of the dimensionless interaction parameter γ using the exact equation of state $\rho = \rho(\mu, T)$ [9].

$E_{\text{int}}/N = \frac{1}{2}g\rho g^{(2)}(0)$, and thus the kinetic energy per particle is found from $E_{\text{kin}}/N = E/N - E_{\text{int}}/N$.

The exact kinetic energy per particle for the uniform system, calculated for a wide range of interaction strengths and temperatures, is shown in Fig. 1. These results reveal that E_{kin}/N varies considerably as the degeneracy and interaction strength are changed; thus it is a useful observable for discriminating between different regimes of the 1D Bose gas [6–8]. We identify three broad regimes of behavior. (i) For $\mu < 0$ and $|\mu|/k_B T \gg 1$, the system behaves as a *classical* (nondegenerate) ideal gas with $E_{\text{kin}}/Nk_B T \rightarrow 1/2$, as expected from the classical equipartition theorem. As $\mu \rightarrow 0^-$, the kinetic energy per particle, for sufficiently large values of t (negligible interactions), decreases as expected for a *degenerate* ideal 1D Bose gas [gray dashed line in Fig. 1(a)], $E_{\text{kin}}/Nk_B T = \frac{1}{2}g_{3/2}(\lambda)/g_{1/2}(\lambda)$, where $g_s(\lambda) = \sum_{l=1}^{\infty} \lambda^l/l^s$ is a Bose function and $\lambda = e^{\mu/k_B T}$. (ii) Once μ becomes positive, the degenerate behavior is strongly affected by interactions. For $t \gg 1$ (weak interactions, $\gamma \ll 1$) the system is a quasicondensate and there is a significant reduction of E_{kin}/N from the classical equipartition value. (iii) For $t < 1$ (strong interactions, $\gamma > 1$) the system becomes fermionized, leading to an increase in E_{kin}/N for both negative and positive

μ . For $t \ll 1$, and $1 \ll \gamma \ll t^{-1/2}$ [8] in the Tonks-Girardeau regime, $E_{\text{kin}}/Nk_B T$ becomes larger than the equipartition value of $1/2$ [22].

In order to apply the YY results to trapped (nonuniform) quasi-1D systems as realized in experiment [10], we utilize the LDA. The trapping potential is $U(\mathbf{r}) = V(z) + \frac{1}{2}m\omega_{\perp}^2(x^2 + y^2)$, where $V(z) \simeq \frac{1}{2}m\omega_z^2 z^2$ is the potential in the weakly confined longitudinal direction with $\omega_z \ll \omega_{\perp}$ [23]. We calculate the particle number density $\rho(z)$ by treating the trapped system as a collection of sufficiently small uniform systems of length Δz , with the local chemical potential $\mu(z) = \mu - V(z)$ [8,9] where μ is the global chemical potential. The density of the trapped system in the ground transverse mode $\rho_0(z)$ is evaluated as $\rho_0(z) = \rho_{\text{YY}}[\mu(z), T]$, where $\rho_{\text{YY}}[\mu, T]$ is the YY density for a uniform system. Similarly, the kinetic energy of the ground transverse mode is

$$E_{\text{kin},0} = \int dz \mathcal{E}_{\text{kin}}[\mu(z), T], \quad (2)$$

where $\mathcal{E}_{\text{kin}} = E_{\text{kin}}/\Delta z$ is the kinetic energy density of a uniform system of length Δz .

In the experiment [10] the system temperature was not sufficiently low that all transverse excitations were frozen out. We can account for this by observing that $g\rho_0 \ll \hbar\omega_{\perp}$ so that the transverse excitations are well approximated as harmonic oscillator states with energies $j\hbar\omega_{\perp}$ ($j = 0, 1, 2, \dots$), where we have removed the zero-point energy $\hbar\omega_{\perp}$. The transversely excited states can then be accurately described as independent ideal 1D Bose gases with chemical potentials $\mu_j(z) = \mu(z) - j\hbar\omega_{\perp}$ [10]. Accounting for the degeneracy factor $j + 1$, the 1D position- and momentum-space densities for the atoms in transversely excited states are, respectively,

$$\rho_e(z) = \sum_{j=1}^{\infty} \frac{j+1}{\Lambda_T} g_{1/2}[e^{\beta\mu_j(z)}], \quad (3)$$

$$n_e(k_z) = \sum_{j=1}^{\infty} (j+1) \int \frac{dz}{2\pi} \{e^{\beta[\frac{\hbar^2 k_z^2}{2m} - \mu_j(z)]} - 1\}^{-1}, \quad (4)$$

where $\beta = 1/k_B T$, and $\Lambda_T = (2\pi\hbar^2/mk_B T)^{1/2}$ is the thermal de Broglie wavelength. Using Eq. (4) we obtain the kinetic energy of the excited modes $E_{\text{kin},e}$ [cf. Eq. (1)]. Combining these results, the full YY description of the trapped quasi-1D system is given by the total density $\rho(z) = \rho_0(z) + \rho_e(z)$, total atom number $N = \int \rho(z) dz$, and the total average kinetic energy per particle $E_{\text{kin},t}/N = (E_{\text{kin},0} + E_{\text{kin},e})/N$.

Before comparing the YY thermodynamic predictions for $E_{\text{kin},t}/N$ with the experimental measurements of Ref. [10], we outline the second theoretical approach used here—the SPGPE—which allows for the determination of both global thermodynamic quantities and the full momentum distribution in the weakly interacting regime. In the SPGPE approach, the system field operator for the lowest transverse mode is split into two parts, $\hat{\Psi}_0(z) = \hat{\psi}_C(z) + \hat{\psi}_I(z)$, representing coherent ($\hat{\psi}_C$) and incoherent ($\hat{\psi}_I$) regions [17]. The coherent region is defined by an energy cutoff ϵ_{cut} such that it contains all highly occupied modes. It can then be described as a classical field (i.e., $\hat{\psi}_C \rightarrow \psi_C$) evolving according to the simple growth

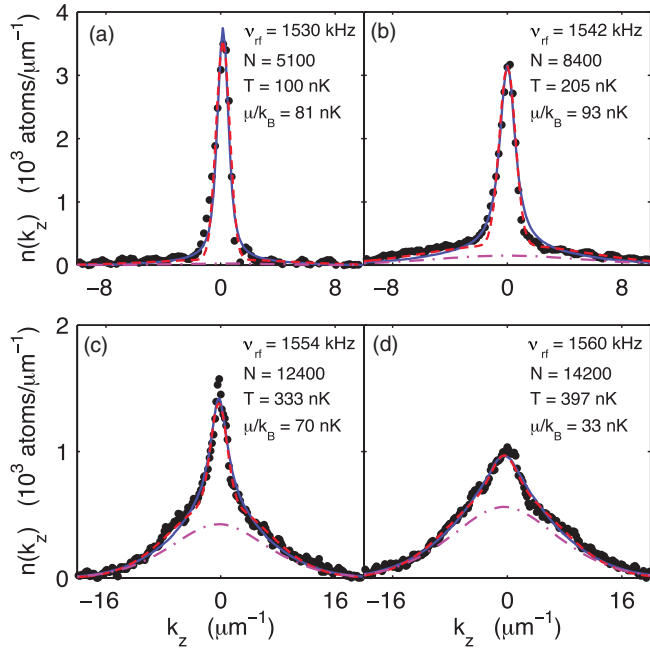


FIG. 2. (Color online) Examples of the experimental momentum distributions (black dots), bimodal Gaussian fits (red dashed lines), and theoretical SPGPE best fits (blue solid lines) yielding the temperature T and kinetic energy $E_{\text{kin,t}}$. The bimodal Gaussian fits are difficult to distinguish from the SPGPE fits, but give slightly different values for the total kinetic energy (see the inset of Fig. 3). The magenta dotted-dashed lines indicate the density of atoms in transversely excited modes $n_c(k_z)$. The finite experimental imaging resolution was modeled as a Gaussian with a rms width of $2.83 \mu\text{m}$ [10,24]. The uncertainty in the stated values of T and μ/k_B is typically ± 5 nK (95% confidence interval). The values of v_{rf} correspond to final rf frequency for evaporative cooling.

SPGPE [17],

$$d\psi_C = \mathcal{P} \left\{ \left(\frac{\gamma_d}{k_B T} - \frac{i}{\hbar} \right) (\mu - \mathcal{L}) \psi_C dt + \sqrt{2\gamma_d} dW \right\}, \quad (5)$$

where $\mathcal{L} = -\frac{\hbar^2}{2m} \partial_z^2 + V(z) + g|\psi_C(z)|^2$ is the Gross-Pitaevskii operator, the parameters γ_d , μ , and T are the damping rate, chemical potential, and temperature of the reservoir, respectively, and dW is a complex Gaussian noise that is delta correlated in time and space. This equation explicitly includes a projection (\mathcal{P}) onto the coherent-region modes [25], and can be derived from a microscopic theory by tracing out the high-energy modes that act as a thermal reservoir [17]. In steady-state evolution the SPGPE samples ψ_C from a grand canonical density independent of the value of γ_d . Thus the equilibrium density can be sampled in both position [$\rho_C(z) = |\psi_C(z)|^2$] and momentum [$n_C(k_z) = |\phi_C(k_z)|^2$] space, where the overline indicates time averaging, and $\phi_C(k_z)$ is the spatial Fourier transform of $\psi_C(z)$.

The incoherent region (i.e., the longitudinal states of the ground transverse mode with low occupation) is well described using the Hartree-Fock approximation [26], and has a position

density

$$\rho_1(z) = \int_{\epsilon_{k_z}^0 > \epsilon_{\text{cut}}} \frac{dk_z}{2\pi} \frac{1}{e^{\beta[\epsilon_{k_z}^0 + 2g\rho_C(z) - \mu]} - 1}, \quad (6)$$

where $\epsilon_{k_z}^0 = \hbar^2 k_z^2 / 2m + V(z)$ [23]. The incoherent region momentum density $n_1(k_z)$ is obtained by a similar procedure, and the transverse ground mode distribution is $n_0(k_z) = n_C(k_z) + n_1(k_z)$. Atoms in the excited transverse modes are treated as for the YY formalism, thus giving the full momentum distribution and total kinetic energy.

Examples of best-fit momentum distributions obtained using the SPGPE approach [27] are compared to the experimental data [28] in Fig. 2. We find quantitative agreement throughout the crossover from the nearly ideal Bose gas to the weakly interacting quasicondensate regime. From these fits we can determine both the kinetic energy per particle and the temperature for the data.

In Ref. [10] the experimental momentum distributions were fitted with the sum of two Gaussians (see Fig. 2), giving the total number of atoms N , and the total kinetic energy $E_{\text{kin,t}}$. The temperature T was obtained from the width of the broadest Gaussian component using a classical ideal-gas model. We note that there is very little quantitative difference between the heuristic bimodal Gaussian momentum fits and those based on the microscopic SPGPE formalism. However, there is a distinct difference in the temperatures extracted using the two methods (see Fig. 3).

We can also use the YY formalism for thermometry in this system, as there is a one-to-one correspondence between the temperature T and the kinetic energy per particle $E_{\text{kin,t}}/N$ for a given atom number N . We compare the temperature estimates of YY thermometry, the SPGPE momentum fits [29], and the broad Gaussian fits as a function of $E_{\text{kin,t}}/N$ in the main panel

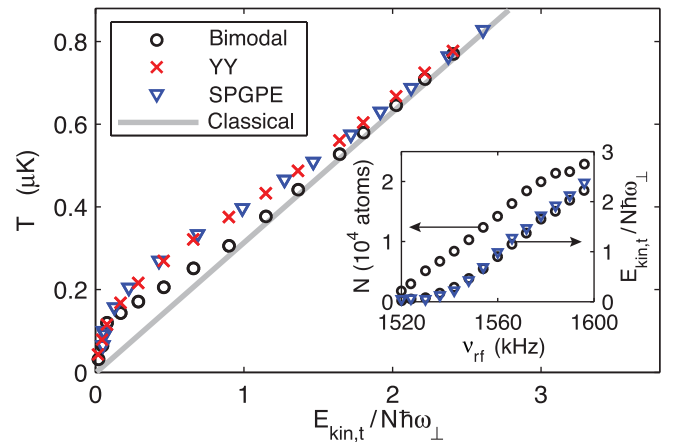


FIG. 3. (Color online) Temperature of a quasi-1D Bose gas in a harmonic trap (with $\omega_z/2\pi = 8.5$ Hz and $\omega_\perp/2\pi = 3280$ Hz [23]) as a function of the total kinetic energy $E_{\text{kin,t}}$ determined by bimodal Gaussian fits (circles) [10], SPGPE fits (triangles) [29], YY thermometry (crosses), and the classical ideal gas model (gray line). The inset shows the atom number (open circles, left-hand axis) and $E_{\text{kin,t}}$ (right-hand axis) as determined by bimodal Gaussian fits (open circles) [10] and SPGPE fits (open triangles) to the momentum distributions as a function of the final rf evaporation frequency v_{rf} .

of Fig. 3. A key result of this Rapid Communication is that the YY temperatures collapse to the same curve as that obtained from the SPGPE fits to the full momentum distributions.

The inset of Fig. 3 shows the total number of atoms as a function of the final rf frequency for evaporative cooling, as well as a comparison of $E_{\text{kin,t}}$ from the bimodal Gaussian fits and the SPGPE momentum fits. The temperature estimates from the SPGPE and YY methods differ for each final ω_{rf} due to small differences between the SPGPE and bimodal Gaussian fits (see the comparison in Fig. 2). However, if the YY thermometry utilized the values of $E_{\text{kin,t}}$ determined from the SPGPE fits, the temperature estimates would be *identical*. Thus, the uncertainty in the temperature is due almost entirely to the experimental uncertainty in determining $E_{\text{kin,t}}$. We note that the temperatures determined here typically lie above the estimates from the Gaussian fits of Ref. [10]—this illustrates the improved sensitivity of YY thermometry and SPGPE theory.

The utility of YY thermometry is that it relies on a single measurement—the kinetic energy per particle—which can be readily obtained via focusing and straightforward density imaging. This provides a simpler alternative to thermometry based on the measurement of density fluctuations of the gas [3]. It does not require any prior theoretical knowledge of the full momentum distribution, which is a challenging task in the strongly correlated regime.

Finally, the results we present in this Rapid Communication provide further quantitative validation of the SPGPE in the regime of current experiments with 1D quasicondensates (see also Ref. [19]). As the SPGPE approach is suited to both

equilibrium and dynamical simulations, this opens up an exciting avenue for exploring nonequilibrium phenomena in this system (e.g., quenches [30]), which cannot be explored using the YY solutions or equilibrium quantum Monte Carlo techniques.

In summary, we have studied the momentum properties of a finite-temperature 1D Bose gas, and given exact results for the rms width of the momentum distribution. We have outlined a procedure from which this simple quantity can be used for sensitive kinetic-energy thermometry of a quasi-1D harmonically trapped Bose gas using the YY formalism and the LDA. This method is applicable to all temperatures and repulsive interaction strengths. We have also performed a full characterization of the momentum distribution in the weakly interacting regime, and made a quantitative comparison with experimental data. Given the importance of momentum-space analysis in cold-atom research to date, our results provide a more complete picture of the homogeneous and trapped 1D Bose gas, and open up prospects for measuring and probing these systems in the strongly correlated regime.

M.J.D. and K.V.K. acknowledge support by the ARC through the Discovery Project scheme (DP110101047, DP1094025). P.B.B. acknowledges support by Marsden Contract No. 09-UOO-0924 and FRST Contract No. NERF-UOOX0703. The work of A.H.v.A. and N.J.v.D. is supported by FOM and NWO. N.J.v.D. acknowledges D. Stamper-Kurn for stimulating discussions.

-
- [1] S. Tan, *Ann. Phys.* **323**, 2952 (2008); E. Braaten and L. Platter, *Phys. Rev. Lett.* **100**, 205301 (2008); S. Zhang and A. J. Leggett, *Phys. Rev. A* **79**, 023601 (2009); T.-L. Ho and Q. Zhou, *Nat. Phys.* **6**, 131 (2010).
- [2] S. Nascimbene, N. Navon, K. J. Jiang, F. Chevy, and C. Salomon, *Nature (London)* **463**, 1057 (2010); E. D. Kuhnle, H. Hu, X.-J. Liu, P. Dyke, M. Mark, P. D. Drummond, P. Hannaford, and C. J. Vale, *Phys. Rev. Lett.* **105**, 070402 (2010); S. Tung, G. Lamporesi, D. Lobser, L. Xia, and E. A. Cornell, *ibid.* **105**, 230408 (2010); S. P. Rath, T. Yefsah, K. J. Günter, M. Cheneau, R. Desbuquois, M. Holzmann, W. Krauth, and J. Dalibard, *Phys. Rev. A* **82**, 013609 (2010); C.-L. Hung, X. Zhang, N. Gemelke, and C. Chin, *Nature (London)* **470**, 236 (2011).
- [3] J. Armijo, T. Jacqmin, K. V. Kheruntsyan, and I. Bouchoule, *Phys. Rev. Lett.* **105**, 230402 (2010).
- [4] E. H. Lieb and W. Liniger, *Phys. Rev.* **130**, 1605 (1963).
- [5] C. N. Yang and C. P. Yang, *J. Math. Phys.* **10**, 1115 (1969).
- [6] I. Bouchoule, N. J. van Druten, and C. I. Westbrook, in *Atom Chips*, edited by J. Reichel and V. Vuletic (Wiley, Weinheim, 2010).
- [7] K. V. Kheruntsyan, D. M. Gangardt, P. D. Drummond, and G. V. Shlyapnikov, *Phys. Rev. Lett.* **91**, 040403 (2003).
- [8] K. V. Kheruntsyan, D. M. Gangardt, P. D. Drummond, and G. V. Shlyapnikov, *Phys. Rev. A* **71**, 053615 (2005).
- [9] I. Bouchoule, K. V. Kheruntsyan, and G. V. Shlyapnikov, *Phys. Rev. A* **75**, 031606 (2007).
- [10] A. H. van Amerongen, J. J. P. van Es, P. Wicke, K. V. Kheruntsyan, and N. J. van Druten, *Phys. Rev. Lett.* **100**, 090402 (2008).
- [11] D. M. Gangardt and G. V. Shlyapnikov, *Phys. Rev. Lett.* **90**, 010401 (2003).
- [12] M. A. Cazalilla, *J. Phys. B: At. Mol. Opt. Phys.* **37**, S1 (2004).
- [13] C. Mora and Y. Castin, *Phys. Rev. A* **67**, 053615 (2003).
- [14] V. V. Cheianov, H. Smith, and M. B. Zvonarev, *Phys. Rev. A* **73**, 051604 (2006).
- [15] A. Minguzzi, P. Vignolo, and M. P. Tosi, *Phys. Lett. A* **294**, 222 (2002); G. J. Lapeyre, M. D. Girardeau, and E. M. Wright, *Phys. Rev. A* **66**, 023606 (2002); M. Olshanii and V. Dunjko, *Phys. Rev. Lett.* **91**, 090401 (2003); F. Gerbier, J. H. Thywissen, S. Richard, M. Hugbart, P. Bouyer, and A. Aspect, *Phys. Rev. A* **67**, 051602 (2003); P. D. Drummond, P. Deuar, and K. V. Kheruntsyan, *Phys. Rev. Lett.* **92**, 040405 (2004).
- [16] J. M. Haile, *Molecular Dynamics Simulation: Elementary Methods* (Wiley-Interscience, New York, 1997).
- [17] C. W. Gardiner and M. J. Davis, *J. Phys. B* **36**, 4731 (2003); P. B. Blakie, A. S. Bradley, M. J. Davis, R. J. Ballagh, and C. W. Gardiner, *Adv. Phys.* **57**, 363 (2008).
- [18] S. P. Cockburn, A. Negretti, N. P. Proukakis, and C. Henkel, *Phys. Rev. A* **83**, 043619 (2011).

- [19] S. P. Cockburn, D. Gallucci, and N. P. Proukakis, *Phys. Rev. A* **84**, 023613 (2011).
- [20] M. Olshanii, *Phys. Rev. Lett.* **81**, 938 (1998).
- [21] This expression for g assumes that $a \ll l_{\perp} = \sqrt{\hbar/m\omega_{\perp}}$ [20].
- [22] In this regime $E_{\text{kin}}/Nk_B T = \mu/3k_B T = \pi^2/6t\gamma^2$, with $\mu = \pi^2\hbar^2\rho^2/2m$.
- [23] The slight anharmonicity of the trapping potential away from the trap bottom is accounted for numerically as in Ref. [10].
- [24] A. H. van Amerongen, *Ann. Phys. (Paris, Fr.)* **33**, 1 (2009).
- [25] P. B. Blakie and M. J. Davis, *Phys. Rev. A* **72**, 063608 (2005).
- [26] This is consistent with the conclusions of J.-B. Trebbia, J. Esteve, C. I. Westbrook, and I. Bouchoule [*Phys. Rev. Lett.* **97**, 250403 (2006)], who found that the Hartree-Fock theory failed to describe the *entire* 1D Bose gas, i.e., the combination of both the coherent and incoherent regions.
- [27] The best-fit SPGPE momentum distributions were determined by calculating the function $n(k_z, \mu, T)$, and performing a least-squares fit to the experimental data constrained to the experimentally determined atom number.
- [28] The experimental momentum distributions were obtained by applying a focusing pulse to the trapped atoms, followed by a rapid switch off of the trapping potential [10]. The cloud then rapidly expands in the radial direction, effectively switching off the interactions, while it is still contracting axially. The axial contraction can therefore be treated as free propagation so that the measured spatial distribution in the focus is converted to a momentum distribution via the time-of-flight transformation $\hbar k_z = mz/\tau$. The time scale τ is calculated using the *ABCD* matrix formalism for matter-wave propagation, giving $\tau = 15$ ms with an estimated systematic uncertainty of 10% [for a detailed discussion, see Ref. [24], in particular Sec. 4; see also J.-F. Riou *et al.*, *Phys. Rev. A* **77**, 033630 (2008)]. A very similar method was used to obtain the momentum distribution of a (nearly) 2D Bose gas: S. Tung, G. Lamporesi, D. Lobser, L. Xia, and E. A. Cornell, *Phys. Rev. Lett.* **105**, 230408 (2010).
- [29] The two lowest N data points in Fig. 3 use $\epsilon_{\text{cut}} = 150\hbar\omega_z$, and the remainder with $N < 17 \times 10^3$ use $\epsilon_{\text{cut}} = 300\hbar\omega_z$. For $N \gtrsim 17 \times 10^3$, μ is sufficiently negative that few modes are appreciably occupied and the coherent region vanishes. The system is then entirely described by Hartree-Fock theory.
- [30] C. N. Weiler, T. W. Neely, D. R. Scherer, A. S. Bradley, M. J. Davis, and B. P. Anderson, *Nature (London)* **455**, 948 (2008).