

This is the authors' original unrevised version of the manuscript. The final version of this work (the version of record) is published by Springer in the book *Guide to Brain-Computer Music Interfacing*, ISBN 9781447165835. This text is made available on-line in accordance with the publisher's policies. Please refer to any applicable terms of use of the publisher.

## CHAPTER 10

### On Mapping EEG Information into Music

**Joel Eaton and Eduardo Reck Miranda**

**Abstract:** With the rise of ever-more affordable EEG equipment available to musicians, artists and researchers, designing and building a Brain-Computer Music Interface (BCMI) system has recently become a realistic achievement. This chapter discusses previous research in the fields of mapping, sonification and musification in the context of designing a BCMI system and will be of particular interest to those who seek to develop their own. Design of a BCMI requires unique considerations due to the characteristics of the EEG as a human interface device (HID). This chapter analyses traditional strategies for mapping control from brain waves alongside previous research in bio-feedback musical systems. Advances in music technology have helped provide more complex approaches with regards to how music can be affected and controlled by brainwaves. This, paralleled with developments in our understanding of brainwave activity has helped push brain-computer music interfacing into innovative realms of real-time musical performance, composition and applications for music therapy.

Joel Eaton

Interdisciplinary Centre for Computer Music Research (ICCMR), Plymouth University

joel.eaton@postgrad.plymouth.ac.uk

Eduardo Reck Miranda

Interdisciplinary Centre for Computer Music Research (ICCMR), Plymouth University

eduardo.miranda@plymouth.ac.uk

## 10.1 Introduction

Articles on Brain Computer Music Interfacing (BCMI) research often open with a sentiment on how far away we are from the science-fiction like dreams of thought explicitly controlling computers. However, the on-going progress in this field in the last decade alone indicates that this is becoming reality; we are not as far away from such dreams as people tend to think.

In a climate where science and technology has the ability to translate primitive emotional states of the brain, develop Brain-Computer Interfacing (BCI) for precise control of machinery and allow for non-speaking persons to communicate by means of brain signals - or brainwaves - mediated by brain scanning technology, it is easy to become enthused about the potentials within neuroscience, especially when applied to the arts.

The possibility of BCI for direct communication and control was first seriously investigated in the early 1970s and the notion of making music with brainwaves (turning BCI into BCMI) is not new. Musicians and composers have been using brainwaves in music for almost the last 50 years. Instrumental in this were a number of highly innovative people, the work of which is discussed in this chapter. This period reflected a significant trend towards interdisciplinary practices within the arts influenced by experimental and avant-garde artists of the time and a growing engagement with eastern music and philosophies by those in this field. It is fair to say that brainwaves in music was initially explored by experimental composers and the area has been pioneered by a number of notable non-traditional composers and technologists since, and this is reflected in the wide range of applications and research that has been undertaken over the last decade and a half.

Over the last twenty or so years the world of computer music has been waiting for technology to interpret brainwave information in order to develop BCMI systems. Equipment costs, portability, signal analysis techniques and computing power has rapidly improved over recent times, alongside a deeper understanding of how the brain functions. Now that the line between these two areas is narrowing the playing field is becoming much larger enabling the two to flourish together. Brainwaves have long been considered to be one of the most challenging of biological signals from the human body (known as bio-signals) to harness, and beginning to understand them through music and sound offers clinical as well as creative rewards; for instance, BCMI systems are bound to benefit Music Therapy.

This chapter focuses on the pressing problem of mapping EEG information into sonic and musical forms. That is, on how to use EEG to control algorithms for synthesising sound or to produce music. A number of mapping methods that have been devised to date are introduced. As we shall see further on, there are a number of different approaches to making music with EEG and the choice of which to use is dependent on the overall objectives of the system.

## 10.2 Mapping and Digital Musical Interfaces

The pursuit of control within musical systems controlled by the brain has been at the forefront of research ever since it was viable. Control has been a key driver in BCMI research as within it is the ability to convey expression and communication through music. Mapping can be likened to a key that unlocks the creative potentials of control. Mapping allows us to translate an input signal so that it can be understood and used by a musical system. Put simply, mapping is the connection of input controls (via EEG) to an output, which in the case of a BCMI is a musical engine. In the pursuit of enhancing user interactivity in BCMIs, mapping plays a key role in designing creative and practical applications. Even Alvin Lucier, the first composer to perform using EEG signals, had a desire for more comprehensive mappings within his system to allow for greater musical control (Lucier 1976).

Research into mappings and digital instruments has largely focused on gestural control and physical interaction (Miranda and Wanderley 2006). Goudeseune (2002) presents a comprehensive framework of mapping techniques for digital instrument design, building on the proviso that performers can think of mappings as containing the *feel* of an instrument; how it responds to the physical control. Garnett and Goudeseune (1999) refer to the results of mapping as providing “consistency, continuity, and coherence”, key factors in the design of musical control systems. Clearly, different strategies for mapping in instruments driven without gestural input, known as *integral interfaces*, is needed to develop BCMI systems (Knapp and Cook 2005).

Mappings can be defined based on the number of connections between the input and output parameters; one-to-one, one-to-many and many-to-many (combinations of one-to-one and one-to-many) (Hunt et al. 2000). Although this framework is useful for evaluating system design, it does not take into account the relationship of the input control to the mapping, or any co-dependencies or rules a mapping may rely on. Goudeseune (2002) recognises the intricacy involved in mapping design, coining the term High Dimensional Interpolation (HDI) to define mapping a large number of parameters to a small number of inputs where controls can be interpolated and connected using a variety of rules and techniques.

The investigation of sophisticated mappings in BCMIs, in comparison with other contemporary digital musical instruments and interfaces, has until recently been stifled by the difficulties in eliciting control from EEG information. On the one hand, simple mappings that exemplify EEG control have been favoured as they suit this purpose well. Simple mappings, such as a linear control to modulate a synthesiser’s pitch, have been designed to be very effective to facilitate performing and composing with BCMIs for non-musicians (Miranda et al. 2011). On the other hand, new methods of EEG acquisition provide much more accurate real-time control than was previously available, and as a result can accommodate far more advanced mapping techniques leading to complex compositional approach-

es. Eaton's *The Warren*, a performance BCMI piece that will be discussed later in this chapter, provides a useful example of complex mapping strategies.

As technologies for monitoring brain wave information have advanced so too has the field of computational music. This correlated evolution of technologies and understanding of EEG has shaped the direction of brainwave-controlled music. Both fields have produced knock on effects in this area, from the introduction of MIDI that led to new applications of brainwaves with music, to the advancement of Brain-Computer Interfacing (BCI), allowing BCMI research to shift towards its engagement with cognitive control of EEG.

In order to elicit control over EEG, it is essential to be able to decipher meaning within EEG data that directly correlate with the subjective decisions (control choices) of a user, be it a mental state or a cognitive task. This quest for accurate meaning in EEG information has long been at the forefront of BCMI research, as through precision in generating data comes accurate control. Note that the term meaning here refers to understanding the correlation between a user's mental process and an associated brainwave response. Meaning in this manner does not refer embedded or implied thought patterns within brainwaves (unless otherwise stated later on). Mappings are not necessarily dependant on control, as generative mappings that interpret unknown EEG information can produce interesting music, but the two can feed off of each other in terms of complexity. When control is explicit, the ability to introduce complex mapping strategies for more advanced musical control arises.

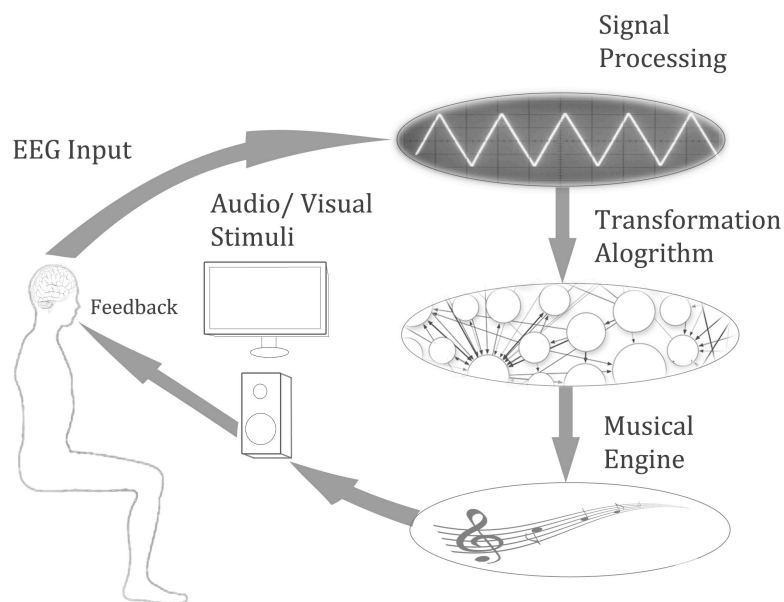
In this chapter we use the term *secondary* mappings to refer to a mapping as an aside of an input's primary connection. A secondary mapping may not necessarily be directly presented to a user, it may be used for time-based data harvesting for algorithmic rule based mapping, or it may just not take precedence over a primary mapping.

### 10.3 Mapping and Approaches to BCMI

The BCMI systems presented in this chapter differ in terms of application, cost, equipment type and signal processing, data handling and indeed mappings, but all can be said to consist of the following elements (Figure 10.1):

- **Stimuli.** This element is optional, and in some cases where it is present provides the feedback link with the system, being part of or being affected by the musical system.
- **EEG Input.** Electrodes placed on the scalp, either in the form of a brain cap or a headband to fit them.

- **Signal Processing.** Amplification of electrical activity, and data extraction to isolate meaningful information. Filtering and further data processing/analysis/classification are applied depending on the EEG technique used.
- **Transformation Algorithm.** Transforming the EEG information into parameters within a musical system. This is where mapping of non-musical information to the music engine occurs. This can take various forms from a patch cable from an EEG amplifier into an analogue synthesiser, to a generative software program that triggers musical events.
- **Musical Engine.** The musical system receiving commands from the transformation algorithm. This may be external to the algorithm (e.g., a MIDI instrument) or built into it with the appropriate software.



**Figure 10.1:** The makeup of a typical BCMI system.

Miranda and colleagues (2003) identify three types of BCI systems, based on how they interact with a user. BCMI systems can also be observed using this categorisation as systems have been developed within all three areas: *user-orientated*, *computer-orientated* and *mutually-orientated*.

### ***10.3.1 User-oriented systems***

A user-orientated type of system is programmed to understand the meaning of user input with in an attempt to adapt to its behaviour in order to achieve control. For the piece *In Tune*, Richard Teitelbaum adapts his system in response to a performer's alpha waves as well as injecting his own musical directions (Teitelbaum 1976). Building user-orientated BCMI's poses difficulties with understanding meaning within EEG. When relying on interpretation, control can be harnessed far better in mutually-orientated systems where this problem is addressed two-way.

### ***10.3.2 Computer-orientated systems***

In a computer-orientated system the user adapts to the functions of the computer. The computer model stays fixed and the success of the system relies on the ability of a user to learn how to perform control over musical events. A performance piece conceived in 2011 by BioMuse Trio, called *Music for Sleeping and Waking Minds*, uses this approach. The responses of performers' brainwaves are mapped to fixed musical parameters. Controlling their states of mind (or sleep in this case) affects control over the music. Attempts to control musical systems with alpha waves using, a technique called neurofeedback, have mostly fallen into this category as the user is required to learn how to control their EEG in certain ways in order to produce desired sonic results.

### ***10.3.3 Mutually oriented systems***

Mutually-orientated systems combine the functions of both user and computer orientation whereby the two elements adapt to each other. This was the approach used in Eaton's *The Warren*. Here the system requires the user to learn how to generate specific commands, and features mappings that adapt depending on the behaviour of the user.

The majority of BCMI's fall into the category of computer-orientated systems. This allows for fixed parameters to be built that respond to known user brain responses. The use of mutually-orientated systems allows for two useful things. Firstly, more sophisticated algorithms derived from EEG behaviour can be mapped onto music. As the system learns the EEG behaviour of a subject over time, this information can be used in series with primary mappings and in parallel through embedding deeper secondary mappings. Secondly, a system where user and computer adapt together increases the likelihood of obtaining accurate EEG as both elements are effectively calibrated to optimise the system performance.

### ***10.3.4 Brainwave data for BCMI***

There are two types of EEG data used in the systems discussed in this chapter: Event Related Potentials (ERP) and spontaneous EEG. ERPs are fluctuations of EEG measured in response to events triggered by external stimuli. ERP data are time locked to stimulus and are recognised as positive or negative amplitude deflections. ERPs are categorised by their response time post-stimuli and are associated with brain processing of event expectation and perception.

Systems monitoring spontaneous EEG look at on-going EEG data, often across multiple frequencies for patterns or trends that correspond to specific brain activities. This can also be time locked to external stimuli and if so, windows of corresponding data are captured for analysis.

Significant work in using brainwaves for music has been developed with other forms of measurement of brain activity. For instance, fMRI (functional Magnetic Resonance Imaging) has been used to translate brain data as input to offline musical compositions, one example of which is discussed in Chapter 14 in this volume. However, fMRI is currently impractical for developing a BCMI: it is expensive, not portable and has poorer time-resolution than EEG, to cite but three encumbering factors.

### ***10.3.5 Methods of music generation with brainwaves***

When looking back on research into music and brainwaves we can separate systems into three categories; ones for *EEG sonification*, ones for *EEG musification* and ones for *BCI control*. EEG sonification is the translation of EEG information into sound, for non-musical and predominantly medical purposes. EEG musification is the mapping of EEG information to musical parameters, however the EEG data is arbitrary and when possible can offer only loose forms of control. BCI Control is inherent in systems where direct cognitive real-time control of music is achievable. In some systems more than one of these approaches can be found, and in others where one approach has been adopted for investigation of the technique, the application could well be applied to another approach as a result.

It should also be noted that the mapping approaches discussed in this chapter are not wholly comparative, as it charts development in a relatively infantile field, where, as previously mentioned, progress is heavily reliant on the advances within neuroscience. Where considered useful, areas are touched upon that draw parallels between systems as a way of directing the reader through the different approaches and ideas.

Although this chapter does not attempt to explicitly categorise the accuracy of each system, due to the wide range of disparaging technologies and individuals incorporated, it should be carefully acknowledged that accuracy plays a very im-

portant part in the derivation of *meaning* within EEG data, and this is considered of high importance.

The sonification of data offers an interesting way of listening to the sounds of non-musical sources of information. Data harvesting allows us to sonify a world of unlikely information, such as the stock market or even the weather. In sonification we are concerned with the *sound* of the information relative to itself, it is a passive process and a way of hearing numerical or graphical data.

Sound has long been used as a way of interpreting biological information, from the use of the stethoscope to the steady beeping of the heart rate monitor. Both of these are methods of *hearing* the body, which when used in real-time to help affect control over the signal is known as bio-feedback. The visual complexities of EEG has given reason to sonifying its information as a method for understanding activity through the simplification and the natural intuition of discernably listening to multiple elements contained within sounds. As such the mappings for direct data sonification should be straightforward in order to provide an intuitive correlation between brain activity and sound. Control of EEG in sonification (and some musification) systems is largely passive, whereby the user has no direct control over their EEG. EEG may be influenced external factors, such as tiredness or mood, but in situations where brainwave control is not achieved by explicit choice.

In contrast with sonification to *musify* data is to map the data into organised musical form. This is rather different from sonification as one is not attempting to understand the data through sonification per se, but rather attaching it to a musical system. Therefore musical structures are connected to the EEG information based on the patterns or variables apparent within the data. For example, if the EEG delivers five distinguishable data, then these can be directly mapped to five parameters within a pre-designed musical piece. A common factor within EEG musification is the use of generative musical approaches. In musification BCMI systems a passive approach to EEG control is generally used. EEG data is generally limited in its meaning, and the shift in focus lies heavily on mappings using advanced techniques of interpreting data in useful ways to grant musical success. In summary the difference between sonification and musification are: a) sonification produces sounds from EEG data; the system would normally control a sound synthesiser; b) sonification is not, in principle, intended for an artistic purpose, but rather as some sort of scientific auditory display of the EEG behaviour.

Both, sonification and musification afford no explicit control of the sound of music, and as such, strictly speaking they could be regarded outside of the realms of BCI research. This is because BCI research is based on the premise that a BCI system allows for the *active* control of a device and/or software by the explicit thought of the command, and the results of the mental activity are fed back to the user in real-time (Wolpaw and Birbaumer 2006). This definition of BCI has been harnessed within BCMI to the extent that subjective control over systems is now a realisation. Here is where the challenge of being unable to translate musical



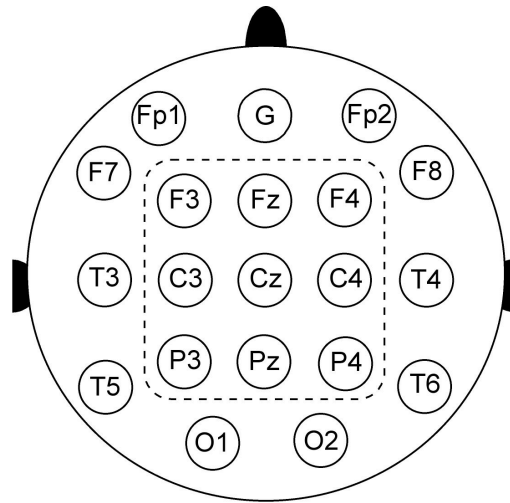
thought into direct action has been bypassed through embedding meaning into cognitive processes. For example, where reading the explicit thought of ‘*play the note D#*’, is not feasible, using learnt cognitive processes where a user understands the outcomes may lead to a dedicated brain wave response that can be mapped to play the note D#.

#### 10.4 Observations on Musifying EEG

Musifying brainwave activity without a need for control can offer interesting possibilities with regards to mapping data to music. Although musification is not really BCI, it is nevertheless a valid approach for BCMI for artistic purposes. For instance, Miranda and Soucaret (2008) reported on a mapping method they developed to produce melodies from the “topological” behavior of the EEG across a configuration of electrodes on the scalp, or *montage*. In this case the EEG signal of each individual electrode was analysed individually in order to infer possible trajectories of specific types of EEG information across a montage of 14 electrodes, as listed in Table 10.1; see Figure 10.2 for placement scheme with labels suggested by the International Federation of Societies for EEG and Clinical Neurophysiology.

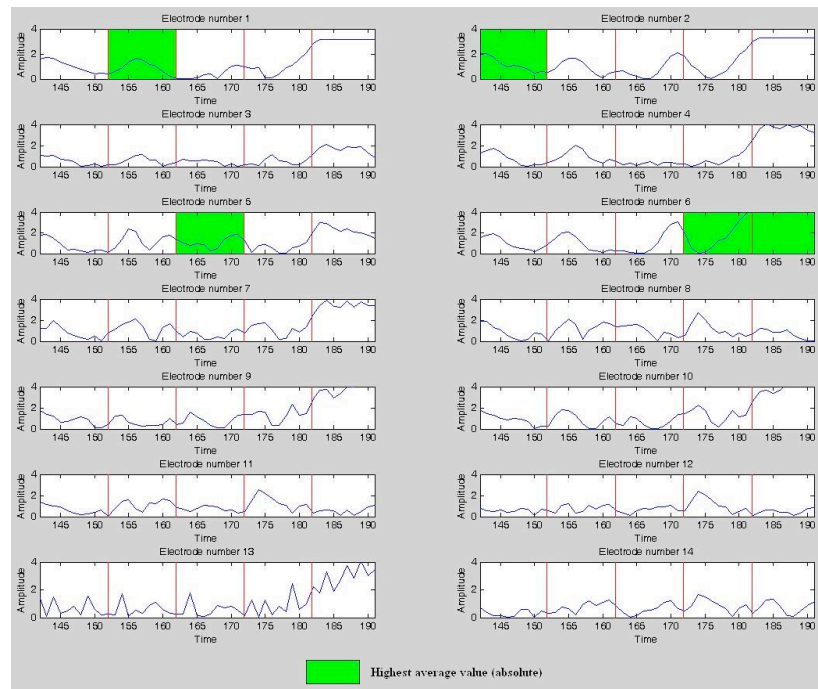
Electrode Number	Electrode Name
1	Fp1
2	Fp2
3	F7
4	F5
5	F4
6	F8
7	T3
8	T4
9	T5
10	P3
11	P4
12	T6
13	O1
14	O2

**Table 10.1:** The montage of 14 electrodes used in EEG Melodies.

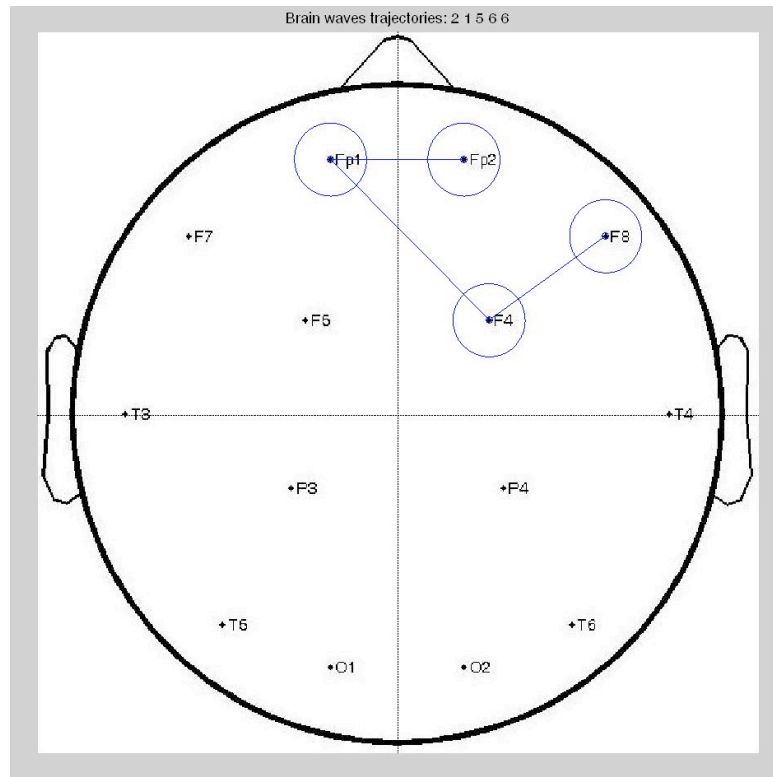


**Figure 10.2:** The 10-20 Electrode Placement scheme recommended by the International Federation of Societies for EEG and Clinical Neurophysiology.

As an example, let us assume that we are interested in tracking the behaviour of the overall EEG amplitude. Figure 3 plots the amplitude of the EEG on each electrode for approximately 190 seconds. Each plot is divided into 5 windows of approximately 38 seconds each; the size of this window is arbitrary. The average amplitude is calculated for each window and the electrode with the highest value is singled out (shaded windows in Figure 10.3). The example in Figure 10.4 shows how the power of the EEG has varied across the montage: the area with the highest EEG power moved from electrode 2 (Fp2) to 1 (Fp1), then it moved to electrode 5 (F4) followed by electrode 6 (F8), where it remained for two windows.



**Figure 10.3:** The varying amplitude of the EEG on 14 different electrodes for approximately 190 seconds.



**Figure 10.4:** Tracking the behaviour of the amplitude of the EEG signal across a montage of electrodes. In this example, the area with the highest EEG power moved from electrode 2 (Fp2) to 1 (Fp1), then it moved to electrode 5 (F4), followed by electrode 6 (F8), where it remained for two windows.

The method to produce melodies works as follows: we associate each electrode with a musical note (Table 10.2), which is played when the respective electrode is the most active with respect to the EEG information in question. The associations between notes and electrodes are arbitrary and can be customised at will.

Electrode Number	Electrode Name	Musical Note
1	Fp1	A4
2	Fp2	A4#
3	F7	B4
4	F5	C5
5	F4	C5#
6	F8	D5
7	T3	D5#
8	T4	E5
9	T5	F5
10	P3	F5#
11	P4	G5
12	T6	G5#
13	O1	A6
14	O2	A6#

**Table 10.2:** Associations between musical notes and the electrodes of a given montage.

In the case of our example, the trajectory shown in Figure 10.4 would have generated the melody shown in Figure 10.5. (Rhythm is allocated by means of a Gaussian distribution function, which is not relevant for discussion here.)

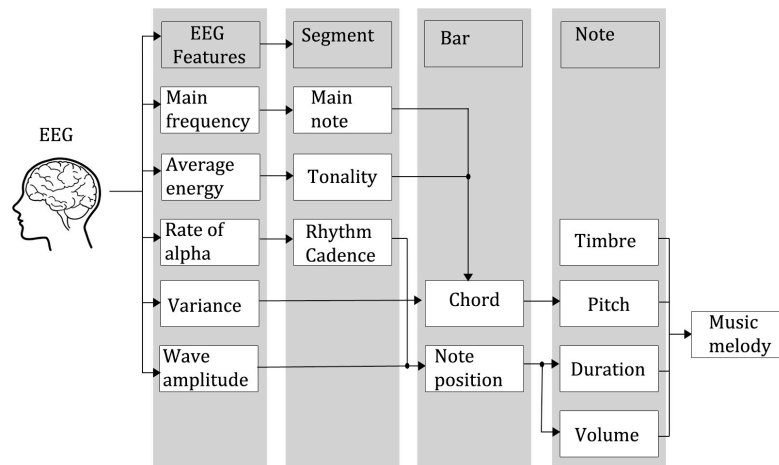


**Figure 10.5:** Melody generated from the behaviour of EEG power shown in Figure 10.4.

The authors reported that it was possible to produce interesting pleasant music with the system by forging crafty associations of electrodes and notes, combined with careful generation of rhythmic figures.

A number of analyses can be performed in order to track the behaviour of other types of EEG information. For instance, they generated two concurrent melodies by tracking the trajectory of Alpha rhythms and Beta rhythms simultaneously. They also generated polyphonic music by tracking other types of EEG information simultaneously, such as correlation between electrodes or sets of them, synchronisation between one or more electrodes, and so on.

Another example of musification was reported by Wu and colleagues. They harnessed EEG data generated by variations in sleep to compose music (Wu et al. 2009). The pitch and duration of notes were derived from formulas that mapped each EEG wave to a determinate pitch and its period to duration. Characteristics of the music were explored through experiments with listeners attempting to associate the resultant music with levels of sleep. They developed mapping strategies in their investigations into musical representation of mental states. Figure 10.6 shows the relationships between EEG features and musical parameters. Here mappings accumulate in order to build bars of musical phrases. For example, as time based features of sleep stages differ, compositions derived from Slow Wave Sleep (where activity is high in low frequency delta and theta rhythms; see Chapters 1, 3 and 9 for more on EEG rhythms), are higher in amplitude and lower in pitch than compositions generated from Rapid Eye Movement EEG (where alpha activity is more prominent, albeit with low amplitudes) (Wu et al. 2010). This ability to directly map time-based features, such as the prominent frequency and amplitude, gives way for direct musical evocations of the mind's state, allowing a listener to hear, through music, brain states of arousal and relaxation.



**Figure 10.6:** Mapping diagram for musification of EEG proposed by Wu and colleagues (Wu et al. 2010).

## 10.5 Early Research into Biofeedback and Music

In 1965 Alvin Lucier performed a piece for live percussion and brainwaves titled *Music for Solo Performer*. The piece was inspired by Luciers' experiments, with the physicist Edmond Dewan, into controlling bursts of alpha activity with medita-

tive states. Brainwaves mapped to sounds, in real-time, created a neurofeedback loop, allowing Lucier to affect sonic changes based on the feedback of the previous brainwave states as he heard them. Alpha waves, or alpha rhythms, is the term given to describe brain activity within the range of 8Hz and 13Hz, and is commonly associated with relaxed states of attentiveness (Cahn & Polich, 2006).

During the performance Lucier amplified his alpha waves, read from two electrodes positioned on his forehead, through a series of loudspeakers. As the frequencies contained in alpha waves are below the threshold of human hearing the loudspeakers were coupled with resonant percussive instruments including cymbals, gongs, bass drums and timpani as a way of musifying brainwave activity (Lucier 1976).

This simple method of directly mapping brainwave intensity to instrument resonance was the first attempt of its kind to interpret brainwave activity in real-time into a form of experimental music. The theatrical dramaturgy of a man on a darkened stage with wires on his head and his brain generating music was surely impressive enough, but Lucier was considerate in his approach applying deeper mapping considerations to increase the sonic possibilities. The input to the system was alpha rhythms produced in phrases of varying duration, and this one limited parameter from the brain was carefully utilised. The amplitude was operated by a manual control (either by an assistant or Lucier himself), and mixed between individual speaker channels. The known behaviour of these three parameters (duration, volume and channel mixing) in response to alpha activity was used to design the output stages of the system, or the musical engine; instrument type, speaker placement, and the involvement of extra materials, such as cardboard boxes or metal bins. Additionally a threshold switch was used for alpha above a certain amplitude level to trigger pre-recorded tape loops of alpha activity, transposed upwards into the audible realm for the audience to hear.

In his reflections on the piece, Lucier recognises the importance of how his mapping choices are linked to musical complexity. He even goes as far as to identify a further mapping strategy, unavailable to him at the time. He wished to be able to store time-encoded sections of alpha activity and map patterns within them to speaker channel mixing; a technique possible with today's computing and not too dissimilar from methods used in BCMI's discussed later in this chapter.

In contrast to Lucier's desire to communicate the natural frequencies of brain activity through acoustic and tangible sound sources, Richard Teitelbaum, a musician in the electronic ensemble *Musica Elettronica Viva* (MEV), began to incorporate bio-signals into his electronic compositions using modular analogue synthesisers in the 1970s. Taking inspiration from Lucier and new advances in synthesis technology Teitelbaum integrated EEG signals alongside other bio-signals into his pieces, many of which focused on the use of meditative states of mind. Performed throughout 1967 *Spacecraft* was Teitelbaum's first use of amplified EEG activity as a control voltage (CV) signal for a Moog Synthesiser. Here the electrical activities of the brain were electronically sonified in real time, again providing a real-time bio-feedback loop for the performer (Teitelbaum 2006). Although *Spacecraft*

was a wholly improvised composition it provided a foundation for his later uses of brainwaves that sought to investigate elements of control and musical interaction.

*In Tune*, perhaps Teitelbaum's most popular work, was first performed in Rome, 1967. What stands out in later versions of the piece (referred to by the composer as the expanded version of the piece) is the introduction of a second performer's EEG within his system. Alongside other bio-signals, including heartbeat and amplified breathe, alpha activity was measured then split into two paths within a modular system comprised of analogue synthesis modules, a mixer and audio effects. Before any audio processing took place a threshold gate was set to allow only alpha signals generated with eyes closed to pass; the amplitude of alpha rhythms is markedly increased by closing one's eyes. This provided a simple control switch for performers; system ON with eyes shut and system OFF with eyes open. Precise control within an ON state of the system's parameters was largely unattainable beyond basic changes of alpha amplitude increase and attenuation. With the gate open the alpha of a performer was split from an envelope follower into two directions within the system to provide a one-to-many mapping. The first path allowed for a direct DC signal to be mapped to two voltage-controlled oscillators, thus modulating a pre-set centre pitch for each. The second path sent the EEG signal to an envelope generator, which allowed for variable control of a voltage-controlled amplifier (VCA) and voltage controlled filter (VCF). This parallel mapping of one EEG signal allowed for real-time modification of pitch, rhythm and amplitude of the synthesised waveforms coupled with magnetic tape recordings being played back through the same VCA and VCF. Again, these mapping choices were not arbitrary but were in keeping with Teitelbaum's artistic aims for the composition. The heavy breathing and sexualised moaning sounds played back from one tape machine being rhythmically enveloped by the alpha was designed to play alongside the live breath and vocal sounds from a throat microphone (Teitelbaum 1976).

The method for signal processing was repeated for the second performer whose alpha controlled a third and fourth oscillator via a second envelope generator for a their amplification and that of a secondary tape machine (but no subsequent filter in this path).

With two performers generating biological signals Teitelbaum performed the role of conductor. He manually played the system controls (synthesis, reverb and mixing parameters) in response to the performer's alpha alongside injecting his own musical intuition. Alongside its use of brain wave information as a control input to an electronic musical system *In Tune* introduces the use of brainwaves as a collaborative musical tool for performers and raises interesting questions regarding the potential influences of bio-feedback between individuals in shared musical environments not just of brainwaves but from other bio-signals.

The fields of bio-feedback and aesthetic experience became increasingly popular in the late 1960s and early 70s. During his time at the Laboratory of Experimental Aesthetics, part of the Aesthetic Research Center of Canada, David Rosenboom conducted a thorough body of research into biofeedback and the arts,



definitively recorded in his 1990 writing *Extended Musical Interface with the Human Nervous System* (Rosenboom 1990).

Other artists at this time were also experimenting with alpha, such as Finnish artist Erkki Kurenniemi's instrument *Dimi-T*, where EEG was used to control the pitch of an oscillator (Ojanen et al. 2007). Manfred Eaton's ideas for an adaptive bio-feedback instrument presented in his book *Bio-Music* (Eaton 1971) presented his concept of a musical brain system powered by visual and auditory stimuli. What is significant in his idea is that the images or sounds that are presented as stimulus for generating brain wave activity can be semantically removed from the music as long as the corresponding brain activity is one desired by the composer. This concept is now a common tool in contemporary BCMI design, where stimuli is used to generate specific brain wave information or *meaning*, but is unrelated to the musical outcomes; this will be discussed in more detail further on.

The study of alpha rhythms in music offered a rich time of creative practice. Ultimately musical and artistic works were restricted by the limits of control that came with generating and analysing alpha. In order to use the brain for more advanced musical applications new methods of harnessing and interpreting brain information were required. Yet the work undertaken in using alpha waves to control music was an important landmark in the field of BCMI, as it suggests that the notion of music controlled by thought was actually achievable.

In 1995 Roslaie Pratt and colleagues at the Biofeedback Research Laboratory in Brigham Young University, reported on experiments where children with ADD and ADHD used neurofeedback training with the aid of music containing discernable rhythms, to increase focused behaviour through the reduction of theta activity (Pratt et al. 1995). These experiments provided benefits that were still discernable six months later. Years later sound and music were the focus in Hinterberger and Baier's body of work in providing aural elements to an SCP (Slow Cortical Potential) driven communicative tools, such as rewarding musical jingles linked to successful EEG control, and in their system POSER, short for Parametric Orchestral Sonification of EEG Rhythms (Hinterberger and Baier 2004). Spurred on by research indicating the superiority of audio over visual feedback in a system with multiple inputs (Fitch et al. 1994), POSER applied musical mappings to assist real-time analysis of EEG information. In initial implementations of POSER features of multiple brain wave rhythms were mapped to MIDI instruments and presented to users. Continuous sounds were modulated in pitch and volume according to changes within the bandwidth of a corresponding rhythm. Reports showed that users were able to evoke control over individual EEG rhythms, as successfully as 85% during trials, using musical notes as real-time feedback for simultaneous EEG data. This approach is later adopted in a system that screens EEG for dynamic characteristics (Baier et al. 2007), such as those prominent in diseases including epilepsy and alzheimers (Jeong 2002). Here, events of interest within EEG are mapped to digital synthesis parameters in Csound music software (Boulanger 2000), to aid in the distinction between normal and abnormal rhythms in patients. By connecting expected EEG artefacts to synthesis features such as amplitude modulation and harmonic content, a sonic real-time interpretation of meaningful

data is available. In another system the use of sound localisation via an array of speakers is used to reflect the horizontal location, across the scalp, of the current activity. Further work into these sonification techniques also addressed interaction and user acceptance issues (de Campo et al. 2007).

## 10.6 Computer Music and the Brain

The mappings in early experiments with music and brainwaves were built in to the hardware that was used. They were pre-determined by the equipment available, they were fixed and they were difficult to change or undo. BioMuse, a hardware and software system developed by Benjamin Knapp and Hugh Lusted in the 1990s, introduced a major departure from this, with the use of real-time digital computing to process EEG data (Knapp and Lusted 1990).

BioMuse provided a portable kit for digitally processing bio-signals, but what was ground breaking was that it was able to convert these signals into MIDI data. Thus creating a MIDI controller based on bodily responses; BioMuse also measured eye movements, muscle movements and sound from a microphone input. This use of the MIDI protocol allowed for an EEG signal to be mapped to the input of MIDI enabled equipment, such as a synthesiser, a drum machine or a sequencer. Furthermore the technology allowed for fine-tuning of input data. An input threshold switch and a channel sensitivity control meant that the system could be calibrated for different users and different applications. Adjusting the threshold allowed for amplitudes over a specified level to trigger a specified MIDI command and increasing the channel sensitivity increased the number of MIDI values in a corresponding range. A demonstration of BioMuse presented at the New Music Seminar 1990 in New York City, showcased this method of mapping multiple bio-signals to MIDI parameters.

The BioMuse software provided the ability to manipulate bio-signal to MIDI mappings. With the large number of MIDI commands available this feature allowed alpha waves to be mapped to note specific MIDI commands such as Note On or Note Off, or to affect sounds triggered by other bio-signals, such as Control Change messages. From 1987 bursts of alpha activity were sonified via a MIDI synthesiser (Lusted and Knapp 1996), and again the use of opening and closing the eyes was incorporated into compositions to generate significant differences in alpha activity.

Earlier we mentioned the piece *Music for Sleeping and Waking Minds*, which is a more recent work using updated versions of these tools. This is an eight-hour long composition intended for night-time listening. Four performers wearing EEG sensors affect properties of tones using simple direct mappings, in order to project basic changes in their brainwave activity to an audience. Alongside alpha activity, delta rhythms and spindles are also measured and mapped to parameters of audio. The contrast in input parameters is reflected through the resulting sound. Where alpha rhythms are prominent during modes of light sleep and through closing of

the eyes, Delta rhythms, waves between approximately 0-4Hz, are associated with deepest levels of sleep. A spindle is recorded as a spike in activity between 11-16 Hz with a duration  $\geq 0.5$  secs and combines with muscle twitches during periods before deep sleep (Babadi et al. 2012). These three classes of brain activity associated with different stages of sleep are mapped to three musical parameters. Within the composition are sixteen tones of differing spectra. Each performer controls parameters relating to four of these tones. An increase in alpha activity applies a tremolo effect to the tones, prominent delta waves change the timbre of the tones, and spindles trigger enveloped tones through a delay effect with feedback (Ouzounian et al. 2011). Whereas delta activity and spindles are not wholly controllable these three elements of brain activity are effectively communicated through the act of watching the performers sleep as well as listening to the resulting audio.

## 10.7 Event-Related Potentials and Auditory Stimuli

Research into using brainwave activity for musical purposes has not been limited to translating alpha and other rhythms related to meditative states. Studies into event-related potentials (ERPs) have led to BCMI designs designed to measure brain activity as a direct result of sensory, cognitive or motor responses. The ability to actively generate brain activity using ERPs has led to BCMI systems whereby a user has full control over the musical outcomes.

ERPs are electrophysiological brain responses produced by perception to stimuli that is presented to a subject. They are locked in time to the event of the stimuli and they are sources of controlled and visible variability in brain activity (Donchin et al. 1978). ERPs highlight the role of anticipation within brain processing as they can be elicited by deviation from expected events provided by, on the whole repetitive, stimuli.

In 1990 Risto Näätänen reported on a number of experiments in measuring brain activity relating to attention using auditory stimuli. Even though attention research involving ERPs had been going on for over 50 years at the time, Näätänen was keen to distinguish between the brain's automatic responses to stimuli and responses derived from someone's attention and their interpretation of the heard stimuli (Näätänen 1990). The idea of a subject being able to shift their attention at will to auditory stimuli opened up possibilities of BCMI systems controlled by a user's attention to elements of what they are hearing.

Research into attention and sound has long been investigated even before the use of EEG, and earlier research observed a phenomenon known as dichotic listening in regards to how we focus our hearing attention. Dichotic listening is the process of paying attention to sound from one ear whilst ignoring sound from the opposite ear. When asked to focus on speech arriving at one ear, subjects were often unable to recall speech of the same volume from the opposite ear (Cherry

1953). In Näätänen's experiments he found that the brain reacts to deviations from repetitive sounds automatically, even when a listener focuses their attention away from what they are hearing. This was measured with a P300 EEG response, where the potential begins with a positive deflection and peaks at around 300ms after the onset of the stimuli. This 'oddball paradigm' implied that when presented with recurring audio information the brain reacts automatically, and predictably, to deviations in audio patterns.

Throughout the 1990s and early 2000s further research into how the brain responds to auditory stimuli shed light on how the brain processes our perceptions of music. A key area in this field is the study of meaning held within ERPs, building upon previous research into how the brain processes language (Besson and Macar 1987). Here, the term meaning has more depth than mere EEG association to input. Besson and Faïta (1995) demonstrated how different responses within ERPs are elicited when subjects listen to musical phrases that end either congruently or incongruently, in pitch or rhythm. The results also show how differences between musicians and non-musicians indicate that musical expertise can influence aspects of music processing, aside from mere perception.

In 2003 Besson and Schön reported that the P600 ERP response (a positive deflection peaking at around 600ms post-stimuli) is associated with syntactic violations in language and music such as grammatical errors and incongruously ending musical phrases. Whereas increases in the N400 (negative deflection around 400ms) ERP are associated with unexpected semantic violations in language, such as "The pizza is too hot to cry" (Besson and Schön 2003). The amplitude of the ERP is relative to the degree of the violation; the more abstract the meaning results in a potential with higher amplitude.

This research indicates that there is a separate mechanism in the brain for processing music and although the P600 is a slower response than the N400 it nonetheless provided a basis for further research into applying auditory perception into controlling music. A difficulty in using ERPs as a control source in BCMIs is the issue of identifying potentials amongst non-related EEG information. To address this epochs of ERPs are summed and averaged from many presentations of the same stimuli in order to gauge whether the response is positive or not. This extra time adds a delay to the signal processing, distancing control away from real-time musical influence.

## 10.8 EEG classification and Auditory Stimuli

By the early 2000s there were several headband-based systems that could play music from EEG data (Miranda 2001). The majority of these provided only two electrodes and very limited tools for interpreting the raw EEG data. Moreover, the quality of the EEG obtained with these less costly systems did not match the min-

imum standards required to implement reliable BCI system. Nevertheless, in 2001 Alexander Duncan, then a PhD candidate working under the guidance of Eduardo Miranda and Ken Sharman at the University of Glasgow, proposed a BCMI system based on musical focusing through performing mental tasks whilst listening to music, alongside EEG pattern classification (Duncan, 2001). Duncan proposed a number of data classification methods for collecting a subject's EEG profile to create an offline neural network classifier, which is used for comparative analysis of EEG readings. This system could effectively be trained to understand the brain signals of a user so that in practice there was a built in model to apply 'best-fit' rules to derive the meaning within the EEG. Here, EEG was extracted through power spectrum analysis, instead of ERPs. Power spectrum analysis uses fourier transformations to observe the amplitudes of EEG frequencies. In this setup EEG generated from external stimuli was analysed by a computer to create classifications of patterns over multiple trials. Building such a classification systems used Artificial Intelligence to create models of expected users responses. A model is built from the averages of many practice tests of an individual's response to stimuli, which in effect trains the system. When the system is then engaged in an experiment, it reads an incoming EEG signal and classifies it against the artificial neural network stored within its memory.

Researchers based at the Interdisciplinary Centre for Computer Music Research, University of Plymouth (ICCMR) implemented this approach in experiments that combined auditory attention with data classification to analyse features within a short epoch of post-stimuli EEG. In 2003 Miranda and colleagues reported on three experiments that investigate methods of producing meaningful EEG, two of which were deemed suitable for practical musical control. The first of the two uses the technique of *active listening*, and the second uses *musical focusing*.

In the first experiment small epochs of EEG measured across 128 electrodes were analysed to determine any difference between the acts of *active listening* (replaying a song in the *minds ear*) and *passive listening* (listening without focus). Trials were multiplied and looped to build a portfolio of EEG readings. Musical stimuli consisted of melodic phrases being played over rhythmic patterns. In different trials during a break between melodies subjects were asked to do three different things. In the first trial to replay the tune in their heads, in a second to try relax their minds without focusing on anything in particular, and in a third to count. Trials were carried out in a number of orders for greater disparity and a mental counting exercise was factored in as a test of whether musical concentration through active and passive listening was extrinsic to standard methods of mental concentration focusing (Miranda et al. 2003).

The second experiment set to determine whether EEG could identify if a subject was engaged in *musical focusing* (paying particular attention to an element of music being heard) or *holistic listening* (listening to music without any effort). During the *musical focusing* experiments subjects were asked to focus attention to an instrument within the music, that was positioned either in the left or right stereo field.

These tests suggested that it might be possible to accurately measure EEG differentiation between someone engaged in mentally focusing on music and holistic listening. The second test suggested that it might be possible, although to a lesser degree, to record whether a subject is focusing on sound arriving in the left ear or the right ear, whilst in both experiments the counting exercise provided a different response in the EEG indicating that musical focus uses different brain processing mechanisms that other forms of concentration.

The experiments were conducted in blocks of multiple trials and the results were derived offline. However their outcomes led to two initial concepts for BCMI. *b-soloist* is a BCMI system designed to detect active and passive listening. A continuous rhythm is presented to a subject with regular melodic phrases overlaid. Straight after the melody is played the system looks for either an EEG reading of active or passive listening. If the reading shows active listening has occurred then the next melody line will be a variation of the last. If the reading shows passive listening occurred then the next melody played will be exactly the same as the last (see also Chapter 3). *b-conductor* was designed to use musical focusing to affect changes in either left or right channels of music (Figure 4). When presented with music in both channels a user selects a channel through attentively focusing on the instrumentation it contains. At regular intervals the system detects the channel of attention in the EEG and this recognition is mapped to the music, turning up the volume of the focused channel. After a change is made the volume then returns to a default value until the next command to change is received.

In 2004 Miranda and Stokes report on a further experiment that investigates EEG derived from auditory imagery. In this they further the search for distinctions between mental tasks looking for any distinguishable differences between *active listening* and tasks based on *motor imagery* and *spatial navigation*, whereby a subject focus' their attention to a physical movement whilst remaining still (Miranda and Stokes 2004). Tests again used power spectrum analysis but with three pairs of electrodes (7 in total with a reference electrode) to determine a classification system through building a neural network. The three extra tasks assigned were for a subject to imagine opening and closing the right or left hand (motor), and to imagine scanning the rooms of their home (spatial). A separate pair of electrodes read EEG data corresponding to each task, and the voltage difference between the pairs was derived. It was observed which pair produced EEG readings that could be most easily discriminated against another. Again, results were very positive with the largest distinction recorded between auditory imagery and spatial imagery.

Not only did this latter test minimise the number of electrodes for accurately reading overall EEG, thus likely reducing interference and preparation time, but it also narrowed the gap between BCMI and EEG techniques within other BCI fields such as assistive technologies, where patients already accustomed to motor imagery would need less training.

Importantly, these experiments indicated that subjective choices can elicit expected brain responses. Unlike the previous experiments with auditory stimuli they do not rely on the subject's expectation or perception of stimuli but allow for

a user to impose a subjective decision that has the possibility of becoming separate from the meaning within the music being used. This is a crucial step in the leap towards BCI control of music through neurofeedback.

This element of subjective control aside, the systems discussed in this section rely on an intrinsic link between the stimuli and resultant music. They are in effect one and the same, creating the ultimate feedback loop. Attempting to implement such a BCMI as an interoperable interface with musical systems outside brain related activity becomes extremely difficult when using auditory stimuli as the driver for generating EEG. Issues of attention become prominent when a user is required to focus on specific sounds to generate EEG, which then have a separate effect as they produce or affect unrelated music as the result. BCMI's designed specifically for utilising these features such as the *b-soloist* and *b-conductor* ideas, rely on the use of the stimuli as the driver and the receiver of neurofeedback. However, to design any systems outside such a tight link the element of neurofeedback can become confused and even lost, as the cause is disengaged from the effect. To counter this either a compromise in neurofeedback loss is made, heavy user training is required to reassign unrelated mappings through decision making or as noted by Miranda and colleagues (Miranda et al. 2003) higher levels of intelligence is imparted in compositional algorithms detracting from cognitive musical control.

## 10.9 Towards BCI control of Music

Currently there are a number of systems offering EEG detection linked to musical functions commercially available; e.g., WaveRider, g.tec, Emotiv, to name but three. These systems provide various methods of processing raw EEG that can be mapped to musical engines, in effect providing the hardware for a BCMI system. At the time of publication there are few systems that allow for mapping EEG directly to musical programs without direct access to APIs and designing bespoke tools, however the Emotiv system offers the ability to map raw EEG into OSC (Open Sound Control) data, and software such as Brainbay and WaveRider provide tools for mapping EEG to MIDI. We note however that the prices of EEG equipment can differ enormously. The reader should exercise caution here because cheaper equipment does not always match the quality of more expensive ones; EEG requires good quality electrodes and decent amplifiers.

To develop sophisticated systems of BCI control relevant stimuli is required, and unless using in-the-box methods of analysis and data processing, the appropriate means of data acquisition and methods of mapping to a musical engine is necessary, and this requires expertise.

In 2005 Miranda adopted the approach of designing the musical engine of a BCMI with sufficient artificial intelligence in order to create sophisticated meaning from simpler EEG readings. Here, he applied a process known as Hjorth analysis, a second method of extracting EEG alongside power spectrum analysis.

Hjorth analysis is the extrapolation and measure of time based features within short windows of EEG information. These are referred to as the activity, mobility, and complexity within the reading, and measures of each are produced involuntarily as they lie within overall EEG data. Using these techniques the *BCMI-Piano* attempts to guess the mental state of the user and performs real-time generative piano music in response, with features based on the techniques of composers such as Beethoven and Schumann, as discussed in Chapter 3.

The P300 oddball paradigm, earlier mentioned in relation to auditory stimuli research, was used by Grierson (2008) for a BCMI controlled by focusing visual attention to stimuli displayed on a computer screen. The P300 potential was found to contain information relative to visual attention of repetitive stimuli. In the same manner as deviations in auditory stimuli was found to trigger P300 responses (Näätänen 1990) as an automatic response, the P300 could also be elicited by an unexpected interruption within a repetitive visual pattern. In the case of P300 spelling devices, that allow a user to select letters to form words and sentences, the deviant information contains the letter the user desires, and as such is injected with the meaning that a BCI system can knowingly respond to. In the first incarnation of his BCMI Grierson replaces letters for musical notes for a user to select via a visual interface.

Over the course of trials Grierson recorded that four out of five subjects were able to perform subjective decision making, with regards to specific note selection and with no training, that were understood by the system 75% of the time. As ERPs are difficult to detect within EEG, conducting multiple trials improves the reliability of the system to detect these choices and increases the percentage of success. The downside is the time lapse introduced from the initial cognitive decision being made to the end of the trials and the subsequent data processing. Grierson recognises this factor opting for a minimal trial approach in an attempt to link control as close to cognition as possible. The stimuli in this system presented the names of note values over three octaves. Each note name was displayed for approximately 50ms then removed for up to 1800ms, in a quasi-random order. A subject was asked to select a specific note and count each time it was displayed, generating the associated ERP information in synchronisation with each display. Experiments recorded time delays of approximately 12 seconds, with one subject successfully initiating control over approximately 7 seconds with less trials, where total time = flash time x choices x trials; e.g.,  $50\text{ms} \times 36 \times 7 = 12.7$  seconds.

Although these times are lengthy in comparison to EEG response times in other BCMI devices, what (Grierson et al. 2011) accomplished with his system was the ability to widen choice to a range of values. Instead of a 'one or the other' decision, the meaning within the stimuli was designed to visually represent many more choices, up to 36 in this case example. Grierson and colleagues have since developed a suite of BCMI applications based upon the NeuroSky bluetooth headset (Grierson et al. 2011).

The research into ERPs also went as far as to indicate that BCMI control may not need to rely on a subject training their brain to act accordingly to the intelligence of a BCMI. By relying on the ability of the brain to respond to the focus of



attention in a multi-variable environment, no training was necessary as long as the user had the ability to recognise visual events and perform the counting task. As a result of these factors this method for eliciting P300 for control was subsequently utilised by the neurotechnology company g.tec in their commercial BCI system.

As previously mentioned, the ERP response to a single event is problematic to detect on a single trial basis, as it becomes lost in the noise of ongoing brain activity. However, if a user is subjected to repeated visual stimulation at short intervals (at rates approximately between 5Hz – 30Hz), then before the signal has had a chance to return back to its unexcited state the rapid introduction of the next flashing onset elicits another response. Further successive flashes induce what is known as the steady-state response in the brain's visual cortex, a continuously evoked amplification of the brainwave (Regan 1989). This removes a need for performing numerous delayed trials as the repeated visuals are consistently providing the stimuli required for a constant potential, translated as a consistent increased amplitude level in the associated EEG frequency.

This technique, Steady State Visual Evoked Potential (SSVEP), was adopted in a BCMI system designed for a patient with locked in syndrome (Miranda et al. 2011) as a tool for providing recreational music making. Here four flashing icons were presented on a screen, their flashing frequencies correlating to the frequencies of corresponding brainwaves measured in the visual cortex. The user selects an icon simply by gazing at it and the amplitude of the corresponding brainwave frequency increases. Whilst EEG data is analysed constantly, the system looks for amplitude changes within the four frequencies. The icons represent four choices, always available to the user at the same time. These controls are in turn mapped to commands within a musical engine, as well as being fed back into the display screen to provide visual feedback to the user. The instantaneous speed of the EEG response to the stimuli finally brought real-time explicit control to a BCMI, which required no user or system training beyond the task of visual focusing. Please refer to Chapter 3 for more information on this system.

As well as the selection of commands a second dimension of control was gathered through the level of focused gazing. This elicited a relative linear response within the amplitude of the corresponding brain wave. This allows users to employ proportional control methods akin to intrinsically analogue tasks such as pushing a fader or turning a dial. This differs from previous selective, more digital tasks in BCMI, such as a switch or a toggle function. In this system Miranda and colleagues utilised this control to trigger a series of defined notes within a scale (Miranda et al. 2011).

The SSVEP-based BCMI by Miranda and colleagues broke new ground in BCMI research. This is the first instance of a system whereby a user can precisely control note specific commands with real-time neurofeedback. It is interesting to refer back to the BCI definition of Wolpaw and Birbaumer (2006) who may well define such systems as outside the realm of true BCI as it relies on the EEG interpretation of eye position, and not pure thought processes. That said, in the pursuit of real-time control of brainwaves so far SSVEP, in comparison with motor imagery and P300 BCIs, has been found to offer the quickest and most accurate EEG

response, and with the least amount of training (Guger et al. 2011). Also, the advantages of these types of systems over previous BCMI are clear to see. One of the outcomes of this initial SSVEP research was the use of BCMI in collaborative musical applications. In terms of music used as a real-time communicative tool between people, this system allows a user to play along with a musician, or potentially, with another BCMI user. This was recognised as an important breakthrough for the potential BCMI systems in therapeutic situations, and for potentially launching the BCMI into a wider field of collaborative musical applications.

In 2012 we reported on further mapping and compositional techniques using SSVEP within a BCMI (Eaton and Miranda 2012) for the composition of *The Warren*, a multichannel electronic performance piece designed to explore the boundaries of mapping strategies in a BCMI system to generate real-time compositional rules. Control of EEG performs generative functions that control macro-level musical commands, such as shifts in arrangement, tempo and effects over the master channel, alongside control of micro-level functions, such as control over individual pitches or synthesis parameters (Figure 10.7). This approach provided a framework for addressing performance considerations often associated with more mainstream digital interfaces. The piece was engineered to communicate expressive musical control, and to provide a loose framework of musical elements for the performer to navigate through, selecting areas for precise manipulation. An important feature of the design was to emulate the unpredictable nature of performing with acoustic instruments, so often safeguarded in performances with electronic instruments. Slight deviations of learnt control patterns, or miscalculations when navigating through the piece could result in the *wrong* result, such as bringing the composition to an abrupt end or injecting unwanted silences or dissonance into cacophonies of consonance. This approach forced the concentration of the performer, underlying the importance of successfully interpreting the meaning within the control EEG. To achieve the desired complexities and nuances, mapping rules were designed to suit the musical functions, a break away from previous systems where compositional mappings were intrinsic to the meaning of EEG. Here, the meaning of EEG was designed through the use of the stimuli, and therefore learnt or understood by the user. With such an abundant amount of meaningful data *The Warren* also makes musical use of non-meaningful data to provide deeper complexity through secondary mappings. For example, ordering rules were applied to control specific musical parameters through monitoring the performer's control behaviour. The order in which icons were selected over  $x$  amount of control changes would result in different generative rules being applied, the results unbeknown to the performer who would be concentrating on the current primary task. This harks back to Miranda's technique and the integration of Hjorth analysis, adding intelligent feedback to the system as part of the compositional process, and making the system learning between performer and computer mutually exclusive.

When designing mappings for a structured performance piece, as opposed to an instrument or an improvised piece, the mappings need to adapt to the arrangement of the composition and the functions. This reverse engineering method of mapping

design based on musical function and necessity provides an interesting arena for creativity. As a result the mappings explored in *The Warren* vary widely depending on the compositional choices, the sonic intentions of composer (and performer) and the limitations of the input controls. Instead of summarising these mappings solely in numerical terms, the nature of how the control is governed can be presented in parallel with Dean & Wellman's (1991) Proportional-Integral-Derivative (PID) model. This approach defines control as the 'effect' of the input signal onto the output's value, regardless of the number of parameters connected. Proportional control dictates that output values are relative to input; the output is value X because the input is X. Integral control provides an output value based solely upon the history of the input whereas derivative control gives an output value relative to the rate of change of the input signal.

These principles are adopted in a number of ways in *The Warren*, and the inclusion of conditional rules and variations allow for an abundance of creative implementations. For example, in the first movement a cello sound can be played using the derivative measurement of the increment and decrement of one of the four EEG input channels. Alongside this a second input channel has an integral control to regulate a modulation index of the cello sound processing; an example of interpolating two different primary controls to manipulate one sound. To add further control within these selection based mappings mapping rules were applied to the four incoming EEG data streams, and used at various times during the piece depending on the required function. Here we look at three of these rules, *Threshold values*, *Timing* and *Ordering*.

#### *Threshold values*

All four of the brainwave control signals can act as a single selector using mappings for when the amplitude is high or low. Beyond this each input signal can be assigned to elicit a number of commands. In this technique user control of brainwave amplitude (of a specific channel) was mapped to a series of functions across a range of evenly spaced threshold values scaled according to the input range. When the input signal passes a threshold value a control command is triggered. For example an input range of 1 - 25 could be treated with the following rules:

```
if input == 5 play note C2
if input == 10 play note D2
if input == 15 play note E2
if input == 20 play note F2
```

Without further consideration an input signal rising and falling through this range would excite all of the notes on the way up and on the way down. The use of timing rules (below) provided the performer with the ability to make specific selections whilst avoiding triggering unwanted commands.

#### *Timing*

The majority of the mappings within *The Warren* are led by timing rules. Calculating the time a user takes to complete cognitive tasks allows for an added dimension of control. Expanding the simplified threshold example shown above the speed at which a brainwave increases towards a threshold value would dictate whether the in between mapping rules are accepted or not. This allows the performer to choose how many of the threshold values within one input range to select during any one command. For example, if the time between initial excitation and input signal reaching a value of 15 is greater than  $X$  then only note E2 would be played. If the time taken was less than  $x$  and more than  $1/2X$ , then notes D2 and E2 would be played. Less than  $1/2X$  then C2, D2 and E2, and so forth. In practice the timing rules were used like this alongside the threshold values and also separately on their own. They were mapped to parameters ranging from audio effects settings including delay, filter and distortion parameters, and audio playback sample chopping controls such as playback position, pan position, and texture blending.

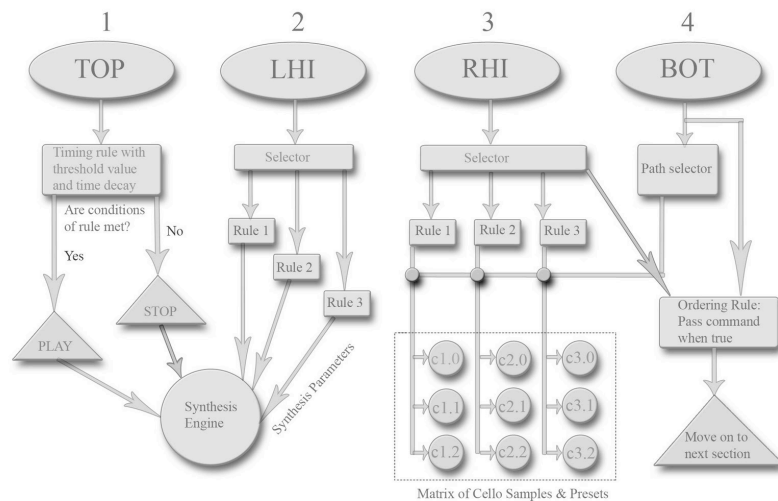
Further complexity was added through exploiting the features of using timers. A hold-and-release function allowed for a change in control to occur at the point of release. The time between the hold command and the release command being received provided selectable options. When an input value increases, a timer begins until the value decreases. Upon this decrease the value of time is compared against a series of rules. In practice the accuracy of brainwave control can vary due to a range of factors such as tiredness, environment, mood and electrical interference. To accommodate this instability when attempting to sustain brainwave amplitude through SSVEP a further time-delay rule monitors the EEG. For example if we define a threshold input value of 5, so that when the input value increases above 5 a hold command is activated. If the input stays above 5 then the hold command stays on, and if the value decreases below 5 it is released. To add some flexibility to this simple hold and release function, a time delay of three seconds is added to the hold function. Therefore if the input decreases below 5 for less than three seconds and then increases to above 5, the hold command remains on. If the input decreases to below 5 for longer than three seconds then the release function is activated. This technique creates a rule whereby an icon needs to be fixated on constantly to generate a command sent to the performance system, akin to the constant attention required to play a sustained note on an acoustic instrument. Deviation from this attention is allowed for a time span of up to three seconds, allowing for the performer to utilise other input commands to manipulate the sound via different parameters or to control other aspects of the music. This flexibility can help combat irregularities in the input signal. To help performer calculate times during a performance a digital clock display was built into the visual interface.

### *Ordering*

The mappings and structure of the *The Warren* were designed to allow loose periods for the performer to ‘play’ the system. Within this it was unlikely that the exact manner in which the controls were used would ever be the same twice. To add a layer of surprise and quasi-randomness to the piece, as well as to further engage

the concentration of the performer to adapt to the system secondary mappings were dominated by applying rules to the order in which icons were selected and which commands were triggered. At times these rules were mapped to stochastic musical parameters ensuring a controlled level of unpredictability.

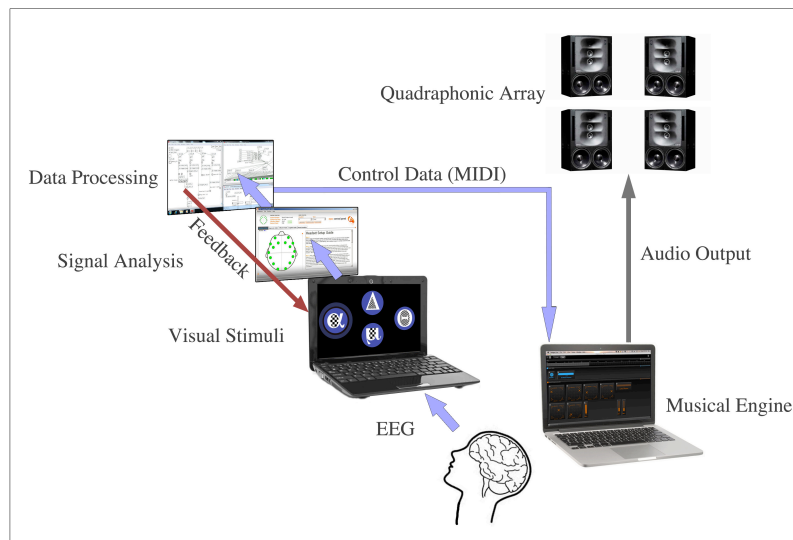
The level of depth attained within these mapping strategies requires a high level of mental concentration and awareness of time, external and in relation to the music within a performance. Here the mappings had to be tested, learned, practiced and optimised for system performance and user ability.



**Figure 10.7:** A mapping diagram from a short section of *The Warren*. Here each icon (1 - 4) is assigned to a number of commands based on the requirements of the composition.

*The Warren* demonstrated that BCMI technology could be used in place of more traditional digital controllers as well as in a live performance setting. In 2013's *Flex* (Eaton and Miranda 2013a) this idea was taken a step further through a BCMI built using affordable hardware and open source software. In an effort to make music making with brainwaves more accessible *Flex* used SSVEP with an EEG headset by Emotiv and two laptop computers, one providing the visual interface, EEG signal processing and transformation algorithms and the other the musical engine. The gap between compositional and mapping design used in *The Warren* was disregarded here as the two elements were intertwined. *Flex* is designed to be between approximately 10 to 15 minutes long depending on the how the controls are found and used. The composition combines sound sources recorded in surround sound, ranging from fairground ambience to bell chimes, with synthesised and heavily processed sounds. A key aim of the performance is to convey the narrative of the composition whilst attempting to engage an audience with the control tasks being undertaken by the performer.

*Flex* uses the idea of control as a key theme. Instead of merely providing control, *Flex* hides control and moves it around forcing the performer to adapt to the system and learn control before it is taken away again. In effect, the controls corresponding to the icons are randomised; different elements of the composition are presented without any way of the performer knowing in advance. Built in rules allow for the presence of mappings corresponding to the current sounds being played, but the choice of parameters is selected at random from an array of predetermined functions. Performed in quadraphonic sound, mapping rules mix the sounds across the four channels as well as control the arrangement of the piece. Additional mapping rules control micro-level functions such as audio sample playback and audio effects (Figure 10.8).



**Figure 10.8:** The system components for *Flex*, built using consumer grade EEG hardware, two laptop computers and open source software.

Indeed, there are more mappings available that can be used in any one performance, which helps make every performance different. The line between active and passive control becomes somewhat blurred here due to the manner in which control is attained. Control in *Flex* can be difficult to establish, and this brings elements of the unexpected and even the undesired into a performance. Again, hidden secondary mappings are also built-in to add elements of surprise, in effect further flexing the rigidity of control throughout the piece. Overall, the mapping system is designed for control to be manageable and, where control becomes lost, it is relatively easy to recover. As such, certain safety features are implemented in order to prevent complete chaos. Performing *Flex* becomes a musical game, where the aim and reward is control (although the success rate of control is not a primary

concern), and where the audience is rewarded with the resulting music and performance.

One of the main issues with performing with a BCMI system is what could be considered as a lack of obvious ‘performance’. EEG measurement requires motionless concentration and the use of visual stimuli requires staring at a computer screen, both of which offer a rather disengaging spectacle for viewing however sophisticated the underlying processes are. We are fortunate to now be at a stage where the technology is no longer the only focus of attention, yet we need to be mindful of how we communicate the practices of BCMI to an audience and the aesthetic effects of the tools we choose. This has led recent work to move away from brainwave control over electronic sounds towards integrating brainwave control and external musical bodies, including acoustic instruments and musicians.

In 2013 Eaton and Miranda reported on *Mind Trio*, a proof-of-concept BCMI that allowed a user to control a musical score in real-time, choosing from short pre-composed musical phrases (Eaton and Miranda 2013b). SSVEP provides choice over four phrases during a window of time. This window is synchronised with a metronome and dynamic score presented to a musician via a computer monitor. Within each window the user selects the phrase that is displayed at the next sync time. The musician is presented with the current phrase and is shown the next phrase shortly before it becomes active. This extension of brainwave control designed to accommodate the involvement of a third party is the basis of *Activating Memory*, an experimental piece for a string quartet and a BCMI quartet. It uses the same principle as *Mind Trio* for users to choose phrases of music that a corresponding musician then performs. All four systems are synchronised via a master clock across two movements. *Activating Memory*’s debut performance was at the 2014 Peninsula Arts contemporary music festival, Plymouth, UK.

## 10.10 Concluding Discussion

BCMI research has come a long way in recent years. Meaning in EEG is becoming more understood and easier to detect, as the necessary technologies and computer processing speeds have allowed. However, difficulties in retrieving useful EEG data still remain and pose significant problems for systems intended to be used outside of the laboratory. Signal interference from external sources, unpredictable EEG information, and noise from other physiological input, are issues widely reported in BCMI research. These factors affect the stability and performance of a system, and need to be taken into account when designing and testing a BCMI.

The progress in BCMI research has brought us to a very healthy and pivotal stage. We find ourselves in a climate where constructing a BCMI has become a relatively simple and affordable task. New systems of finite control have provided a strong foundation for integrating BCMI within wider areas of musical composition and performance, perhaps realised through musical collaborations or interac-

tions with live, external sources, such as dance, acoustic music or other forms of media. Wider research into neurofeedback is also possible through assessing the affects of multiple users of a single BCMI, or multiple BCMIs being played together. Now that the appropriate tools are available we anticipate an increase in research activity across a wider playing field, with a particular emphasis on compositional integration. We are slowly beginning to see brain wave control creep into everyday tech culture, and as in all successful interdisciplinary areas we expect it to be prominent in all of the clinical, therapeutic and recreational interpretations of what a BCMI is.

Events bringing researchers and practitioners together have produced fruitful experiments in the past, as evident in programs such as eNTERFACE (Arslan et al. 2006) (Benovoy et al. 2007). In the current climate of expansion in BCMI research the dissemination of ideas and collaboration between practitioners linking BCMI research and related areas together is an opportunity to be embraced to further accelerate work in this field and should not be ignored.

It can still be argued that more meaning within EEG is needed, not only in BCMI research but in our overall understanding of the brain. As we have seen, meaning leads to control and in turn complexity, and advances in this offer exciting prospects. One area of research that promises to widen the scope of interpreting meaning in EEG is the study of emotional responses in brain activity and evolving research in this field is already uncovering very direct links with emotional responses and music (Crowley et al. 2010) (Kirke and Miranda 2011).

The use of modern BCMI systems for performance in concert settings has marked the arrival of more accessible, responsive and sophisticated platforms for designing and building successful BCMI systems, bringing brainwave control and music full circle. In place of Lucier's percussive instruments are dynamic scores and complex musical engines. And instead of bursts of alpha activity there are layers of sophisticated EEG control on offer. The importance of considering mapping strategies in the development of BCMI systems can be traced all the way back to Alvin Lucier and his *Music for Solo Performer*; an interface that offered such a unique and tangible interaction with brainwaves, from such limited input. With this, and the availability of today's tools, in mind we hope to see a rise in the creative applications of brainwaves in music coming from composers as well as researchers through approaches applying the complexity in compositional and mapping strategies that have now become a reality.

### 10.11 Questions

1. What were the first type of brainwaves used for musical control and how were they controlled by a subject?
2. What is the difference between the sonification and the musification of brainwave signals ?
3. What is the function of the Transformation Algorithm in a BCMI system?



4. With today's technology in mind consider an approach to modernising the mappings in Alvin Lucier's *Music for Solo Performer*. How could the piece be reworked?
5. What features of Event Related Potentials (ERPs) make them useful for mapping to musical functions?
6. Design a concept for a BCMI that uses two techniques of EEG extraction as input signal. Do the techniques you have chosen fit the concept well? Could other techniques be used instead?
7. What are the benefits of a user-orientated BCMI over a computer-orientated BCMI?
8. Compare the mappings of the two pieces *Music for Sleeping and Waking Minds* and *In Tune*. How would each piece differ if the systems were swapped for both performances?
9. What are the main differences between the P300 and SSVEP techniques and how do they affect musical control?
10. Consider a musical extension of a BCMI. How could you integrate BCMI into another type of musical interface of your choice?

## 10.12 References

- Arslan B, Brouse A, Castet J, Le'hembre R, Simon C, Filatriau J, Noirhomme Q A (2006) Real time music synthesis environment driven with biological signals. In: IEEE International Conference on Acoustics, Speech, and Signal Processing, Toulouse, France.
- Babadi B, McKinney SM, Tarokh V, Ellenbogen JM (2012) DiBa: A data-driven bayesian algorithm for sleep spindle detection. *Biomedical Engineering* 59 (2):483-493
- Baier G, Hermann T, Stephani U (2007) Multi-channel sonification of human EEG. Paper presented at the 13th International Conference on Auditory Display, Montreal, Canada, June 26 - 29
- Benovoy M, Brouse A, Corcoran TG, Drayson H, Erkhurt C, Filatriau J, Frisson C, Gundogdu U, Knapp B, Le'hembre R, Mu'hl C, Ortiz Pe rez MA, Sayin A, Soleymani M, Tahiroglu K (2007) Audiovisual content generation controlled by physiological signals for clinical and artistic applications. In: *Enterface'07*, Istanbul, Turkey.
- Besson M, Fai'ta F (1995) An event-related potential (ERP) study of musical expectancy: comparison of musicians with nonmusicians. *Journal Of Experimental Psychology* 21 (6):1278-1296. doi:<http://dx.doi.org/10.1037/0096-1523.21.6.1278>
- Besson M, Macar F (1987) An event-related potential analysis of incongruity in music and other non-linguistic contexts. *Psychophysiology* 24 (1):14-25. doi:10.1111/j.1469-8986.1987.tb01853.x
- Besson M, Schön D (2003) Comparison between language and music. In: Peretz IaZ, R.J. (ed) *The Cognitive Neuroscience of Music*. Oxford University Press., New York,

- Boulanger, R. (2000). *The Csound Book*. Cambridge, MA: The MIT Press.
- Cahn BR, Polich J (2006) Meditation states and traits: EEG, ERP, and neuroimaging studies. *Psychological bulletin* 132 (2):180-211. doi:10.1037/0033-2909.132.2.180
- Cherry EC (1953) Some experiments on the recognition of speech with one and with two ears. *Journal of the Acoustical Society of America* 25:975-979
- Crowley K, Sliney A, Pitt I, Murphy D (2010) Evaluating a brain-computer interface to categorise human emotional response. In: *Advanced Learning Technologies (ICALT)*, IEEE 10th International Conference on, 5-7 July 2010. pp 276-278. doi:10.1109/ICALT.2010.81
- Dean, T. L Wellman, M. P (2010) *Planning and Control*. Morgan Kaufmann Publishers. San Mateo, US.
- de Campo A, Höldrich R, Wallisch A, Eckel G (2007) New sonification tools for EEG data screening and monitoring. In: *13th International Conference on Auditory Display*, Montreal, Canada.
- Donchin E, Ritter W, McCallum WC (1978) Cognitive psychophysiology: The endogenous components of the ERP. In: Callaway E, Tueting P, Koslow SH (eds) *Event- Related Brain Potentials in Man*. Academic Press.
- Duncan A (2001) *EEG Pattern Classification for the Brain-computer music interface*. Glasgow University,
- Eaton J (2011) *The Warren*. <http://vimeo.com/25986554>. Access 3 Jan 2014
- Eaton J, Miranda E (2012) New approaches in brain-computer music interfacing: mapping EEG for real-time musical control. In: *Music, Mind, and Invention Workshop*, New Jersey, USA.
- Eaton J, Miranda, E (2013a) Real-time brainwave control for live performance. *10th International Symposium on Computer Music Multidisciplinary Research (CMMR): Sound, Music and Motion*, Marseille, France.
- Eaton J, Miranda, E (2013b) Real-time notation using brainwave control. In: *Sound and Music Computing Conference (SMC) 2013*, Stockholm, Sweden.
- Eaton M (1971) *Bio-Music: Biological feedback, experiential music system*. Orcus, Kansas City, USA
- Fitch WT, Kramer G, (1994) Sonifying the body electric: superiority of an auditory display over a visual display in a complex, multivariate system. In: Kramer G (ed) *Auditory Display – Sonification, Audification, and Auditory Interfaces*. Addison-Wesley, Reading, UK, p 307
- Garnett G, Goudeseune C (1999) Performance factors in control of high-dimensional spaces. In: *International Computer Music Conference (ICMC 1999)*, Beijing, China. pp 268-271
- Goudeseune C (2002) Interpolated Mappings for Musical Instruments. *Organised Sound* 7 (02). doi:10.1017/s1355771802002029
- Grierson M (2008) Composing With brainwaves: minimal trial P300 recognition as an indication of subjective preference for the control of a musical instrument. In: *ICMC*, Belfast, Ireland.
- Grierson M, Kiefer C, Yee-King M (2011) Progress report on the EAVI BCI toolkit for music: Musical Applications of Algorithms for use with Consumer Brain Computer Interfaces. In: *ICMC*, Huddersfield, UK
- Guger C, Edlinger G, Krausz G (2011) Hardware/software components and applications of BCIs. In: Fazel-Rezai R (ed) *Recent Advances in Brain-Computer Interface Systems*. Rjeka, Croatia, pp 1-24
- Hinterberger T, Baier G (2004) POSER: Parametric orchestral sonification of EEG in real-time for the self-regulation of brain states. In: *International Workshop on Interactive Sonification*, Bielefeld.
- Hunt A, Wanderley MM (2003) Mapping performer parameters to synthesis engines. *Organised Sound* 7 (02). doi:10.1017/s1355771802002030
- Hunt A, Wanderley MM, Kirke R (2000) Towards a model for instrumental mapping in expert musical interaction. In: *International Computer Music Conference*, San Francisco, USA. International Computer Music Association
- Jeong J (2002) Nonlinear dynamics of EEG in Alzheimer's disease. *Drug Development Research* 56 (2):57-66. doi:10.1002/ddr.10061

- Kirke A, Miranda E (2011) Combining EEG frontal asymmetry studies with affective algorithmic composition and expressive performance models. In: International Computer Music Conference (ICMC 2011), Huddersfield, UK.
- Knapp RB, Cook PR (2005) The integral music controller: introducing a direct emotional interface to gestural control of sound synthesis. Paper presented at the International Computer Music Conference, Barcelona, Spain
- Knapp RB, Lusted H (1990) A bioelectric controller for computer music applications. *Computer Music Journal* 14 (1):42-47
- Lucier A (1976) Statement on: Music for solo performer (1971). In: Roseboom D (ed) Biofeedback and the Arts: Results of Early Experiments. Aesthetic Research Center of Canada, Vancouver
- Lusted H, Knapp RB (1996) Controlling computers with neural signals. *Scientific American* 275 (4):82-87
- Miranda E, Brouse A (2005a) Interfacing the brain directly with musical systems: on developing systems for making music with brain signals. *Leonardo* 38 (4):331-336
- Miranda E, Brouse A (2005b) toward direct brain-computer musical interfaces. In: 2005 International Conference on New Interfaces for Musical Expression (NIME), Vancouver, BC, Canada.
- Miranda E, Sharman K, Kilborn K, Duncan A (2003) On harnessing the electroencephalogram for the musical braincap. *Computer Music Journal* 27 (2):80 - 102
- Miranda E, Stokes M (2004) On generating EEG for controlling musical systems. *Biomedizinische Technik* 49 (1):75-76
- Miranda ER (2001) Composing music with computers. Focal Press, Oxford, UK
- Miranda ER (2006) Brain-Computer music interface for composition and performance. *International Journal on Disability and Human Development* 5 (2):119-125
- Miranda ER, Magee WL, Wilson JJ, Eaton J, Palaniappan R (2011) Brain-computer music interfacing (BCMI): from basic research to the real world of special needs. *Music and Medicine* 3 (3):134-140. doi:10.1177/1943862111399290
- Miranda ER, Soucaret V (2008). Mix-it-yourself with a brain-computer music interface. In 7th ICDVRAT with ArtAbilitation. Maia/Porto, Portugal.
- Miranda ER, Wanderley MM (2006) New digital musical instruments: control and interaction beyond the keyboard. *Computer Music and Digital Audio Series*. A-R Editions
- Näätänen R (1990) The role of attention in auditory information processing as revealed by event-related potentials and other brain measures of cognitive function. *Behavioral and Brain Sciences* 13 (2):201-288
- Ojanen M, Suominen J, Kallio T, Lassfolk K (2007) Design Principles and User Interfaces of Erkki Kurenniemi's Electronic Musical Instruments of the 1960's and 1970's. In: *New Interfaces for Musical Expression (NIME07)*, New York, USA.
- Ortiz Perez MA, Knapp RB (2009) Biotools: Introducing a Hardware and Software Toolkit for fast implementation of Biosignals for Musical Applications. Paper presented at the Computer Music Modeling and Retrieval. *Sense of Sounds: 4th International Symposium, CMMR Copenhagen, Denmark*
- Ouzounian G (2012) The Biomuse trio in conversation - an interview with R. Benjamin Knapp and Eric Lyon. [http://cec.sonus.ca/econtact/14\\_2/ouzoounian\\_biomuse.html](http://cec.sonus.ca/econtact/14_2/ouzoounian_biomuse.html). Accessed 3 Jan 2014.
- Ouzounian G, Knapp B, Lyon E (2011) Music for sleeping and waking minds. *Concert Notes*. Science Gallery Dublin and The League of Consciousness Providers, Dublin, Ireland
- Ox J (2010) A 21st-Century pedagogical plan for artists: How should we be training artists for today? *Leonardo* 43 (1):
- Pratt RR, Abel HH, Skidmore J (1995) The effects of neurofeedback training with background music on EEG patterns of ADD and ADHD children. *International Journal of Arts Medicine* 4 (1):24 - 31
- Regan D (1989) *Human brain electrophysiology: evoked potentials and evoked magnetic fields science and medicine*. New York; London: Elsevier

- Roseboom D (1990) Extended musical interface with the human nervous system. Leonardo MonoGraph Series
- Rosenboom D (1972) Method for producing sounds or light flashes with alpha brain waves for artistic purposes. Leonardo, The MIT Press 5 (2):4
- Teitelbaum R (1976) In Tune: some early experiments in biofeedback music (1966-74). In: Roseboom D (ed) Biofeedback and the Arts: Results of Early Experiments. Aesthetic Research Centre of Canada Publications, Vancouver
- Teitelbaum R (2006) Improvisation, computers and the unconscious mind. Contemporary Music Review 25 (5-6):497-508. doi:10.1080/07494460600990026
- Wolpaw JR, Birbaumer N (2006) Brain-computer interfaces for communication and control. In: Selzer M, Clarke S, Cohen L, Duncan P, Gage F (eds) Textbook of Neural Repair and Rehabilitation: Volume 1, Neural Repair and Plasticity, vol 1. Cambridge University Press, UK, pp 602-614
- Wolpaw JR, McFarland DJ, Neat GW, Forneris CA (1991) An EEG-based brain-Computer interface for cursor control. Electroencephalography and Clinical Neurophysiology 78 (3):252-259
- Wu D, Li C, Yin Y, Zhou C, Yao D (2010) Music composition from the brain signal: representing the mental state by music. Computational intelligence and neuroscience:267671. doi:10.1155/2010/267671
- Wu D, Li CY, Yao DZ (2009) Scale-free music of the brain. PloS one 4 (6):e5915.