



InterMAHP: The International Model of Alcohol Harms and Policies

User's manual

version 1.0 | December 2017

Authors: Adam Sherk & John Dorocicz



**University
of Victoria**

Canadian Institute for
Substance Use Research

Adam Sherk
John Dorocicz



University
of Victoria

Canadian Institute for
Substance Use Research

For assistance

Please contact the first author for assistance in the understanding and use of the InterMAHP product.

The first author is available by correspondence or in-person to demonstrate the use of InterMAHP or assist with its use.

Correspondence

Adam Sherk

Canadian Institute for Substance Use Research, University Victoria
PO Box 1700 STN CSC, Victoria, BC V8Y 2E4, Canada

E-mail: asherk@uvic.ca

Telephone: +1-250-853-3235

Funding

This work was supported by a Frederick Banting and Charles Best Canada Graduate Scholarship (CGS-D) from the Canadian Institutes of Health Research awarded to the first author.

Suggested citations:

Referencing the use of InterMAHP for calculating alcohol-attributable fractions (i.e. the program functionality itself):

Sherk, A., Stockwell, T., Rehm, J., Dorocicz, J., Shield, K.D. (2017). The International Model of Alcohol Harms and Policies (InterMAHP). Version 1.0: December 2017. Canadian Institute for Substance Use Research, University of Victoria, British Columbia, Canada. www.intermahp.cisur.ca.

Referencing the user's manual (this document):

Sherk, A. & Dorocicz, J. (2017). The International Model of Alcohol Harms and Policies (InterMAHP): User's manual. Version 1.0: December 2017. Canadian Institute for Substance Use Research, University of Victoria, British Columbia, Canada. www.intermahp.cisur.ca.

Referencing the comprehensive methodological guide:

Sherk, A., Stockwell, T., Rehm, J., Dorocicz, J., Shield, K.D. (2017). The International Model of Alcohol Harms and Policies (InterMAHP): A comprehensive guide to the estimation of alcohol-attributable morbidity and mortality. Version 1.0: December 2017. Canadian Institute for Substance Use Research, University of Victoria, British Columbia, Canada. www.intermahp.cisur.ca.

For guidance on how to refer to the use of InterMAHP regarding changes to the default settings, please see Section 5 of the accompanying methodological guide, *A comprehensive guide to the estimation of alcohol-attributable morbidity and mortality*

Contents

The International Model of Alcohol Harms and Policies (InterMAHP): User's manual with worked example	2
Step 1: Download and get to know InterMAHP	2
1.1 Download InterMAHP	2
1.2 Familiarize yourself with InterMAHP by reading the <i>Guide</i> and <i>User's manual</i>	3
1.3 Verify that you have the necessary information for all regions.....	3
Step 2: Preparing InterMAHP input files	4
2.1 Consumption and prevalence input spreadsheet	4
2.2 Relative risk input spreadsheet.....	6
Step 3: Running the program	8
Step 4: Interpreting InterMAHP output	12
4.1 AAF output files for morbidity and mortality AAFs	12
4.2 AAF output file: prevalences, consumption and Gamma information.....	14
4.3 Additional steps	15
Appendix A: Example SAS code used to assign alcohol-related conditions to Canadian hospitalization data	17

The International Model of Alcohol Harms and Policies (InterMAHP): User's manual with worked example

To assist users with the application of InterMAHP to their region, the following manual will describe all steps necessary to run the InterMAHP application, including preparation of input files and interpretation of output files. A complete worked example of running InterMAHP in the Canadian context is provided throughout the manual.

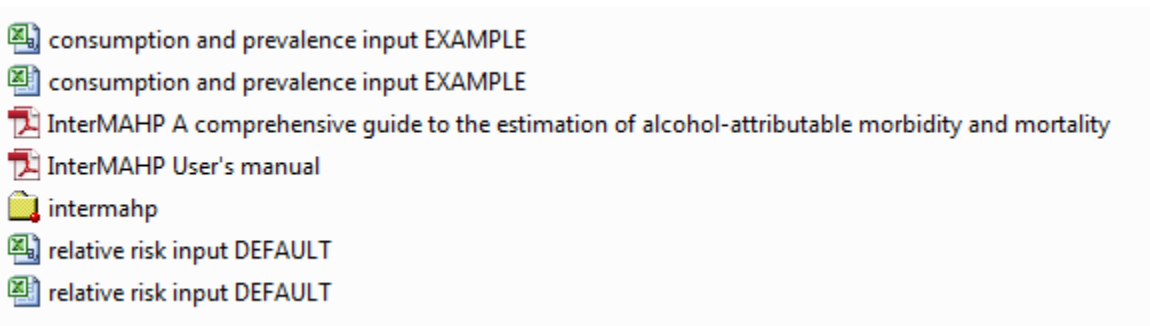
Step 1: Download and get to know InterMAHP

1.1 Download InterMAHP

Go to www.intermahp.cisur.ca and click "Download InterMAHP". Save InterMAHP to the location you prefer on your computer or server. Note that in order to run InterMAHP you will have to have a version of SAS installed on your computer or server in order to run the InterMAHP program. InterMAHP was built and tested using SAS 9.3 [1]. The SAS system must have base SAS, as well as SAS/IML and SAS/AF. The application has been tested using both Windows 7 and Windows 10.

There are seven items that make up the InterMAHP download, shown in the screenshot below:

Figure 1: Screenshot of the downloaded InterMAHP package



In alphabetical order, these are:

- 1) .csv version of the consumption and prevalence input EXAMPLE spreadsheet. This is an example only and will be replaced with your region-specific information regarding alcohol consumption and prevalence. The program requires a .csv formatted file in order to run.

- 2) .xls version of the consumption and prevalence input EXAMPLE spreadsheet. The .xls version is also provided as it is easier to read and work with.
- 3) *InterMAHP Comprehensive Guide* - the accompanying guide provides a detailed methodological description of the process of estimating alcohol-attributable harms.
- 4) *InterMAHP User's Manual* – this document.
- 5) *intermahp SAS catalog* – this file comprises both the user interface and the backend code which is used to calculate attributable fractions.
- 6) .csv version of the relative risk input DEFAULT spreadsheet. This spreadsheet contains virtually all the relative risk function and point estimate information for calculating alcohol-attributable harm. The spreadsheet is loaded with the default relative risk values *except* for ischaemic heart disease morbidity and mortality in males. Notably, because of the contention in the literature regarding the cardioprotective effect, InterMAHP does not have a default value for IHD morbidity and mortality in males. See Section 3.2.2 in the *Guide* for a comprehensive discussion of this choice.
- 7) .xls version of the relative risk input DEFAULT spreadsheet. This is included as the .xls version is easier to read and understand than the .csv. However, recall a .csv version is necessary when you go to run the InterMAHP program

1.2 Familiarize yourself with InterMAHP by reading the *Guide* and *User's manual*

By design, InterMAHP is easy to download, tailor to your region and run to output estimates of alcohol-attributable mortality and morbidity. This said, it is the responsibility of the user to understand the methods applied in order to estimate these harms and correctly explain them when using InterMAHP to produce this output. The founding idea behind InterMAHP is that it is completely and transparently specified; i.e. the methods presented in the *Guide* makes it possible to completely recreate the results based on the information provided.

1.3 Verify that you have the necessary information for all regions

In order to undertake this exercise, you must first verify that you have access to all necessary InterMAHP inputs (such as that shown in the consumption and prevalence input EXAMPLE spreadsheet and information regarding the burden of mortality and morbidity) are available at the regional level.

Step 2: Preparing InterMAHP input files

Two input files are required when running InterMAHP. The first, regarding consumption and prevalence, contains information about alcohol consumption and exposure in your region. It must be created by your team. A consumption and prevalence input EXAMPLE spreadsheet is included with the InterMAHP download; however, it is only an example.

The second, regarding relative risks, is a summary of virtually all the relative risk information needed to produce alcohol-attributable fractions using InterMAHP. Contrary to consumption and prevalence, this spreadsheet is already loaded with (almost) the information necessary for running InterMAHP. Your team must, however, choose a risk function for ischaemic heart disease morbidity and mortality in males (see Section 3.2.2 in the *Guide*). It is easily modifiable if your team would like to change any of the risk relationships, however the default InterMAHP functions and values are provided (except for the case of IHD morbidity and mortality in men).

2.1 Consumption and prevalence input spreadsheet

It is the responsibility of your team to produce all data and information needed in the input spreadsheet *consumption and prevalence.csv*. Please read and understand Section 2 of the *Comprehensive Guide* publication, which describes in detail the data elements needed in this input file. Each of the 12 variables must be provided with the same column headings and in the order shown in the example spreadsheet which was downloaded with your version of InterMAHP.

For the worked example, we have prepared an input file summarizing the prevalence and consumption information in one Canadian province, British Columbia (BC), as well as Canada as whole. Two regions (BC, Canada) for one year (2015) are included; but note that you can run any number of regions and year through the InterMAHP program at one time. The following figure is a screenshot of the included consumption and prevalence input EXAMPLE spreadsheet.

Figure 2: Screenshot of consumption and prevalence input EXAMPLE spreadsheet

	A	B	C	D	E	F	G	H	I	J	K	L
1	Region	Year	Gender	Age_Group	Population	PCC_litres_year	Correction_factor	Relative_consumption	P_LA	P_FD	P_CD	P_BD
2	BC	2015	Female	15 to 34	605221	10.6444	0.8	47.4643	0.15876	0.090601	0.750639	0.310085
3	BC	2015	Female	35 to 64	942467	10.6444	0.8	40.4384	0.091641	0.146318	0.762041	0.171601
4	BC	2015	Female	65+	454993	10.6444	0.8	29.6771	0.14983	0.23882	0.61135	0.047534
5	BC	2015	Male	15 to 34	622325	10.6444	0.8	100	0.10344	0.062952	0.833608	0.443621
6	BC	2015	Male	35 to 64	928266	10.6444	0.8	93.0475	0.034463	0.118251	0.847286	0.305788
7	BC	2015	Male	65+	401217	10.6444	0.8	82.3318	0.09155	0.21049	0.697959	0.182131
8	Canada	2015	Female	15 to 34	4674323	9.8072	0.8	47.514	0.155026	0.093919	0.751055	0.320251
9	Canada	2015	Female	35 to 64	7212119	9.8072	0.8	37.1259	0.117278	0.150858	0.731865	0.170415
10	Canada	2015	Female	65+	3142213	9.8072	0.8	30.9297	0.128994	0.226911	0.644095	0.064795
11	Canada	2015	Male	15 to 34	4785463	9.8072	0.8	100	0.101401	0.071338	0.827261	0.452579
12	Canada	2015	Male	35 to 64	7026045	9.8072	0.8	89.8298	0.061542	0.126644	0.811814	0.303653
13	Canada	2015	Male	65+	2830022	9.8072	0.8	84.3715	0.066977	0.199448	0.733574	0.201128

The first five variables are self-explanatory and also described in Section 2.1 of the *Guide*. Section 2.1 also comprehensively describes the information necessary in the other seven variables. Note that these variables should be entered exactly as shown to avoid program malfunction: for example, use the same order, column, headings, categories of genders and age groups and ensure populations are whole numbers with no decimal places.

We provide a brief description of the calculation of the information in this spreadsheet. While the user of InterMAHP is responsible for producing these estimates for their region of interest, this is how they were conducted by researchers at the Canadian Institute for Substance Use Research (CISUR). By column letter, these are:

(E) Population – population projections from July 1st, 2015 for BC and Canada were obtained from Statistics Canada. These estimates are available online.

(F) PCC_litres_year – per capita sales estimates for BC and Canada were obtained from Statistics Canada. These estimates are available online. Since Canadian alcohol sales does not include alcohol made at home or in make-your-own stores, these estimates are adjusted upwards using a Canadian-specific study on unrecorded alcohol [2].

(G) Correction_factor – set to 0.8 to match World Health Organization methods for the Global Burden of Disease studies and Global Status Reports on Alcohol and Health (see *Guide* Section 3.3).

(H) Relative_consumption – calculated from the Canadian Tobacco, Alcohol and Drug Survey (CTADS), conducted by Statistics Canada and provided to researchers as a Public Use Microdata File (PUMF). This variable is the relative consumption in the six gender-age population subgroups. Note: In the example spreadsheet, values have been standardized with men 15 to 34 set to 100.00. That is, men 35-65 drink 93.0475% as much as men 15 to 34 and women 65+ drink

29.6771% as much as men 15 to 34. These figures *do not need to be standardized* and can be in any unit. For example, you could use your survey to calculate the average number of SD/day, SD/week, SD/year or grams/day, grams/year or litres ethanol/year. Simply use the best survey available in your region to produce estimate of relative consumption. The program uses this to divide the per capita consumption in the entire population into per capita consumption in each of the six gender-age population subgroups.

(I) P_LA – the prevalence of lifetime abstainers, i.e. those who have never consumed one or more standard drinks.

(J) P_FD – the prevalence of former drinkers, i.e. those who have consumed one or more standard drinks in their lifetime, but have not had one or more standard drinks in the past year.

(K) P_CD – the prevalence of current drinkers, i.e. those who have consumed one or more standard drinks in the past year.

(L) P_BD – the prevalence of binge drinkers among the population (not among drinkers), i.e. those who have consumed at or above daily binge drinking level *in the past month*. Note the difference here as all other prevalences are concerned with the past year. The binge drinking level is defined differently across countries; that is why it can be defined dynamically on the InterMAHP interface.

Note on all prevalence values: these must be presented as proportions (i.e. 0.50) and not percentages (i.e. 50% or 50.0). We also calculated the four necessary prevalence values using CTADS, as was relative consumption. We note that the definition of “bingeing” in this survey is 5+/4+ Canadian standard drinks for men/women and so we will enter these values (in grams) on the InterMAHP interface.

2.2 Relative risk input spreadsheet

The relative risk input spreadsheet summarizes virtually all the information needed regarding relative risk for the InterMAHP application. A comprehensive description is provided in *Guide* Section 2.2. Note the file chosen as input to the InterMAHP interface must be in .csv format. The InterMAHP download provides both a .xls (for ease of viewing and interpretation) and .csv (for program functionality) file. If you make changes in the .xls file and then save to .csv, we recommend care in checking that the number of decimal places has been preserved correctly, as .csv files can have issues with this. The .csv file provided preserves all values to 12 decimal places.

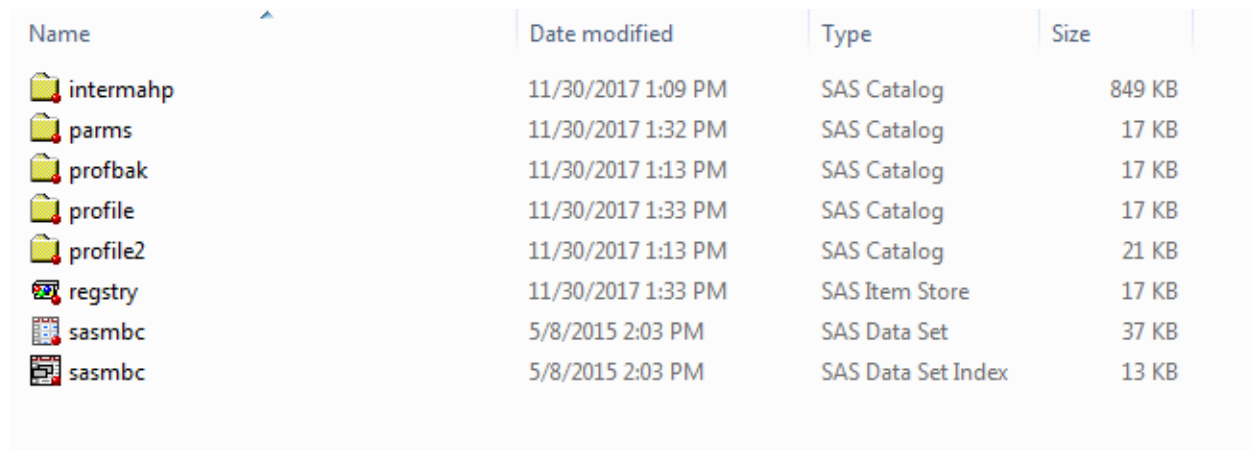
It is important to note that the relative risk spreadsheet contains the *default* RR choices for the InterMAHP suite. However, the RR functions and categorical RR former values are easily modifiable in the spreadsheet. If you change them in the spreadsheet, the change will follow through to the submission of the InterMAHP program.

Step 3: Running the program

When the input files are sorted and you're ready to run InterMAHP in order to calculate alcohol-attributable fractions, please follow the following steps.

- a) Place the intermahp SAS catalog (which was included in the download package) in the following location on your computer: "C:\Users\USERNAME\Documents\My SAS Files\9.3" where USERNAME is replaced with your user name. There are SAS system programs and registries stored in this location, which should not be deleted. Once added, it will look similar to this:

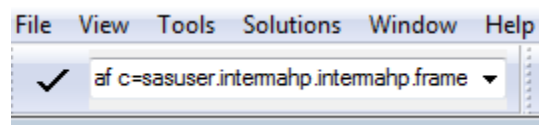
Figure 3: Screenshot of My SAS Files directory with InterMAHP catalog added



Name	Date modified	Type	Size
intermahp	11/30/2017 1:09 PM	SAS Catalog	849 KB
parms	11/30/2017 1:32 PM	SAS Catalog	17 KB
profbak	11/30/2017 1:13 PM	SAS Catalog	17 KB
profile	11/30/2017 1:33 PM	SAS Catalog	17 KB
profile2	11/30/2017 1:13 PM	SAS Catalog	21 KB
registry	11/30/2017 1:33 PM	SAS Item Store	17 KB
sasmbc	5/8/2015 2:03 PM	SAS Data Set	37 KB
sasmbc	5/8/2015 2:03 PM	SAS Data Set Index	13 KB

- b) Open SAS. The InterMAHP interface is built in SAS Application Frame. In order to call the interface and backend program, type the following string into the drop down box in the top left of the SAS program window: "af c=sasuser.intermahp.intermahp.frame" (see screenshot below). This will call the SAS catalog from the location it was placed in (a).


Figure 4: Screenshot of InterMAHP call routine





- c) Hit enter and the InterMAHP interface will open automatically. It will look like this:

Figure 5: Screenshot of InterMAHP interface

InterMAHP AAF Calculator

Prevalence and consumption spreadsheet 

Relative risk spreadsheet 

Output directory 

Drinking definitions (g/day)

	Women	Men
Light	0.03 to <input type="text"/>	0.03 to <input type="text"/>
Moderate	Light to <input type="text"/>	Light to <input type="text"/>
Heavy	Moderate to Upper limit	Moderate to Upper limit
Binge	<input type="text"/>	<input type="text"/>


Upper limit of consumption

Dose response extrapolation method

Capped

Linear

Version 1.0



d) Enter the required inputs on the InterMAHP interface. The InterMAHP interface has 11 required inputs in order to run and interact with the program. Please see Section 2.3 of the *Guide* for a description of the inputs necessary to customize InterMAHP to your research needs. It allows you to search for your input files and specify an output directory. It then allows users to define three drinking groups (light, moderate and heavy) for detailed study and allows a dynamic definition of binge drinking based on the customs and survey information available in your region. It allows for a dynamic upper limit of consumption in grams/day (see *Guide* Section 4.3) and a choice of dose-response extrapolation methods for relative risks at high levels of daily consumption. See *Guide* Section 3.2.2 for a comprehensive description of the extrapolation method choices.

Note: There are seven input boxes that come pre-populated with periods (".") as placeholders. These must be deleted and replaced with numeric values for the program to run.

Recall: Study the program restrictions described in the *Guide* Section 5.3. If these restrictions are not followed, the results of the InterMAHP may be unreliable.

- e) For the worked example using Canadian data, we have stored the two inputs spreadsheets on the desktop. We enter the following inputs into the InterMAHP interface:

Figure 6: Screenshot of InterMAHP interface with worked example inputs

InterMAHP AAF Calculator

Prevalence and consumption spreadsheet: C:\Users\asherik\Desktop\InterMAHP prevalence and consumption.csv

Relative risk spreadsheet: C:\Users\asherik\Desktop\relative risk input.csv

Output directory: C:\Users\asherik\Desktop

Drinking definitions (g/day)

	Women		Men	
Light	0.03 to	13.5	0.03 to	20.2
Moderate	Light to	27.0	Light to	40.4
Heavy	Moderate to Upper limit		Moderate to Upper limit	
Binge		53.8		67.3

Upper limit of consumption: 250

Dose response extrapolation method:
 Capped
 Linear

Version 1.0 Submit and Run

This will allow us to study the harm contribution in four drinking groups among both women and men (former, light, moderate and heavy drinkers). For this study, I have defined the current drinking groups based on the multiples of Canadian standard drinks, which are 13.45g ethanol (or the amount of ethanol in a 341mL bottle of 5.0% ABV beer). Light drinking is therefore defined as 0.03 to 13.5 g/day for women and 0.03 to 20.2 g/day for men, moderate drinking as 13.5 to 27.0 g/day for women and 20.2 to 40.4 g/day for men, and heavy drinking as 27.0 g/day to 250.0 g/day for women and 40.4 to 250.0 g/day for men. Drinking groups may also be based, for example, on low risk drinking guidelines in your region. See *Guide* Section 5.3 for input restrictions.

The binge definition in Canada, which is also commensurate with our available survey information, is four Canadian standard drinks (53.8g) for women and five Canadian

standard drinks (67.3g) for men. Dynamically inputting these definitions on the InterMAHP interface allows this definition to be followed through in the InterMAHP AAF calculations.

An upper limit of consumption of 250 g/day is used based on Canadian-specific information about high volume drinkers (see also *Guide* Section 4.3).

Last, we have chosen the capped option for RR function extrapolation; see Guide Section 3.2.2 for comprehensive discussion. This is the conservative choice when estimating AAFs.

Note that it is not necessary to conduct analyses by drinking groups if you are simply interested in the total burden of disease caused by alcohol, it is only an option to increase analytical options. In this case, entering any reasonable values which do not go against the program restrictions defined in the *Guide* will work. In the output, the AAF components can simply be ignored and AAF_Total used.

- f) Press "Submit and Run." If you only have several Region x Year combinations, the program typically runs in seconds; however, depending on the number of regions and year for which AAFs are calculated, it may take longer. For example, we have just completed calculating AAFs for a national project where we have 14 regions x 10 years; this run of the program took about 15 minutes as each of the two AAF output files (described below) has 19,320 rows.
- g) Three output files, described in the following section, are created by the InterMAHP program and output to the location you chose on the InterMAHP interface.

Step 4: Interpreting InterMAHP output

When the InterMAHP program is successfully run, it will create three output files containing alcohol-attributable fractions for morbidity and mortality, as well as a significant amount of information regarding the calculation, Gamma distribution and prevalences of drinking in your defined drinking groups.

4.1 AAF output files for morbidity and mortality AAFs

These two files are named InterMAHP_AAFs_morbidity (containing all morbidity AAFs) and InterMAHP_AAFs_mortality (containing all mortality AAFs). These files contain all partial alcohol-attributable fractions calculated by InterMAHP based on your region's specified consumption and prevalence information. The first six variables are input system variables: Region, Year, Gender, Age_Group, IM (number) and Condition. The following four variables are subsets of the total AAF (one each for former drinkers, light drinkers, moderate drinkers and heavy drinkers as defined by you on the InterMAHP interface). The final column is the total AAF, which is also the sum of the four components.

For each Region x Year, there will be 138 AAFs (23 condition/gender/outcome groups by two genders by three age groups). To apply these to the estimated total harm in each of these categories, it is wise to structure your healthcare morbidity data or vital statistics mortality data in the same way (i.e. counts by Region x Year x Gender x Age_Group) for simpler merging/combination with these AAFs files.

The screenshot below shows a two condition subset of the InterMAHP_AAFs_morbidity file for our worked example, showing AAFs for liver cancer and pancreatic cancer.

Figure 7: Screenshot of a subset of the output file InterMAHP_AAFs_morbidity

	A	B	C	D	E	F	G	H	I	J	K
1	Region	Year	Gender	Age_Grou	IM	Condition	AAF_FD	AAF_LD	AAF_MD	AAF_HD	AAF_Total
38	BC	2015	Male	15 to 34	(2).(4)	Liver cancer	0.027025	0.01927	0.031351	0.127365	0.205012
39	BC	2015	Male	35 to 64	(2).(4)	Liver cancer	0.049984	0.01993	0.031525	0.115797	0.217237
40	BC	2015	Male	65+	(2).(4)	Liver cancer	0.089419	0.017403	0.026117	0.080369	0.213309
41	BC	2015	Female	15 to 34	(2).(4)	Liver cancer	0.09543	0.013219	0.017746	0.050713	0.177108
42	BC	2015	Female	35 to 64	(2).(4)	Liver cancer	0.14712	0.01348	0.016698	0.037168	0.214467
43	BC	2015	Female	65+	(2).(4)	Liver cancer	0.225443	0.010937	0.011129	0.015001	0.26251
44	BC	2015	Male	15 to 34	(2).(5)	Pancreatic cancer	0.030964	0.006165	0.00997	0.04203	0.089129
45	BC	2015	Male	35 to 64	(2).(5)	Pancreatic cancer	0.056779	0.006322	0.009939	0.037782	0.110822
46	BC	2015	Male	65+	(2).(5)	Pancreatic cancer	0.098134	0.005334	0.007955	0.025217	0.13664
47	BC	2015	Female	15 to 34	(2).(5)	Pancreatic cancer	0.008738	0.004336	0.005788	0.016666	0.035528
48	BC	2015	Female	35 to 64	(2).(5)	Pancreatic cancer	0.014088	0.004624	0.005696	0.01273	0.037139
49	BC	2015	Female	65+	(2).(5)	Pancreatic cancer	0.02301	0.003999	0.004047	0.005452	0.036508

The most often used analysis is then to use the AAF_Total variable to calculate the alcohol-attributable harm for each condition in your region. For example, looking at the first line (male, 15 to 34) we see that 20.50% (0.205012) of liver cancers which occurred among this population were attributable to alcohol. This will allow you calculate you the total alcohol-attributable morbidity and mortality in your region by applying the AAFs to the count in each of these categories.

InterMAHP also allows us to ask more nuanced questions, particularly around the study of drinking groups. In our worked example and again for the first line (liver cancer in males 15 to 34), we can analyze what proportion of alcohol-attributable harm is experienced by each of four drinking groups (former, light, moderate and heavy). Using our definitions inputted into the InterMAHP interface in a previous step and analyzing the first line, we can now make calculations which allow us to state:

- a) 62.1% (0.127365/0.205012) of the alcohol-attributable (AA) liver cancer hospitalizations in BC in men aged 15 to 34 are experienced by those who drink, on average, three Canadian drinks or more per day (40.4g/day or more)
- b) Among men aged 15 to 34, former drinkers experience a greater proportion of BC hospitalizations due to liver cancer (13.2%) than do light drinkers (9.4%), where light drinkers drink, on average, less than 1.5 Canadian standard drinks per day.

Of course, there are many more research questions which can be answered and often these figures will be rolled up to totals within condition categories, or among region, or years

before drawing conclusions. But these are some examples of the questions which can now be asked using InterMAHP.

4.2 AAF output file: prevalences, consumption and Gamma information

A third file, named InterMAHP_prev_cons_output, provides contextual information that will be useful when writing up the results of your analysis, see screenshot below:

Figure 8: Screenshot of a subset of the output file InterMAHP_prev_cons_output

	A	B	C	D	E	F	G	H	I	J	K	L	M	N
1	Region	Year	Gender	Age_Grou	Populatio	PCC_among_drinkers	Gamma_shape	Gamma_scale	P_LA	P_FD	P_LD	P_MD	P_HD	Extrapolatic
2	BC	2015	Male	15 to 34	622325	35.18273	0.729266	48.24401	0.1034	0.0630	0.4070	0.1733	0.2533	capped
3	BC	2015	Male	35 to 64	928266	32.73665	0.729266	44.88984	0.0345	0.1183	0.4305	0.1773	0.2395	capped
4	BC	2015	Male	65+	401217	28.96658	0.729266	39.72016	0.0916	0.2105	0.3789	0.1466	0.1724	capped
5	BC	2015	Female	15 to 34	605221	16.69924	0.631886	26.42761	0.1588	0.0906	0.4495	0.1450	0.1561	capped
6	BC	2015	Female	35 to 64	942467	14.22733	0.631886	22.51567	0.0916	0.1463	0.4904	0.1437	0.1280	capped
7	BC	2015	Female	65+	454993	10.44121	0.631886	16.52389	0.1498	0.2388	0.4463	0.1033	0.0617	capped
8	Canada	2015	Male	15 to 34	4785463	33.36401	0.729266	45.7501	0.1014	0.0713	0.4160	0.1728	0.2385	capped
9	Canada	2015	Male	35 to 64	7026045	29.97082	0.729266	41.09722	0.0615	0.1266	0.4327	0.1705	0.2085	capped
10	Canada	2015	Male	65+	2830022	28.14972	0.729266	38.60004	0.0670	0.1994	0.4044	0.1541	0.1752	capped
11	Canada	2015	Female	15 to 34	4674323	15.85258	0.631886	25.08772	0.1550	0.0939	0.4606	0.1443	0.1462	capped
12	Canada	2015	Female	35 to 64	7212119	12.38669	0.631886	19.60273	0.1173	0.1509	0.4994	0.1329	0.0996	capped
13	Canada	2015	Female	65+	3142213	10.31939	0.631886	16.33109	0.1290	0.2269	0.4723	0.1082	0.0636	capped

The information presented in this file refers to the six population subgroups and so there are six row for each Region x Year (in contrast to the AAF files which are also broken out by condition). The first five columns are information copied from your input file.

The other columns provide the following information:

(F) PCC_among_drinkers – this is the per capita consumption (in grams/day) among drinkers in each of the six gender-age subgroups. For example, from above, male drinkers aged 15 to 34 consume an average of 35.2 g/day (or about 2.6 Canadian standard drinks).

(G) Gamma_shape and (H) Gamma_scale – these variables are provided so you can graph and manipulate the calculated Gamma distribution used in each subgroup. This is useful for presentations or depictions of how the Gamma distribution is composed with the various relative risk functions.

(I) P_LA and (K) P_FD – the prevalences of lifetime abstainers and former drinkers, copied from your input file

(K) P_LD – the calculated prevalence of light drinkers, based on the drinking group definitions input on the InterMAHP interface. From the first line of our worked example above, we can see that 40.7% of males aged 15 to 34 in BC are defined as light drinkers (current drinkers who consume less than 20.2 g/day).

(L) P_MD – the calculated prevalence of moderate drinkers, based on the definitions provided. We see that 17.3% of males aged 15 to 34 in BC drink, on average, between 1.5 and 3.0 Canadian standard drinks per day (20.2 to 40.4 g/day).

(M) P_HD – the calculated prevalence of heavy drinkers, based on the definitions provided.

We see that 25.3% of males aged 15 to 34 in BC drink more than 3.0 Canadian standard drinks per day.

Note: $P_{LA} + P_{FD} + P_{LD} + P_{MD} + P_{HD} = 1.00$ by definition. It is possible that, due to rounding, it will be very close by not exactly one.

(N) Extrapolation_method – this is a reminder of the extrapolation method chosen for this analysis.

4.3 Additional steps

It is important to recall these possibly additional steps once the InterMAHP output files are created:

- 1) **Replace** InterMAHP-generated AAFs for injury categories (motor vehicle collisions, unintentional injuries and intentional injuries) with region-specific direct AAFs wherever possible. See *Guide* Section 1.6. In our worked example, we replace motor vehicle collision AAFs with Direct AAFs calculated from Canada- and province-specific information taken from coroner's reports and roadside BAC testing.
- 2) **Assign** the AAFs for liver cirrhosis to the oesophageal varices category. AAFs for condition liver cirrhosis, InterMAHP number (6).(2) are assigned to condition oesophageal varices, InterMAHP number (5).(7), by subgroup.
- 3) **Recall** the considerations regarding oesophageal cancer, see *Guide* Section 1.4.1.
- 4) **Assign** AAF=1.0 to all other condition categories (as these are 100% attributable conditions). All other conditions which do not appear in the two AAF output files are 100% attributable by definition and therefore have their AAFs set to 1.0.
- 5) **Calculate** alcohol harms in your region by multiplying AAFs by the enumerated counts of morbidity and mortality. See **Appendix A** for example SAS coding of how to assign alcohol-related conditions to a Canadian database of hospitalizations.
- 6) **Recall** the citation and referencing guidelines for InterMAHP, described at the beginning of the *Guide* and *User's manual* and in the *Guide* Section 5.3.

References

1. SAS Institute: *SAS/STAT 9.3 user's guide*. Cary, NC: SAS Institute Inc. ; 2011.
2. Macdonald S: **Unrecorded alcohol consumption in Ontario, Canada: estimation procedures and research implications**. *Drug and Alcohol Review* 1999, **18**:21-29.

Appendix A:

Example SAS code used to assign alcohol-related conditions to Canadian hospitalization data

```
/* BEGIN ALCOHOL CONDITIONS MODULE */
data Conditions_Added;
set Input_File;

/* Note: For Canadian files, DIAG_CODE_1 is the primary diagnosis and DIAG_CODE_2-25 are secondary diagnoses */
array Diag{25} DIAG_CODE_1-DIAG_CODE_25;

format Condition_Alcohol $100.;
format IM $12.;
Condition_Alcohol="";

/* (1) Communicable diseases */
if "A15"<=substr(Diag{1},1,3)<="A19" then do;
  Condition_Alcohol="Tuberculosis"; IM="(1).(1)";
end;
else if "B20"<=substr(Diag{1},1,3)<="B24" or substr(Diag{1},1,3)="Z21" then do;
  Condition_Alcohol="HIV"; IM="(1).(2)";
end;
else if "J09"<=substr(Diag{1},1,3)<="J22" then do;
  Condition_Alcohol="Lower respiratory tract infections"; IM="(1).(3)";
end;
/* (2) Cancer */
else if "C00"<=substr(Diag{1},1,3)<="C05" or "C08"<=substr(Diag{1},1,3)<="C10" or "C12"<=substr(Diag{1},1,3)<="C14" or substr(Diag{1},1,4)="D000" then
do;
  Condition_Alcohol="Oral cavity and pharynx cancer"; IM="(2).(1)";
end;
else if substr(Diag{1},1,3)="C15" or substr(Diag{1},1,4)="D001" then do;
  Condition_Alcohol="Oesophageal cancer"; IM="(2).(2)";
end;
else if "C18"<=substr(Diag{1},1,3)<="C21" or "D010"<=substr(Diag{1},1,4)<="D014" then do;
  Condition_Alcohol="Colorectal cancer"; IM="(2).(3)";
end;
```

```

else if substr(Diag{1},1,3)="C22" or substr(Diag{1},1,4)="D015" then do;
  Condition_Alcohol="Liver cancer"; IM="(2).(4)";
end;
else if substr(Diag{1},1,3)="C25" or substr(Diag{1},1,4)="D017" then do;
  Condition_Alcohol="Pancreatic cancer"; IM="(2).(5)";
end;
else if substr(Diag{1},1,3)="C32" or substr(Diag{1},1,4)="D020" then do;
  Condition_Alcohol="Laryngeal cancer"; IM="(2).(6)";
end;
else if substr(Diag{1},1,3) in ("C50","D05") then do;
  Condition_Alcohol="Breast cancer"; IM="(2).(7)";
end;
/* (3) Endocrine Condition_Alcohols */
else if substr(Diag{1},1,3) in ("E11","E13","E14") then do;
  Condition_Alcohol="Diabetes"; IM="(3).(1)";
end;
else if substr(Diag{1},1,4)="E244" then do; *NOTE: This condition is very rare (at least in Canada);
  Condition_Alcohol="Alcohol-induced pseudo-Cushing's syndrome"; IM="(3).(2)";
end;
/* (4) Neuropsychiatric Condition_Alcohols */
else if substr(Diag{1},1,4)="F100" or "F103"<=substr(Diag{1},1,4)<="F109" then do;
  Condition_Alcohol="Alcoholic psychoses"; IM="(4).(1)";
end;
else if substr(Diag{1},1,4)="F101" then do;
  Condition_Alcohol="Alcohol abuse"; IM="(4).(2)";
end;
else if substr(Diag{1},1,4)="F102" then do;
  Condition_Alcohol="Alcohol dependence"; IM="(4).(3)";
end;
else if substr(Diag{1},1,4)="G312" then do;
  Condition_Alcohol="Degeneration of nervous system due to alcohol"; IM="(4).(4)";
end;
else if "G40"<=substr(Diag{1},1,3)<="G41" then do;
  Condition_Alcohol="Epilepsy"; IM="(4).(5)";
end;
else if substr(Diag{1},1,4)="G621" then do;
  Condition_Alcohol="Alcoholic polyneuropathy"; IM="(4).(6)";
end;

```

```

else if substr(Diag{1},1,4)="G721" then do;
  Condition_Alcohol="Alcoholic myopathy"; IM="(4).(7)";
end;
/* (5) Cardiovascular Condition_Alcohols */
else if "I10"<=substr(Diag{1},1,3)<="I15" then do;
  Condition_Alcohol="Hypertension"; IM="(5).(1)";
end;
else if "I20"<=substr(Diag{1},1,3)<="I25" then do;
  Condition_Alcohol="Ischaemic heart disease"; IM="(5).(2)";
end;
else if substr(Diag{1},1,4)="I426" then do;
  Condition_Alcohol="Alcoholic cardiomyopathy"; IM="(5).(3)";
end;
else if "I47"<=substr(Diag{1},1,3)<="I49" then do;
  Condition_Alcohol="Atrial fibrillation and cardiac arrhythmia"; IM="(5).(4)";
end;
else if "I60"<=substr(Diag{1},1,3)<="I62" or "I690"<=substr(Diag{1},1,4)<="I692" then do;
  Condition_Alcohol="Haemorrhagic stroke"; IM="(5).(5)";
end;
else if "I63"<=substr(Diag{1},1,3)<="I67" or "I693"<=substr(Diag{1},1,4)<="I694" then do;
  Condition_Alcohol="Ischaemic stroke"; IM="(5).(6)";
end;
else if substr(Diag{1},1,3)="I85" then do;
  Condition_Alcohol="Oesophageal varices"; IM="(5).(7)";
end;
/* (6) Digestive Condition_Alcohols */
else if substr(Diag{1},1,4)="K292" then do;
  Condition_Alcohol="Alcoholic gastritis"; IM="(6).(1)";
end;
else if substr(Diag{1},1,3) in ("K70","K74") then do;
  Condition_Alcohol="Liver cirrhosis"; IM="(6).(2)";
end;
else if substr(Diag{1},1,4) in ("K850","K851") or substr(Diag{1},1,4) in ("K858","K859") then do;
  Condition_Alcohol="Acute pancreatitis"; IM="(6).(3)";
end;
else if "K861"<=substr(Diag{1},1,4)<="K869" then do;
  Condition_Alcohol="Chronic pancreatitis"; IM="(6).(4)";
end;

```

```

else if substr(Diag{1},1,4) in ("K852","K860") then do;
  Condition_Alcohol="Alcohol-induced pancreatitis"; IM="(6).(5)";
end;
/* Optional module */
/* AAFs for category (A) are not calculated by InterMAHP, as maternal consumption is needed (different data sources) */
/* However, for a Canadian project, we imported direct AAFs from the US Center for Disease Control and Prevention */
/* (A) Condition_Alcohols arising during pregnancy */
else if substr(Diag{1},1,4)="Q860" then do;
  Condition_Alcohol="Fetal alcohol syndrome"; IM="(A).(3)";
end;
else if substr(Diag{1},1,4) in ("P043","O354") then do;
  Condition_Alcohol="Complication of pregnancy by maternal use of alcohol"; IM="(A).(1)";
end;
else if "P05"<=substr(Diag{1},1,3)<="P07" then do;
  Condition_Alcohol="Low birth weight"; IM="(A).(2)";
end;

/* REVAMPED POISONINGS AND INJURIES SECTION */
/* Injuries and poisoning are different, because we are no longer only concerned with primary diagnosis, so we need nested coding */
/* A. Poisoning by alcohol */
/* Accidental and self-poisoning by alcohol are divided in alcohol and NB (non-beverage) alcohol */
else if substr(Diag{1},1,3) in ("T51") then do; /* Alcohol poisoning exists as MRDx, now check for intent - it is accidental unless specified as intentional */
  IM="(8).(5)";
  if substr(Diag{1},1,4) in ("T511","T512","T513","T518") then do; /* NB alcohol */
    Condition_Alcohol="Accidental poisoning by NB alcohol";
  do i = 1 to 25 while (Condition_Alcohol="Accidental poisoning by NB alcohol");
    if substr(Diag{i},1,3)="X65" then do;
      Condition_Alcohol="Intentional self-poisoning by NB alcohol"; IM="(9).(2)"; /* Intentional code X65 */
    end;
  end;
  end;
  else do;
    Condition_Alcohol="Accidental poisoning by alcohol";
  do i = 1 to 25 while (Condition_Alcohol="Accidental poisoning by alcohol");
    if substr(Diag{i},1,3)="X65" then do;
      Condition_Alcohol="Intentional self-poisoning by alcohol"; IM="(9).(2)"; /* Intentional code X65 */
    end;
  end;
end;

```

```

end;
end;
/* B. Poisoning by substances other than alcohol */
else if "T36"<=substr(Diag{1},1,3)<="T50" or "T52"<=substr(Diag{1},1,3)<="T65" or substr(Diag{1},1,3) in ("T96","T97") then do; /*Poisoning there, now
intent*/
Condition_Alcohol="Accidental poisoning by substances other than alcohol"; IM="(8).(4)";
do i = 1 to 25 while (Condition_Alcohol="Accidental poisoning by substances other than alcohol");
if "X60"<=substr(Diag{i},1,3)<="X64" or "X66"<=substr(Diag{i},1,3)<="X69" then do;
Condition_Alcohol="Intentional self-poisoning by substances other than alcohol"; IM="(9).(1)";
end;
end;
end;
/* C. All other injuries can now be treated, don't need to consider intent - checked all records and (other than poisoning) intent is mutually-exclusive */
/* For injury - non-poisoning, we take the first external cause code (MRDx can be anything not listed previously, but they typically begin with "S" or "T") */
else do; /* ALL OTHER RECORDS THAT HAVE NOT ALREADY BEEN ASSIGNED A CONDITION CATEGORY (i.e. MRDx does not match any listed above) */
/* (7) Injuries - motor vehicle collisions */
do i=1 to 25 while (Condition_Alcohol="");
if substr(Diag{i},1,4) in ("V021","V029","V031", "V039", "V041", "V049", "V092","V093")
or "V123"<=substr(Diag{i},1,4)<="V129"
or "V133"<=substr(Diag{i},1,4)<="V139"
or "V143"<=substr(Diag{i},1,4)<="V149"
or substr(Diag{i},1,4) in ("V194","V195","V196","V199")
or "V203"<=substr(Diag{i},1,4)<="V209"
or "V213"<=substr(Diag{i},1,4)<="V219"
or "V223"<=substr(Diag{i},1,4)<="V229"
or "V233"<=substr(Diag{i},1,4)<="V239"
or "V243"<=substr(Diag{i},1,4)<="V249"
or "V253"<=substr(Diag{i},1,4)<="V259"
or "V263"<=substr(Diag{i},1,4)<="V269"
or "V273"<=substr(Diag{i},1,4)<="V279"
or "V283"<=substr(Diag{i},1,4)<="V289"
or substr(Diag{i},1,4) in ("V294","V295","V296","V299")
or "V304"<=substr(Diag{i},1,4)<="V309"
or "V314"<=substr(Diag{i},1,4)<="V319"
or "V324"<=substr(Diag{i},1,4)<="V329"
or "V334"<=substr(Diag{i},1,4)<="V339"
or "V344"<=substr(Diag{i},1,4)<="V349"
or "V354"<=substr(Diag{i},1,4)<="V359"

```

or "V364"<=substr(Diag{i},1,4)<="V369"
or "V374"<=substr(Diag{i},1,4)<="V379"
or "V384"<=substr(Diag{i},1,4)<="V389"
or substr(Diag{i},1,4) in ("V394","V395","V396","V399")
or "V404"<=substr(Diag{i},1,4)<="V409"
or "V414"<=substr(Diag{i},1,4)<="V419"
or "V424"<=substr(Diag{i},1,4)<="V429"
or "V434"<=substr(Diag{i},1,4)<="V439"
or "V444"<=substr(Diag{i},1,4)<="V449"
or "V454"<=substr(Diag{i},1,4)<="V459"
or "V464"<=substr(Diag{i},1,4)<="V469"
or "V474"<=substr(Diag{i},1,4)<="V479"
or "V484"<=substr(Diag{i},1,4)<="V489"
or substr(Diag{i},1,4) in ("V494","V495","V496","V499")
or "V504"<=substr(Diag{i},1,4)<="V509"
or "V514"<=substr(Diag{i},1,4)<="V519"
or "V524"<=substr(Diag{i},1,4)<="V529"
or "V534"<=substr(Diag{i},1,4)<="V539"
or "V544"<=substr(Diag{i},1,4)<="V549"
or "V554"<=substr(Diag{i},1,4)<="V559"
or "V564"<=substr(Diag{i},1,4)<="V569"
or "V574"<=substr(Diag{i},1,4)<="V579"
or "V584"<=substr(Diag{i},1,4)<="V589"
or substr(Diag{i},1,4) in ("V594","V595","V596","V599")
or "V604"<=substr(Diag{i},1,4)<="V609"
or "V614"<=substr(Diag{i},1,4)<="V619"
or "V624"<=substr(Diag{i},1,4)<="V629"
or "V634"<=substr(Diag{i},1,4)<="V639"
or "V644"<=substr(Diag{i},1,4)<="V649"
or "V654"<=substr(Diag{i},1,4)<="V659"
or "V664"<=substr(Diag{i},1,4)<="V669"
or "V674"<=substr(Diag{i},1,4)<="V679"
or "V684"<=substr(Diag{i},1,4)<="V689"
or substr(Diag{i},1,4) in ("V694","V695","V696","V699")
or "V704"<=substr(Diag{i},1,4)<="V709"
or "V714"<=substr(Diag{i},1,4)<="V719"
or "V724"<=substr(Diag{i},1,4)<="V729"


```

or "V734" <= substr(Diag{i},1,4) <= "V739"
or "V744" <= substr(Diag{i},1,4) <= "V749"
or "V754" <= substr(Diag{i},1,4) <= "V759"
or "V764" <= substr(Diag{i},1,4) <= "V769"
or "V774" <= substr(Diag{i},1,4) <= "V779"
or "V784" <= substr(Diag{i},1,4) <= "V789"
or substr(Diag{i},1,4) in ("V794","V795","V796","V799")
or substr(Diag{i},1,4) in ("V803", "V804", "V805")
    or substr(Diag{i},1,4) = "V811"
    or substr(Diag{i},1,4) = "V821"
    or "V830" <= substr(Diag{i},1,4) <= "V834"
    or "V840" <= substr(Diag{i},1,4) <= "V844"
    or "V850" <= substr(Diag{i},1,4) <= "V854"
    or substr(Diag{i},1,4) in ("V860", "V861", "V863")
or "V870" <= substr(Diag{i},1,4) <= "V879"
    or substr(Diag{i},1,4) in ("V892", "V893", "V899", "Y850") then do;
    Condition_Alcohol = "Motor vehicle collisions"; IM = "(7).(1)";
end;
    else if substr(Diag{i},1,1) = "V" then do;
        Condition_Alcohol = "Other unintentional injuries"; IM = "(8).(6)";
    end;
/* (8) Unintentional injuries */
else if "W00" <= substr(Diag{i},1,3) <= "W19" or substr(Diag{i},1,3) = "Y30" then do;
    Condition_Alcohol = "Falls"; IM = "(8).(1)";
end;
else if "W65" <= substr(Diag{i},1,3) <= "W74" or substr(Diag{i},1,3) = "Y21" then do;
    Condition_Alcohol = "Drowning"; IM = "(8).(2)";
end;
else if "X00" <= substr(Diag{i},1,3) <= "X09" or substr(Diag{i},1,3) = "Y26" then do;
    Condition_Alcohol = "Fires"; IM = "(8).(3)";
end;
    else if "X40" <= substr(Diag{i},1,3) <= "X44" or "X46" <= substr(Diag{i},1,3) <= "X49"
or "Y10" <= substr(Diag{i},1,3) <= "Y14" or "Y16" <= substr(Diag{i},1,3) <= "Y19" then do;
        Condition_Alcohol = "Accidental poisoning by substances other than alcohol"; IM = "(8).(4)";
    end;
    else if substr(Diag{i},1,3) in ("X45", "Y15") then do;
        Condition_Alcohol = "Accidental poisoning by alcohol"; IM = "(8).(5)";
    end;
end;

```

```

    else if "W20" <=substr(Diag{i},1,3)<="W64"
or "W75" <=substr(Diag{i},1,3)<="W84"
or "X10" <=substr(Diag{i},1,3)<="X33"
        or substr(Diag{i},1,3) in ("Y20","Y86","Y89")
        or "Y22" <=substr(Diag{i},1,3)<="Y25"
    or "Y27" <=substr(Diag{i},1,3)<="Y29"
    or "Y31" <=substr(Diag{i},1,3)<="Y34"
        or substr(Diag{i},1,4) in ("Y859","Y872","Y899") then do;
    Condition_Alcohol="Other unintentional injuries"; IM="(8).(6)";
end;
/* (9) Intentional injuries */
    else if "X60" <=substr(Diag{i},1,3)<="X64" or "X66" <=substr(Diag{i},1,3)<="X69" then do;
    Condition_Alcohol="Intentional self-poisoning by substances other than alcohol"; IM="(9).(1)";
    end;
else if substr(Diag{i},1,3)="X65" then do;
    Condition_Alcohol="Intentional self-poisoning by alcohol"; IM="(9).(2)";
    end;
    else if "X70" <=substr(Diag{i},1,3)<="X84" or substr(Diag{i},1,4)="Y870" then do;
    Condition_Alcohol="Other intentional self-harm"; IM="(9).(3)";
    end;
else if "X85" <=substr(Diag{i},1,3)<="Y09" or substr(Diag{i},1,4)="Y871" then do;
    Condition_Alcohol="Assault / homicide"; IM="(9).(4)";
    end;
    if substr(Diag{i},1,3)="Y35" or substr(Diag{i},1,4)="Y890" then do;
    Condition_Alcohol="Other intentional injury"; IM="(9).(5)";
    end;
    end; drop i; /* End do loop for unintentional and intentional injuries */
end; /* End if - for all non-poisoning injuries */

/* This is a small fix if your team is looking at alcohol vs. non-beverage alcohol */
if Condition_Alcohol="Accidental poisoning by NB alcohol" then IM="(8).(5).(2)";
else if Condition_Alcohol="Accidental poisoning by alcohol" then IM="(8).(5).(1)";
else if Condition_Alcohol="Intentional self-poisoning by NB alcohol" then IM="(9).(2).(2)";
else if Condition_Alcohol="Intentional self-poisoning by alcohol" then IM="(9).(2).(1)";

run;
/* END MODULE */

```



**University
of Victoria**

Canadian Institute for
Substance Use Research