

ISSN 1327-8231

# **ECONOMICS, ECOLOGY AND THE ENVIRONMENT**

**Working Paper No. 114**

**Public Support for Sustainable  
Commercial Harvesting of Wildlife:  
An Australian Case Study**

by

**Clem Tisdell, Clevo Wilson and  
Hemanath Swarna Nantha**

**December 2004**



**THE UNIVERSITY OF QUEENSLAND**

**Working Paper No. 114**

**Public Support for Sustainable Commercial  
Harvesting of Wildlife: An Australian Case Study**

**by**

**Clem Tisdell<sup>\*</sup>, Clevo Wilson<sup>†</sup> and  
Hemanath Swarna Nantha<sup>‡</sup>**

**December 2004**

© All rights reserved

---

<sup>\*</sup> School of Economics, University of Queensland, Brisbane, QLD 4072, Australia.  
E-mail: c.tisdell@economics.uq.edu.au

<sup>†</sup> School of Economics, University of Queensland, Brisbane, QLD 4072, Australia.  
E-mail: clevo.wilson@uq.edu.au

<sup>‡</sup> School of Economics, University of Queensland, Brisbane, QLD 4072, Australia.  
E-mail: h.swarnanatha@uq.edu.au

WORKING PAPERS IN THE SERIES, *Economics, Ecology and the Environment* are published by the School of Economics, University of Queensland, 4072, Australia, as follow up to the Australian Centre for International Agricultural Research Project 40 of which Professor Clem Tisdell was the Project Leader. Views expressed in these working papers are those of their authors and not necessarily of any of the organisations associated with the Project. They should not be reproduced in whole or in part without the written permission of the Project Leader. It is planned to publish contributions to this series over the next few years.

Research for ACIAR project 40, *Economic impact and rural adjustments to nature conservation (biodiversity) programmes: A case study of Xishuangbanna Dai Autonomous Prefecture, Yunnan, China* was sponsored by the Australian Centre for International Agricultural Research (ACIAR), GPO Box 1571, Canberra, ACT, 2601, Australia.

The research for ACIAR project 40 has led in part, to the research being carried out in this current series.

For more information write to Professor Clem Tisdell, School of Economics, University of Queensland, Brisbane 4072, Australia.

# **PUBLIC SUPPORT FOR SUSTAINABLE COMMERCIAL HARVESTING OF WILDLIFE: AN AUSTRALIAN CASE STUDY**

## **Abstract**

This paper surveys a sample of 204 members of the Australian public to determine their attitude to the sustainable commercial harvesting of wildlife generally, and considers their specific support for the sustainable commercial harvesting of each of 24 Australian native species. The general attitude of the sample to wildlife harvesting is related to their attitude to nature conservation. The relationship between respondents' support for the sustainable commercial harvesting of each of the species and their degree of endangerment based on IUCN Red List rankings is established and found to be an inverse one. Support for the commercial sustainable use of each of the species is compared with the willingness of respondents to pay for their conservation. Support for sustainable commercial harvesting of species is found to be inversely related to the willingness of respondents to pay for a particular species' conservation. In turn, this willingness to pay is found to rise with the degree of endangerment of species. While the likeability of a species has some influence on whether there is support or not for its commercial harvesting, it does not seem to be the predominant influence—the degree of endangerment of a species appears to be the major influence here. Even so, this does not imply majority support for the harvest of all species that are not threatened; rather, majority support for harvest was observed only for some species known to be abundant. None of the species that appear in the Red List have majority support for harvesting. Implications are outlined of the results for the policy of promoting wildlife conservation by means of sustainable use.

**Keywords:** Australian wildlife species, conservation policy, commercial harvesting, economic incentives, endangerment, public attitudes, sustainable use, trade.

# **PUBLIC SUPPORT FOR SUSTAINABLE COMMERCIAL HARVESTING OF WILDLIFE: AN AUSTRALIAN CASE STUDY**

## **1. Introduction**

*Caring for the Earth: A Strategy for Sustainable Living* (IUCN-UNEP-WWF, 1991) stresses sustainable use of wildlife as a means to support sustainable development and wildlife conservation. It states that, “governments, development aid agencies, and conservation organizations should support projects that combine rural development and the conservation and use of wild species and ecosystems” (IUCN-UNEP-WWF 1991, p. 42) and states that, if such projects are to succeed, they must provide a sustainable economic return to the communities concerned. Elsewhere, it recommends that those communities that “conserve wildlife stocks should be enabled to export the sustainable surplus and to receive the revenues earned”.

Whether or not a sustainable use policy can be expected to be effective in maintaining biodiversity has been subject to considerable debate. Campbell (2002) highlights disagreement among scientists about whether sustainable use of wildlife is likely to be an effective approach to wildlife conservation and the preservation of biodiversity. Allen and Edwards (1995) and Hutton and Dickson (2001) argue that, if carried out with appropriate efficiency and restraint, sustainable use of wildlife can promote conservation. Robinson (1993) on the other hand, states that a strategy emphasizing sustainable use of wildlife would inevitably result in a loss of biodiversity because it would favor more useful species at the expense of less useful ones. More recently, Tisdell (forthcoming a,b) has shown how emphasis on commercial sustainable utilisation of wildlife can alter the composition of the stock of biodiversity and its evolution. Ultimately, however, because much of humanity will continue to utilize wildlife, biologically sustainable use and incentive-driven conservation must become a central conservation activity (Hutton and Leader-Williams, 2003, pp. 223). The public’s attitudes towards sustainable use of wildlife must therefore be evaluated (Witter and Sheriff, 1987, p. 262, Ballard 1994) to determine whether there is political support for sustainable use policies. Some North American studies, such as Butler et al. (2003) and Fulton et al. (1993), respectively, have assessed changes in the public’s attitude over time towards “traditional conservation” of wildlife (which includes management for sustainable use) and have determined the proportion of a sample of the public belonging to the “high animal rights” set or the “high animal use” set. Yet, there has been little specific evaluation of

the general public's attitude to the strategy of sustainable commercial use of wildlife, their support for the harvesting of definite wildlife species and factors that might affect attitudes in general and support for the harvest of different species.

The purpose of this paper, hence, is to

- (1) report and analyse the attitude of a sample of the Australian public to the sustainable commercial harvesting of wildlife in general;
- (2) the sample's attitude to the sustainable commercial harvesting of each of 24 Australian tropical wildlife species comprised of sets of mammals, birds and reptiles; and
- (3) to determine what factors, if any, make the public more receptive to the sustainable commercial harvesting of wildlife species, as well as less so.

As a result of this investigation, it should be possible to obtain a better appreciation of the extent to which the Australian public supports the strategy of nature conservation by sustainable use, as recommended in *Caring for the Earth*. We outline the methods used, present the results, discuss these and conclude.

## **2. Methodology**

Three survey questionnaires were used serially to obtain data regarding the public's knowledge of Australian tropical wildlife species and their attitudes to their sustainable commercial use. The first two survey questionnaires (Survey I and Survey II) are the ones relevant to this particular study. The questionnaires were designed to gather the following information:

- (i) survey participants' background (e.g., income and education levels);
- (ii) how knowledgeable they are about each of the 24 Australian tropical wildlife species;
- (iii) their general attitudes towards nature conservation, whether they are strong nature conservation advocates or otherwise;
- (iv) whether they think that commercial harvesting of wildlife in general should be allowed, or not, or only if it is sustainable or regulated;

- (v) whether they think that sustainable commercial harvesting should be allowed for each of the 24 selected wildlife species; and
- (vi) what percentages of a hypothetical fund of \$1,000 they would allocate to help conserve each species in each animal class.

The survey questions were pre-tested on a sample of students at The University of Queensland and then revised. Purposive sampling of the general public was then undertaken principally by letterbox drops, in various suburbs of Brisbane, Queensland with differing socio-economic profiles. The letterbox drops contained circulars inviting potential respondents to participate in a survey of wildlife valuation and stated that those selected to participate would be offered \$20 for attendance, a public lecture, refreshments and a chance to win \$200 (note that all dollar values mentioned in this article refer to the Australian dollar). From respondents expressing an interest to participate in the survey, a sample was selected with a similar age and gender distribution to that of Brisbane's population. An analysis of participants' income distribution and their education level indicates that the selected sample is varied. Observe that the sample is an urban sample and it may not therefore be representative of the rural population. However, Australia is a highly urbanised country; over 86% of its population lives in urban areas (Australian Bureau of Statistics, 2001).

A total of 204 participants were selected for the survey and divided into five groups of about 40 people. Four groups were asked to attend survey sessions held at The University of Queensland at different times of the week— two groups during the working week and two during the weekend. The fifth group was asked to attend survey sessions on a Sunday in a church hall. This arrangement was designed to allow participants flexibility so that attendance can be maximised.

Initially, participants filled out structured questionnaire Survey I, which gathered the information described earlier. After a tea break, participants were asked to attend an illustrated wildlife presentation by Dr. Steve Van Dyck, the senior Curator of Vertebrates at the Queensland Museum. Afterwards, each participant was given a colored photo booklet containing brief information about each of the 24 species in the survey such as their descriptions, geographic distributions, life histories and conservation statuses. Participants were asked to take their booklet home with the second questionnaire, Survey II. They were

asked to read the booklet before filling out Survey II and returning it in the postage pre-paid envelope provided. Survey II contained overlapping questions with Survey I. Comparing Survey II results with that of Survey I, changes in participants' attitude towards sustainable commercial harvesting and changes in their allocation of funds to conserve the various species that might occur with information provision (i.e., greater knowledge of the species) could be observed. Factors that affect participants' attitude towards sustainable commercial harvesting could then be identified. This is investigated using the IUCN Red List (2003) data on the conservation status of the various species. The chi-square test, Spearman's rank correlation test and ordinary least square regression are used to analyse the relationship between the variables in this study (Zar, 1999; Gujarati, 2003).

### **3. Results**

#### **3.1 Attitudes towards sustainable commercial harvesting of wildlife in general**

Table 1 presents a picture of the stated general attitude of the sample of the Brisbane public towards sustainable harvesting of wildlife in Survey I and Survey II. Chi-square test coefficients indicate no statistically significant differences between the results from both surveys. About half the sample of survey participants agreed to the statement that commercial harvesting of wildlife should be allowed, but only if harvesting is sustainable; just under a half of all participants also agreed that the government should allow the harvesting of some wildlife, but that it should be regulated; and approximately a quarter of participants expressed their opposition to all commercial harvesting. Only one participant in Survey I agreed to the statement that harvesting should be allowed without any restrictions by the government but in Survey II none agreed with this statement. It is clear that the general position of survey participants on commercial harvesting of wildlife is stable and most only support commercial harvesting if it is sustainable.



**Table 1:**

**Agreement of survey participants with various statements regarding commercial harvesting of wildlife. Significances of difference in values in Survey I and Survey II tested using the chi-square test**

Attitude towards commercial harvesting*	Number of participants (and as a percentage of total participants)†		Significance of difference between Survey I and II, $\chi^2, p$
	Survey I	Survey II	
Commercial harvesting of wildlife should be allowed, but only if it is sustainable	101 (50)	104 (51)	0.005, 0.94
The government should allow the harvesting of some wildlife, but regulate it	94 (46)	100 (49)	0.12, 0.72
Commercial harvesting of wildlife should not be allowed	57 (28)	51 (25)	0.37, 0.54
Commercial harvesting and use of wildlife should be allowed and should not be restricted by the government	1 (0.5)	0 (0)	0.0002, 0.99

\*Note that participants could agree consistently to both of the first possibilities in this column

†Non-responses in Survey I = 3, Survey II = 4

### **3.2 Variation in attitudes towards commercial harvesting of participants related to their attitude to nature conservation**

In both surveys, almost all survey participants ( $\approx 93\%$ ) described themselves as extremely strong, or strong, or moderate advocates of nature conservation while the remainder considered themselves as either neutral to it, or more oriented towards development, or gave no response to the question. Participants were categorized according to whether they were extremely strong or strong advocates of nature conservation or just moderate advocates of nature conservation. The attitudes of these two groups towards sustainable commercial harvesting were analysed. In both surveys, a significantly greater proportion of participants who are extremely strong or strong advocates of nature conservation said commercial harvesting of wildlife should not be allowed compared to the proportion of participants who are moderate advocates of nature conservation (2<sup>nd</sup> and 3<sup>rd</sup> column, Table 2). Conversely, a slightly greater proportion of participants who are moderate advocates are supportive of sustainable commercial harvesting in Survey II than the proportion of participants who are extremely strong or strong advocates of nature conservation (5<sup>th</sup> column, Table 2), but this difference is not statistically significant. It is therefore likely that proportionally more people

who are extremely strong or strong advocates of nature conservation are averse to commercial harvesting of wildlife compared to those who are only moderate advocates of nature conservation.

**Table 2:**

**A comparison of the number of respondents supporting and not supporting commercial harvesting of wildlife species for survey participants who said that they extremely strong or strong advocates of nature conservation and for those who said they are only moderate advocates of nature conservation. The percentages (in brackets) are expressions of these numbers as proportions of the total number of participants in the survey with the same attitudes towards nature conservation. The significances of the difference in values between extremely strong or strong advocates and moderate advocates were tested using the chi-square test**

Attitude towards nature conservation	Commercial harvesting of wildlife should not be allowed, no. (%)		Commercial harvesting of wildlife should be allowed, but only if it is sustainable, no. (%)	
	Survey I	Survey II	Survey I	Survey II
Extremely strong or strong advocates	32 (30)	32 (28)	53 (50)	57 (50)
Moderate advocates	15 (18)	9 (12)	40 (48)	43 (57)
Significance of difference between extremely strong or strong advocates and moderate advocates, $\chi^2$ , p	3.04, 0.08*	6.02, 0.01**	0.01, 0.92	0.64, 0.42

*\*\*Significant at the 95% confidence level, \*significant at the 90% confidence level*

### **3.3 Attitudes of participants towards the sustainable commercial harvesting of each of the 24 Australian tropical wildlife species**

Table 3 summarises the extent of support of survey participants for the sustainable commercial harvesting of the 24 focal Australian species in this study. There are only two species (red kangaroos and saltwater crocodiles) which the majority of respondents favor harvesting. The balance of support compared to opposition to the harvest of these species is 1.90 and 1.98 respectively. There is one other species (the freshwater crocodile) for which there is balance in favor of its sustainable commercial harvesting but not quite by majority

support. The ratios of those in favor of harvesting compared to those opposed remained relatively stable between surveys, except in the case of the red-tailed black cockatoo, the taipan snake and the northern long-necked turtle where considerable rises were recorded. The reasons are considered in the discussion section.

**Table 3:**

**Attitude of survey participants to whether sustainable commercial harvesting of each of 24 Australian tropical wildlife species should be allowed and the IUCN Red List conservation status of each. Entries arranged in decreasing level of support for such harvesting within each animal class**

Species (Abbreviations)	Scientific name	IUCN Red List Listing*	Allow sustainable commercial harvesting? % 'yes' and 'no' responses† and 'yes'/'no' ratio	
			Survey I	Survey II
<b>MAMMALS</b>				
Red kangaroo (Rk)	<i>Macropus rufus</i>	-	53.9/29.9 (1.80)	56.9/29.9 (1.90)
Koala (K)	<i>Phascolarctos cinereus</i>	LR/nt	20.6/71.1 (0.29)	17.2/71.6 (0.24)
Dugong (D)	<i>Dugong dugon</i>	VU	14.2/71.1 (0.20)	14.2/72.5 (0.20)
Tree kangaroo (Tk)	<i>Dendrolagus lumholtzi</i>	LR/nt	19.1/58.8 (0.33)	13.2/70.6 (0.19)
Northern bettong (Nb)	<i>Bettongia tropica</i>	EN	14.2/61.3 (0.23)	12.7/72.1 (0.18)
Northern quoll (Nq)	<i>Dasyurus hallucatus</i>	LR/nt	14.7/55.9 (0.26)	12.3/71.1 (0.17)
Mahogany glider (Mg)	<i>Petaurus gracilis</i>	EN	13.7/66.2 (0.21)	12.3/76.0 (0.16)
Eastern pebble-mound mouse (Em)	<i>Pseudomys patrius</i>	VU	13.7/56.9 (0.24)	10.8/72.1 (0.15)
Northern hairy-nosed wombat (Nw)	<i>Lasiorhinus krefftii</i>	CR	13.2/72.5 (0.18)	10.8/78.9 (0.14)
<b>BIRDS</b>				
Australian magpie (Am)	<i>Gymnorhina tibicen</i>	-	27.0/53.4 (0.50)	28.9/50.0 (0.58)
Red-tailed black cockatoo (Bc)	<i>Calyptorhynchus banksii</i>	-	16.7/63.7 (0.26)	27.0/54.9 (0.49)
Eclectus parrot (Ep)	<i>Eclectus roratus</i>	-	17.2/56.9 (0.30)	20.1/59.8 (0.34)
Palm cockatoo (Pc)	<i>Probosciger aterrimus</i>	-	16.7/56.9 (0.29)	19.1/60.8 (0.31)
Golden bowerbird (Gb)	<i>Prionodura newtoniana</i>	-	14.7/64.7 (0.23)	18.6/66.2 (0.28)
Laughing kookaburra (Kb)	<i>Dacelo novaeguineae</i>	-	19.6/66.7 (0.29)	18.1/65.7 (0.28)
Gouldian finch (Gf)	<i>Erythrura gouldiae</i>	EN	17.2/58.3 (0.29)	15.7/68.6 (0.23)
Golden-shouldered parrot (Gp)	<i>Psephotus chrysopterygius</i>	EN	15.7/59.8 (0.26)	14.2/70.6 (0.20)
Southern cassowary (Scw)	<i>Casuarius casuarius</i>	VU	17.6/62.3 (0.28)	13.2/73.0 (0.18)
Brolga (B)	<i>Grus rubicundas</i>	-	16.7/65.7 (0.25)	12.3/72.1 (0.17)
<b>REPTILES</b>				
Saltwater crocodile (Sc)	<i>Crocodylus porosus</i>	-	55.9/27.0 (2.07)	56.4/28.4 (1.98)
Freshwater crocodile (Fc)	<i>Crocodylus johstoni</i>	-	45.6/33.3 (1.37)	49.0/34.3 (1.43)
Taipan snake (Ts)	<i>Oxyuranus scutellatus</i>	-	29.9/38.7 (0.77)	41.7/35.8 (1.16)
Northern long-necked turtle (Nt)	<i>Chelodina rugosa</i>	-	16.7/59.8 (0.28)	39.7/43.6 (0.91)
Hawksbill turtle (Ht)	<i>Eretmochelys imbricata</i>	CR	19.1/62.3 (0.31)	18.6/66.7 (0.28)

\*Threatened species categories from the IUCN Redlist (IUCN, 2003). LR/nt – lower risk/ near threatened; VU – vulnerable; EN – endangered; CR – critically endangered

†The percent of 'yes' and 'no' responses to the proposition of allowing sustainable commercial harvesting of these species do not add up to 100% as there were also participants who indicated that they were unsure of their position or are indifferent to the matter

### 3.4 Relationship between endangerment status of species and support for commercial harvesting of species

We now consider if there is an association between the conservation status of these species as listed in the IUCN Red List (2003) and participants' stated degree of relative support for their sustainable commercial harvest. Does a greater degree of endangerment of a species mean lesser support for commercial harvesting? To test this, the rankings of relative support of participants for harvesting are compared with rankings of the conservation status of each of the species based on the IUCN Red List classification. This enables Spearman's rank correlation coefficients,  $r_s$ , and their corresponding  $p$ -values to be computed for the species in each class and for both surveys, as well as for the whole set of 24 species. The results are shown in Table 4 with indicators of their statistical significance.

**Table 4:**

**Results from Spearman's rank correlation test for survey participants' relative support for harvesting (ratio of 'yes'/'no' responses) the various species and the species' IUCN Red List (2003) threatened species category rankings. The results signify the strength of the relationship between increasing species endangerment and decreasing support for the species' commercial harvesting**

	Survey I ( $r_s, p$ )	Survey II ( $r_s, p$ )
Mammals ( $n = 9$ )	0.94, < 0.01***	0.75, 0.03**
Birds ( $n = 10$ )	0.25, 0.50	0.61, 0.07*
Reptiles ( $n = 5$ )	0.50, 0.50	0.75, 0.25
Set of 24 species	0.52, < 0.01***	0.72, < 0.01***

\*\*\*Significant at the 99% confidence level, \*\*significant at the 95% confidence level, \* significant at the 90% confidence level

The following can be noted:

- (1) Higher endangerment is associated with, in most cases, a reduction in the relative degree of support for the sustainable commercial use of a species
- (2) The above correlation (reduced relative support for commercial use with greater species endangerment) generally rose (all  $r_s$  values are above 0.50) in Survey II, after participants gained information about all the species from the survey presentation and colored photo booklets
- (3) When all 24 species are considered, the relationship between reduced support for commercial harvesting with increased endangerment is highly significant

Further insights into participants’ support/opposition to sustainable commercial harvesting of wildlife species can be obtained by considering the relationship between this and participants’ stated willingness to pay for conservation of each of the focal species.

### **3.5 Relationship between willingness to pay to conserve species and attitude towards sustainable commercial harvesting**

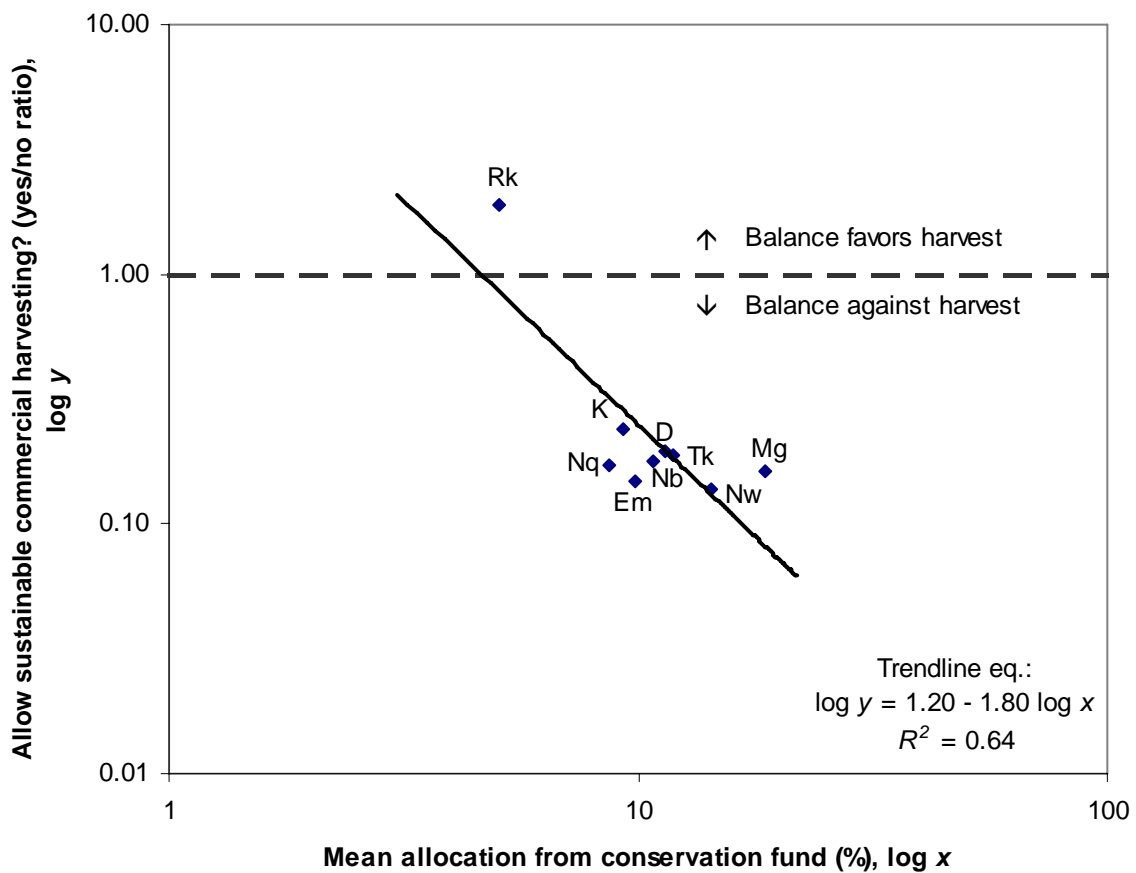
Survey participants’ willingness to contribute to help conserve the various tropical wildlife species was gauged through the survey questions that asked participants to allocate a certain percentage of a hypothetical sum of \$1,000 for conservation between the species in each animal class. The following question (asked for the reptile case) was also asked for mammals and birds:

*‘Suppose that you are given Aus \$1,000, but you can only use it to donate funds to support the conservation of the reptiles in Australia listed below. Suppose that a reliable organization were to carry out the conservation work and your money would supplement other funds for this purpose. What percentage of your \$1,000 would you contribute for the conservation of each of the reptiles listed below? Your total should add up to 100%.’*

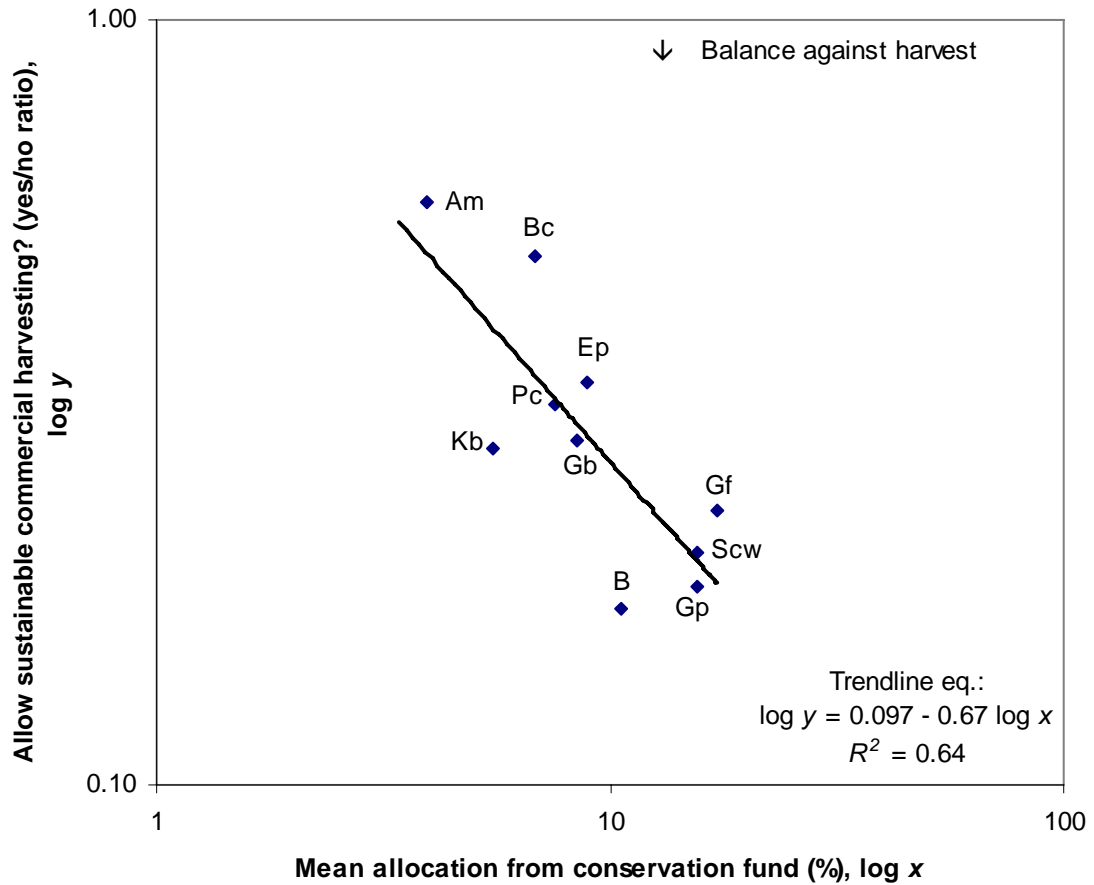
<b>Reptiles</b>	<b>(%)</b>
Saltwater crocodiles	
Freshwater crocodiles	
Hawksbill sea turtles (a marine species with a beautiful shell)	
Northern long-necked (freshwater) turtles	
Taipan snakes (also known as Fierce Snakes)	
	<b>100</b>

We compared the respondents’ mean percentage allocation of this hypothetical conservation fund to each species to the ‘yes’/’no’ ratio of support for allowing sustainable commercial harvesting of that species, by animal class. Figures 1, 2 and 3 present observations for mammal, bird and reptile species, respectively, based on Survey II data.

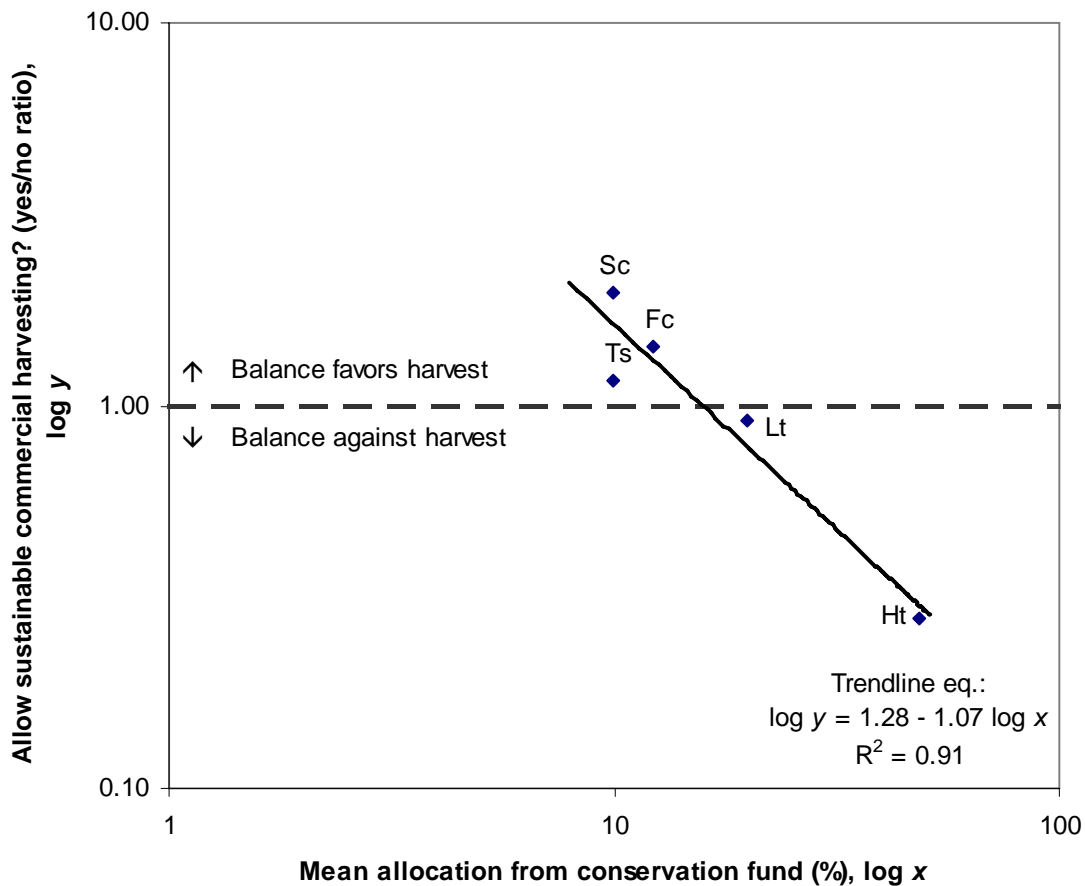
In all three cases, there is a statistically significant inverse log-linear relationship (note *t*-test results for significance of slope factor in figure captions) between support for sustainable commercial harvesting of the species and the mean percentage allocation of conservation funds for the species. The larger the mean allocation from the hypothetical fund for conservation a species is allotted, the less receptive are the survey participants to the proposition of harvesting the species. The coefficient of determination is markedly higher in the reptile case ( $R^2 = 0.91$ ) than in the case of mammals and birds (both  $R^2 = 0.64$ ).



**Figure 1:** Support for sustainable commercial harvesting of the various mammal species versus allocation from hypothetical fund of \$1,000 to help the conservation of the mammal species. Dependent and independent variable data are logged to the base 10. The slope factor is significantly different from zero at the 99% confidence level ( $t = -3.53, p = 0.0096$ )



**Figure 2:** Support for sustainable commercial harvesting of the various bird species versus allocation from hypothetical fund of \$1,000 to help the conservation of the bird species. Dependent and independent variable data are logged to the base 10. The slope factor is significantly different from zero at the 95% confidence level ( $t = -3.80, p = 0.005$ )



**Figure 3:** Support for sustainable commercial harvesting of the various reptile species versus allocation from hypothetical fund of \$1,000 to help the conservation of the reptile species. Dependent and independent variable data are logged to the base 10. The slope factor is significantly different from zero at the 95% confidence level ( $t = -5.68, p = 0.011$ )

What factors determine the allocation of conservation funds for the various species? Knowledge of the species is one factor (see Tisdell and Wilson, 2004). But let us concentrate on just the situation in Survey II where participants were better informed about the species than in Survey I. Comparing the ranking of allocations of conservation funds to the individual species with IUCN Red List inferred rankings of their conservation status, the Spearman's correlation coefficients shown in Table 5 are obtained.



**Table 5:**

**Spearman's rank correlation coefficients for fund allocated for conservation of species compared with their inferred IUCN Red List threatened species category rankings. The results signify the strength of the relationship between increasing species endangerment and increasing allocation of funds by participants for the conservation of the species**

<b>Class</b>	<b>Survey I (<math>r_s, p</math>)</b>	<b>Survey II (<math>r_s, p</math>)</b>
Mammals ( $n = 9$ )	0.39, 0.33	0.76, 0.03*
Birds ( $n = 10$ )	0.46, 0.20	0.83, < 0.01**
Reptiles ( $n = 5$ )	0.75, 0.25	0.75, 0.25

*\*\*Significant at the 99% confidence level, \*significant at the 95% confidence level*

Table 5 indicates that the relative amount that respondents are willing to pay for conservation of the focal species is positively correlated with the ranked endangerment of each species as inferred from the IUCN Red List. Furthermore, the rank correlation coefficients for most classes of species are much higher in Survey II than in Survey I and more significant statistically. This can be ascribed to participants being better informed about each of the species in Survey II than in Survey I.

#### **4. Discussion**

Although *Caring for the Earth* (IUCN-UNEP-WWF, 1991) favored a policy of greater commercial use of species as an economic incentive for their conservation, politically such a policy will be difficult or impossible to implement without public support. More recently also, economists such as Swanson (1997, 1999) have argued strongly in favor of a policy of wildlife conservation through sustainable use. This approach has provided a basis for criticizing CITES, the Convention on International Trade in Endangered Species, which restricts trade in endangered species as a conservation measure. The above results indicate that the majority of a sample of the Australian public is not convinced that commercial sustainable use of wildlife species is desirable and likely to be effective in conserving species that are endangered.

About a quarter of the sample opposed any commercial harvesting of wildlife and around a half agreed that it should only be allowed if it is sustainable. Those who opposed any harvesting of wildlife were more likely to be extremely strong or strong advocates of nature conservation than moderate advocates. When it came to harvesting of the 24 Australian focal species (all natives), there was little support for the commercial harvesting of most. The majority of respondents favored it for only two species, both of which have relatively abundant populations in Australia, and the proportion in favor of such harvest compared to those against exceeded unity for only three species. In each case, the percentage opposing harvest was a little higher than in the general case. Considerable rises in support for harvesting the northern long-necked turtle, the taipan snake and the red-tailed black cockatoo were observed. This may be a result of participants having learnt in Survey II about the uses or potential uses of these species, such as how the long-necked turtle has been traditionally harvested by Australian Aborigines (Kennett, 2004) and about a new enterprise to sustainably harvest it for the pet trade (Fordham, undated), and about how the taipan snake venom may have medical applications (ABC Radio National, 1995; Moore et al. 2003). Participants may have also learned that the red-tailed black cockatoo can be an agricultural pest.

From Table 3, it is apparent that there is no majority support or a positive balance of support for sustainable commercial harvesting of any species listed in the IUCN Red List. For those not listed, only the harvest of very few species is supported. These are species currently harvested in Australia.

Using inferred IUCN Red List rankings, we found that relative support for the sustainable commercial harvesting of the focal species declines with their degree of endangerment. At the same time, the relative willingness of respondents to pay to conserve species rises with the degree of endangerment of the species, and the relationship tends to become closer once respondents are better informed about the status of wildlife species. While perceived levels of endangerment are not the only influence on the public's willingness to pay for the conservation of a species, these results indicate that it is a very important influence. This is at variance with the findings of Metrick and Weitzman (1996, 1998) that visceral characteristics of species are the major factors influencing public support for their conservation.

While this ‘likeability’ factor undoubtedly does influence public support for the conservation of species, it does not appear to be an overriding influence. Also, in some cases, the likeability of species and their degree of endangerment are highly correlated. This occurs in the case of our reptile class and the resulting multicollinearity makes it difficult to disentangle empirically the separate influence of likeability and endangerment on the willingness to pay of the public for species’ conservation. However, even in the reptile case, evidence of the importance of endangerment for conservation funding has been found (Tisdell et al., 2004).

## **5. CONCLUSION**

We observed little public support for encouraging sustainable commercial wildlife use to conserve species in the IUCN Red List. Furthermore, the sampled public supports sustainable commercial harvesting of very few species not in the Red List. The two species for which there is majority support for harvest are currently commercially harvested and abundant. Their abundance, rather than their likeability, seems to be a deciding factor. Of those species obtaining majority support for harvesting, the red kangaroo was found (in our surveys) to be highly liked but not the saltwater crocodile. More than a decade after the publication of *Caring for the Earth* (IUCN-UNEP-WWF, 1991), it seems that relatively few members of the Australian public are convinced of the virtues of commercial harvesting as a mechanism for conserving threatened species. Whether or not this is so in other countries requires investigation. Without public support, it will be difficult to implement strategies for conservation of wildlife by commercial sustainable use, either nationally or globally, and to alter the Convention on Trade in Endangered Species so that it is more permissive of commercial use of endangered species. Overall, we found that non-market rather than market means are favored for conserving threatened species and willingness to pay for the conservation of species tends to rise with the level of their endangerment (see also DeKay and McClelland 1996, pp. 69-70; Bandara and Tisdell 2004).

### **Acknowledgement**

Research for this article has benefited from a Discovery Grant from the Australian Research Council.

## References

- ABC Radio National. 1995. The health report: medical benefits of snake venom. Radio National Transcripts, Australian Broadcasting Corporation. Available from: <http://www.abc.net.au/rn/talks/8.30/helthrpt/hstories/hr140804.htm> [Accessed 15th November 2004]
- Allen, C.M., and S.R. Edwards. 1995. The sustainable-use debate: observations from IUCN. *Oryx* **29**: 92-98.
- Australian Bureau of Statistics. 2001. 2. Australian social trends – population – population distribution. 2001 Census of population and housing. Available from: <http://www.abs.gov.au> [Accessed 1<sup>st</sup> November 2004]
- Ballard, W.B. 1994. Public attitudes and wildlife science. *Northeast Wildlife* **51**: 63-70.
- Bandara, R., and C. Tisdell. 2004. Effects of a change in abundance of elephants on willingness to pay for their conservation. Economics, Ecology and the Environment, Working Paper No. 98. School of Economics, The University of Queensland, Brisbane, Australia.
- Butler, J.S., J. Shanahan, and D.J. Decker. 2003. Public attitudes toward wildlife are changing: a trend analysis of New York residents. *Wildlife Society Bulletin* **31**: 1027-1036.
- Campbell, L.M. 2002. Science and sustainable use: views of marine conservation experts. *Ecological Applications* **12**: 1129-1246.
- DeKay, M.L., and G.H. McClelland. 1996. Probability and utility components of endangered species preservation programs. *Journal of Environmental Psychology: Applied* **2**: 60-83.
- Fordham, D. Undated. Aboriginal harvest of the northern long-necked turtle (*Chelodina rugosa*) – modelling population dynamics in support of a sustainable industry. PhD Thesis Proposal, University of Canberra. Available from: <http://www.wildlife.ntu.edu.au/postgrad/downloads/Damien%20Fordham%20WebPage.pdf> [Accessed 9<sup>th</sup> November 2004]
- Fulton, D.C., M.J. Manfredi, and L. Sikorowski. 1993. Coloradans' recreational use of and attitudes toward wildlife. Project Report for the Colorado Division of Wildlife, Human Dimensions in Natural Resources Unit Report, No. 6, Colorado State University, Fort Collins, USA.

- Gujarati, D. 2003. Basic econometrics. McGraw Hill, Boston, USA.
- Hutton, J., and B. Dickson. 2001. Conservation out of exploitation: a silk purse from a sow's ear? Pages 440-461 in J.D. Reynolds, G.M. Mace, K.H. Redford and J.G. Robinson, editors. Conservation of exploited species. Cambridge University Press, Cambridge, UK.
- Hutton, J., and N. Leader-Williams. 2003. Sustainable use and incentive-driven conservation: realigning human and conservation interests. *Oryx* **37**: 215-226.
- IUCN. 2003. 2003 IUCN Red List of Threatened Species. Available from: <http://www.redlist.org>. Accessed 1 November 2004.
- IUCN-UNEP-WWF. 1991. Caring for the Earth: a strategy for sustainable living. IUCN, Gland, Switzerland.
- Kennett, R. 2004. Turning turtle. *Nature Australia Magazine* **27**: 46-51.
- Metrick, A., and M.L. Weitzman. 1996. Patterns of behaviour in endangered species preservation. *Land Economics* **72**: 1-16.
- Metrick, A., and M.L. Weitzman. 1998. Conflicts and choices in biodiversity preservation. *Journal of Economic Perspectives* **12**: 21-34.
- Moore, G.W., M.P. Smith and G.F. Savidge. 2003. The Ecarin time is an improved confirmatory test for the Taipan snake venom time in warfarinized patients with lupus anticoagulants. *Blood Coagulation & Fibrinolysis* **14**: 307-312.
- Robinson, J.G. 1993. The limits to caring: sustainable living and the loss of biodiversity. *Conservation Biology* **9**: 20-28.
- Swanson, T. 1997. Global action for biodiversity. Earthscan, London.
- Swanson, T. 1999. Developing international environmental law: a case study of CITES and trade regulation. In T. Swanson and S. Johnson. Global environmental problems and international environmental agreements: the economics of international institution building. Edward Elgar, Northampton, Massachusetts, USA.
- Tisdell, C. forthcoming, a. Property rights in non-captive wildlife and biodiversity conservation. *International Journal of Global Environmental Issues* (in press).
- Tisdell, C. forthcoming, b. Economic incentives to conserve wildlife on private lands: analysis and policy. *The Environmentalist* (in press).

- Tisdell, C., and C. Wilson. 2004. Information and wildlife valuation: experiments and policy. Economics, Ecology and the Environment, Working Paper No. 107. School of Economics, The University of Queensland, Brisbane, Australia.
- Tisdell, C., C. Wilson, H. Swarna Nantha. 2004. Comparative public support for conserving reptile species is high: Australian evidence and its implications. Economics, Ecology and the Environment, Working Paper No. 109. School of Economics, The University of Queensland, Brisbane, Australia.
- Witter, D.J., and S.L. Sheriff. 1987. Wildlife policy and monitoring public values. Pages 255-263 *in* D.J. Decker and G.F. Goff, editors. Valuing wildlife economic and social perspectives. Westview Press, Boulder, Colorado, USA.
- Zar, J.H. 1999. Biostatistical analysis (4<sup>th</sup> edition). Prentice Hall, Upper Saddle River, New Jersey, USA.

## **PREVIOUS WORKING PAPERS IN THE SERIES**

### **ECONOMICS, ECOLOGY AND ENVIRONMENT**

1. Governance, Property Rights and Sustainable Resource Use: Analysis with Indian Ocean Rim Examples by Clem Tisdell and Kartik Roy, November 1996.
2. Protection of the Environment in Transitional Economies: Strategies and Practices by Clem Tisdell, November 1996.
3. Good Governance in Sustainable Development: The Impact of Institutions by K.C.Roy and C.A.Tisdell, November 1996.
4. Sustainability Issues and Socio-Economic Change in the Jingpo Communities of China: Governance, Culture and Land Rights by Ren Zhuge and Clem Tisdell, November 1996.
5. Sustainable Development and Environmental Conservation: Major Regional Issues with Asian Illustrations by Clem Tisdell, November 1996.
6. Integrated Regional Environmental Studies: The Role of Environmental Economics by Clem Tisdell, December 1996.
7. Poverty and Its Alleviation in Yunnan Province China: Sources, Policies and Solutions by Ren Zhuge and Clem Tisdell, December 1996.
8. Deforestation and Capital Accumulation: Lessons from the Upper Kerinci Region, Indonesia by Dradjad H. Wibowo, Clement a. Tisdell and R. Neil Byron, January 1997.
9. Sectoral Change, Urbanisation and South Asia's Environment in Global Context by Clem Tisdell, April 1997.
10. China's Environmental Problems with Particular Attention to its Energy Supply and Air Quality by Clem Tisdell, April 1997.
11. Weak and Strong Conditions for Sustainable Development: Clarification of concepts and their Policy Application by Clem Tisdell, April 1997.
12. Economic Policy Instruments and Environmental Sustainability: A Second Look at Marketable or Tradeable Pollution or Environmental-Use Permits by Clem Tisdell, April 1997.
13. Agricultural Sustainability in Marginal Areas: Principles, Policies and Examples from Asia by Clem Tisdell, April 1997.
14. Impact on the Poor of Changing Rural Environments and Technologies: Evidence from India and Bangladesh by Clem Tisdell, May 1997.

15. Tourism Economics and its Application to Regional Development by Clem Tisdell, May 1997.
16. Brunei's Quest for Sustainable Development: Diversification and Other Strategies by Clem Tisdell, August 1997.
17. A Review of Reports on Optimal Australian Dugong Populations and Proposed Action/Conservation Plans: An Economic Perspective by Clem Tisdell, October 1997.
18. Compensation for the taking of Resources Interests: Practices in Relations to the Wet Tropics and Fraser Island, General Principles and their Relevance to the Extension of Dugong Protected Areas by Clem Tisdell, October 1997.
19. Deforestation Mechanisms: A Survey by D.H. Wibowo and R.N. Byron, November 1997.
20. Ecotourism: Aspects of its Sustainability and Compatibility by Clem Tisdell, November 1997.
21. A Report Prepared for the Queensland Commercial Fisherman's Organisation by Gavin Ramsay, Clem Tisdell and Steve Harrison (Dept of Economics); David Pullar and Samantha Sun (Dept of Geographical Sciences and Planning) in conjunction with Ian Tibbetts (The School of Marine Science), January 1998.
22. Co-Evolutions in Asia, Markets and Globalization by Clem Tisdell, January 1998.
23. Asia's Livestock Industries: Changes and Environmental Consequences by Clem Tisdell, January 1998.
24. Socio-Economics of Pearl Culture: Industry Changes and Comparisons Focussing on Australia and French Polynesia by Clem Tisdell and Bernard Poirine, August 1998.
25. Asia's (Especially China's) Livestock Industries: Changes and Environmental Consequences by Clem Tisdell, August 1998.
26. Ecotourism: Aspects of its Sustainability and Compatibility with Conservation, Social and Other Objectives, September 1998.
27. Wider Dimensions of Tourism Economics: A Review of Impact Analyses, International Aspects, Development Issues, Sustainability and Environmental Aspects of Tourism, October 1998.
28. Basic Economics of Tourism: An Overview, November 1998.
29. Protecting the Environment in Transitional Situations, November 1998.
30. Australian Environmental Issues: An Overview by Clem Tisdell, December 1998.
31. Trends and Developments in India's Livestock Industries by Clem Tisdell and Jyothi Gali, February 1999.



32. Sea Turtles as a Non-Consumptive Tourism Resource in Australia by Clevo Wilson and Clem Tisdell, August 1999.
33. Transitional Economics and Economics Globalization: Social and Environmental Consequences by Clem Tisdell, August 1999.
34. Co-evolution, Agricultural Practices and Sustainability: Some Major Social and Ecological Issues by Clem Tisdell, August, 1999.
35. Technology Transfer from Publicly Funded Research for improved Water Management: Analysis and Australian Examples by Clem Tisdell, August 1999.
36. Safety and Socio-Economic Issues Raised by Modern Biotechnology by Dayuan Xue and Clem Tisdell, August 1999.
37. Valuing Ecological Functions of Biodiversity in Changbaishan Mountain Biosphere Reserve in Northeast China by Dayuan Xue and Clem Tisdell, March 2000.
38. Neglected Features of the Safe Minimum Standard: Socio-economics and Institutional Dimension by Irmi Seidl and Clem Tisdell, March 2000.
39. Free Trade, Globalisation, the Environment and Sustainability: Major Issues and the Position of WTO by Clem Tisdell, March 2000.
40. Globalisation and the WTO: Attitudes Expressed by Pressure Groups and by Less Developed Countries by Clem Tisdell, May 2000.
41. Sustainability: The Economic Bottom Line by Clem Tisdell, May 2000.
42. Trade and Environment: Evidence from China's Manufacturing Sector by Joseph C. H. Chai, June 2000.
43. Trends and Development in India's Livestock Industry by Clem Tisdell and Jyothi Gali, August 2000.
44. Tourism and Conservation of Sea Turtles by Clem Tisdell and Clevo Wilson, August 2000.
45. Developing Ecotourism for the Survival of Sea Turtles by Clem Tisdell and Clevo Wilson, August 2000.
46. Globalisation, WTO and Sustainable Development by Clem Tisdell, August 2000.
47. Environmental Impact of China's Accession to WTO in the Manufacturing Sector by Joseph Chai, August 2000.
48. Effects of Cartagena Biosafety Protocol on Trade in GMOs, WTO Implications, and Consequences for China (English version) by Dayuan Xue and Clem Tisdell, August 2000.

49. Effects of Cartagena Biosafety Protocol on Trade in GMOs, WTO Implications, and Consequences for China (Chinese version) by Dayuan Xue and Clem Tisdell, August 2000.
50. The Winnipeg Principles, WTO and Sustainable Development: Proposed Policies for Reconciling Trade and the Environment by Clem Tisdell, September 2000.
51. Resources Management within Nature Reserves in China by Dayuan Xue, October 2000.
52. Economics, Educational and Conservation Benefits of Sea Turtle Based Ecotourism: A Study Focused on Mon Repos by Clem Tisdell and Clevo Wilson, October 2000.
53. Why Farmers Continue to use Pesticides despite Environmental, Health and Sustainability Costs by Clevo Wilson and Clem Tisdell, November 2000.
54. Wildlife-based Tourism and Increased Tourist Support for Nature Conservation Financially and Otherwise: Evidence from Sea Turtle Ecotourism at Mon Repos by Clem Tisdell and Clevo Wilson, November 2000.
55. A Study of the Impact of Ecotourism on Environmental Education and Conservation: The Case of Turtle Watching at an Australian Site by Clem Tisdell and Clevo Wilson, December 2000.
56. Environmental Regulations of Land-use and Public Compensation: Principles with Swiss and Australian Examples by Irmi Seidl, Clem Tisdell and Steve Harrison.
57. Analysis of Property Values, Local Government Finances and Reservation of Land for National Parks and Similar Purposes by Clem Tisdell and Leonie Pearson, March 2001.
58. Alternative Specifications and Extensions of the Economic Threshold Concept and the Control of Livestock Pests by Rex Davis and Clem Tisdell, May 2001.
59. Conserving Asian Elephants: Economic Issues Illustrated by Sri Lankan Concerns by Ranjith Bandara and Clem Tisdell, June 2001.
60. World Heritage Listing of Australian Natural Sites: Tourism Stimulus and its Economic Value by Clem Tisdell and Clevo Wilson, September 2001.
61. Aquaculture, Environmental Spillovers and Sustainable Development: Links and Policy Choices by Clem Tisdell, October 2001.
62. Competition, Evolution and Optimisation: Comparisons of Models in Economics and Ecology by Clem Tisdell, October 2001.
63. Aquaculture Economics and Marketing: An Overview by Clem Tisdell, October 2001.
64. Conservation and Economic Benefits of Wildlife-Based Marine tourism: Sea Turtles and Whales as Case Studies by Clevo Wilson and Clem Tisdell, February 2002.

65. Asian Elephants as Agricultural Pests: Damages, Economics of Control and Compensation in Sri Lanka by Ranjith Bandara and Clem Tisdell, February 2002.
66. Rural and Urban Attitudes to the Conservation of Asian Elephants in Sri Lanka: Empirical Evidence by Ranjith Bandara and Clem Tisdell, May 2002.
67. Willingness to Pay for Conservation of the Asian Elephant in Sri Lanka: A Contingent Valuation Study by Ranjith Bandara and Clem Tisdell, May 2002.
68. Bioeconomic Analysis of Aquaculture's Impact on Wild Stocks and Biodiversity by Clem Tisdell, May 2002.
69. Will Bangladesh's Economic Growth Solve its Environmental Problems? by Clem Tisdell, May 2002.
70. Socioeconomic Causes of loss of Genetic Diversity: Analysis and Assessment by Clem Tisdell, June 2002.
71. Empirical Evidence Showing The Relationships Between Three Approaches For Pollution Control by Clevo Wilson, August 2002.
72. Energy-Use, the Environment and Development: Observations with Reference to China and India by Clem Tisdell and Kartik Roy, September 2002.
73. Willingness of Sri Lankan Farmers to Pay for a Scheme to Conserve Elephants: An Empirical Analysis by Ranjith Bandara and Clem Tisdell, January 2003.
74. The Public's Knowledge of and Support for Conservation of Australia's Tree-kangaroos by Clem Tisdell and Clevo Wilson, February 2003.
75. Ecotourism/Wildlife-based Tourism as Contributor to Nature Conservation with Reference to Vanni, Sri Lanka by Clem Tisdell, March 2003.
76. Visitor Profiles and Environmental Attributes, especially of Birds, Attracting Visitors to Lamington National Park: Tourist Attitudes and Economic Issues by Clem Tisdell and Clevo Wilson, March 2003.
77. Wildlife Damage, Insurance/Compensation for Farmers and Conservation: Sri Lankan Elephants as a Case by Ranjith Bandara and Clem Tisdell, May 2003.
78. Open-Cycle Hatcheries, Tourism and Conservation of Sea Turtles: Economic and Ecological Analysis by Clem Tisdell and Clevo Wilson, May 2003.
79. Attitudes to Entry Fees to National Parks: Results and Policy Implications from a Queensland Case Study by Clevo Wilson and Clem Tisdell, June 2003.
80. Use and Non-use Values of Wild Asian Elephants: A Total Economic Valuation Approach by Ranjith Bandara and Clem Tisdell, June 2003.
81. Valuation of Tourism's Natural Resources by Clem Tisdell, August 2003.

82. Visitors Reaction to Pinnawala Elephant Orphanage in Sri Lanka, by Clem Tisdell and Ranjith Bandara, August 2003.
83. Property Rights of Landholders in Non-Captive Wildlife and Prospects for Conservation, by Clem Tisdell, August 2003.
84. Wildlife-Based Recreation and Local Economic Development: The Case of the Pinnawala Elephant Orphanage in Sri Lanka, by Clem Tisdell and Ranjith Bandara, August 2003.
85. Willingness to Pay for Different Degrees of Abundance of Elephants, by Ranjith Bandara and Clem Tisdell, September 2003.
86. Conflicts Over Natural Resources and the Environment: Economics and Security, by Clevo Wilson and Clem Tisdell, September 2003.
87. The Net Benefit of Saving the Asian Elephant: A Policy and Contingent Valuation Study, by Ranjith Bandara and Clem Tisdell, October 2003.
88. Economics of Wildlife Tourism, by Clem Tisdell and Clevo Wilson, October 2003.
89. Notes on Market Failure and the Paretian (Kaldor-Hicks) Relevance and Irrelevance of Unfavourable Externalities, by Clem Tisdell, December 2003.
90. Does Ecotourism Contribute to Sea Turtle Conservation? Is the Flagship Status of Turtles Advantageous?, by Clem Tisdell and Clevo Wilson, December 2003.
91. Influences on Knowledge of Wildlife Species on Patterns of Willingness to Pay for their Conservation, by Clem Tisdell, December 2003.
92. Economic Incentives to Conserve Wildlife on Private Lands: Analysis and Policy, by Clem Tisdell, December 2003.
93. Recreational Fishing: Its Expansion, Its Economic Value and Aquaculture's Role in Sustaining It, by Clem Tisdell, December 2003.
94. Tourism as a Contributor to Development in Sri Lanka: An Overview and a Case Study, by Clem Tisdell and Ranjith Bandara, January 2004.
95. Birds – Their Importance to Visitors to an Australian Rainforest by Clem Tisdell and Clevo Wilson, January 2004.
96. Knowledge of Birds and Willingness to Pay for their Conservation: An Australian Case Study, by Clevo Wilson and Clem Tisdell, January 2004.
97. Recreational Fishing and Fishing Policies in the Netherlands and Australia: A Comparative Review, by Ruben R. C. M. Hurkens and Clem Tisdell, April 2004.
98. Effects of a Change in Abundance of Elephants on Willingness to Pay for Their Conservation, by Ranjith Bandara and Clem Tisdell, April 2004.

99. Antarctic Tourists: A Case Study of Their Evaluation of Antarctic Wildlife and Environmental Issues, by Clem Tisdell, Clevo Wilson and Lorne Kriwoken, April 2004.
100. An Initial Assessment of Policies for Saving a Rare Australian Glider: Experimental Results, Economics and Ecology, by Clem Tisdell, Clevo Wilson and Hemanath Swarna Nantha, May 2004.
101. Knowledge and Willingness to Pay for the Conservation of Wildlife Species: Experimental Results Evaluating Australian Tropical Species, by Clem Tisdell and Clevo Wilson, May 2004.
102. Antarctic Tourists, Wildlife and the Environment: Attractions and Reactions to Antarctica, by Clem Tisdell, May 2004.
103. Birds in an Australian Rainforest: Their Attraction for Visitors and Visitors' Ecological Impacts, by Clem Tisdell and Clevo Wilson, May 2004.
104. Nature-Based Tourism and the Valuation of its Environmental Resources: Economic and Other Aspects by Clem Tisdell, May 2004.
105. Glow Worms as a Tourist Attraction in Springbrook National Park: Visitor Attitudes and Economic Issues, by Clem Tisdell, Clevo Wilson and David Merritt, July 2004.
106. Australian Tropical Reptile Species: Ecological Status, Public Valuation and Attitudes to their Conservation and Commercial Use, by Clem Tisdell, Clevo Wilson and Hemanath Swarna Nantha, August 2004.
107. Information and Wildlife Valuation: Experiments and Policy, by Clem Tisdell and Clevo Wilson, August 2004.
108. What are the Economic Prospects of Developing Aquaculture in Queensland to Supply the Low Price White Fillet Market? Lessons from the US Channel Catfish Industry, by Thorbjorn Lyster and Clem Tisdell, October 2004.
109. Comparative Public Support for Conserving Reptile Species is High: Australian Evidence and its Implications, by Clem Tisdell, Clevo Wilson and Hemanath Swarna Nantha, October 2004.
110. Dependence of public support for survival of wildlife species on their likeability by Clem Tisdell, Clevo Wilson and Hemanath Swarna Nantha, October 2004.
111. Dynamic Processes in Contingent Valuation: A Case Study Involving the Mahogany Glider by Clem Tisdell, Clevo Wilson and Hemanath Swarna Nantha, November 2004.
112. Economics, Wildlife Tourism and Conservation: Three Case Studies by Clem Tisdell and Clevo Wilson, November 2004.
113. What role does knowledge of wildlife play in providing support for species' conservation by Clevo Wilson and Clem Tisdell, December 2004.