



RELATIONSHIP BETWEEN OBJECTIVE AND SUBJECTIVE INDICATORS IN URBAN SOUNDSCAPE ANALYSIS. THE CASE OF CÓRDOBA - ARGENTINA

Arturo Maristany; Manuel Recuero López

Centro de Investigaciones Acústicas y Luminotécnicas (CIAL), Universidad Nacional de Córdoba - Argentina; Grupo de Investigación en Instrumentación y Acústica Aplicada (I2A2), Universidad Politécnica de Madrid.

artmar@faudi.unc.edu.ar; manuel.recuero@upm.es

Abstract

This paper presents the main results of a comparative evaluation of some acoustical parameters with the user's perception of urban sounds. The study was carried out in three open spaces integrated with different environmental characteristics but similar objective conditions of urban noise. The subjective evaluation was done by means of a survey simultaneously with the objective measurements. The results of the crossed analysis confirmed that in environments with similar noise levels not always exists direct correlation between the objective indicators and the acoustic comfort of the people. To predict the acoustical quality of the soundscape it is necessary to consider aspects such as the background noise and the perception of natural or technological sounds as complements of the general sound level.

Keywords: Soundscape; urban open space; sound perception

1 Introduction

With the aim of assessing the soundscape of an urban area it is necessary to make a special identification and classification of noise sources that negatively or positively affect the acoustic environment. The sound sources are analyzed not only from a physical standpoint, by means of acoustic indicators, but also through semantic indicators, looking for the effects the sound has on people in general and specific users. This analysis is usually performed through a simultaneous study based on the application of opinion polls on the site, together with the execution of objective measurements. When a pleasant sound such as music or the sound of water dominates the soundscape of an urban public open space, the relation between the evaluation of acoustic comfort and noise level is poorer in relation to other sources of noise such as traffic or the sound of construction works [1]. That is to say, the

introduction of a pleasant sound, especially as a masking sound, could significantly improve the acoustic comfort, even when noise level is somewhat high.

Human perception in terms of noise, in contrast to a physical instrument such as a sound level meter, is not absolute and is based mainly on the effects of sounds in the context of the relation between sources that emit noise and people who are exposed to it [2]. Several studies are following this line of research in recent years, aimed at articulating the objective measurements of urban noise with acoustic comfort criteria of the studied outer urban areas. Most are based on a comparative study between measured objective acoustic parameters and simultaneous surveys on the reaction of users of the analyzed outdoor spaces [3] [1] [4].

2 Methodology

2.1 Definition of Analyzed Spaces

The selected group is the open space system located in the central area of the City of Cordoba - Argentina, consisting of Paseo Sobremonte, Plaza Italia and the Plaza de la Intendencia (Figure 1).

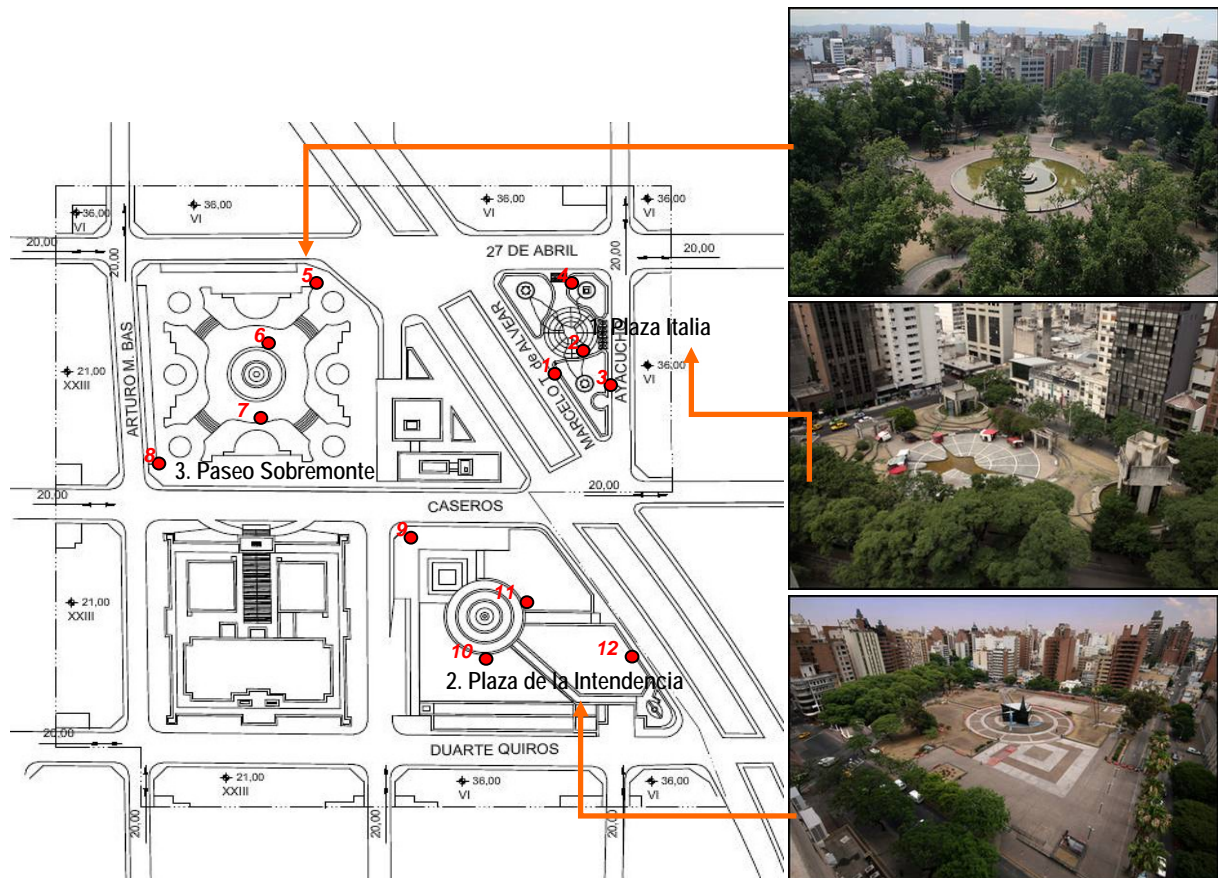


Figure 1 - Group of urban areas analyzed

The three spaces, with different settings, are located around the city hall and court building, acting as a framework for institutional buildings and as recreational spaces of various kinds. For the analysis the choice of the urban area was determined based on the following criteria:

identical bounding conditions, different spatial configuration, different appropriation and constituent urban elements. The objective is an area of analysis that allows, by comparing different scenarios with similar conditions, to draw conclusions in relation to the quality and characteristics of the soundscape.

2.2 Subjective Soundscape Assessment

Various works implement field surveys to determine the comfort level of users of the analyzed outdoor spaces. Questionnaires based on open and closed questions are directed to general sociological and individual aspects in relation to the physical space to be assessed, and the characterization of its soundscape. The questionnaire applied in the context of this work has taken as a general reference the one developed in an european project [5]. It contains a structure with initial questions intended to characterize the user's sociological profile, then the overall assessment of the landscape of analyzed urban space and finally the characterization of sound sources and the degree of discomfort. Following the criteria established in similar works, the application of semantic scales of a maximum of five categories was adopted for the characterization [3] [6].

The proposed survey model was applied to the three outer urban areas selected for the study. The polls were conducted, simultaneously with the objective acoustic measurements, to groups of people selected at random. Surveys were conducted in two different types of days with respect to sector activity, affluence and traffic flow.

The first two questions in the questionnaire refer to the user's frequency and reasons for attending the urban space and the time they spend there. Question 3 deals with the general environmental aspects of the urban space analyzed, under a semantic weighting scale of five entries: "very good," "good," "fair," "bad" and "very bad". Figure 2 summarizes the overall result achieved.

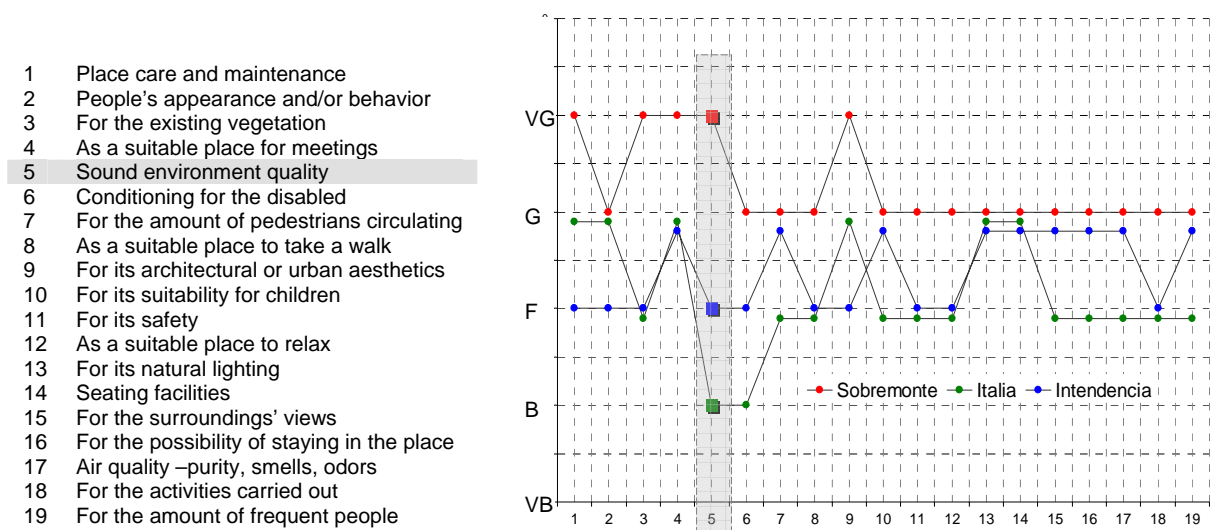


Figure 2 - Graphical Summary of response to environmental conditions in the sector

The question referring to sound sources finds out the level of perception in a scale from "not heard", "rarely heard", "sometimes heard", "frequently heard" and "completely prevailing", and the level of pleasure or discomfort under the scale: "Pleasant", "indistinct", "Unpleasant", "annoying" and "irritating". The sounds are divided into three categories: those produced directly by people, natural and technological [6] [7].

Table 1 – Human, natural and technological sounds

Human Sounds	Natural Sounds	Technological Sounds
<ul style="list-style-type: none"> • Pedestrians' talks • Pedestrians' steps • Children's games • Street music • Music from the stores around 	<ul style="list-style-type: none"> • Dogs barking • Birds singing • Water • Insects' sounds 	<ul style="list-style-type: none"> • General traffic • Mopeds and motorbikes • Trains • Airplanes • Public transport • Building construction • Pedestrian crossing • Music from cars • Car parkings

The charts in Figures 3 and 4 show a graphic summary of results in relation to degrees of presence and discomfort of various sources of noise potentially present in the area. The bars indicate the level of presence -its reading on the left scale, and the dots indicate the level of annoyance -its reading on the right scale.

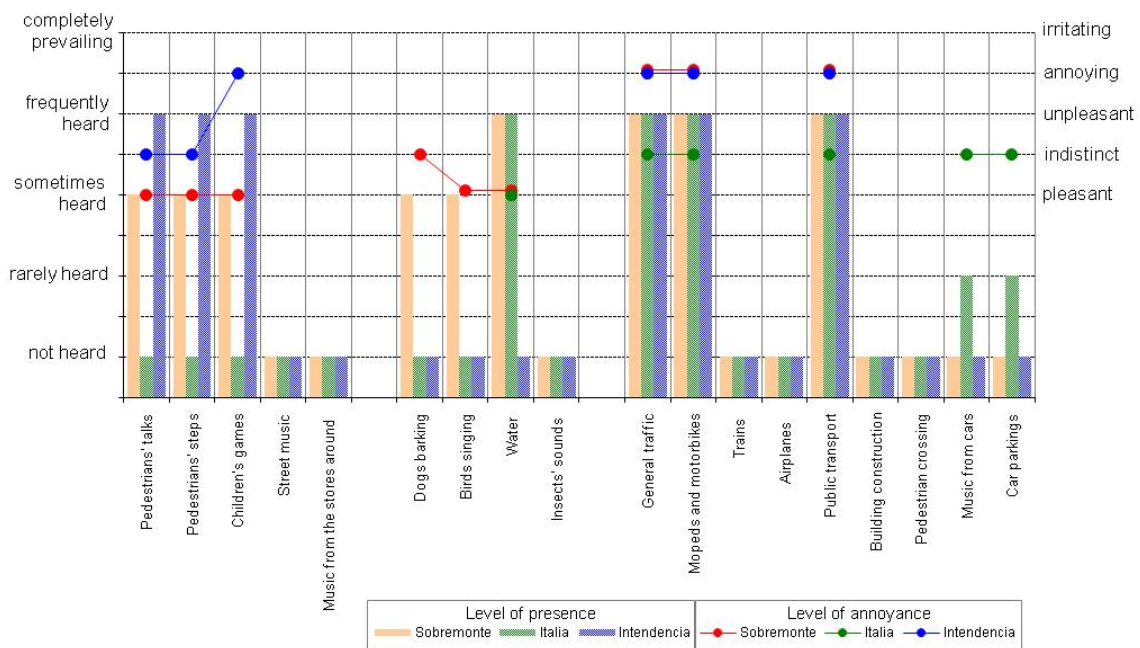


Figure 3 - Comparative Summary of presence and discomfort levels on weekdays

It is pointed out from the analysis of the graphs that traffic in its various forms: general, motorcycles and public transport are the main affecting sources, considered to be "frequently heard" in the three spaces. The situation remains on weekdays as well as on the weekend and is generally considered as annoying or irritating.

The presence of water as a source of sound appears in both Paseo Sobremonte and Plaza Italia; in both cases the level of perception is "frequently heard" with an affecting level as "pleasant". The level of presence of birds sounds on weekdays is only "sometimes heard" in Paseo Sobremonte, increasing their perception to "frequently heard" on the weekend and "rarely heard" in Plaza Italia. The presence of water in both spaces is clearly dominant with a very good level of acceptance, being this one the only natural sound that remains the whole week. The rest of natural sounds, the ones with a higher degree of acceptance among

people, start to appear on the weekends when the influence of other sound sources decreases.

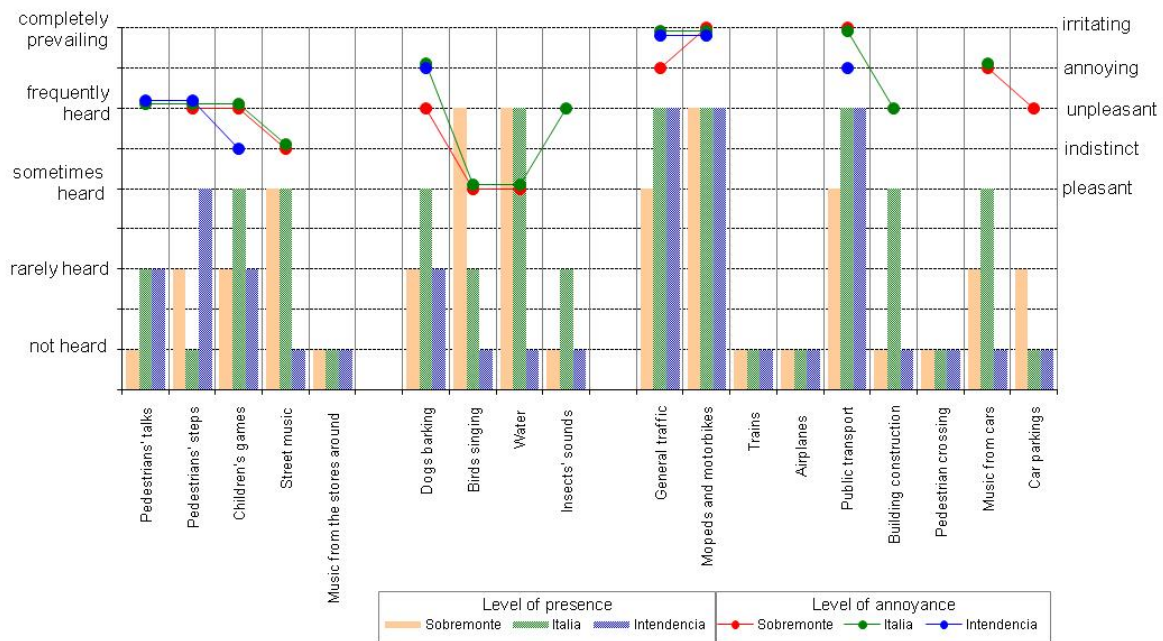


Figure 4 - Comparative summary of presence and discomfort levels on the weekend

Pedestrians' talks and steps and children's games have a significant presence during business days in Paseo Sobremonte and Plaza de la Intendencia. Out of the comparison of both places it is highlighted that these sounds are "sometimes heard" in Paseo Sobremonte and are considered pleasant, whereas in Plaza de la Intendencia they are "frequently heard" and are considered "not pleasant" to "annoying". This situation suggests that for the same type of sound there is a limit on the level of presence over which the same sound which may be pleasant becomes annoying. The noise of natural origin is always accepted as pleasant, even when dominant; this situation does not occur in the case of noise produced by people.

2.3 Soundscape Objective Analysis

For the purpose of an objective assessment of the studied area statistical measurements were carried out in the inner areas of the tested spaces and on their perimeters, coinciding with vehicular traffic routes. The measured parameters were L_{Aeq} , L_N ($N = 1, 5, 10, 50, 90, 95, 99$) and L_{Zeq} in one-third octave bands from 12.5 Hz to 20KHz. Measurements were carried out using a type 2250 Brüel & Kjaer sound level meter, equipped with BZ 7223 frequency analysis software.

The amount and location of the measurement points, located in Figure 1, were determined with the criterion of relieving the general behavior of the area: border situations of every analyzed areas, and the specific behavior of each space: center of squares, simultaneously with the subjective survey through opinion polls. The times measured were the busiest. Two measurements were performed for each of the points defined: business days and weekends. Figure 5 shows the results of three distinctive points out of the twelve measured.

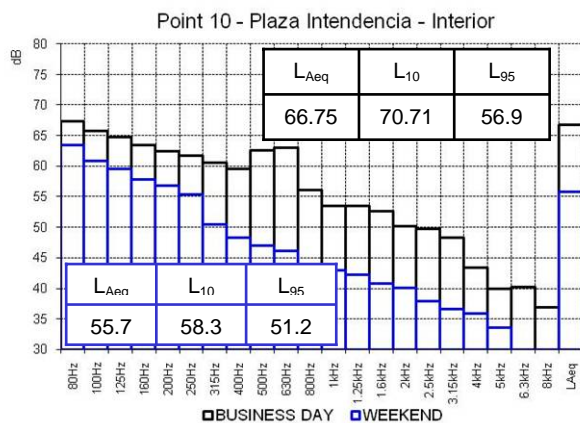
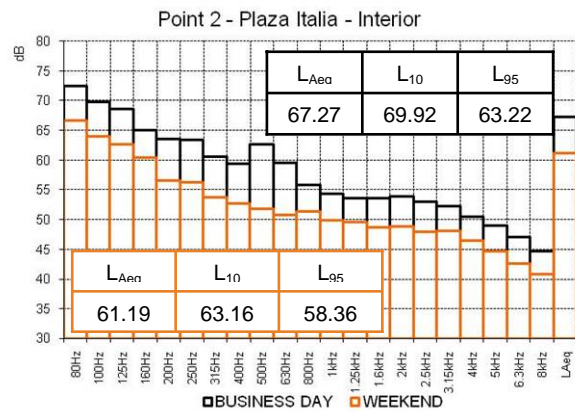
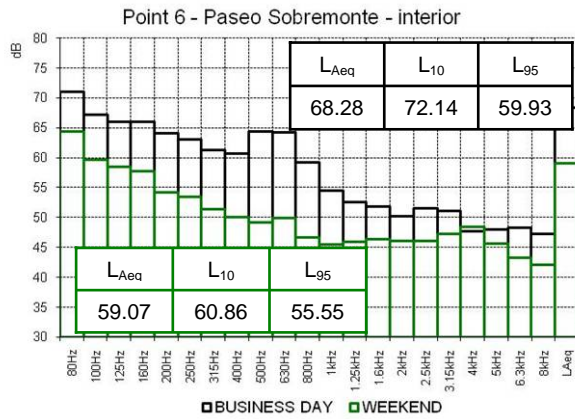


Figure 5 - Results of inner measurement points

The resulting spectrum of the measurements on weekdays shows a progressive increase of the energy towards low frequencies, typical of traffic noise, dominant source during weekdays and which characterizes the spectral distribution of all the analyzed points regardless of their location. In Paseo Sobremonte during the weekend the relative content in mid and high frequencies produced by the water movement increases. In Plaza de la Intendencia the spectrum shape is kept at a lower level highlighting the absence of specific sources of noise. The CoG spectral center of gravity was calculated for each spectrum, which is deemed as appropriate to characterize the spectral content of the analyzed sound.

2.4 Relation between Subjective and Objective Indicators

Graphs of Figures 5 through 7 compare the results of subjective analysis of each area with objective parameters derived from the measurements performed. The chart on the right

shows L_{10} and L_{95} statistical levels, L_{Aeq} equivalent continuous noise level and CoG spectral center of gravity.

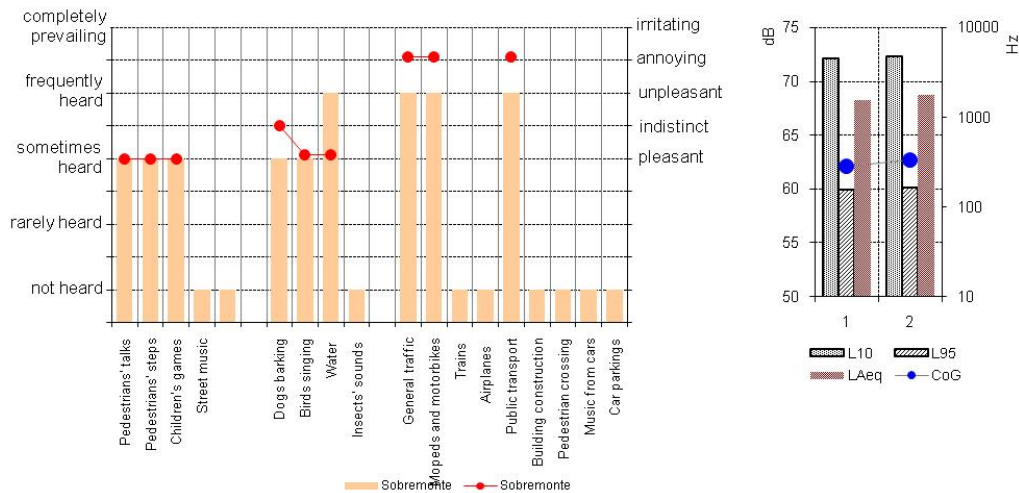


Figure 5 - Subjective and objective indicators - Paseo Sobremonte - Weekdays

In Paseo Sobremonte the presence of water together with birds singing are the prevailing and most accepted natural sounds. Although transport noise has a lower level of perception on the weekend, its level of acceptance decreases, and is then qualified as irritating. The reverse situation is also displayed on the sounds produced by the presence of people: for lesser presence the acceptance level is lower. Apparently as the sound quality in the space increases the demand of users is higher. This may also be due to the difference in the type of user during the weekend in relation to the users on weekdays.

Obviously the reduction in objective noise levels during the weekend is directly related to the decrease in traffic flow in the sector. The decrease in traffic noise levels allows the appearance of masked sounds, especially natural ones, changing the users' acoustic perception of the sector. The relation "figure - background" in the noise situation changes.

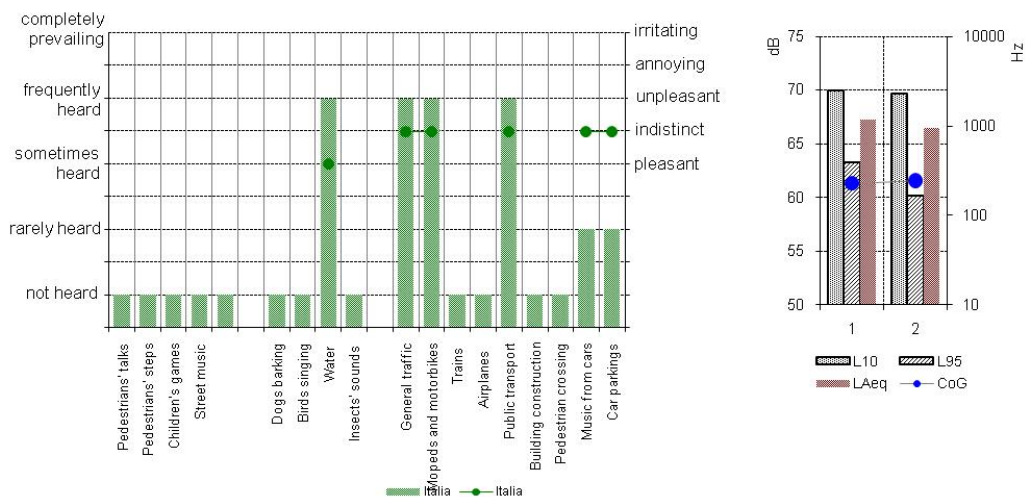


Figure 6 - Subjective and objective indicators - Plaza Italia – Weekdays.

The background now consists of more pleasant sounds and therefore the demand in relation to particular and specific sounds is greater. Even so the CoG value keeps on moving towards

low frequencies due to the influence of traffic noise. The traffic noise disturbance seems, in this situation, independent of its noise level, being more concerned with overall quality of the sound environment expected by the user at the time of the analysis. Levels during the weekend decrease in more than 10 dB; however, they are more irritating (or less pleasant). In Plaza Italia during weekdays, despite the strong presence of water as a sound source in the center of the square, traffic noise appears to be highly dominant and annoying. Even on weekends, when the noise level decreases and allows the appearance of masked sounds. Only the presence of water can be considered as pleasant in this space. A minimal occurrence of sounds produced by people on weekends reaches levels of acceptance from not pleasant to unpleasant. Again, the influence of external factors is evident, independently of objective levels of noise, which influence or control the level of pleasure or discomfort that sound conditions in the site have for people.

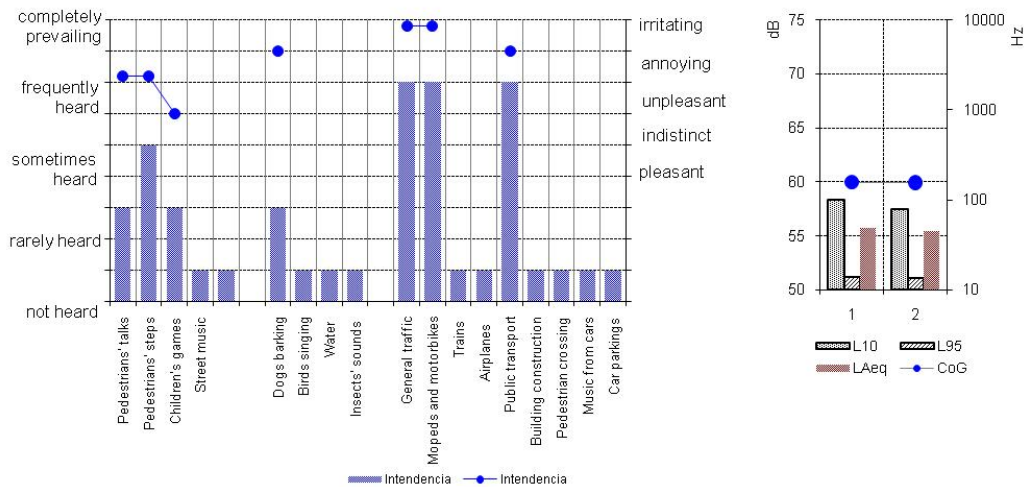


Figure 7 - Subjective and objective indicators – Plaza de la Intendencia – Weekends.

In Plaza de la Intendencia the acoustical characteristics are well defined: strong presence of traffic noise during the whole week and important and almost exclusive influence of sounds produced by people. Sounds of natural origin are almost nonexistent. The situation is generally regarded as not pleasant or unpleasant in relation to noise from people and as annoying to very irritating in relation to traffic noise. It is pointed out that it is the area where there is a greater decrease in noise levels towards the weekend; however, the overall subjective appreciation regarding the acoustic environment is still "regular". It is the only environment where there is a shift in the CoG, towards low frequencies during the weekend, the cause may have its origin in that, despite having lower noise levels on the weekend, there is almost a preponderance of traffic noise; during weekdays there is also a significant presence of people.

The highest general subjective score in relation to the sound environment corresponds to Paseo Sobremonte, considered as "very good" during weekdays and "good" over the weekend, Plaza Italia is considered as "bad" and "regular" and Plaza de la Intendencia as "regular".

3 Conclusions

The reasons for the overall rating not only depend on the objective sound pressure levels present in the place. Paseo Sobremonte has similar or higher levels than the other two areas

studied; it is noteworthy that since the three areas form an integrated area, they are affected by the same type of vehicular traffic. The causes are therefore in the type of sound source, the figure-background relation of these sources, the urban shaping of the space and mainly general environmental conditions, such as the presence of vegetation and water among other factors. The positive influence of natural sounds is reflected in the sharp subjective distinction between Plaza de la Intendencia, where there is a total absence of natural sounds, and Paseo Sobremonte, where the presence of water and birdsinging definitely characterize the place.

In this analysis it is noted that the equivalent continuous sound level cannot be the only objective parameter to characterize the soundscape of outdoor spaces. The tight correlation between L_{Ceq}-L_{Aeq} level and CoG spectral center of gravity suggests that the latter may be a good parameter so as to incorporate elements of objective evaluation of the spectral behavior.

Consistent with other works analyzed [1] and [3], it is evident that the sound levels and the spectral characteristics of background noise are critical in the subjective evaluation of public urban spaces. The sound source character is more influential than the general noise level.

The increased discomfort, or displeasure, though not directly related to noise levels, from a certain point and regardless of the source type, the subjective assessment begins to relate to the objective survey. For Yang the limit at which the user will perceive the environment as annoying, whatever the sound source and the type of space or activity, it is placed at levels equal to or above 65 - 70 dBA. In the cases analyzed these values are exceeded in a few circumstances and mainly on vehicular traffic routes. In this situation it seems desirable to distinguish between discomfort and displeasure, considering the level of annoyance for noise situations higher than 65-70 dBA directly related to the objective noise levels, and the level of discomfort for noisy situations below 65-70 dBA where other acoustic as well as environmental aspects come into action.

References

- [1] Yang, W.; Kang, J. Acoustic comfort evaluation in urban open public spaces, *Applied Acoustics*, vol 66, 2005, pp 211-229.
- [2] Raimbault, M.; Dubois, D. Urban soundscapes: Experiences and knowledge, *Cities*, Vol 22 (5), 2005, pp 339–350.
- [3] Raimbault, M.; Lavandier, C.; Berengier, M. Ambient sound assessment of urban environments: field studies in two French cities, *Applied Acoustics*, vol 64, 2003, pp. 1241–1256.
- [4] De Coensel, Bert; Botteldooren, Dick. The Quiet Rural Soundscape and How to Characterize it, *Acta Acustica United with Acustica*, Vol. 92, 2006, pp. 887 – 897.
- [5] Semidor, C.; Barlet, A.; Chartier, F. Soundscape approach as a tool for urban design. Second part: Frequentation, use and sound environment perception in four cities in Europe: Barcelona, Bristol, Brussels and Genoa, *European Commission DG Research*. 2007.
- [6] Nilsson, M.; Botteldooren, D.; De Coensel, B. Acoustic indicators of soundscape quality and noise annoyance in outdoor urban areas. *19th International Congress on Acoustics*, Madrid, Spain, september 2007.
- [7] Zhang, M.; Kang, J. Towards the evaluation, description, and creation of soundscapes in urban open spaces. *Environment and Planning*, vol 34, 2007, pp 68 - 86