

ANALYSIS OF FACTORS AFFECTING EMPLOYEES SATISFACTION IN PT. WANGSA JATRA LESTARI

THESIS

Submitted as Partial Fulfillment of the Requirement
for Getting Master of Management Graduate Program
Magister of Management



MOHAMED ALFITOURI MAS'UD

P 100 130 043

**MASTER OF MAGISTER MANAGEMENT
MUHAMMADIYAH UNIVERSITY OF SURAKARTA**

2015

APPROVAL

**ANALYSIS OF FACTORS AFFECTING EMPLOYEES
SATISFACTION IN PT. WANGSA JATRA LESTARI**


Prepared and Compiled By:

MOHAMED ALFITOURI MAS'UD

P 100 130 043


Approved and Enacted by the Supervisor I and Supervisor II
Maintained front of the Board of Examiners for Thesis
Magister Management
Muhammadiyah University of Surakarta

Supervisor I



Drs. M. Farid Wajdi, M.M., Ph.D

Supervisor II



Drs. Anton Agus Setiawan

NOTE OF SUPERVISOR

Drs. M. Farid Wajdi, M.M Ph.D
Lecturer Graduate Program
Muhammadiyah University of Surakarta

Office Note
Subject: Thesis of MOHAMED ALFITOURI MAS'UD

Dear,
**Chairman of the Magister Management
Muhammadiyah University of Surakarta**

Assalamualaikum Warahmatullahi Wabarakatuh

After reading, researching, reviewing, correcting and make repairs as needed to your thesis:


Name : MOHAMED ALFITOURI MAS'UD
NIM : P 100 130 043
Program : Magister Management
Title : ANALYSIS OF FACTORS AFFECTING EMPLOYEES
SATISFACTION IN PT. WANGSA JATRA LESTARI

With this we assess the thesis can be approved for a thesis submitted in the trial exam on Masters of Magister Management Muhammadiyah University of Surakarta.

Wasalamualaikum Warahmatullahi Wabarakatuh

Surakarta, 6th April 2015

Supervisor I,



Drs. M. Farid Wajdi, M.M Ph.D

NOTE OF SUPERVISOR

Drs. Anton Agus Setiawan
Lecturer Master Program
Muhammadiyah University of Surakarta

Office Note
Subject: Thesis of MOHAMED ALFITOURI MAS'UD

Dear,
**Chairman of the Magister Management
Muhammadiyah University of Surakarta**

Assalamualaikum Warahmatullahi Wabarakatuh

After reading, researching, reviewing, correcting and make repairs as needed to your thesis:


Name : MOHAMED ALFITOURI MAS'UD
NIM : P 100 130 043
Program : Magister Management
Title : ANALYSIS OF FACTORS AFFECTING EMPLOYEES
SATISFACTION IN PT. WANGSA JATRA LESTARI

With this we assess the thesis can be approved for a thesis submitted in the trial exam on Masters of Magister Management Muhammadiyah University of Surakarta.

Wasalamualaikum Warahmatullahi Wabarakatuh

Surakarta, 6th April 2015

Supervisor II,



Drs. Anton Agus Setiawan

**TESIS BERJUDUL
ANALYSIS OF FACTORS AFFECTING EMPLOYEES
SATISFACTION IN PT WANGSA JATRA LESTARI**

yang dipersiapkan dan disusun oleh

Mohammed Al Fitouri M

telah dipertahankan di depan Dewan Penguji

pada tanggal 5 Mei 2015

dan dinyatakan telah memenuhi syarat untuk diterima

SUSUNAN DEWAN PENGUJI

Pembimbing Utama




Drs. M. Farid Wajdi, M.M., Ph.D.

Anggota Dewan Penguji Lain


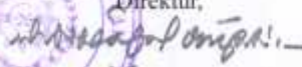

Prof. Dr. M. Wahyuddin, M.S.

Pembimbing Pendamping I


Dr. Anton Agus Setiawan

Pembimbing Pendamping II

Surakarta, 28 Mei 2015


Universitas Muhammadiyah Surakarta
Sekolah Pascasarjana
Direktur,

Prof. Dr. Khudzaifah Dimiyati

THESIS STATEMENT OF AUTHENTICITY

The writer, the following:

Name : MOHAMED ALFITOURI MAS'UD
NIM : P 100 130 043
Program : Magister Management
Concentration : Magister Management
Judul : ANALYSIS OF FACTORS AFFECTING EMPLOYEES
SATISFACTION IN PT. WANGSA JATRA LESTARI

Stating the fact that I submit this thesis is really a result of my own work, except for quotations and summaries that I have explained the source. If in the future this thesis is the result of plagiarism, the title given by the Muhammadiyah University of Surakarta canceled I received.

Surakarta, 6th April 2015
Who makes a statement,

MOHAMED ALFITOURI MAS'UD
P 100 130 043



MOTTO

“Live every day to the fullest – in moderation”
Lindsay Lohan

“Do not your personal abject falsehood because he pearls yourself
invaluable”
Anonim

“A friend is a source of happiness when our unhappy”
Anonim

“Do my best, so I will not blame you for what I do”
The writer

DEDICATION

Each of the ideas contained in this paper sheets are part of Allah SWT guidance to the author and to the lord of the Prophet Muhammad. The writer dedicate this paper to:

1. Beloved father and mother as well as my extended family, thank you for your compassion and sacrifice.
2. Friends who have always encourage me, so the writer can complete the study so far.
3. People who will read this paper.

ACKNOWLEDGEMENT

بِسْمِ اللَّهِ الرَّحْمَنِ الرَّحِيمِ

Assalamualaikum Warahmatullahi Wabarakatuh

Alhamdulillahirrabilalamin, Praise be to Allah SWT, the Lord of Universe, for blessing and guiding the research paper as a partial fulfillment of the requirement for getting Master of Management Graduate Program Magister Management, Muhammadiyah University of Surakarta.

The researcher is fully aware that people's help and guidance. Therefore, in this opportunity, she would like to express her gratitude and appreciation to:

1. Prof. Dr. Khudzaifah Dimiyati, SH, M. Hum, as the Director of the Graduate Program of University of Muhammadiyah Surakarta.
2. Drs. M. Farid Wajdi, M.M Ph.D as a supervisor had of Magister Managemen and also as a lecturer Graduate University of Muhammadiyah Surakarta who has provided guidance and input with full sincerity to spend time in charting the preparation of this thesis.
3. Drs. Ahmad Mardalis, MBA, my second supervisor as well as a lecturer and Graduate University of Muhammadiyah Surakarta which has provided knowledge, guidance and feedback to me in the preparation of this thesis.
4. To all leaders and employees of the Graduate library and the central library of University Muhammadiyah of Surakarta who helped provide the opportunity and preparation of the references in this thesis.

5. A big thank you I do not forget to give to my beloved parents who have provided support, prayers, and give motivation to complete this study.
6. For my friends who give me support and encouragement to complete this thesis, thank you very much.
7. Of course in introductory sheet is not enough this time I mention one by one, but for services and help all those I say thank you.

The writer realizes that this research paper is far from being perfect because of her limited capability. Thus, revision, suggestion, and criticism are welcomed for the perfection of this work. The writer wishes this research paper would be useful and helpful to readers.

Wasalamualaikum Warahmatullahi Wabarakatuh

Surakarta, 6th April 2015
Writer,

MOHAMED ALFITOURI MAS'UD
P 100 130 043

ABSTRACT

ANALYSIS OF FACTORS AFFECTING EMPLOYEES SATISFACTION IN PT. WANGSA JATRA LESTARI

The purpose of this study are: 1) To determine there is relationship or not of working environment with satisfaction of employees; 2) To determine there is relationship or not of pay & promotion with satisfaction of employees; 3) To determine there is relationship or not of job security with satisfaction of employees; 4) To determine there is relationship or not of co-workers with satisfaction of employees; 5) To determine there is relationship or not of supervisor with satisfaction of employees; and 6) To determine there is relationship or not of level of fairness with satisfaction of employees. This research is quantitative, by taking samples at PT. Wangsa Jatra Lestari. The study population and sample as many as 181 employees were taken by 150 employees. The technique of collecting data using questionnaires. The data analysis technique used is multiple linear regression analysis. The results obtained showed that: 1) There exists a positive relationship between working environment and satisfaction of employee; 2) Pay and promotion enhances job satisfaction of employee; 3) Increased job security has a positive impact on job satisfaction of employees; 4) A positive correlation exists between relationship with co-workers & job satisfaction; 5) Supervisor's supports increase the job satisfaction of employees; and 6) Increased level of fairness has a significant impact on job satisfaction.

Keywords: Working Environment, Pay & Promotion, Job Security, Relationships with Co-Workers, Relationship with Supervisor, and the Level of Fairness.

TABLE OF CONTENTS

TITLE	i
APPROVAL	ii
NOTE OF SUPERVISOR	iii
ENDORSEMENT	v
THESIS STATEMENT OF AUTHENTICITY	vi
MOTTO	vii
DEDICATION	viii
ACKNOWLEDGEMENT	ix
ABSTRACT	xi
TABLE OF CONTENT	xii
TABLE OF APPENDIXES	xviii
TABLE	xix
TABLE OF FIGURE	xx
CHAPTER I INTRODUCTION	
A. Background of the Study	1
B. Limitation of Problems	2
C. Problem Statements	2
D. Objective of the Research	3
E. Benefit of the Research	4
CHAPTER II THEORETICAL	
A. Dependent Variable (Employees Satisfaction)	5

1. Definition of Employee	5
2. Definition of Satisfaction	5
3. Definition of Employee Satisfaction	6
4. Employee Satisfaction Factors	7
5. Measurements of Employee Satisfaction	8
B. Independent Variables (Factors)	9
1. Working Environment	10
2. Pay and Promotion	10
3. Job Security	11
4. Relationship with Co-workers	12
5. Relationship with Supervisor	12
6. Level of Fairness	13
C. Previous Research	14
D. Conceptual Framework	15
E. Hypothesis	16

CHAPTER III RESEARCH METHOD

A. Type And Design of Research	18
1. Typeof Research	18
2. Design of Research	18
B. Location and Object of Research	18
C. Population and Sample	19
1. Population	19
2. Sample	19

3. Sampling Technique	20
D. Research Variables and Definition Operational of Variables	21
1. Research Variables	21
2. Definition Operational Variable	21
E. Technical Analysis Data	22
1. Test of Instrument Data	22
a. Validity test	22
b. Reliability test	23
2. Classical Test Assumptions	23
a. Normality test	23
b. Heteroskedasticity test	24
c. Multicollinearity test	24
3. Multiple Linear Regression Analysis	25
a. t test	25
b. Coefficient of determination	26
c. Effective contribution X against Y	26

CHAPTER IV DATA ANALYSIS AND DISCUSSION

A. Test Instrument Data	27
1. Validity Test of Working Environment Questionnaire	27
2. Validity Test of Pay and Promotion Questionnaire	28
3. Validity Test of Job Security Questionnaire	29
4. Validity Test of Relationship with Co-Workers Questionnaire	29

5. Validity Test of Relationship with Supervisor	
Questionnaire	30
6. Validity Test of Level of Fairness Questionnaire	30
7. Validity Test of Employees Satisfaction Questionnaire ...	31
8. Reliability Test	31
B. Description of the Data	32
1. Working Environment	32
2. Pay and Promotion	33
3. Job Security	34
4. Relationship with Co-Workers	35
5. Relationship with Supervisor	36
6. Level of Fairness	37
7. Employees Satisfaction	38
C. Classical Test Assumptions	39
1. Normality Test	39
2. Heteroscedasticity Test	40
3. Multicollinearity Test	42
D. Data Analysis Techniques	42
1. Multiple Linear Regression Analysis	42
2. Coefficient Regression Testing In Individuals (t test)	
Working Environment Variable on Employees	
Satisfaction	43

3. Coefficient Regression Testing In Individuals (t test)	
Pay and Promotion Variables on Employees	
Satisfaction	45
4. Coefficient Regression Testing In Individuals (t test)	
Job Security Variable on Employees Satisfaction	46
5. Coefficient Regression Testing In Individuals (t test)	
Relationship with Co-Workers Variables on	
Employees Satisfaction	48
6. Coefficient Regression Testing In Individuals (t test)	
Relationship with Supervisor Variable on Employees	
Satisfaction	49
7. Coefficient Regression Testing In Individuals (t test)	
Level of Fairness Variables on Employees	
Satisfaction	51
8. Coefficient of Determination	52
9. Effective Contribution	53
E. Discussion of Data Analysis	53

CHAPTER V CONCLUSION AND SUGGESTION

A. Conclusion	59
B. Implication	59
1. The Theoretical Implications	60
2. The Practical Implication	60
C. Suggestion	62

1. For Management	62
2. For Employees	62
3. For Further Academics or Researchers	62

REFERENCES

APPENDIXES

TABLE OF APPENDIXES

Appendix 1 Research Questionnaire	66
Appendix 2 Score of Result Instrument Test	73
Appendix 3 Validity Test of Independent Variable	76
Appendix 4 Reliability Test of Independent Variable	82
Appendix 5 Validity Test of Dependent Variable	84
Appendix 6 Reliability Test of Dependent Variable	86
Appendix 7 Research Data	87
Appendix 8 Description of Data	105
Appendix 9 Normality Test	113
Appendix 10 Heteroscedasticity Test	114
Appendix 11 Multicollinearity Test	115
Appendix 12 Multiple Linear Regression Analysis (X_1 and X_2 with Y)	116
Appendix 13 Effective Contribution	118
Appendix 14 Table r Product Moment	126
Appendix 15 Table t	128

TABLE

Table 3.1 The Sampling Technique by Means of Random Sampling	20
Table 3.2 Operational Variable	21
Table 4.1 Summary of Validity Test of Working Environment Questionnaire	28
Table 4.2 Summary of Validity Test of Pay and Promotion Questionnaire	28
Table 4.3 Summary of Validity Test of Job Security Questionnaire	29
Table 4.4 Summary of Validity Test of Relationship with Co-Workers Questionnaire	29
Table 4.5 Summary of Validity Test of Relationship with Supervisor Questionnaire	30
Table 4.6 Summary of Validity Test of Level of Fairness Questionnaire	30
Table 4.7 Summary of Validity Test Questionnaire of Employee's Satisfaction	31
Table 4.8 Reliability Test Results	31
Table 4.9 Summary of Normality Test Results	40
Table 4.10 Summary of Heteroscedasticity Test Results	41
Table 4.11 Summary of Multicollinearity Test Results	42
Table 4.12 Summary of Multiple Linear Regression Test Results	43

TABLE OF FIGURE

Figure 2.1 Conceptual Framework	16
Figure 4.1 Frequency Distribution Graphs Working Environments at PT. Wangsa Jatra Lestari	33
Figure 4.2 Frequency Distribution Graphs Pay and Promotion at PT. Wangsa Jatra Lestari	34
Figure 4.3 Frequency Distribution Graphs Job Security at PT. Wangsa Jatra Lestari	35
Figure 4.4 Frequency Distribution Graphs Relationship with Co-Workers at PT. Wangsa Jatra Lestari	36
Figure 4.5 Frequency Distribution Graphs Relationship with Supervisor at PT. Wangsa Jatra Lestari	37
Figure 4.6 Frequency Distribution Graphs Level of Fairness at PT. Wangsa Jatra Lestari	38
Figure 4.7 Frequency Distribution Graphs Employees Satisfaction at PT. Wangsa Jatra Lestari	39
Figure 4.8 t Test Statistic Graph Working Environment Influence on Employees Satisfaction	45
Figure 4.9 t Test Statistic Graph Pay and Promotion Influence on Employees Satisfaction	46
Figure 4.10 t Test Statistic Graph Job Security Influence on Employees Satisfaction	48
Figure 4.11 t Test Statistic Graph Relationship with Co-Workers Influence on Employees Satisfaction	49
Figure 4.12 t Test Statistic Graph Relationship with Supervisor Influence on Employees Satisfaction	51
Figure 4.13 t Test Statistic Graph Level of Fairness Influence on Employees Satisfaction	52