

Learning Smooth Pattern Transformation Manifolds

Elif Vural and Pascal Frossard

Abstract—Manifold models provide low-dimensional representations that are useful for processing and analyzing data in a transformation-invariant way. In this paper, we study the problem of learning smooth pattern transformation manifolds from image sets that represent observations of geometrically transformed signals. In order to construct a manifold, we build a representative pattern whose transformations accurately fit various input images. We examine two objectives of the manifold building problem, namely, approximation and classification. For the approximation problem, we propose a greedy method that constructs a representative pattern by selecting analytic atoms from a continuous dictionary manifold. We present a DC optimization scheme that is applicable to a wide range of transformation and dictionary models, and demonstrate its application to transformation manifolds generated by the rotation, translation and anisotropic scaling of a reference pattern. Then, we generalize this approach to a setting with multiple transformation manifolds, where each manifold represents a different class of signals. We present an iterative multiple manifold building algorithm such that the classification accuracy is promoted in the learning of the representative patterns. Experimental results suggest that the proposed methods yield high accuracy in the approximation and classification of data compared to some reference methods, while the invariance to geometric transformations is achieved due to the transformation manifold model.

Index Terms—Manifold learning, pattern transformation manifolds, pattern classification, transformation-invariance, sparse approximations.

I. INTRODUCTION

THE representation of high-dimensional signal sets with signal manifolds has several benefits. Manifold models provide concise and low-dimensional representations that facilitate the treatment of signals. In the case of geometric transformation manifolds, the knowledge of the generating model provides a basis for the registration of signals. Moreover, in a setting where different signal classes are represented with different manifolds, the class label of a query signal can be estimated by comparing its distance to the candidate manifolds.

In this work, we focus on pattern transformation manifolds. A pattern transformation manifold (PTM) represents images that are generated from a reference pattern that undergoes a certain set of geometric transformations. For instance, the images obtained by the rotation and scaling of a reference pattern form a PTM. Given a set of visual data that are assumed to be geometrically transformed observations of a signal, we address the problem of constructing a PTM that represents the data accurately. We assume that the type of the transformations

that generate the input images, i.e., the transformation model, is known. However, we do not assume any prior alignment of the input images; i.e., the individual transformation parameters corresponding to the images are to be computed. Under these assumptions, our manifold computing problem is formulated as the construction of a representative pattern, together with the estimation of the transformation parameters approximating the input signals. We consider a PTM model that is generated by smooth geometric transformations. We propose to build the representative pattern as a linear combination of some parametric atoms, which are waveforms that are adapted to the local structures of signals [1]. The atoms are selected from a continuous dictionary manifold that is formed by the smooth geometric transformations of an analytic mother function. The utilization of smooth and parametric atoms in the pattern construction brings desirable properties such as the smoothness of the PTM, and a parametric approximation of the input data, which is useful for effective description of data information. We study the PTM building problem in two parts, where we respectively address approximation and classification applications.

In the data approximation part, we build on our previous work [2] and aim at obtaining an accurate transformation-invariant approximation of input images with the learned manifold. We iteratively construct a representative pattern by successive addition of atoms such that the total squared distance between the input images and the transformation manifold is minimized. The selection of an atom is then formulated as an optimization problem with respect to the parameters and the coefficient of the atom. We propose a two-stage solution for the atom selection, where we first estimate the parameters of a good atom and then improve this solution. In the first stage, we derive an approximation of the objective function (total squared distance) in a DC (Difference-of-Convex) form; i.e., in the form of a difference of two convex functions. We describe a procedure for computing this DC decomposition when a DC form of the geometrically transformed atom is known. The resulting DC approximation is minimized using a DC solver. Then, we refine the solution of the first stage with a gradient descent method where we approximate the manifold distance by the tangent distance in the objective function. Although our methodology in this paper is based on ideas very similar to those of [2], we generalize the setting to arbitrary transformation manifolds, dictionary models and mother functions. In the derivation of the DC decomposition of the objective function, we use some results from [3], which however targets a different problem that is the alignment of a query image with a reference pattern.

In the second part of our work, we extend this manifold building approach in order to explore transformation-invariant classification. We consider multiple sets of geo-

E. Vural and P. Frossard are with Ecole Polytechnique Fédérale de Lausanne (EPFL), Signal Processing Laboratory - LTS4, CH-1015 Lausanne, Switzerland. email: elif.vural@epfl.ch, pascal.frossard@epfl.ch.

This work has been partly funded by the Swiss National Science Foundation under Grant 200020_132772.

metrically transformed observations, where each set consists of a different class of images. We study the problem of constructing multiple PTMs such that each PTM represents one image class, and the images can be accurately classified with respect to their distances to the constructed PTMs. We propose an iterative method that jointly selects atoms for the representative patterns of all classes. We define an objective function that is a weighted combination of a classification and a data approximation error term. Then, we select atoms by minimizing a two-stage approximation of the objective function as in the first part. Experimental results indicate that the approaches proposed for single and multiple manifold computation perform well in transformation-invariant approximation and classification applications in comparison with baseline methods.

The rest of the paper is organized as follows. In Section II we give a review of related work. In Section III, we discuss the manifold computation problem for transformation-invariant approximation of image signals. Then, in Section IV, we present an extension of the proposed scheme for transformation-invariant classification. We discuss the complexity of the proposed methods in Section V. Finally, we conclude in Section VI.

II. RELATED WORK

Our study is linked to two main topics; manifold learning and sparse signal representations. Firstly, our PTM building approach can be seen as a special instance of manifold learning with prior information on the data model. Manifold learning refers to the recovery of low-dimensional structures in high-dimensional data. Many methods have recently been proposed in this field. The ISOMAP algorithm [4] computes a global parameterization of data based on the preservation of geodesic distances, while the LLE algorithm [5] maps the data to a lower-dimensional domain using its locally linear structure. The Hessian Eigenmaps [6] algorithm has achieved some improvements on LLE, as it also involves some higher-order geometric characteristics of the data. However, such approaches have the following three main shortcomings. First, they compute a parameterization for the initially available data, and their generalization for the parameterization of additional data is not straightforward. A method has been proposed in [7] that provides out-of-sample extensions for some common manifold learning algorithms. The authors interpret these algorithms as learning the eigenvectors of a data-dependent kernel, and then generalize the eigenvectors to the continuous domain in order to compute eigenfunctions. Second, the aforementioned methods lack the means for synthesizing new samples that conform to the same manifold model. This observation is one of the motivations of the method presented in [8], which computes a smooth tangent field with the use of analytic functions and thus yields a smooth manifold structure that makes the generation of novel points possible. Also, in [9] a method is proposed for synthesizing new images based on the LLE algorithm. Third, most of the methods that do not allow the synthesis of new data do not have immediate generalizations for classification applications. An

exception is the work presented in [10]. The authors propose the SLLE algorithm, where LLE is modified such that the discrimination between different class samples is encouraged in the computation of the data embedding.

All of the methods mentioned above are generic methods that make no assumption on the type of the manifold underlying the observed data. If they are applied on a data set sampled from a transformation manifold, the embedding computed with these generic methods does not necessarily reflect the real transformation parameters. Our learning algorithm differs from these methods essentially in the fact that it uses the information about the model generating the data, employs it for learning an accurate representation, and also computes the exact transformation parameter vectors. Since the manifold is constructed in a parametric form, the mapping between the parameter domain and the high-dimensional signal domain is perfectly known. Thus, one can generate new samples on the manifold and compute the parametrizations of initially unavailable data simply by finding their projections on the manifold. This also permits the estimation of the distance between a test image and the computed manifolds. Consequently, it is possible to assign class labels to test images in a transformation-invariant way by comparing their distances to the computed class-representative manifolds. Finally, as demonstrated by some of our experiments, the incorporation of the model knowledge into the manifold learning procedure brings important advantages such as robustness to data noise and sparse sampling of data, in comparison with generic methods based on local linearity assumptions.

The method proposed in [11] is related to our work in the sense that it computes a simultaneous alignment of a set of images that have undergone transformations, where the application of the method to classification problems is also demonstrated. However, their technique is essentially different from ours as it is based on the idea of ‘‘congealing’’ via the minimization of entropy in the corresponding pixels of aligned images. Next, our paper uses the idea of learning by fitting a parametric model to the data. It is possible to find several other examples of this kind of approach in the literature. For example, the article [12] is a survey on locally weighted learning, where regression methods for computing linear and nonlinear parametric models are discussed. The efficient computation of locally weighted polynomial regression is the focus of [13]. Meanwhile, the method in [14] applies locally weighted regression techniques to the appearance-based pose estimation problem. Then, we remark the following about the relation between this work and the field of sparse signal approximations. Since we achieve a greedy construction of representative patterns, our method bears some resemblance to sparse approximation algorithms such as Matching Pursuit (MP) [1] or Simultaneous Orthogonal Matching Pursuit (SOMP) [15]. There are also common points between our method and the Supervised Atom Selection (SAS) algorithm proposed in [16], which is a classification-driven sparse approximation method. SAS selects a subset of atoms from a discrete dictionary by minimizing a cost function involving a class separability term and an approximation term. However, the main contributions of this work in comparison with such algorithms lie in

the following. Firstly, we achieve a transformation-invariant approximation of signals due to the transformation manifold model. Furthermore, we employ an optimization procedure for computing the atom parameters that provide an accurate approximation (or classification) of signals. This corresponds to learning atoms from a dictionary manifold, whereas methods such as MP and SOMP pick atoms from a predefined discrete dictionary. This also suggests that it is possible to find connections between our work and transformation-invariant dictionary learning, where a sparse representation of signals is sought not only in terms of the original atoms but also in their geometrically transformed versions. So far, transformation-invariance in sparse approximations has been mostly studied for shift-invariance as in [17] and [18], and for scale-invariance as in [19], [20]. The work presented in [21] also achieves shift-invariance in the sparse decomposition via a continuous basis pursuit. Our new PTM learning method involves the formation of atoms that ensure invariance to a relatively wide range of geometric transformations in comparison with the above works. Our study may thus provide some insight into transformation-invariance in sparse approximations as well.

III. COMPUTATION OF PTMS FOR SIGNAL APPROXIMATION

A. Problem Formulation

The PTM computation problem can be briefly explained as follows. Given a set of observations $\{u_i\}$, we would like to compute a pattern p such that its transformation manifold $\mathcal{M}(p)$ (the set of geometrically transformed versions of p) fits the observations $\{u_i\}$. Therefore, we look for a pattern p such that the total distance between $\mathcal{M}(p)$ and $\{u_i\}$ is minimized, which is illustrated in Figure 1. Now we define the problem formally.

Let $p \in L^2(\mathbb{R}^2)$ be a visual pattern, where $L^2(\mathbb{R}^2)$ denotes the set of square-integrable functions on \mathbb{R}^2 . Let $\Lambda \subset \mathbb{R}^d$ be a closed parameter domain, and $\lambda \in \Lambda$ be a parameter vector. We define $A_\lambda(p) \in L^2(\mathbb{R}^2)$ as the pattern that is generated by applying the geometric transformation specified by λ to p . For instance, if $\lambda = (t_x, t_y)$ represents a 2-D translation, then $A_\lambda(p)$ corresponds to a translated version of p by (t_x, t_y) . The relation between the two patterns is expressed as $A_\lambda(p)(x, y) = p(x', y')$, where the two pairs of coordinate variables are related as $(x', y') = a(\lambda, x, y)$. We assume that a is a smooth (C^∞) function. Also, defining $a_\lambda(x, y) := a(\lambda, x, y)$ for a fixed $\lambda \in \Lambda$, we assume that $a_\lambda : \mathbb{R}^2 \rightarrow \mathbb{R}^2$ is a bijection. Then, we define the transformation manifold of p as^{1,2}

$$\mathcal{M}(p) = \{U_\lambda(p) : \lambda \in \Lambda\} \subset \mathbb{R}^n, \quad (1)$$

¹ $\mathcal{M}(p)$ is a Riemannian manifold with the Riemannian metric given by $g_{ij}(\lambda) = \langle \frac{\partial U_\lambda(p)}{\partial \lambda_i}, \frac{\partial U_\lambda(p)}{\partial \lambda_j} \rangle$, where $\langle \cdot, \cdot \rangle$ denotes the usual inner product in \mathbb{R}^n and λ_i, λ_j denote the i -th and j -th transformation parameters.

²In this paper, we demonstrate our method on the transformation models (11) and (33). The transformation manifold of the model in (33) is a transformation group called the similitude group, where the manifold $\mathcal{A}(p) = \{A_\lambda(p) : \lambda \in \Lambda\} \subset L^2(\mathbb{R}^2)$ (the counterpart of $\mathcal{M}(p)$ in the continuous space) corresponds to the group orbit of p . However, it should be noted that the model in (11) does not correspond to a transformation group.

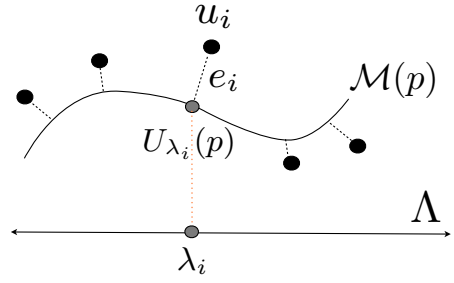


Fig. 1. The set $\{u_i\}$ of geometrically transformed observations is approximated with the transformation manifold $\mathcal{M}(p)$ of a representative pattern p .

where $U_\lambda(p) \in \mathbb{R}^n$ is an n -dimensional discretization of $A_\lambda(p)$.³

Let $\|\cdot\|$ denote the ℓ_2 -norm in \mathbb{R}^n . For a given $u \in \mathbb{R}^n$, let $\lambda = \arg \min_{\lambda \in \Lambda} \|u - U_\lambda(p)\|$. Then $U_\lambda(p)$ is called a projection of u on $\mathcal{M}(p)$. In this case, the distance between u and $\mathcal{M}(p)$ is given by

$$d(u, \mathcal{M}(p)) = \|u - U_\lambda(p)\| = \min_{\lambda \in \Lambda} \|u - U_\lambda(p)\|. \quad (2)$$

Let $\mathcal{U} = \{u_i\}_{i=1}^N \subset \mathbb{R}^n$ be a set of observations of a geometrically transformed visual signal. We would like to describe these observations as $u_i = U_{\lambda_i}(p) + e_i$ by the transformations $U_{\lambda_i}(p)$ of a common representative pattern p , where the term e_i indicates the deviation of u_i from $\mathcal{M}(p)$. In the selection of p , the objective is to approximate the images in \mathcal{U} accurately. We represent the approximation accuracy in terms of the distance of the input images to $\mathcal{M}(p)$. We formalize this problem as follows.

Problem 1: Given images $\mathcal{U} = \{u_i\}_{i=1}^N$, compute a pattern $p \in L^2(\mathbb{R}^2)$ and a set of transformation parameter vectors $\{\lambda_i\}_{i=1}^N \subset \Lambda$, by minimizing

$$E = \sum_{i=1}^N \|u_i - U_{\lambda_i}(p)\|^2. \quad (3)$$

The error E corresponds to the total squared distance of the input images to $\mathcal{M}(p)$. In order to solve Problem 1, we propose to construct p as a sparse linear combination of some parametric atoms from a dictionary manifold

$$\mathcal{D} = \{B_\gamma(\phi) : \gamma \in \Gamma\} \subset L^2(\mathbb{R}^2). \quad (4)$$

Here, each atom $B_\gamma(\phi) \in L^2(\mathbb{R}^2)$ is derived from the analytic mother function $\phi \in L^2(\mathbb{R}^2)$ through a geometric transformation specified by a parameter vector γ . An atom is thus given by $B_\gamma(\phi)(x, y) = \phi(x', y')$, where $(x', y') = b(\gamma, x, y)$. We assume that b is a smooth function, and that $b_\gamma(x, y) := b(\gamma, x, y)$, $b_\gamma : \mathbb{R}^2 \rightarrow \mathbb{R}^2$ is a bijection for any fixed $\gamma \in \Gamma$. The parameter domain Γ is assumed

³When sampling $A_\lambda(p)$, we fix a rectangular window on \mathbb{R}^2 , and a regular sampling grid. A rectangular window for sampling is a suitable choice, as the atoms typically have good time-localization (such as Gaussians). Moreover, if the atom generation involves a scaling and translation of the mother function, the method has a natural adaptivity for different window sizes, window locations and sampling rates.

to be a closed and convex subset of \mathbb{R}^s for some s , where s is the number of transformation parameters generating \mathcal{D} . Hence, \mathcal{D} is an s -manifold. Let us write $\phi_\gamma = B_\gamma(\phi)$ for simplicity. We would like to obtain the representative pattern in the form $p = \sum_{j=1}^K c_j \phi_{\gamma_j}$ as a combination of K atoms $\{\phi_{\gamma_j}\}$ with coefficients $\{c_j\}$. Under these assumptions, we reformulate the previous problem as follows.⁴

Problem 2: Given images $\mathcal{U} = \{u_i\}_{i=1}^N$, an analytic mother function ϕ , and a sparsity constraint K ; compute a set of atom parameter vectors $\{\gamma_j\}_{j=1}^K \subset \Gamma$, a set of coefficients $\{c_j\}_{j=1}^K \subset \mathbb{R}$, and a set of transformation parameter vectors $\{\lambda_i\}_{i=1}^N \subset \Lambda$, by minimizing

$$E = \sum_{i=1}^N \|u_i - U_{\lambda_i}(\sum_{j=1}^K c_j \phi_{\gamma_j})\|^2. \quad (5)$$

Note that the construction of p with smooth atoms assures the smoothness of the resulting transformation manifold. A manifold point $U_\lambda(p) \in \mathbb{R}^n$ is given by the discretization of the function

$$\begin{aligned} A_\lambda(p)(x, y) &= p(a_\lambda(x, y)) = \sum_{j=1}^K c_j \phi_{\gamma_j}(a_\lambda(x, y)) \\ &= \sum_{j=1}^K c_j \phi(b_{\gamma_j} \circ a_\lambda(x, y)) \end{aligned} \quad (6)$$

where the notation \circ stands for function composition. Here $a_\lambda(x, y)$ is a smooth function of λ ; and b and ϕ are smooth functions, too. Therefore, $A_\lambda(p)(x, y)$ is a smooth function of λ . Then, each component $U_\lambda(p)(l)$ of $U_\lambda(p)$ is a smooth function of λ , for $l = 1, \dots, n$.

B. PTM Building Algorithm

We now build on our previous work [2] and describe an algorithm for the solution of Problem 2. Due to the complicated dependence of E on the atom and projection parameters, it is hard to find an optimal solution for Problem 2. Thus, we propose here a constructive approach. We build the pattern p iteratively by selecting atoms from \mathcal{D} in a greedy manner. Each successive version p_j of the pattern p leads to a different manifold $\mathcal{M}(p_j)$, whose form gradually converges to the final solution $\mathcal{M}(p)$. During the optimization of the atom parameters in each iteration, we first locate a good initial solution by minimizing a DC approximation of the objective function using DC programming. We then refine our solution by using a locally linear approximation of the manifold near each input image and minimizing the total tangent distance to the manifold with gradient descent. The reason for our choice of a two-step optimization in atom selection is the following. The DC solver used in our implementation is the cutting

plane algorithm, which slows down as the number of vertices increases throughout the iterations. Therefore, in practice, we use the DC programming step for approaching the vicinity of a good solution and we terminate it when it slows down. Then, we continue the minimization of the function with gradient descent. Considering that the DC program is not affected by local minima and gradient descent is susceptible to local minima, using these two methods respectively for the first and second parts is a suitable choice. We start by giving a brief discussion of DC functions [23] that are used in our algorithm.

Definition 1: A real valued function f defined on a convex set $C \subset \mathbb{R}^s$ is called DC on C if for all $x \in C$, f can be expressed in the form

$$f(x) = g(x) - h(x) \quad (7)$$

where g, h are convex functions on C . The representation (7) is said to be a DC decomposition of f .

An important fact about DC functions is the following⁵ [23].

Proposition 1: Every function $f : \mathbb{R}^s \rightarrow \mathbb{R}$ whose second partial derivatives are continuous everywhere is DC.

The global minimum of DC functions can be computed using DC solvers such as the cutting plane algorithm and the branch-and-bound algorithm [25], which is a major reason for the choice of DC programming in this work. There are also some DC optimization methods such as DCA [26] and the concave-convex procedure (CCCP) [27], which have favorable computational complexities and converge to a local minimum. The theoretical guarantee for finding the global minimum with the cutting plane algorithm is lost when the DC program is terminated before exact convergence as in our implementation; however, the overall two-step minimization gives good results in practice.

Equipped with the DC formalism, we can now describe our iterative manifold learning algorithm. As the atom selection procedure requires the computation of the distance between the input images and the PTM, the algorithm initially needs a rough estimate of the parameter vectors. Therefore, we first assign a tentative set of parameter vectors $\{\lambda_i\}$ to the images $\{u_i\}$ by projecting $\{u_i\}$ onto some reference transformation manifold $\mathcal{M}(\Psi)$. The pattern Ψ can be possibly chosen as a typical pattern in the input set (an $L^2(\mathbb{R}^2)$ -representation of some u_i). Then, the parameter vector assigned to an image is given by $\lambda_i = \arg \min_{\lambda \in \Lambda} \|u_i - U_\lambda(\Psi)\|$. We compute the transformation parameters by first roughly locating the projections with the help of a grid, and then performing a line search near the closest grid point.

Now let us describe the j -th iteration of the algorithm. Let p_{j-1} denote the pattern consisting of $j-1$ atoms (one can set

⁴Whether the span of the dictionary \mathcal{D} is dense in $L^2(\mathbb{R}^2)$ depends on the mother function ϕ as well as the transformation b . In this paper, we present results where \mathcal{D} is generated by the rotation, anisotropic scaling and translation of the mother function. The proof of Proposition 2.1.2 in [22] shows that for this very transformation model, the linear span of \mathcal{D} is dense in $L^2(\mathbb{R}^2)$ as long as ϕ has nontrivial support, i.e., unless $\phi(x, y) = 0$ almost everywhere.

⁵Proposition 1 is the original statement of Corollary 4.1 in [23], which holds for functions defined on \mathbb{R}^s . However, a function defined on a convex subset of \mathbb{R}^s with continuous second partial derivatives is also DC. This can be easily seen by referring to the proof of Corollary 4.1 in [23], which is based on the fact that locally DC functions are DC, and to Hartman's proof [24] that locally DC functions defined on a convex subset of \mathbb{R}^s are DC on the same domain.

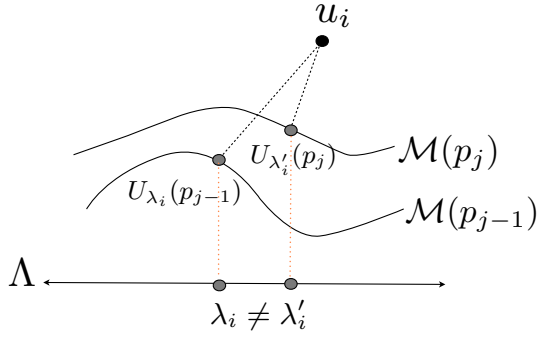


Fig. 2. The parameter vectors corresponding to the projections of the point u_i on the previous manifold $\mathcal{M}(p_{j-1})$ and the updated manifold $\mathcal{M}(p_j)$ are shown respectively by λ_i and λ'_i .

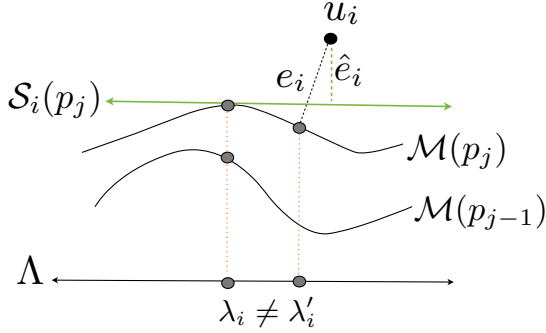


Fig. 3. $\mathcal{S}_i(p_j)$ is the first order approximation of the manifold $\mathcal{M}(p_j)$ around $U_{\lambda_i}(p_j)$. Here, the difference vector e_i between u_i and its exact projection on $\mathcal{M}(p_j)$ is approximated by the difference vector \hat{e}_i between u_i and its projection on $\mathcal{S}_i(p_j)$.

$p_0=0$). In the j -th iteration we would like to choose an atom $\phi_{\gamma_j} \in \mathcal{D}$ and a coefficient c_j such that the data approximation error

$$E = \sum_{i=1}^N \|e_i\|^2 = \sum_{i=1}^N d^2(u_i, \mathcal{M}(p_j)) \quad (8)$$

is minimized, where $p_j = p_{j-1} + c_j \phi_{\gamma_j}$. We remark that the cost function in (5) is defined as a function of all atom parameters $\{\gamma_j\}_{j=1}^K$ and coefficients $\{c_j\}_{j=1}^K$, however, the one in (8) is considered only as a function of γ_j and c_j . For simplicity, we use the same symbol E for these two functions with an abuse of notation.

Notice that the values of $\{\lambda_i\}$ may change between iterations $j-1$ and j , because the projection points change when the manifold is updated. The alteration of $\{\lambda_i\}$ is illustrated in Figure 2. At the beginning of the j -th iteration, the vectors $\{\lambda_i\}$ take the values computed at the end of iteration $j-1$ by projecting $\{u_i\}$ on $\mathcal{M}(p_{j-1})$. Therefore, $d(u_i, \mathcal{M}(p_j)) \neq \|u_i - U_{\lambda_i}(p_j)\|$ in general. In the minimization of E , it is not easy to formulate and compute the exact distance $d(u_i, \mathcal{M}(p_j))$, since it would require the formulation of λ_i as a function of the optimization variables, which does not have a known closed-form expression. Therefore, we propose to minimize E in two stages. Let $\gamma = \gamma_j$ and $c = c_j$ denote the parameters and the coefficient of the new atom for the ease of

notation. In the first stage, we define a coarse approximation⁶

$$\begin{aligned} \tilde{E} &= \sum_{i=1}^N \|\tilde{e}_i\|^2 = \sum_{i=1}^N \|u_i - U_{\lambda_i}(p_{j-1} + c\phi_\gamma)\|^2 \\ &= \sum_{i=1}^N \|v_i - cU_{\lambda_i}(\phi_\gamma)\|^2 \end{aligned} \quad (9)$$

of E , where $v_i = u_i - U_{\lambda_i}(p_{j-1})$ is a constant with respect to γ and c . We have the following proposition.

Proposition 2: \tilde{E} is a DC function of γ and c . Moreover, if a DC decomposition for the components (pixels) of the transformed atom $U_\lambda(\phi_\gamma)$ is known, a DC decomposition of \tilde{E} is computable.

The proof of Proposition 2 is given in Appendix A of [28], which is a supplementary technical report where more details about this work are available. Although finding the DC decomposition of an arbitrary function is an open problem, DC decompositions are available for important function classes [25]. See, for instance, [3] for the derivation of the DC decompositions of several elementary functions, and [25] for operations with known DC decompositions. For the rest of our discussion, we assume that a DC decomposition of the components of $U_{\lambda_i}(\phi_\gamma)$ is computable. We can therefore minimize \tilde{E} using the cutting plane algorithm discussed in [25] and [3]. This provides an initial solution for the atom that is optimized further in the next stage.

In the second stage of our method, we approximate E by another function \hat{E} , which is the sum of the squared tangent distances of $\{u_i\}$ to the updated manifold $\mathcal{M}(p_j)$. Let $\mathcal{S}_i(p_j)$ denote the first order approximation of $\mathcal{M}(p_j)$ around $U_{\lambda_i}(p_j)$, where λ_i is still as computed at the end of iteration $j-1$. Then, the distance $d(u_i, \mathcal{S}_i(p_j))$ between u_i and $\mathcal{S}_i(p_j)$ is called the tangent distance [29] and it provides an approximation for $d(u_i, \mathcal{M}(p_j))$ (illustrated in Figure 3). Hence, \hat{E} is given by

$$\hat{E} = \sum_{i=1}^N \|\hat{e}_i\|^2 = \sum_{i=1}^N d^2(u_i, \mathcal{S}_i(p_j)). \quad (10)$$

The complete derivations of \hat{E} , $\mathcal{S}_i(p_j)$ and the distance to $\mathcal{S}_i(p_j)$ are given in Appendix B of [28], where we use results from our previous work [30]. We minimize \hat{E} over (γ, c) using a gradient descent algorithm. At the end of this second stage, we finally obtain our solution for the atom parameters γ and the coefficient c .

The new atom is then added to the representative pattern such that $p_j = p_{j-1} + c\phi_\gamma$. Since p_j is updated, we recompute the projections of $\{u_i\}$ on the new manifold $\mathcal{M}(p_j)$ and update $\{\lambda_i\}$ such that they correspond to the new projection points. The projections can be recomputed by performing a search in a small region around their previous locations.

We continue the iterative approximation algorithm until the change in E becomes insignificant or a predefined sparsity

⁶The operator U_λ is linear, since for two patterns p, r , and a scalar c , we have $A_\lambda(cp + r)(x, y) = (cp + r)(a_\lambda(x, y)) = cp(a_\lambda(x, y)) + r(a_\lambda(x, y)) = cA_\lambda(p)(x, y) + A_\lambda(r)(x, y)$.

constraint is reached. We also finalize the algorithm in case an update increases E , which might occur as the atom selection is done by minimizing the approximations of E . The termination of the algorithm is guaranteed as E is forced to be non-increasing throughout the iterations. However, due to the complicated structure of the method that uses several approximations of E , it is hard to provide a theoretical guarantee that the solution p , $\{\lambda_i\}_{i=1}^N$ converges, even if that has been the case in all experiments. We name this method Parameterized Atom Selection (PATS) and summarize it in Algorithm 1. The complexity of the algorithm will be discussed in Section V. As a final remark, we discuss the accuracy of reformulating of the objective function E in (3) in several stages of the algorithm. Firstly, the error arising from approximating (3) with (5) asymptotically approaches 0 as the number of atoms in the sparse approximation is increased, provided that the span of \mathcal{D} is dense in $L^2(\mathbb{R}^2)$. Then, the gradual minimization of (5) via minimizing (8) also introduces an error, which is a common feature of greedy algorithms. Next, the deviation of \hat{E} in (9) from E in (8) mainly depends on the amount of change in the transformation parameters between consecutive iterations. Starting the algorithm with a good initialization of parameters helps to reduce this error. Moreover, the inaccuracy caused by this approximation is partially compensated for in the next stage as \hat{E} accounts for parameter changes. The accuracy of this second approximation essentially depends on the nonlinearity of the manifold; i.e., $\hat{E} = E$ if the manifold is linear. However, even if the manifold has high curvature the approximation $\hat{E} \approx E$ is accurate if the change in the transformation parameters is small between adjacent iterations, which is often the case, particularly in the late phases of the algorithm.

Algorithm 1 Parameterized Atom Selection (PATS)

- 1: **Input:**
 $\mathcal{U} = \{u_i\}_{i=1}^N$: Set of observations
 - 2: **Initialization:**
 - 3: Determine a tentative set of parameter vectors $\{\lambda_i\}$ by projecting $\{u_i\}$ on the transformation manifold $\mathcal{M}(\Psi)$ of a reference pattern Ψ .
 - 4: $p_0 = 0$.
 - 5: $j = 0$.
 - 6: **repeat**
 - 7: $j = j + 1$.
 - 8: Optimize the parameters γ and the coefficient c of the new atom with DC programming such that the error \hat{E} in (9) is minimized.
 - 9: Further optimize γ and c with gradient descent by minimizing the error \hat{E} in (10).
 - 10: Update $p_j = p_{j-1} + c\phi_\gamma$.
 - 11: Update parameter vectors $\{\lambda_i\}$ by projecting $\{u_i\}$ onto $\mathcal{M}(p_j)$.
 - 12: **until** the approximation error E converges or increases
 - 13: **Output:**
 $p = p_j$: A representative pattern whose transformation manifold $\mathcal{M}(p)$ fits the input data \mathcal{U}
-

C. Experimental Results

We now present experimental results demonstrating the application of PATS in transformation-invariant image approximation. We first describe the experimental setup. We

experiment on a PTM model given by

$$\mathcal{M}(p) = \{U_\lambda(p) : \lambda = (\theta, t_x, t_y, s_x, s_y) \in \Lambda\} \subset \mathbb{R}^n \quad (11)$$

where θ denotes a rotation, t_x and t_y represent translations in x and y directions, and s_x and s_y define an anisotropic scaling in x and y directions. $U_\lambda(p)$ is a discretization of $A_\lambda(p)$, where $A_\lambda(p)(x, y) = p(x', y')$ and

$$\begin{bmatrix} x' \\ y' \end{bmatrix} = \begin{bmatrix} s_x^{-1} & 0 \\ 0 & s_y^{-1} \end{bmatrix} \begin{bmatrix} \cos \theta & \sin \theta \\ -\sin \theta & \cos \theta \end{bmatrix} \begin{bmatrix} x - t_x \\ y - t_y \end{bmatrix}. \quad (12)$$

We choose a dictionary manifold model given by

$$\mathcal{D} = \{B_\gamma(\phi) : \gamma = (\psi, \tau_x, \tau_y, \sigma_x, \sigma_y) \in \Gamma\} \subset L^2(\mathbb{R}^2) \quad (13)$$

where ψ is a rotation parameter, τ_x and τ_y denote translations in x and y directions, and σ_x and σ_y represent anisotropic scalings in x and y directions. The geometric transformation between the mother function and an atom is thus given by $\phi_\gamma(x, y) = \phi(x', y')$, where

$$\begin{bmatrix} x' \\ y' \end{bmatrix} = \begin{bmatrix} \sigma_x^{-1} & 0 \\ 0 & \sigma_y^{-1} \end{bmatrix} \begin{bmatrix} \cos \psi & \sin \psi \\ -\sin \psi & \cos \psi \end{bmatrix} \begin{bmatrix} x - \tau_x \\ y - \tau_y \end{bmatrix}. \quad (14)$$

The mother function ϕ is taken as a Gaussian function.

$$\phi(x, y) = \sqrt{\frac{2}{\pi}} e^{-(x^2 + y^2)} \quad (15)$$

In Appendix C of [28], we describe the computation of the DC decompositions of $U_\lambda(\phi_\gamma)$ and the error \hat{E} for this setup.

In the first set of experiments, we test the PATS algorithm on two data sets, which consist of handwritten “5” digits and face images. The first data set is generated from the MNIST handwritten digits database [31] by applying random geometric transformations to 30 randomly selected images of the “5” digit. The second data set consists of 35 geometrically transformed face images of a single subject with facial expression variations [32], which is regarded as a source of deviation of the data from the manifold. Both data sets are generated by applying rotations, anisotropic scalings and translations.

In the experiments we measure the data approximation error of the learned pattern, which is the average squared distance of input images to the computed transformation manifold. In the plots, the data approximation error is normalized with respect to the average squared norm of input images.

In order to evaluate the performance of the PATS method, we compare it with the following baseline approaches.

- **MP on average pattern:** We determine a representative pattern (average pattern) by picking the untransformed image that is closest to the centroid of all untransformed data set images. Then, we obtain progressive approximations of the average pattern with Matching Pursuit [1].
- **SMP on aligned patterns:** We obtain a progressive simultaneous approximation of untransformed images with the Simultaneous Matching Pursuit algorithm explained in [33]. SMP selects in each iteration one atom that approximates all images simultaneously, but the coefficient of the atom is different for each image. We construct a

pattern gradually by adding the atoms chosen by SMP and weighting them with their average coefficients.

- Locally linear approximation: We compute the locally linear approximation error, which is the average distance between an image and its projection onto the plane passing through its nearest neighbors. We include this error, since typical manifold learning algorithms such as [5] and [6] use a linear approximation of the manifold.

The dictionary used in the first two methods above is a redundant sampling of the dictionary manifold in (13). The results obtained on the digit and face images are given respectively in Figures 4 and 5. Some images from each data set are shown in Figures 4(a) and 5(a). The patterns built with the proposed method are displayed in Figures 4(b) and 5(b). It is seen that the common characteristics of the input images are well captured in the learned patterns. The data approximation errors of the compared methods are plotted in Figures 4(c) and 5(c). The errors of the PTM-based methods are plotted with respect to the number of atoms used in the progressive generation of patterns. The results show that the proposed method provides a better approximation accuracy than the other approaches. The approximation accuracies of MP and SMP are better in the face images experiment compared to the digits experiment. This can be explained by the fact that face images of the same subject have smaller numerical variation with respect to handwritten digit images; therefore, an average pattern in the data set can approximate the others relatively well.⁷ One can also observe that the locally linear approximation error is significantly high. The local linearity assumption fails in these experiments because of the sparse sampling of the data (small number of images), whereas PTM-based methods are much less affected by such sampling conditions.

In a second experiment, we study the effect of occlusions and outliers in PTM building. We experiment on the same digits data set as before, with a transformation model consisting of 2-D translations, where only the parameters t_x, t_y in (11) are used. The images are randomly occluded with horizontal and vertical stripes as shown in Figure 6(a). We generate four different data sets, where the first one consists of 150 images of only the digit “2”. We obtain the other data sets by adding the first data set outliers consisting of a mixture of “3”, “5” and “8” digits, where the outlier/inlier ratio is 10%, 20% and 30%. We test the PATS method using a dictionary generated with the inverse multiquadric mother function given by $\phi(x, y) = (1 + x^2 + y^2)^\mu$, $\mu < 0$. We have set $\mu = -3$ in the experiments. The computation of the DC decomposition for this mother function is explained in Appendix C of [28]. The patterns learned with all four data sets are shown in Figure 6(b), and the errors are plotted in Figure 6(c). The errors obtained with SMP on aligned patterns are also given for comparison. It is shown that the proposed method can recover a representative “2” digit in spite of the occlusions. As the ratio of outliers is augmented, the characteristics of the

⁷In an evaluation on the aligned and normalized versions of the input images, the average squared distance to the centroid is found as 0.40 for the digit images and 0.01 for the face images.

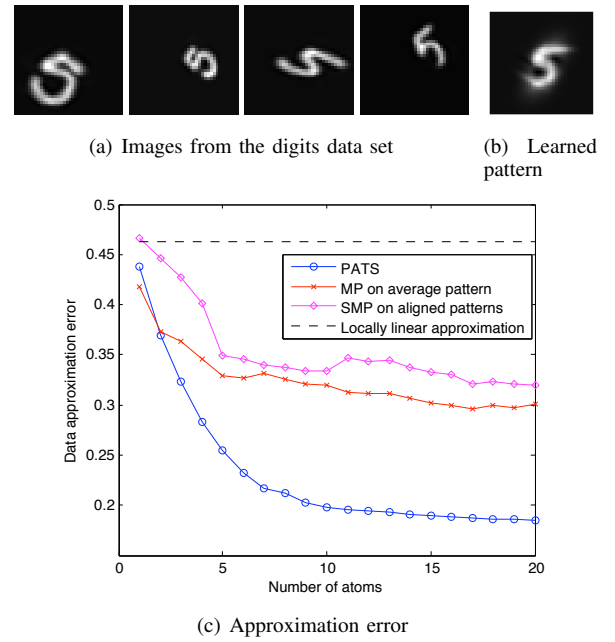


Fig. 4. Manifold approximation results with handwritten digits (“5”)

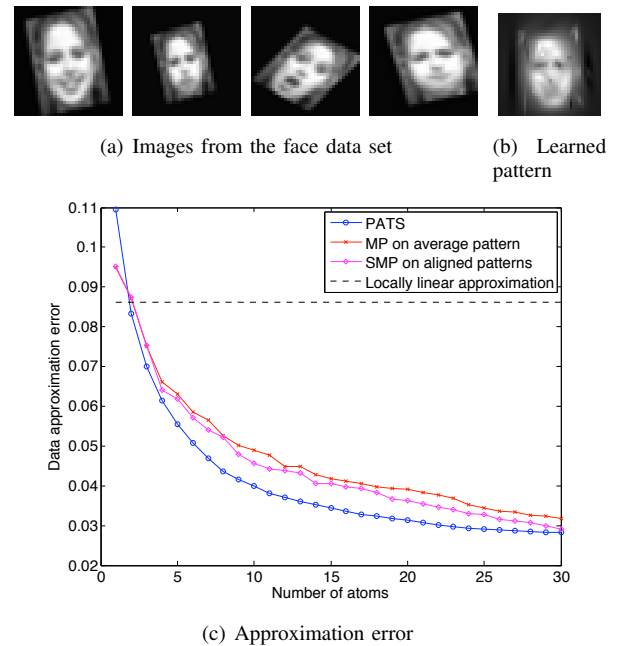


Fig. 5. Manifold approximation results with face images

learned pattern gradually diverge from the “2” digit; and the approximation error increases as the average deviation of the data from the “2” manifold is increased.

We report additional experiments on a face data set with illumination changes in [28]. The results show that PATS has some sensitivity to the initialization of transformation parameters, and that the gradient descent step in line 9 of the algorithm leads to a certain improvement in the performance.

Finally, in a last experiment we examine the approximation accuracy of the learned manifold with respect to the noise level of the data set. We form a synthetic pattern r that is composed

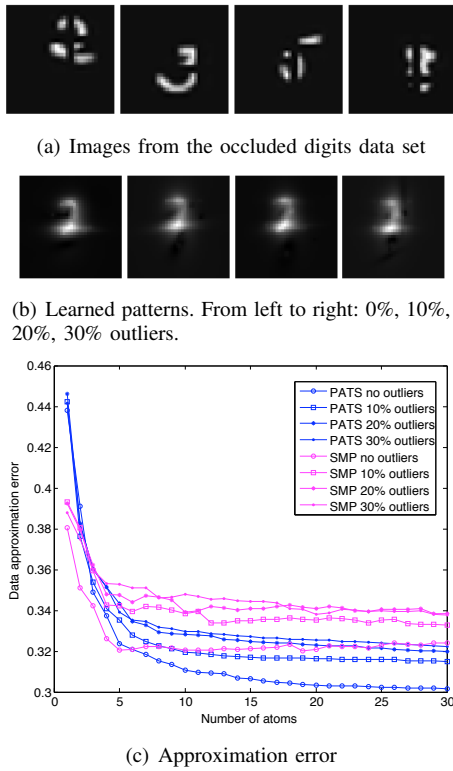


Fig. 6. Manifold approximation results with occluded digit images with outliers

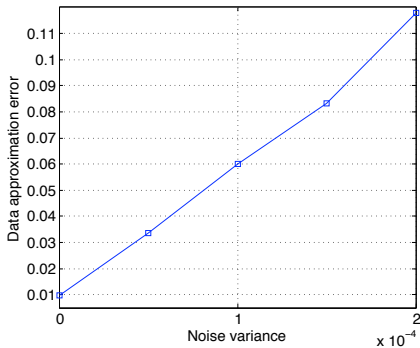


Fig. 7. Dependence of the approximation error on the data noise. The largest noise variance 2×10^{-4} corresponds to an SNR of 9.054 dB.

of 10 randomly selected atoms from \mathcal{D} . Then, we generate a data set \mathcal{U} of 50 images by applying to r random geometric transformations of the form (11). We derive several data sets from \mathcal{U} by corrupting its images with additive Gaussian noise, where each data set has a different noise variance. Then, we run the PATS algorithm on each data set. In Figure 7, the data approximation error is plotted with respect to the noise variance. The deviation between \mathcal{U} and $\mathcal{M}(r)$ depends on the noise level, and the ideal approximation error is linearly proportional to the noise variance. Such a linear dependency can be observed in Figure 7. However, one can note that the curve does not pass through the origin, which is due to the suboptimal greedy nature of the algorithm.

IV. JOINT COMPUTATION OF PTMS FOR CLASSIFICATION

In this section we consider multiple image sets, where each set consists of geometrically transformed observations of a different signal class. We build on the scheme presented in Section III-B and extend the PATS algorithm for joint manifold computation in classification applications.

We remark the following about the use of PTM models in transformation-invariant classification. Given a collection of PTMs representing different classes, for each manifold one can identify a subset of the whole image space that consists of points whose distances to that manifold are smaller than their distances to the other manifolds. We call this subset of the image space as the “approximation region” of the manifold (see [34], Section II for a more detailed discussion). Note that it is not always possible to partition the whole image space into the approximation regions of a set of class-representative PTMs. For instance, one may come across degeneracies resulting from manifold intersections; or there may exist a full-dimensional subset of the image space that is equidistant to two manifolds. Yet, our PTM computing approach relies on the implicit assumption that in a transformation-invariant classification application, the training and test signals that belong to a certain class are in practice likely to be located close to the approximation region of a PTM.

A. Problem Formulation

Consider a collection of visual signals $\mathcal{U} = \bigcup_{m=1}^M \mathcal{U}^m \subset \mathbb{R}^n$ consisting of M classes, where each subset $\mathcal{U}^m = \{u_i^m\}_{i=1}^{N_m}$ consists of N_m geometrically transformed observations of a visual signal of class m . We would like to represent each set \mathcal{U}^m by a transformation manifold $\mathcal{M}(p^m)$ that is generated by the geometric transformations of a representative pattern p^m . Let us denote

$$\mathcal{M}^m = \mathcal{M}(p^m) = \{U_\lambda(p^m), \lambda \in \Lambda\} \subset \mathbb{R}^n. \quad (16)$$

We would like to build $\{\mathcal{M}^m\}$ such that they provide a good representation of the images in \mathcal{U} and also permit to classify them accurately by manifold distance computation. Hence, in the construction of the manifolds, we formulate the objective function as a weighted combination of two terms E_a and E_c , which respectively represent approximation and classification errors. The approximation error E_a is given by the sum of the squared distances of images to the manifold of the same class

$$E_a = \sum_{m=1}^M \sum_{i=1}^{N_m} \|e_i^m\|^2 = \sum_{m=1}^M \sum_{i=1}^{N_m} d^2(u_i^m, \mathcal{M}^m). \quad (17)$$

We assume that an image is assigned the class label of the manifold with smallest distance to it. We define a misclassification indicator function I such that for $u_i^m \in \mathcal{U}^m$

$$I(u_i^m) = \begin{cases} 0, & \text{if } d(u_i^m, \mathcal{M}^m) < \min_{r \neq m} d(u_i^m, \mathcal{M}^r) \\ 1, & \text{otherwise.} \end{cases} \quad (18)$$

Then, the classification error E_c is the total number of misclassified data points.

$$E_c = \sum_{m=1}^M \sum_{i=1}^{N_m} I(u_i^m) \quad (19)$$

We would like to compute $\{\mathcal{M}^m\}_{m=1}^M$ such that the weighted error

$$E = E_a + \alpha E_c \quad (20)$$

is minimized, where $\alpha > 0$ is a coefficient adjusting the weight between the approximation and classification terms. We formulate a generic PTM learning problem as follows.

Problem 3: Given image sets $\{\mathcal{U}^m\}$, compute patterns $\{p^m\} \subset L^2(\mathbb{R}^2)$ and transformation parameters $\{\lambda_i^m\} \subset \Lambda$, $m = 1, \dots, M$ and $i = 1, \dots, N_m$, by minimizing

$$E = \sum_{m=1}^M \sum_{i=1}^{N_m} (\|u_i^m - U_{\lambda_i^m}(p^m)\|^2 + \alpha I(u_i^m)). \quad (21)$$

Our solution is based on constructing each p^m using atoms from the dictionary manifold \mathcal{D} defined in (4). We reformulate Problem 3 under these assumptions.

Problem 4: Given image sets $\{\mathcal{U}^m\}$, a mother function ϕ and sparsity constraints $\{K_m\}$; compute a set of atom parameters $\{\gamma_j^m\} \subset \Gamma$, coefficients $\{c_j^m\} \subset \mathbb{R}$, and transformation parameters $\{\lambda_i^m\} \subset \Lambda$ for $m = 1, \dots, M$, $j = 1, \dots, K_m$ and $i = 1, \dots, N_m$, by minimizing

$$E = \sum_{m=1}^M \sum_{i=1}^{N_m} (\|u_i^m - U_{\lambda_i^m}(\sum_{j=1}^{K_m} c_j^m \phi_{\gamma_j^m})\|^2 + \alpha I(u_i^m)). \quad (22)$$

B. Classification-Driven PTM Learning

Problem 4 is similar to Problem 2, except that it also involves a classification error term that has a quite complex dependence on the optimization variables. Therefore, it is hard to solve optimally. We present a constructive solution based on building $\{p^m\}$ iteratively with joint atom selection.

We begin with a tentative assignment of parameter vectors. In (22) each vector λ_i^m corresponds to the projection of u_i^m on \mathcal{M}^m . We assign $\{\lambda_i^m\}$ by picking a reference pattern Ψ^m for each class and then projecting each \mathcal{U}^m onto $\mathcal{M}(\Psi^m)$. We also compute the cross-projection vectors $\{\lambda_i^{m,r}\}$, where $\lambda_i^{m,r} = \arg \min_{\lambda \in \Lambda} \|u_i^m - U_{\lambda}(p^r)\|$ corresponds to the projection of u_i^m onto \mathcal{M}^r .

Then, we construct $\{p^m\}$ by gradually adding new atoms to each p^m . In the j -th iteration of the algorithm, we would like to optimize the parameters γ_j^m and coefficients c_j^m of the new atoms such that the weighted error E is minimized. Now we consider the j -th iteration and denote $\gamma^m = \gamma_j^m$, $c^m = c_j^m$. Then $\gamma = [\gamma^1 \gamma^2 \dots \gamma^M]$ and $c = [c^1 c^2 \dots c^M]$ are the optimization variables of the j -th iteration. We consider E as a function of γ and c similarly to Section III and propose to minimize E through a two-stage optimization. We first obtain an approximation \tilde{E} of E , which is in a DC form. We minimize \tilde{E} using the cutting plane algorithm and estimate a coarse solution, which is used as an initial solution in the second stage. Then in the second stage, we define a

refined approximation \hat{E} of E based on the tangent distances of images to the manifolds and minimize it with a gradient-descent algorithm.

The minimization of \tilde{E} and \hat{E} determines a solution for γ and c . We update the pattern p^m of each class by adding it the selected atom with parameters γ^m and coefficient c^m (in practice, we add an atom only if its coefficient is significant enough). Then, we recompute the transformation parameters $\{\lambda_i^m\}$ and $\{\lambda_i^{m,r}\}$ by projecting the images onto the new manifolds. We have observed that selecting the atoms by minimizing a combination of approximation and classification terms instead of only a classification term gives better results, especially for robustness to data noise. Still, we would like to make sure that the selected atoms improve the classification performance at the end of an iteration. Therefore, the decision of accepting the updates on the manifolds is taken according to the classification error E_c in (19). If E_c is not reduced we reject the updates and pass to the next iteration.⁸ We continue the iterations until the classification error E_c converges. The termination of the algorithm is guaranteed by constraining E_c to be non-increasing during the iterations, which in return stabilizes the objective function E . We call this method Joint Parameterized Atom Selection (JPATS) and summarize it in Algorithm 2.

Let us come to the detailed description of the approximations of E in the two-stage optimization. Firstly, let $\{p_{j-1}^m\}$ and $\{\mathcal{M}_{j-1}^m\}$ denote the patterns and the corresponding transformation manifolds computed after $j-1$ iterations. For simplicity of notation, we will use the convention $\mathcal{M}^m = \mathcal{M}_j^m$ and $p^m = p_j^m$ throughout the derivations of \tilde{E} and \hat{E} .

In the first step, we obtain \tilde{E} in the form $\tilde{E} = \tilde{E}_a + \alpha \tilde{E}_c$, where \tilde{E}_a and \tilde{E}_c are respectively the approximations of E_a and E_c . The first term \tilde{E}_a is simply given by the generalization of the approximation error in (9) to the multiple manifold case.

$$\tilde{E}_a = \sum_{m=1}^M \sum_{i=1}^{N_m} \|\tilde{e}_i^m\|^2 = \sum_{m=1}^M \sum_{i=1}^{N_m} \|v_i^m - c^m U_{\lambda_i^m}(\phi_{\gamma^m})\|^2 \quad (23)$$

where the parameters λ_i^m are the ones computed at the end of iteration $(j-1)$, and $v_i^m = u_i^m - U_{\lambda_i^m}(p_{j-1}^m)$.

Then, we derive \tilde{E}_c in the following way. Notice that the classification error E_c in (19) is a discontinuous function of γ and c due to the discontinuity of the misclassification indicator function I . Let $r(u_i^m)$ denote the index of the manifold with smallest distance to an image u_i^m among the manifolds of all classes except its own class m ; i.e., $r(u_i^m) = \arg \min_{r \neq m} d(u_i^m, \mathcal{M}^r)$. It is clear that $r(u_i^m)$ can take different values throughout the iterations. However, for simplicity, in the j -th iteration we fix the indices $r(u_i^m)$ to their values attained at the end of iteration $(j-1)$ and denote them by the constants r_i^m . Then we can define the function

$$f(u_i^m) = d^2(u_i^m, \mathcal{M}^m) - d^2(u_i^m, \mathcal{M}^{r_i^m})$$

⁸In the course of the algorithm, parameters β and α are adapted such that the emphasis is shifted from approximation capabilities in early phases to classification capabilities in later phases. This is explained in more detail in Section IV-C. For this reason, even if the classification error does not decrease in one iteration, it may do in the next one.

such that $I(u_i^m)$ corresponds to the unit step function of $f(u_i^m)$; i.e., $I(u_i^m) = u(f(u_i^m))$. Thus, if we replace the unit step function with the sigmoid function $S(x) = (1 + e^{-\beta x})^{-1}$, which is a common analytical approximation of the unit step, we obtain the approximation $S(f(u_i^m)) = (1 + e^{-\beta f(u_i^m)})^{-1}$ of $I(u_i^m)$. As the value of the positive scalar β tends to infinity, the sigmoid function approaches the unit step function. A continuous approximation of E_c is thus given by

$$\sum_{m=1}^M \sum_{i=1}^{N_m} S(f(u_i^m)). \quad (24)$$

Now, in order to minimize the function in (24) we do the following. We first compute $f_0(u_i^m) = d^2(u_i^m, \mathcal{M}_{j-1}^m) - d^2(u_i^m, \mathcal{M}_{j-1}^{r_i^m})$ for each image u_i^m . Then, applying a first-order expansion of S around each $f_0(u_i^m)$, we obtain the following approximation of the error term in (24).

$$\sum_{m=1}^M \sum_{i=1}^{N_m} \left(S(f_0(u_i^m)) + \frac{dS}{df} \Big|_{f=f_0(u_i^m)} (f(u_i^m) - f_0(u_i^m)) \right) \quad (25)$$

Since $f_0(u_i^m)$ and $S(f_0(u_i^m))$ are constants, the minimization of the expression in (25) becomes equivalent to the minimization of

$$\sum_{m=1}^M \sum_{i=1}^{N_m} \frac{dS}{df} \Big|_{f=f_0(u_i^m)} f(u_i^m) = \sum_{m=1}^M \sum_{i=1}^{N_m} \eta_i^m f(u_i^m) \quad (26)$$

$$\text{where } \eta_i^m = \frac{dS}{df} \Big|_{f=f_0(u_i^m)} = \frac{\beta e^{-\beta f}}{(1 + e^{-\beta f})^2} \Big|_{f=f_0(u_i^m)}.$$

Let us rearrange (26) in a more convenient form. For each class index m , let $R^m = \{(i, k) : r_i^k = m\}$ consist of the pairs of data and class indices of images that do not belong to class m but have \mathcal{M}^m as their closest manifold among all manifolds except the one of their own class. Then (26) can be rewritten as

$$\sum_{m=1}^M \sum_{i=1}^{N_m} \eta_i^m d^2(u_i^m, \mathcal{M}^m) - \sum_{m=1}^M \sum_{(i,k) \in R^m} \eta_i^k d^2(u_i^k, \mathcal{M}^m). \quad (27)$$

As it is not easy to compute the distance terms $d^2(u_i^k, \mathcal{M}^m)$ directly, we proceed with the approximation $d^2(u_i^k, \mathcal{M}^m) \approx \|u_i^k - U_{\lambda_i^{k,m}}(p_{j-1}^m + c^m \phi_{\gamma^m})\|^2$, where the value of $\lambda_i^{k,m}$ is the one computed in iteration $(j-1)$. We finally get \tilde{E}_c from (27) with this approximation.

$$\begin{aligned} \tilde{E}_c &= \sum_{m=1}^M \sum_{i=1}^{N_m} \eta_i^m \|v_i^m - c^m U_{\lambda_i^m}(\phi_{\gamma^m})\|^2 \\ &\quad - \sum_{m=1}^M \sum_{(i,k) \in R^m} \eta_i^k \|v_i^{k,m} - c^m U_{\lambda_i^{k,m}}(\phi_{\gamma^m})\|^2 \end{aligned} \quad (28)$$

where $v_i^{k,m} = u_i^k - U_{\lambda_i^{k,m}}(p_{j-1}^m)$. Now, from (23) and (28) we can define

$$\tilde{E} = \tilde{E}_a + \alpha \tilde{E}_c. \quad (29)$$

Proposition 3: \tilde{E} is a DC function of γ and c . Moreover, if a DC decomposition for the components of the transformed atom $U_{\lambda}(\phi_{\gamma})$ is known, a DC decomposition of \tilde{E} is

computable.

The proof of Proposition 3 is given in Appendix D of [28].

Now let us describe the term \hat{E} that is used in the second stage of the optimization of E . We derive \hat{E} by replacing the manifold distances by tangent distances; i.e., we use the approximation $d^2(u_i^k, \mathcal{M}^m) \approx d^2(u_i^k, \mathcal{S}_i^k(p^m))$, where $\mathcal{S}_i^k(p^m)$ is the first-order approximation of \mathcal{M}^m around the point $U_{\lambda_i^{k,m}}(p^m)$. The tangent distance is derived in Appendix B of [28]. Let $w_i^m = u_i^m - U_{\lambda_i^m}(p^m)$ and $w_i^{k,m} = u_i^k - U_{\lambda_i^{k,m}}(p^m)$. Then the function E_a in (17) is approximated by

$$\hat{E}_a = \sum_{m=1}^M \sum_{i=1}^{N_m} \|w_i^m - T_i^m ((T_i^m)^T T_i^m)^{-1} (T_i^m)^T w_i^m\|^2. \quad (30)$$

Similarly, the classification error function in (27) is approximated by

$$\begin{aligned} \hat{E}_c &= \sum_{m=1}^M \sum_{i=1}^{N_m} \eta_i^m \|w_i^m - T_i^m ((T_i^m)^T T_i^m)^{-1} (T_i^m)^T w_i^m\|^2 \\ &\quad - \sum_{m=1}^M \sum_{(i,k) \in R^m} \left(\eta_i^k \right. \\ &\quad \cdot \|w_i^{k,m} - T_i^{k,m} ((T_i^{k,m})^T T_i^{k,m})^{-1} (T_i^{k,m})^T w_i^{k,m}\|^2 \left. \right). \end{aligned} \quad (31)$$

Here T_i^m and $T_i^{k,m}$ denote the $n \times d$ matrices whose columns are the tangent vectors to the manifold \mathcal{M}^m at respectively the points $U_{\lambda_i^m}(p^m)$ and $U_{\lambda_i^{k,m}}(p^m)$. From (30) and (31) we can finally define

$$\hat{E} = \hat{E}_a + \alpha \hat{E}_c. \quad (32)$$

Let us briefly discuss the effect of the approximations made on the original cost function E . The accuracy of approximating the unit step function with a sigmoid in (24) can be adjusted by changing the slope of the sigmoid (see also the note in Section IV-C). Then, in order for the linear approximation of the sigmoid in (25) to be valid, the values of $f(u_i^m)$ must be sufficiently close to their base values $f_0(u_i^m)$. The effect of this linearization can be alleviated by updating the base values $f_0(u_i^m)$ several times in an iteration. The rest of the approximations are similar to those discussed in Section III-B.

C. Implementation Details

We now discuss some points related to the implementation of JPATS. We first explain the choice of the parameter β in Algorithm 2. Notice that the function $S(f(u_i^m))$ can also be interpreted as the probability of misclassifying u_i^m upon updating the manifolds at the end of the iteration. When u_i^m gets closer to its true manifold \mathcal{M}^m , $f(u_i^m)$ decreases and $S(f(u_i^m))$ decays to 0. Similarly, when u_i^m gets away from \mathcal{M}^m , $S(f(u_i^m))$ approaches 1. The probabilistic interpretation of the function $S(f(u_i^m))$ stems naturally from its shape. Consequently, the approximate error in (24) corresponds to the sum of the probabilities of misclassifying the input images. Based on this interpretation, we propose to update β according

Algorithm 2 Joint Parameterized Atom Selection (JPATS)

1: **Input:**
 $\mathcal{U} = \bigcup_{m=1}^M \mathcal{U}^m$: Set of observations for M signal classes

2: **Initialization:**

3: Determine tentative parameter vectors $\{\lambda_i^{m,r}\}$ by projecting $\{u_i^m\}$ on the transformation manifolds $\{\mathcal{M}(\Psi^m)\}$ of reference patterns $\{\Psi^m\}$.

4: $p_0^m = 0$ for $m = 1, \dots, M$.

5: $j = 0$.

6: Initialize the sigmoid parameter β and the weight parameter α .

7: **repeat**

8: $j = j + 1$.

9: Optimize the joint atom parameters $\gamma = [\gamma^1 \gamma^2 \dots \gamma^M]$ and coefficients $c = [c^1 c^2 \dots c^M]$ with DC programming such that the error \bar{E} in (29) is minimized.

10: Further optimize γ and c with gradient descent such that the refined error \hat{E} in (32) is minimized.

11: Update $p_j^m = p_{j-1}^m + c^m \phi_{\gamma^m}$ for $m = 1, \dots, M$ if c^m is significant.

12: Update the parameter vectors $\{\lambda_i^{m,r}\}$.

13: Update β and α .

14: Check if the new manifolds reduce the classification error E_c . If not, reject the updates on p^m and $\{\lambda_i^{m,r}\}$, and go back to 9.

15: **until** the classification error E_c converges

16: **Output:**
 $\{p_j^m\} = \{p_j^m\}$: A set of patterns whose transformation manifolds $\{\mathcal{M}^m\}$ represent the data classes \mathcal{U}^m

to the statistics drawn from the data. For each u_i^m , we examine the value of $f(u_i^m)$ at the beginning the iteration and the value of $I(u_i^m)$ at the end of the iteration. Then we pick β such that the shape of the sigmoid matches the $I(u_i^m)$ vs. $f(u_i^m)$ plot. Such an adaptive choice of β also provides the following flexibility. In early phases of the process where the total misclassification rate is relatively high, β usually has small values, which yields slowly changing sigmoids. Therefore, a relatively large portion of the input images have an effect on the choice of the new atoms. However, in later phases, as the total misclassification rate decreases, β usually takes larger values resulting in sharper sigmoids, which gives misclassified images more weight in atom selection.

Then, we comment on the choice of the weight parameter α . In principle, α can be set to have any nonnegative value. Setting $\alpha = 0$ corresponds to a purely approximation-based procedure that computes the manifolds individually with PATS, whereas a large α yields a learning algorithm that is rather driven by classification objectives. However, we have observed that a good choice in practice consists of selecting a small value for α at the beginning and increasing it gradually.⁹ This guides the algorithm to first capture the main characteristics of input signals, and then encourage the selection of features that ensure better class-separability.

Finally, we have made the following simplification in the implementation of the DC programming block. The number of optimization variables is $(s+1)M$ in our problem, where s is the dimension of \mathcal{D} and M is the number of classes. Although the cutting plane algorithm works well for low-dimensional solution spaces, it becomes computationally very costly in high dimensions. Therefore, in the implementation of JPATS we partition the variables into subsets and optimize the subsets

⁹In our setup, we control the α parameter by using a shifted and scaled sigmoid function. The initial and final values of the sigmoid are around 0.5 and 10; and its center is typically attained at iterations 5-7 of Algorithm 2.

one by one. Although there is no guarantee of finding the globally optimal solution in this case, we have experimentally observed that one can still obtain reasonably good results regarding the complexity-accuracy tradeoff. In order to handle high-dimensional solution spaces, one can alternatively replace the cutting plane algorithm with another DC solver such as DCA [26] or CCCP [27]. These methods reduce the original DC program to the iterative solution of a pair of dual convex programs, which improves the computational complexity significantly at the expense of losing global optimality guarantees. Another issue affecting the efficiency of the DC programming block is the size of the solution space. We have seen that it is useful to add a preliminary block that locates a good search region before the DC block. This can be achieved using a coarse grid in the solution space or a global search method such as the genetic algorithm or particle swarm optimization. Note that one may also minimize the objective function by using only a global search method. However, in experiments we have seen that the final value of the objective function is the smallest when both global search and DC optimization are employed.

D. Experimental Results

We now evaluate the performance of JPATS with experiments on transformation-invariant classification. We test the algorithm on two data sets consisting of handwritten digits [31] and microbiological images [35]. In the digits experiment, we use the transformation manifold model in (11). In the microbiological images experiment, we use the model

$$\mathcal{M}(p) = \{U_\lambda(p) : \lambda = (\theta, t_x, t_y, s) \in \Lambda\} \subset \mathbb{R}^n, \quad (33)$$

where s denotes an isotropic scale change. In both experiments, we use the dictionary model in (13) and the Gaussian mother function in (15).

The first experiment is conducted on the images of the “2,3,5,8,9” digits, which lead to a relatively higher misclassification rate than the rest of the digits. The data sets are generated by randomly selecting 200 training and 200 test images for each digit and applying random geometric transformations consisting of rotation, anisotropic scaling and translation. The images of each digit are considered as the observations of a different signal class.

The second experiment is done on some sequences from the microbiology video collection of the Natural History Museum [35], which contains short video clips of living protists. We run the experiment on 6 different species (*Discocephalus* sp., *Epiclintes ambiguus*, *Oxytricha* sp., *Scyphidia* sp., *Stentor roeseli*, *Stylonychia* sp.), and we use three sample videos for each one. Each species is considered as a different class. The manifold in (33) provides a suitable model, as the rotation and translations describe well the movements of the protists, and the isotropic scaling compensates for zoom changes. However, there is still some deviation from the manifold, as a result of noise, small nonrigid protist articulations and occasional recording of different individuals in different videos. For each species, we experiment on a subset of frames from all three sequences. We preprocess the frames by conversion to

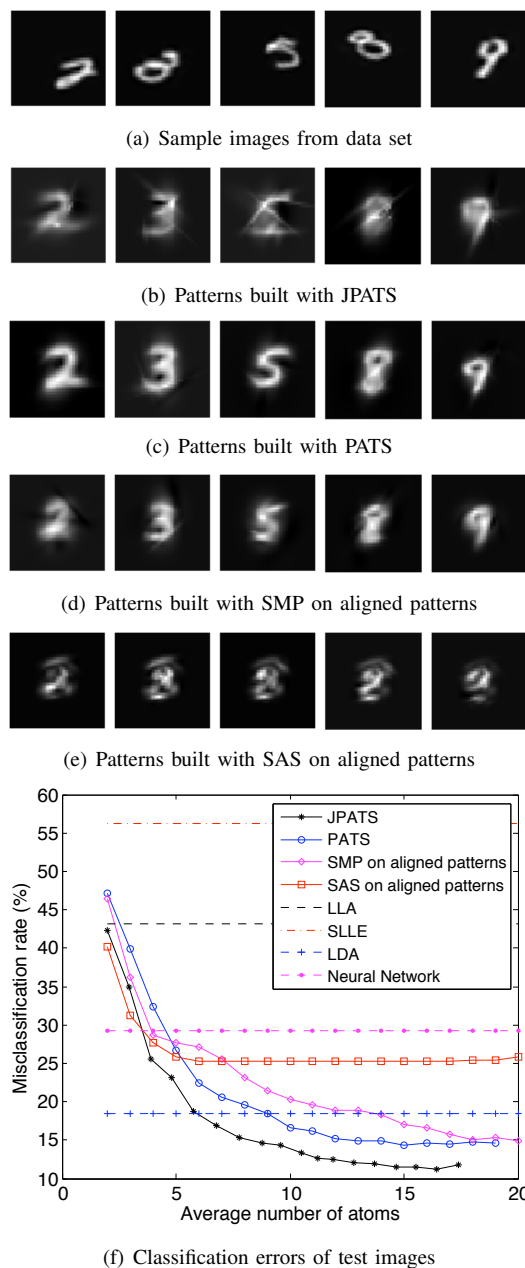


Fig. 8. Performance of the classification-driven learning algorithms on the handwritten digits data set

greyscale, smoothing and thresholding. Then, for each class, we randomly select 70 training and 35 test images.

In the experiments we compare the methods listed below. In the first four methods, we apply the algorithms on the training images in order to build PTMs. Then we compute the misclassification rate of the test images. The class label of a test image is estimated by identifying the smallest distance between the image and the computed manifolds. The algorithms work as follows.

- JPATS: We jointly build PTMs for all classes with the proposed method.
- PATS: We compute individual PTMs for each class with PATS.

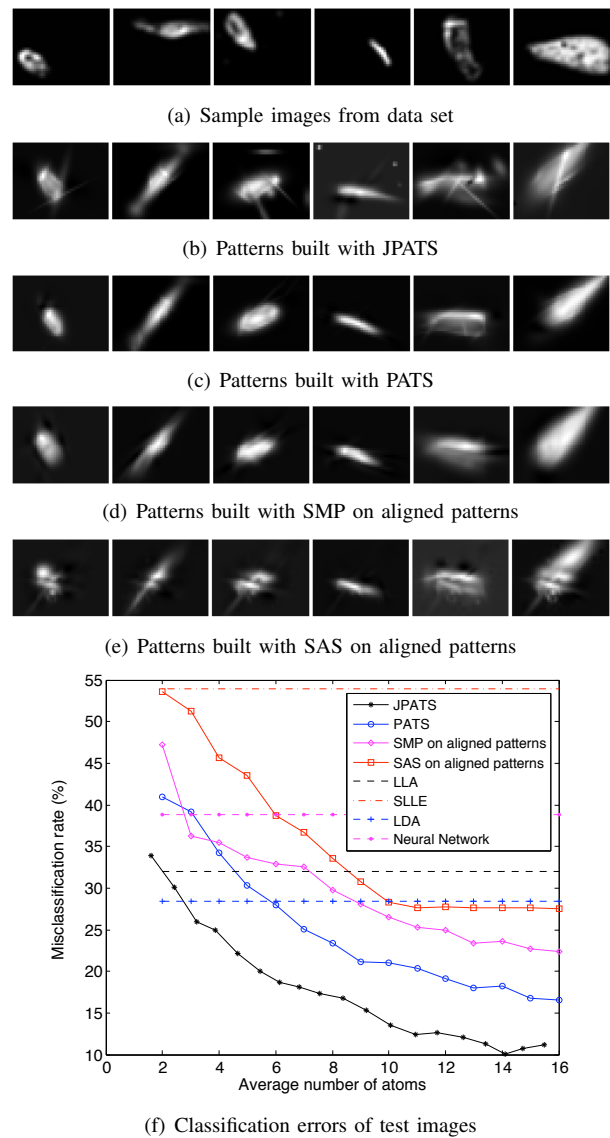


Fig. 9. Performance of the classification-driven learning algorithms on the microbiological images data set

- SMP on aligned patterns: We compute individual PTMs for each class as explained in Section III-C.
- SAS on aligned patterns: We use the untransformed/aligned images of all classes and select a set of Gaussian atoms with SAS [16]. We set the weight factor to $\lambda = 2$ in [16]. Then, for each class we build a PTM by forming a pattern, where the selected atoms are weighted with their average coefficients.
- LLA: We compute a locally linear approximation using the training images of each class. A test image is classified by identifying its $(d + 1)$ -nearest neighbors among the training images of each class, computing its distance to the plane passing through the nearest neighbors, and comparing its distances to the planes of different classes.
- SLLE: We compute a low-dimensional embedding of the training images with the Supervised Locally Linear Embedding algorithm [10] and assign the class labels of the test images via nearest-neighbor classification in the

embedded domain.

- LDA: Linear Discriminant Analysis on aligned data. The better one of linear and quadratic kernels is picked in each experiment.
- Neural Network: A feed-forward backpropagation network for pattern recognition is used on aligned data.

The results are presented in Figures 8 and 9 respectively for the digit and microbiological image experiments. In Figures 8(a) and 9(a), a data set image from each class is shown. Some typical representative patterns computed with JPATS, PATS and the reference methods are shown in Figures 8(b)-8(e) and 9(b)-9(e). Figures 8(f) and 9(f) show the misclassification rates of test images (in percentage) vs. the number of atoms per class. Both plots are obtained by averaging the results of 5 repetitions of the experiment with different training and test sets. The results show that JPATS yields the best classification performance in general. Figures 8 and 9 suggest that JPATS has better classification performance although PATS produces visually more pleasant patterns. This can be explained as follows. PATS is designed to minimize the approximation error; and the assessment of the visual quality of the computed patterns is rather dependent on their approximation capabilities. The local features that are common to different classes appear in the representative patterns of all these classes built with PATS, which produces an output that matches visual perception. However, if a local feature is common to several classes, its inclusion in the representative patterns does not contribute much to the discrimination among classes; therefore, these non-distinctive features are not emphasized in the output of JPATS. On the other hand, the local features that are rather special to one class are more pronounced in JPATS compared to PATS, such as the crossover of the digit “8” in Figure 8(b). In fact, due to the classification error term in JPATS, the algorithm tends to select atoms that “push” a manifold away from the samples of other classes.

Then, in another experiment, we have examined the effect of data noise on the performance of JPATS, whose results are presented in Section IV.D of [28]. The algorithm proves to be quite robust to additive Gaussian noise, where the increase in the misclassification rate is bounded by 2.7% for an SNR of 6.35 dB.

In a final experiment, we have tested PATS and JPATS in a setting with outlier test images that do not belong to any of the target classes. The results are reported in [28], where it is shown that both methods achieve a reasonable classification performance in the existence of outliers. In general JPATS gives a better classification rate than PATS. Moreover, the results suggest that the performance of JPATS in such a setting can be improved by tuning the α parameter to a suitable value depending on the outlier characteristics.

V. COMPLEXITY ANALYSIS

As shown in [28] (Section V), the complexities of the main loops of PATS and JPATS are respectively $O(sdn^2N)$ and $O(N_J(sdn^2 + dnM))$, where s is the number of atom parameters, N is the number of images, d is the dimension of $\mathcal{M}(p)$, n is the number of pixels, N_J is the total number of

images, and M is the number of classes. We remark that the proposed methods are more suitable for applications where the manifolds are learned “offline” and then used for the classification of test data. Moreover, there might be ways to improve the complexity-accuracy tradeoff depending on the application. For instance, one might prefer to sacrifice on accuracy for a less complex solution by omitting step 9 or 10 of Algorithm 2. Also, if the class-representative manifolds are well-separated, it may be sufficient to use the PATS algorithm instead of JPATS. An option for achieving a high-speed PTM learning is to build a tentative representative pattern, for instance with “SMP on aligned patterns”, in a preliminary analysis step and register the input images with respect to this pattern. Then, one may speed up the learning significantly by discarding the projection update steps and optimizing the atoms of the representative pattern by minimizing only the error in (9) with a fast minimizer such as gradient descent.

VI. CONCLUSION

We have studied the problem of building smooth pattern transformation manifolds for the transformation-invariant representation of sets of visual signals. The manifold learning problem is cast as the construction of a representative pattern as a linear combination of smooth parametric atoms. The manifold is then created by geometric transformations of this pattern. The smoothness of the computed manifolds is ensured by the smoothness of the constituting parametric atoms. We have described a single manifold learning algorithm for approximation and a multiple manifold learning algorithm for classification. Experimental results show that the proposed methods provide a good approximation and classification accuracy compared to reference methods. A future direction to explore is the amelioration of the sensitivity of the methods to the initialization of projection parameters. The presented methods are applicable to unregistered data that can be approximated by 2-D pattern transformations with a known transformation model. Our study can find several applications in the transformation-invariant representation, registration, coding and classification of images.

VII. ACKNOWLEDGMENT

The authors would like to thank Dr. E. Kokiopoulou for providing an implementation of the cutting plane algorithm and the helpful discussions on DC optimization.

REFERENCES

- [1] S. G. Mallat and Z. Zhang, “Matching pursuits with time-frequency dictionaries,” *IEEE Trans. Signal Process.*, vol. 41, no. 12, pp. 3397–3415, Dec 1993.
- [2] E. Vural and P. Frossard, “Learning pattern transformation manifolds with parametric atom selection,” in *Proc. Sampling Theory and Applications*, May 2011.
- [3] E. Kokiopoulou and P. Frossard, “Minimum distance between pattern transformation manifolds: Algorithm and applications,” *IEEE Trans. Pattern Anal. Mach. Intell.*, vol. 31, no. 7, pp. 1225–1238, Jul. 2009.
- [4] J. B. Tenenbaum, V. de Silva, and J. C. Langford, “A global geometric framework for nonlinear dimensionality reduction.” *Science*, vol. 290, no. 5500, pp. 2319–2323, Dec. 2000.
- [5] S. T. Roweis and L. K. Saul, “Nonlinear dimensionality reduction by locally linear embedding,” *Science*, vol. 290, pp. 2323–2326, Dec. 2000.

- [6] D. L. Donoho and C. Grimes, "Hessian eigenmaps: Locally linear embedding techniques for high-dimensional data," in *Proc. Natl. Acad. Sci. USA*, vol. 100, no. 10, May 2003, pp. 5591–5596.
- [7] Y. Bengio, J. F. Paiement, P. Vincent, O. Delalleau, N. L. Roux, and M. Ouimet, "Out-of-sample extensions for LLE, ISOMAP, MDS, Eigenmaps, and Spectral Clustering," in *Adv. Neural Inf. Process. Syst.* MIT Press, 2004, pp. 177–184.
- [8] P. Dollár, V. Rabaud, and S. Belongie, "Non-isometric manifold learning: Analysis and an algorithm," in *Int. Conf. Mach. Learn.*, June 2007.
- [9] A. M. Álvarez-Meza, J. Valencia-Aguirre, G. Daza-Santacoloma, C. D. Acosta-Medina, and G. Castellanos-Domínguez, "Image synthesis based on manifold learning," in *CAIP (2)*, 2011, pp. 405–412.
- [10] D. de Ridder, O. Kouropteva, O. Okun, M. Pietikainen, and R. P. W. Duin, "Supervised locally linear embedding," in *Proc. Int. Conf. Art. Neur. Networks*, 2003, pp. 333–341.
- [11] E. Learned-Miller, "Data driven image models through continuous joint alignment," *IEEE Trans. on Pattern Anal. and Machine Intel.*, vol. 28, pp. 236–250, 2006.
- [12] C. Atkeson, A. W. Moore, and S. Schaal, "Locally weighted learning," *AI Review*, vol. 11, pp. 11–73, April 1997.
- [13] A. W. Moore, J. Schneider, and K. Deng, "Efficient locally weighted polynomial regression predictions," in *Int. Conf. on Machine Learning*, 1997, pp. 236–244.
- [14] E. Jonsson and M. Felsberg, "Accurate interpolation in appearance-based pose estimation," in *Proc. 15th Scandinavian Conf. on Image Anal.*, ser. SCIA'07. Berlin, Heidelberg: Springer-Verlag, 2007, pp. 1–10.
- [15] J. A. Tropp, A. C. Gilbert, and M. J. Strauss, "Algorithms for simultaneous sparse approximation part I: Greedy pursuit," *Signal Processing*, vol. 86, no. 3, pp. 572–588, 2006.
- [16] E. Kokiopoulou and P. Frossard, "Semantic coding by supervised dimensionality reduction," *IEEE Trans. Multimedia*, vol. 10, no. 5, pp. 806–818, 2008.
- [17] B. Mailhé, S. Lesage, R. Gribonval, F. Bimbot, and P. Vandergheynst, "Shift-invariant dictionary learning for sparse representations: Extending K-SVD," in *Proc. Eur. Sig. Proc. Conf.*, 2008.
- [18] P. Jost, S. Lesage, P. Vandergheynst, and R. Gribonval, "MoTIF: An efficient algorithm for learning translation-invariant dictionaries," in *Proc. IEEE Int. Conf. Acoust., Speech, Signal Proc.*, vol. 5, 2006, pp. 857–860.
- [19] J. Mairal, G. Sapiro, and M. Elad, "Multiscale sparse image representation with learned dictionaries," in *Proc. IEEE Int. Conf. Image Proc.*, vol. 3, Sep 2007, pp. 105–108.
- [20] P. Sallee and B. Olshausen, "Learning sparse multiscale image representations," in *Adv. in Neur. Inf. Proc. Sys.* MIT Press, 2002.
- [21] C. Ekanadham, D. Tranchina, and E. P. Simoncelli, "Sparse decomposition of transformation-invariant signals with continuous basis pursuit," in *Proc. IEEE Int. Conf. Acoust., Speech, Signal Proc.*, 2011, pp. 4060–4063.
- [22] J. Antoine, R. Murenzi, P. Vandergheynst, and S. Ali, *Two-Dimensional Wavelets and their Relatives*, ser. Signal Processing. Cambridge University Press, 2004.
- [23] R. Horst, P. M. Pardalos, and N. V. Thoai, *Introduction to Global Optimization*. Dordrecht, The Netherlands: Kluwer Academic Publishers, 2000.
- [24] P. Hartman, "On functions representable as a difference of convex functions," *Pacific Journal of Math.*, no. 9, pp. 707–713, 1959.
- [25] R. Horst and N. V. Thoai, "DC programming: overview," *J. Optim. Theory Appl.*, vol. 103, pp. 1–43, October 1999.
- [26] P. Tao and L. An, "Convex analysis approach to DC programming: Theory, algorithms and applications," *Acta Mathematica Vietnamica*, vol. 22, no. 1, pp. 289–355, 1997.
- [27] A. Yuille, A. Rangarajan, and A. L. Yuille, "The concave-convex procedure (CCCP)," in *Adv. in Neur. Inf. Proc. Sys.* MIT Press, 2002.
- [28] E. Vural and P. Frossard, "Learning smooth pattern transformation manifolds," available at <http://arxiv.org/abs/1112.5640>.
- [29] P. Simard, Y. LeCun, J. S. Denker, and B. Victorri, "Transformation invariance in pattern recognition-tangent distance and tangent propagation," in *Neural Networks: Tricks of the Trade*. New York: Springer-Verlag, 1998.
- [30] E. Vural and P. Frossard, "Approximation of pattern transformation manifolds with parametric dictionaries," in *Proc. IEEE Int. Conf. Acoust., Speech, Signal Process.*, May 2011, pp. 977–980.
- [31] Y. LeCun, L. Bottou, Y. Bengio, and P. Haffner, "Gradient-based learning applied to document recognition," *Proceedings of the IEEE*, vol. 86, no. 11, pp. 2278–2324, Nov. 1998.
- [32] T. Kanade, J. F. Cohn, and Y. Tian, "Comprehensive database for facial expression analysis," *Fourth IEEE International Conference on Automatic Face and Gesture Recognition*, pp. 46–53, 2000.
- [33] R. Sala Llonch, E. Kokiopoulou, I. Tošić, and P. Frossard, "3d face recognition with sparse spherical representations," *Pattern Recogn.*, vol. 43, no. 3, pp. 824–834, Mar. 2010.
- [34] E. Vural and P. Frossard, "Discretization of Parametrizable Signal Manifolds," *IEEE Transactions on Image Processing*, vol. 20, no. 12, pp. 3621–3633, 2011.
- [35] Natural History Museum. (2011) Microbiology video collection. [Online]. Available: <http://www.nhm.ac.uk/research-curation/research/projects/protistvideo/about.dsml>



classification, low-dimensional data representations, and multi-view geometry.



visual information analysis, distributed image processing and communications, and media streaming systems.

Dr. Frossard has been the General Chair of IEEE ICME 2002 and Packet Video 2007. He has been the Technical Program Chair of EUSIPCO 2008, and a member of the organizing or technical program committees of numerous conferences. He has been an Associate Editor of the IEEE TRANSACTIONS ON MULTIMEDIA (2004-), the IEEE TRANSACTIONS ON IMAGE PROCESSING (2010-) and the IEEE TRANSACTIONS ON CIRCUITS AND SYSTEMS FOR VIDEO TECHNOLOGY (2006-2011). He is the Vice-Chair of the IEEE Image, Video and Multidimensional Signal Processing Technical Committee (2007-). He is an elected member of the IEEE Visual Signal Processing and Communications Technical Committee (2006-) and of the IEEE Multimedia Systems and Applications Technical Committee (2005-). He has served as Vice-Chair of the IEEE Multimedia Communications Technical Committee (2004-2006) and as a member of the IEEE Multimedia Signal Processing Technical Committee (2004-2007). He received the Swiss NSF Professorship Award in 2003, the IBM Faculty Award in 2005, the IBM Exploratory Stream Analytics Innovation Award in 2008 and the IEEE Transactions on Multimedia Best Paper Award in 2011.