

Electronic supplementary information

Hydrogen evolution at polarised liquid/liquid interfaces catalyzed by molybdenum disulfide

Imren Hatay^{‡a}, Pei Yu Ge^a, Heron Vrabel^c, Xile Hu^c and Hubert H. Girault^{*a}

^aLaboratoire d'Electrochimie Physique et Analytique, Station 6, Ecole Polytechnique Fédérale de Lausanne, Lausanne, Switzerland

^bLaboratory of Inorganic Synthesis and Catalysis, Ecole Polytechnique Fédérale de Lausanne, Lausanne Switzerland.

[‡]*Present address:* Selcuk University, Department of Chemistry, 42031, Konya, Turkey.

Keywords: Hydrogen evolution, Molybdenum disulfide (MoS₂), Liquid/liquid interface, Decamethylferrocene

*To whom correspondence should be addressed:

Fax:(+41216933667

E-mail: hubert.girault@epfl.ch

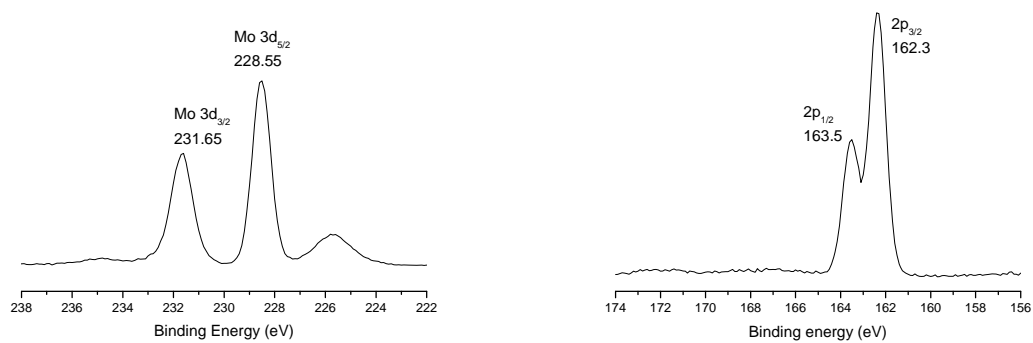


Fig.SI-1. XPS spectra of Mo 3d (left) and S 2p levels (right)

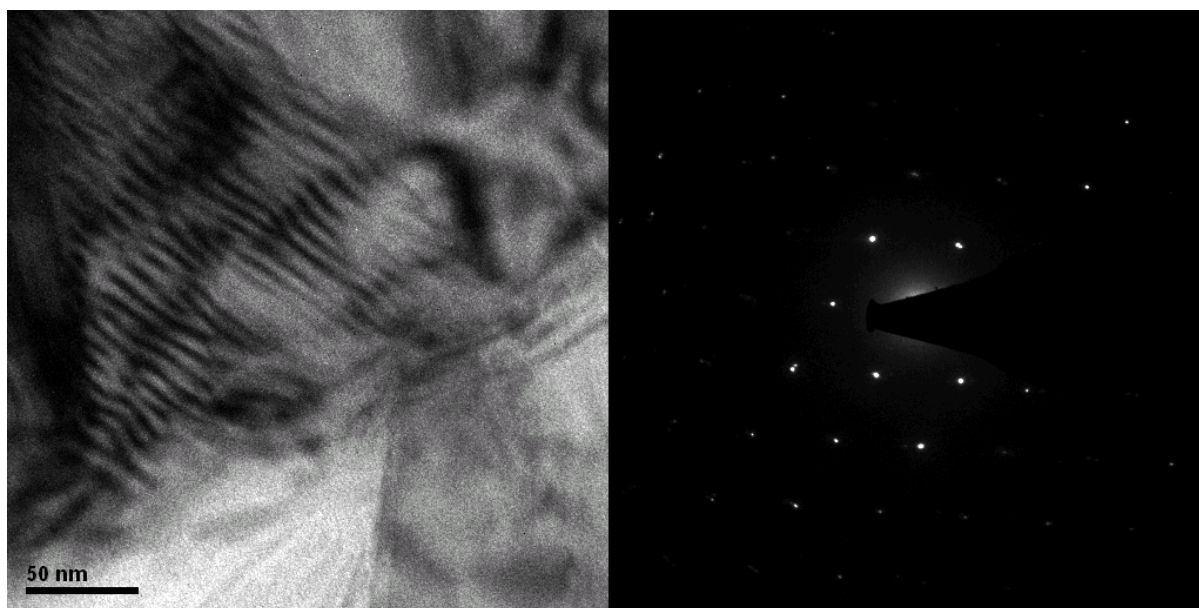


Fig.SI-2. TEM (left) and electron diffraction images (right) for the commercial MoS₂ used.

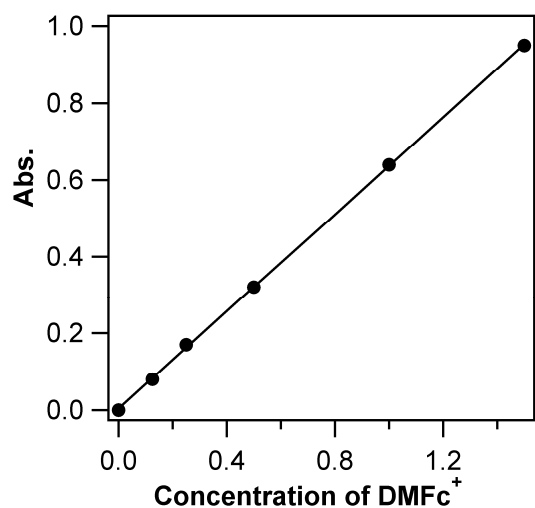


Fig. SI-3: The calibration curve is obtained by plotting of absorbance against the different concentrations of DMFc⁺ solution. The value obtained at 779 nm was $\epsilon = 0.632 \text{ mM}^{-1} \cdot \text{cm}^{-1}$

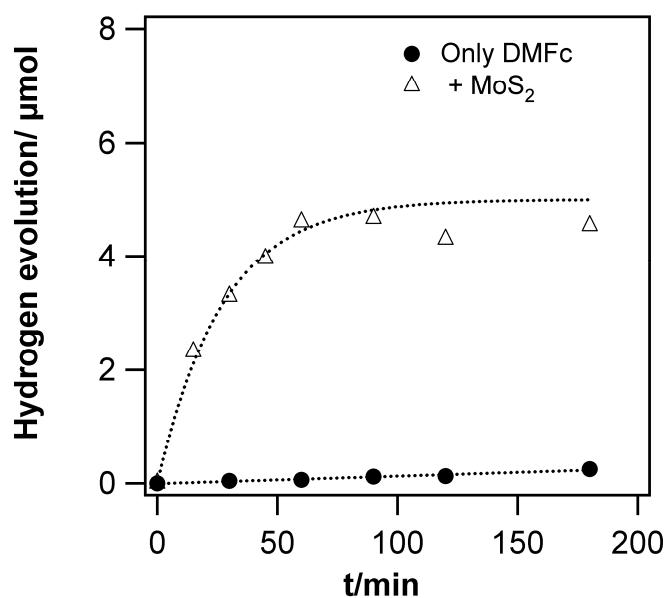


Figure SI-4: Fitting curves obtained by analysis of the gas chromatograms in Figure 5.