

MULTI-MODAL SPEAKER DIARIZATION OF REAL-WORLD MEETINGS USING COMPRESSED-DOMAIN VIDEO FEATURES

Gerald Friedland^{‡*}, Hayley Hung[§] and Chuohao Yeo[◇]

[‡]Int. Computer Science Institute
1947 Center Street, Suite 600
Berkeley, CA 94704, USA

[§]IDIAP Research Institute
Rue Marconi 19
CH-1920 Martigny

[◇]UC Berkeley
Dept. of EECS
Berkeley, CA 94720, USA

ABSTRACT

Speaker diarization is originally defined as the task of determining “who spoke when” given an audio track and no other prior knowledge of any kind. The following article shows a multi-modal approach where we improve a state-of-the-art speaker diarization system by combining standard acoustic features (MFCCs) with compressed domain video features. The approach is evaluated on over 4.5 hours of the publicly available AMI meetings dataset which contains challenges such as people standing up and walking out of the room. We show a consistent improvement of about 34 % relative in speaker error rate (21 % DER) compared to a state-of-the-art audio-only baseline.

Index Terms— Speaker extraction, multi-modal, compressed domain features

1. INTRODUCTION

Speaker diarization is traditionally defined as the task of estimating “who spoke when” given a single-source audio track and no prior knowledge of any kind. The problem has been investigated extensively in the speech community and NIST has conducted evaluations in order to measure the accuracy of various algorithms on different datasets. While progress has been made in these evaluations over the years, the performance of audio-only algorithms may have reached a plateau. At the same time, the application scenarios and the availability of increased amounts of video data suggests that a way of advancing the field is to include video data as well. This is not only a more natural approach, but is also supported by prior studies in social psychology [1]. In particular, it has been observed that in human conversations, speaking turns are also arbitrated by non-verbal cues such as body movements [1]. This has, in part, inspired some prior work into augmenting speaker diarization with visual cues, although typically under constrained laboratory conditions (see Section 2).

In this paper, we present an audio-visual approach capable of handling real-world meeting data where people walk

around, leave the room, stand up, etc. We show that in our approach, video data can provide a substantial improvement to a state-of-the-art audio-only system without adding a significant amount of computational complexity. This is achieved using video features directly derived from MPEG-4 compressed data which is generated directly from recordings using modern video cameras.

The article is organized as follows: we first present prior related work in Section 2 and an overview of the underlying audio-only system in Section 3. Section 4 describes the compressed-domain video features while Section 5 presents our approach for multi-modal feature fusion. We then describe our experimental setup and results in Section 6 before concluding in Section 7.

2. RELATED WORK

A related class of works investigates the problem of audio-visual synchrony [2, 3], where given an audio or speech signal, the aim is to localize its source in video (or vice versa). However, in many cases, it is assumed that the audio or speech signal has already been segmented and experiments are carried out on audio-visual clips of less than 30s where only one of two people in the scene speaks at any instant. In addition, such work tends to rely on the audio-visual synchrony of lip and/or jaw motion and speech, leading to constrained test scenarios where the subjects try not to move their heads and must face the camera frontally for accurate localization of the mouth region. Our proposed system makes no such assumptions about the initial temporal segmentation of the audio data since it is trying to perform speaker segmentation. Also, our video data includes highly varying natural poses where people’s heads rarely face the camera frontally, and on many occasions the entire mouth region can be occluded or obscured by extreme head-pose angles (see Figure 4).

Another related class of works is that of online multi-modal speaker detection [4], where given multiple audio and video streams (say from multiple microphones and cameras), one would like to know if someone is speaking and where that person is. However, such a system does not perform speaker

*This work was partly supported by DAAD, IARPA VACE, EU FP6 AMIDA and A*STAR

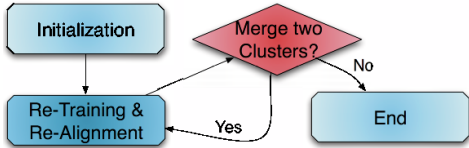


Fig. 1. The agglomerative clustering approach of the ICSI Diarization Engine is explained in Section 3. Retraining and re-segmentation ends when no more models can be merged as of the BIC score.

identification and thus is unable to answer the question of “who spoke when”. Furthermore, it requires a structured microphone array and an omni-directional camera system. In contrast, our proposed system makes use of a single far-field microphone and any collection of available uncalibrated cameras.

The most related class of works would be those that investigate the problem of interest, *i.e.* multi-modal speaker diarization [5], who used meeting data with non-frontal faces and full body motion was captured. Vajaria *et al.* uses an agglomerative clustering approach that is very similar to ours except that they concatenate the audio and video features together as an early-fusion approach; incidentally, they found that the combination of audio and video does *not* improve their diarization performance when compared to using audio or video alone. In contrast, by modeling audio and video features separately, we are able to improve upon audio-only speaker diarization when video features are also used. In addition, Vajaria *et al.* tested on data with two people while we test on 4-person meetings.

A common weakness of many of the above works is that the data used, in particular the recorded video, is highly constrained in terms of conversation flow and actions that subjects can take. In addition, with the exception of the CUAVE corpus used by Nock *et al.* [2], the data used are non-standard and thus not amenable to comparisons. In this paper, we evaluate our approach on over 4.5 hours of publicly available data [6] capturing five different exclusive groups of four individuals in a meeting scenario where participants could behave naturally.

3. AUDIO-ONLY SPEAKER DIARIZATION

A typical speaker diarization system conceptually performs three tasks: first, discriminate between speech and non-speech regions; second, detect speaker changes to segment the audio data; and third, group the segmented regions together into speaker-homogeneous clusters. For the experiments in this paper, we use the ICSI Speaker Diarization Engine [7], which takes an agglomerative clustering approach to perform both segmentation of the audio track into speaker-homogeneous time segments and grouping of these segments into speaker-homogeneous clusters.

19th-order MFCC features, with a frame size of 10 ms, are extracted from the audio track. As a pre-processing step,



Fig. 2. Compressed-domain video features: From left, original, detected skin-color blocks, motion vectors.

a speech/non-speech classifier is used to filter out regions that do not contain speech. The non-speech regions are excluded from the agglomerative clustering.

The algorithm is initialized using k clusters; k is chosen to be much larger than the assumed number of speakers in the audio track. An initial segmentation is generated by randomly partitioning the audio track into k segments of the same length. A Gaussian Mixture Model (GMM) is then trained on each of the k initial segments. As classifications based on 10 ms frames are unreliable, a majority decision rule is applied across consecutive frames. We assume a minimum duration of 2.5 seconds for each speech segment. The algorithm then performs the following loop (see Fig. 1):

Re-Segmentation: Decide cluster membership of each minimum duration segment by computing the likelihood of belonging to each GMM.

Re-Training: Given the new segmentation of the audio track, train a new GMM for each segment.

Cluster Merging: Given the new GMMs, try to find the two models that most likely represent the same speaker. This is done by going over all possible pairs of clusters, and computing the difference between the sum of the Bayesian Information Criterion (BIC) scores of each of the models and the BIC score of a new GMM trained on the merged cluster pair. The clusters from the pair with the largest positive difference are merged, the new GMM is used and the algorithm repeats from the re-segmentation step. If no pair with a positive difference is found, then the algorithm stops.

A more detailed description can be found in [7].

4. COMPRESSED DOMAIN VIDEO FEATURES

To provide video features for speaker diarization, we use frame-based visual activity features that have been shown to correlate well with speaking activity patterns [8]. In particular, we use the motion vector magnitude (see Fig. 2) to construct an estimate of personal activity levels [9] as follows.

For each frame, the average motion vector magnitude over estimated skin blocks is calculated and used as a measure of individual visual activity for a camera view. Note that the averaging over estimated skin blocks is done to reduce the effect of background clutter and mitigate pose and scale variations. To detect skin blocks, we implement a block-level skin-color detector working mostly in the compressed domain (see Fig. 2). A GMM is used to model the distribution of (U, V) chrominance coefficients of skin-tone [10] in the YUV

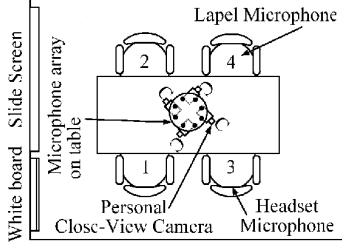


Fig. 3. Plan view of the meeting room set up.

colorspace, where each Gaussian component is assumed to have a diagonal covariance matrix. In the Intra-frames, we compute the likelihood of observed chrominance DCT DC coefficients according to the GMM and threshold it to determine skin-color blocks. Skin blocks in the Inter-frames are inferred by using motion vector information to propagate skin-color blocks through the duration of the group-of-picture (GOP). These values from all camera views are concatenated and used as the video feature vector for that frame.

These visual activity features are block-based and already mostly computed during video compression. As compared to extracting higher resolution pixel-based features such as optical flow, compressed domain features are much faster to extract, with a run-time reduction of 95% [9]. There is also no need to perform any person, face or lip detection. Note also that while we assumed that the visual activity of each participant would be captured in individual close-view cameras, we did not adjust the estimates when a person was not in their seat. Therefore, during these periods, it is likely that little or no visual activity is detected.

5. MULTI-MODAL FUSION

The approach we propose for combining the compressed-domain video features and MFCC is similar to the one in [11]. Since the videos are captured with 25 fps and MFCCs are based on 10 ms frames, we duplicate every video frame four times. Using agglomerative clustering (see Section 3), each cluster is modeled by two GMMs, one for the audio MFCC features and one for the video activity features, where the number of mixture components varies for each feature stream (we use 5 for audio and 2 for video). We assume that the two sets of features are conditionally independent given a speaker. The combined log-likelihood of the two streams is defined as:

$$\log p(x_{MFCC}, x_{VID} | \theta_i) \doteq (1 - \alpha) \log p(x_{MFCC} | \theta_{i1}) + \alpha \log p(x_{VID} | \theta_{i2})$$

where x_{MFCC} is the 19-dimensional MFCC vector, x_{VID} is the 4-dimensional video feature vector, θ_{i1} denotes the parameters of a GMM trained on MFCC features of cluster i , and θ_{i2} denotes the parameters of a GMM trained on video features of cluster i . α is a parameter that is used to weight




Fig. 4. Possible pose variations and ambiguities captured from the video streams.

the contributions of each feature stream. In the extreme case where $\alpha = 0$, video features do not play a role.

6. EXPERIMENTS

6.1. Data

To evaluate the performance of our proposed approach, we used a subset of 12 meetings from the Augmented Multi-Party Interaction (AMI) corpus [6]. This subset contains the most comprehensively annotated meetings in the corpus, therefore it was also preferred by many other authors and related work, for example [8]. The AMI corpus consists of audio-visual data captured of four participants in a natural meeting scenario. The participants volunteered their time freely and were assigned roles such as “project manager” or “marketing director” for the task of designing a new remote control device. The teams met over several sessions of varying lengths (15-35 minutes). The meetings were not scripted and different activities were carried out such as presenting at a slide screen, explaining concepts on a whiteboard or discussing while sitting around a table.

Data was collected in an instrumented meeting room (see Fig. 3), which contains a table, slide screen, white board and four chairs. While participants were requested to return to the same seat during the same recording, they could move freely during the meeting. Different audio and video sources recorded from mounted microphones and cameras on the table, and lapel microphones, or headsets were used to represent increasingly noisy versions of the audio-signal for robustness testing. For the experiments presented here, we used audio data from a single far-field microphone, and video data recorded from four cameras mounted on the center of the table. Fig. 4 shows some of the many different possible poses and poses in example snap-shots of the participants during the meetings.

6.2. Evaluation method

The output of a speaker diarization system consists of metadata describing speech segments with starting time, ending time, and speaker cluster name. It is evaluated against manually annotated ground truth. A dynamic programming procedure is used to find the optimal one-to-one mapping between the hypothesis and the ground truth segments so that the total overlap between the reference speaker and the correspond-

Meeting ID	Audio-only	Multi-Modal	Absolute Δ	Relative Δ
IS1000a	42.40 %	32.79 %	9.61 %	22.67 %
IS1001a	39.40 %	22.41 %	16.99 %	43.12 %
IS1001b	35.50 %	34.89 %	0.61 %	1.72 %
IS1001c	30.40 %	26.46 %	3.94 %	12.96 %
IS1003b	31.40 %	16.85 %	14.55 %	46.34 %
IS1003d	56.50 %	55.63 %	0.87 %	1.54 %
IS1006b	24.10 %	20.53 %	3.57 %	14.81 %
IS1006d	60.40 %	61.15 %	-0.75 %	-1.24 %
IS1008a	8.20 %	3.59 %	4.61 %	56.22 %
IS1008b	10.10 %	6.67 %	3.42 %	33.96 %
IS1008c	14.40 %	12.19 %	2.21 %	15.35 %
IS1008d	32.30 %	10.51 %	21.79 %	67.46 %
Average	32.09 %	25.31 %	6.79 %	21.15 %

Table 1. Per-Meeting comparison of the Diarization Error Rate (DER) for audio-only diarization (baseline) and the proposed multi-modal system. The DER contains a total of 12.20 % Speech/Non-Speech Error for both cases.

ing mapped hypothesized speaker cluster is maximized. The difference is expressed as Diarization Error Rate which is defined by NIST¹. The Diarization Error Rate (DER) is the sum of two main components: speech/non-speech error, where speech is hypothesized but not in ground truth or vice-versa, and speaker errors, where the mapped reference is not the same as the hypothesized speaker. In this experiment, overlapping speech is not detected and counted as missed speech.

6.3. Results

In our experiments, we initialize the speaker diarization system with 16 clusters, i.e. $k = 16$. When audio and video features are both used, we found that the best DER performance is obtained when the weighing factor is chosen as $\alpha = 0.15$ (see Section 5). We also found that the computational overhead for calculating and integrating the video features is about $0.1 \times$ realtime (this means it adds one more minute of CPU time per 10 minutes of meeting). The audio-only diarization runs in about about $0.6 \times$ realtime.

Table 1 presents the per-meeting results of both the audio-only (far-field) and the multi-modal diarization approach. Since our multi-modal approach can only influence speaker error, the speech/non-speech error is the same (12.20% averaged over all meetings) in both cases. In other words, while the total relative improvement in DER is 21.15 %, the total relative improvement in speaker error is about 34 %.

7. CONCLUSION AND FUTURE WORK

This paper presents an approach for performing multi-modal speaker diarization that significantly improves the performance of a state-of-the-art audio-only diarization system in a real-world scenario by about 34 %. Our approach uses video features that do not incur significant additional computational complexity, and can be easily extended to include other modes such as prosodic features. Note that different

application scenarios of speaker diarization allow the use of additional camera signals, such as in our setup. For example, most laptops that can be used for recording meetings are also equipped with internal cameras.

We believe that the speaker diarization performance of our multi-modal system could be further improved in a number of ways. First, a dynamic texture classifier could be used to identify motion events that are not of typical human behavior and thus not indicative of speaking turns. Second, more sophisticated action classification can be used to detect visual cues used for turn taking, such as nodding of a speaker’s head. Finally, we could modify the visual activity features to take into account when people are not seated, which should lead to a better correlation with the speech. Moreover, a wealth of statistical feature and model combination techniques could be tried to improve speaker clustering even further.

8. REFERENCES

- [1] Jinni A Harrigan, “Listeners’ body movements and speaking turns,” *Communications Research*, vol. 12, no. 2, pp. 233–250, April 1985.
- [2] Harriet J. Nock, Giridharan Iyengar, and Chalapathy Neti, “Speaker Localisation Using Audio-Visual Synchrony: An Empirical Study,” *Lecture Notes in Computer Science*, vol. 2728, pp. 565–570, 2003.
- [3] JW Fisher III and T. Darrell, “Speaker association with signal-level audiovisual fusion,” *Multimedia, IEEE Transactions on*, vol. 6, no. 3, pp. 406–413, 2004.
- [4] C. Zhang, P. Yin, Y. Rui, R. Cutler, and P. Viola, “Boosting-Based Multimodal Speaker Detection for Distributed Meetings,” *IEEE International Workshop on Multimedia Signal Processing (MMSP) 2006*, 2006.
- [5] H. Vajaria, T. Islam, S. Sarkar, R. Sankar, and R. Kasturi, “Audio segmentation and speaker localization in meeting videos,” *Pattern Recognition, 2006. ICPR 2006. 18th International Conference on*, vol. 2, pp. 1150–1153, 2006.
- [6] J.C. Carletta, S. Ashby, S. Bourban, M. Flynn, M. Guillemot, T. Hain, J. Kadlec, V. Karaiskos, W. Kraaij, M. Kronenthal, G. Lathoud, M. Lincoln, A. Lisowska, M. McCowan, W. Post, D. Reidsma, and P. Wellner, “The ami meeting corpus: A pre-announcement,” in *Joint Workshop on Machine Learning and Multimodal Interaction (MLMI)*, 2005.
- [7] C. Wooters and M. Huijbregts, “The ICSI RT07s speaker diarization system,” in *Proceedings of the Rich Transcription 2007 Meeting Recognition Evaluation Workshop*, 2007.
- [8] Hayley Hung, Yan Huang, Chuohao Yeo, and Daniel Gatica-Perez, “Correlating audio-visual cues in a dominance estimation framework,” in *CVPR Workshop on Human Communicative Behavior Analysis*, 2008.
- [9] Chuohao Yeo and Kannan Ramchandran, “Compressed domain video processing of meetings for activity estimation in dominance classification and slide transition detection,” Tech. Rep. UCB/ECS-2008-79, EECS Department, University of California, Berkeley, Jun 2008.
- [10] S J McKenna, S Gong, and Y Raja, “Modelling facial colour and identity with gaussian mixtures,” *Pattern Recognition*, vol. 31, no. 12, pp. 1883–1892, 1998.
- [11] J. Pardo, X. Anguera, and C. Wooters, “Speaker Diarization For Multiple-Distant-Microphone Meetings Using Several Sources of Information,” *IEEE Transactions on Computers*, vol. 56, no. 9, pp. 1189, 2007.

¹<http://nist.gov/speech/tests/rt/>