

# Analysis of probe and pump waves interaction in the Brillouin gain scattering by changing the pulse power distribution shape

Carlos GALINDEZ, Francisco J. MADRUGA, Mauro LOMER, Jose M. LAZARO and Jose-Miguel LOPEZ-HIGUERA

Grupo de Ingeniería Fotónica, Departamento TEISA, Universidad de Cantabria, Avda Castros s/n, ETSII y de Teleco, 39005-Santander, Spain.

Contact name: Carlos GALINDEZ ([galindezca@unican.es](mailto:galindezca@unican.es)).

## ABSTRACT:

Spatial resolution is a topic of special interest in the distributed fiber sensing field. The influence of the probe-pulse shape in the interaction between the pulsed light and the continuous wave laser in a pump-probe system is presented. Also this study has the purpose of improving the spatial resolution of the measurement without losing stability in the Brillouin gain Scattering (BGS). Besides it is showed how the backscattering Brillouin gain is affected by inducing variations on the final value of the BGS intensity. Theoretical analysis of the probe pulse in the Brillouin shift and intensity values using sinc, triangular and saw tooth shapes around the phonon lifetime are presented; and also considerations and conclusions are explained. For additional information about the paper, please contact [galindezca@unican.es](mailto:galindezca@unican.es)

**Key words:** Brillouin gain scattering, probe and pump interaction, pulse shape

## 1. - Introduction

Pump light can cause fluctuations in the core of an optical fiber through the electrostrictive mechanism, which induces the non linear Brillouin backscattering effect [1]. By using pulsed light in spontaneous or stimulated Brillouin scattering, it is possible to obtain information about the strain or temperature around a given piece of optical fiber, hence it is used to develop distributed sensing of temperature and/or strain along a fiber since the Brillouin frequency  $\nu_B$  is function of these two parameters [2].

Due to the stimulated Brillouin scattering is more efficient than the spontaneous Brillouin process the development of sensors is been carry out by using this principle. In a stimulated Brillouin scattering process a pulsed pump wave and a counter propagating probe wave interact. In distributed sensors the spatial resolution is one of the most important parameters. In stimulated brillouin sensors

the spatial resolution can be determined by the interaction length between pulse and CW lights, which is half the pulse length. If the frequency of the CW is higher than that of the pulse, power is transferred from the CW to the pulse. If this light has a lower frequency, the power transfer is from the pulse to the CW light. The first configuration is referred to as the loss process since the CW light loses power, the second as the gain process because of the CW power gain [1, 3].

This work has the pupose of study theoretically the interaction between the pulse and the probe light wave, where pulse shape is different from the typical square pulse. The interaction with sinc, triangular and saw tooth pulses are studied to analyse the accuracy of Brillouin measurements and the possible shape effects by using more realistic pulses generated in laboratory experiences.

## 2.- Theoretical model

The description of the SBS process in optical fibers must consider mutual interaction between the pump and stokes waves, for a cw or quasi-cw pump. The steady state coupled-intensity equations for a slowly varying amplitude approximation of the interaction between the scattering and light fields can be expressed as follows [1, 3]

$$\frac{dI_i}{dz} = (\mp) g_B I_i I_j \pm \alpha I_i \quad \text{with } i \neq j \quad (1)$$

where the i-index (1 or 2) denotes the intensity of the pump or scattering light waves,  $\alpha$  is the fiber attenuation coefficient and  $g_B$  is the Brillouin gain factor. The sign for  $g_B$  is negative for a Brillouin gain process and positive for a Brillouin loss process. The Brillouin spectral width is related to the damping time of acoustic waves or the phonon lifetime. In this case the acoustic waves are assumed to decay exponentially as  $e^{-t/T_B}$ , with  $T_B$  as the phonon lifetime (~10ns for optical fibers). BGS is described by a Lorentzian profile and the gain peaks at the Brillouin frequency  $\nu_B$  which is given by [1]

$$g_B(\nu) = g_0 \frac{(\Delta\nu/2)^2}{(\nu - \nu_B)^2 + (\Delta\nu/2)^2}$$

$$g_0 = g_B(\nu_B) = \frac{2\pi n^7 p_{12}^1 \gamma}{c \lambda^2 \rho_0 V_a \Delta\nu_B} \quad (2)$$

where  $\Delta\nu_B$  is the full width at half maximum (FWHM) Brillouin line width and related to the phonon lifetime by  $\Delta\nu_B = (\pi T_B)^{-1}$ ,  $p_{12}$  is the longitudinal elasto-optic coefficient,  $\rho_0$  is the material density,  $\lambda$  is the pump light wave,  $c$  is the vacuum velocity of light. The frequency shift  $\nu_B$  in the backward direction is given by  $\nu_B = 2\pi V_a / \lambda$ . The stokes intensity is found to grow exponentially in the backward direction according to:

$$I_2(0) = I_2(L) e^{g_0 P_{0L} / A_{eff} - \alpha L}$$

This intensity can be express in terms of power by considering the power in the coupled equations 1, thus the interaction can be written as

$$P_i(z) = P_i(0) e^{\int_L^x \alpha dz} e^{\int_L^x (-g_B(\nu, z)) P_j / A_{eff} dz}$$

$$\text{with } P_i = \int I_i dA \quad (3)$$

where the integration area starts at the fiber length L and ends at the beginning of the pulse wave, hence it is considered the region of the optical fiber where the pulse and pump waves interact; for the system in which both the gain and loss process occur, the total probe light power as a function of distance within the fiber can be expressed as  $P_i = P_i^+(z) + P_i^-(z)$ , where the first term on the right hand side is the power for the gain process and the second term is the power for the loss process and  $A_{eff}$  is the effective fiber core area.

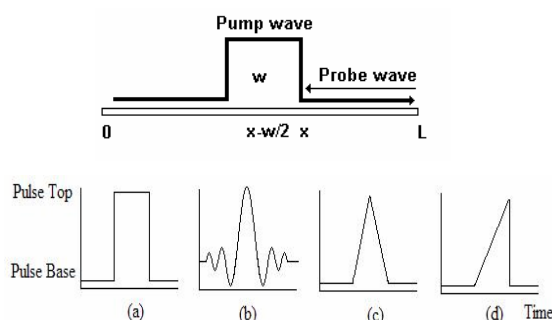


Fig. 1. Interaction between pump and probe light, (a) square pulse, (b) sinc pulse, (c) triangular pulse and (d) saw pulse

In order to use a single laser source the probe light wave is modulated at a fixed frequency using an external modulator, the modulation gives rise to new frequency lines in the optical spectrum (modulation sidebands). For pure intensity modulation, the obtained spectrum is symmetrical around the incident light wave frequency and the new lines are equally spaced in frequency. When the modulation frequency is equal to the Brillouin frequency shift  $\nu_B$ , the first-order sidebands can interact with the incident light wave through SBS process, since they propagate in opposite directions. Pulses have maximum and minimum power different from zero, this situation is caused by the non perfect modulation, but if it considers that the pump light has no pulse base or it is neglected respect to the pulse top, the probe light interacts only with the highest part of the pulse, see Fig. 1.

### 3- Results of simulation

Simulations have been developed by using different pulses, which interact with the backscatter light, those pulses are: square, sinc, triangular, saw tooth and inverted saw tooth, see Fig. 1(a-d). The Brillouin gain factor (BGF) was simulated using equations 1 to 3, the values used in simulation are: Refractive index  $n=1.45$ , Photo-elastic constant  $p_{12}=1$  [3], density =  $2200 \text{ kg m}^{-3}$ , acoustic wave velocity  $V_a=5960 \text{ ms}^{-1}$ , polarization factor  $\gamma=1$ , attenuation coefficient of pump light  $\alpha=0.046$ , wavelength of the laser  $\lambda=1533.6 \text{ nm}$ , effective fiber core area  $A_{\text{eff}}=50 \mu\text{m}^2$ .

BGF calculated numerically for each pulse shape is showed in fig 2. According to theory previously described, it is possible to note that the best response in Brillouin gain is for the square pulse, which presents an integration power area greater than the other shapes of similar pulse conditions of pulse top and pulse width power. But the pulse shape that really acts in an experimental set up looks more like a triangular, saw or sinc pulse; where the accuracy of the measurement is influenced both by the total interacting power and the spatial resolution. This situation depends on the pulse generator accuracy and its performance; thus it is convenient to simulate the variation of power and pulse width around phonon lifetime to analyze BGF using these pulse shapes.

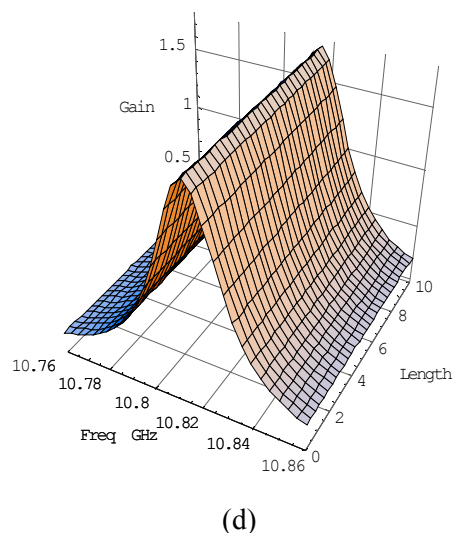
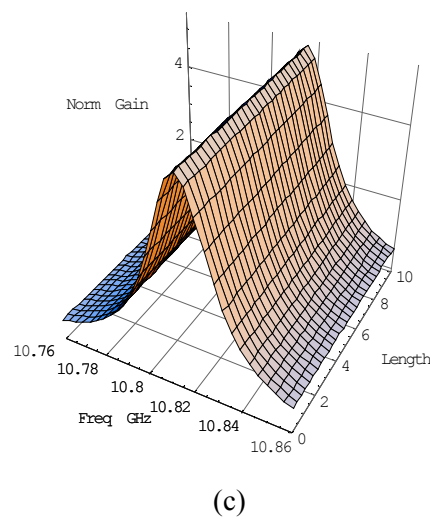
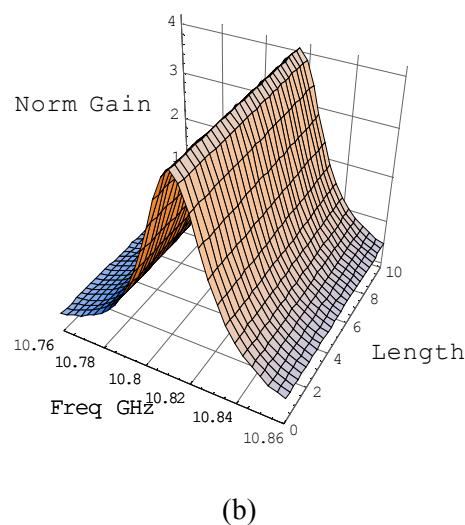
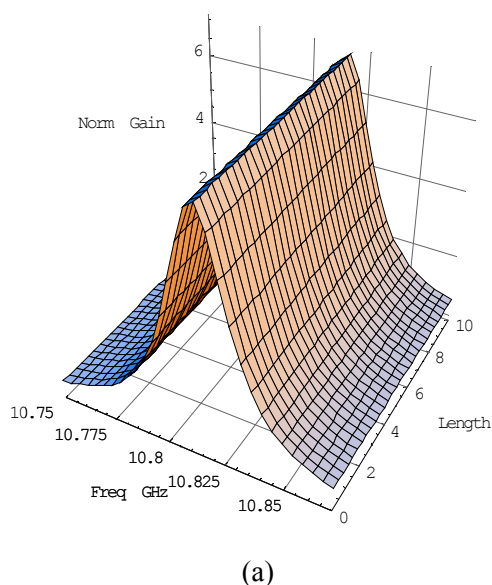
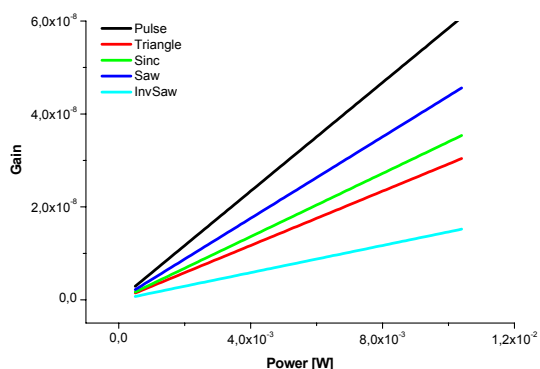


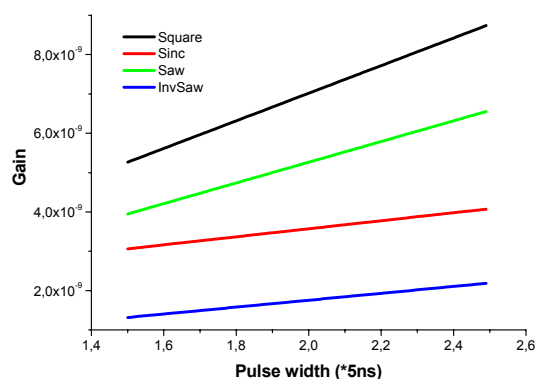
Fig. 2. Brillouin gain scattering obtained by (a) square, (b) sinc, (c) saw and (d) triangular pulses

Figure 3 shows the behavior of BGF when pulse shape varies in power and width. According to the numerical results obtained, if it is compared respect to square pulse, BGF has a growth that depends on the distribution of the pulse power during the interaction process.

For a variation of pulse shape BGF presents a better response when the interaction is due to a saw pulse. This gain is enlarged and rapidly achieved when higher amounts of incident power are used. If the study is made for constant pulse width fixed at phonon lifetime of 10 ns and the power is changed around a constant value, the BGF response is similar to the pulse width analysis which presents an increment that depends on the power and the Brillouin threshold. The best response is presented when the pulse has more power into the interaction area.



(a)



(b)

Fig. 3. Brillouin gain response. (a) power variation for 10ns pulse width and different pulses, (b) pulse width variation for pulses with power of 1.2mW.

#### 4.- Discussion and conclusions

The behavior of BGF when a pump field and different pulse shape fields interact in an optical fiber system was analyzed and studied theoretically in this paper. The results show that the interaction depends on the total amount of power involved during the nonlinear process. Since experimentally pulses are not perfectly squared, it is important to use pulses that present a better approximation, in order to improve the spatial resolution results.

The results of simulation have been highly consistent with the experimental results reported in fiber sensing papers, which verifies properly the theoretical approach. The most important result of this simulation is that it is possible to use other pulse shapes like saw tooth to get similar results in Brillouin gain measurements. It only requires to meet a set of power and pulse conditions of saw tooth pulse close to its square pulse equivalent on power. An improvement on the spatial resolution could be achieved if the power is increased and the pulse width reduced for sinc or saw pulses.

#### Acknowledgments

This work has been supported by the Spanish Government under the research projects TEC2004-05936-CO2-02 and TEC2004-05936-CO2-02.

#### Referencias

- [1] R.W BOYD, "Non Linear Optics", Second ed. 2003, USA; Academic Press, Elsevier Science.
- [2] Luc THÉVENAZ, "Review and progress in distributed fiber sensing", OFS-182006. Cancún. Mexico.
- [3] G.P. AGRAWAL, "Non Linear fiber optics". 1997, New York, Academic Press.
- [4] S.B CHO, J.J. LEE and I.B. KWON, "Pulse base effect on the strain measurement of a Brillouin-Scattering-based distributed optical fiber sensor". Smart Material and Structures. 2006, 15,p10.