

UNIVERSITY *of* York

This is a repository copy of *Towards sustainable kinetic resolution, a combination of bio-catalysis, flow chemistry and bio-based solvents*.

White Rose Research Online URL for this paper:
<https://eprints.whiterose.ac.uk/126362/>

Version: Accepted Version

Article:

Iemhoff, Andree, Sherwood, James orcid.org/0000-0001-5431-2032, McElroy, Con R. orcid.org/0000-0003-2315-8153 et al. (1 more author) (2018) Towards sustainable kinetic resolution, a combination of bio-catalysis, flow chemistry and bio-based solvents. *Green Chemistry*. pp. 136-140. ISSN 1463-9262

<https://doi.org/10.1039/c7gc03177g>

Reuse

Items deposited in White Rose Research Online are protected by copyright, with all rights reserved unless indicated otherwise. They may be downloaded and/or printed for private study, or other acts as permitted by national copyright laws. The publisher or other rights holders may allow further reproduction and re-use of the full text version. This is indicated by the licence information on the White Rose Research Online record for the item.

Takedown

If you consider content in White Rose Research Online to be in breach of UK law, please notify us by emailing eprints@whiterose.ac.uk including the URL of the record and the reason for the withdrawal request.



eprints@whiterose.ac.uk
<https://eprints.whiterose.ac.uk/>

Green Chemistry

Accepted Manuscript



This article can be cited before page numbers have been issued, to do this please use: A. Iemhoff, J. Sherwood, C. R. McElroy and A. J. Hunt, *Green Chem.*, 2017, DOI: 10.1039/C7GC03177G.



This is an Accepted Manuscript, which has been through the Royal Society of Chemistry peer review process and has been accepted for publication.

Accepted Manuscripts are published online shortly after acceptance, before technical editing, formatting and proof reading. Using this free service, authors can make their results available to the community, in citable form, before we publish the edited article. We will replace this Accepted Manuscript with the edited and formatted Advance Article as soon as it is available.

You can find more information about Accepted Manuscripts in the [author guidelines](#).

Please note that technical editing may introduce minor changes to the text and/or graphics, which may alter content. The journal's standard [Terms & Conditions](#) and the ethical guidelines, outlined in our [author and reviewer resource centre](#), still apply. In no event shall the Royal Society of Chemistry be held responsible for any errors or omissions in this Accepted Manuscript or any consequences arising from the use of any information it contains.



Journal Name

COMMUNICATION

Towards sustainable kinetic resolution, a combination of biocatalysis, flow chemistry and greener-more sustainable bio-based solvents

Received 00th January 20xx,
Accepted 00th January 20xx

DOI: 10.1039/x0xx00000x

www.rsc.org/

Andree Iemhoff,^{a,b} James Sherwood,^a Con R. McElroy^a and Andrew J. Hunt^{a,c*}

The esterification of 2-phenylpropionic acid was investigated as a model system for enzyme catalysed (CALB, Novozyme 435) reactions in bio-based solvents. A multi-parameter correlation taking into account solvent parameters was developed to explain experimental observations. A continuous flow process using *p*-cymene as the solvent was operated over several weeks, thus combining a sustainable solvent and flow chemistry for kinetic resolution.

Arylpropionic acid derivatives such as Ibuprofene, Ketoprofene and Flurbiprofene represent an important class of non-steroidal anti-inflammatory drugs.¹ They are widely used in medicines as the racemic mixture, however, only the *S*-enantiomer is biologically active.² Therefore, researchers have taken great interest in resolving the enantiomers of these compounds *via* enzyme catalysis using lipases, specifically the industrially established Novozyme 435 (supported Lipase B from *Candida Antarctica*), which has been the focus of many publications.³⁻⁶

Chiral resolution coupled with direct esterification with an alcohol is considered more desirable than transesterification or hydrolysis as the number of processing steps can be reduced.³ However, this requires the use of organic solvents as the reaction medium instead of water. Generally toluene, isooctane or halogenated solvents like 1,2-dichloropropane are chosen as the reaction medium.⁴⁻⁶

Organic solvents make up 80-90% of the non-aqueous mass in these synthetic transformations.⁷ However, many traditional solvents face legislative restrictions on safety grounds or are unsustainable, being derived from fossil resources.⁸ Many of these solvents have restricted industrial

use because of their safety and sustainability issues.⁹ Green solvents are increasingly being shown to be viable alternatives to conventional solvents in various existing processes.⁸

Besides reducing the number of transformations, process intensification through the use of flow systems has gained significant attention in recent years as a safe way to increase productivity.^{10,11} A number of reviews have focused on advances in the use of lipases for synthesis, including continuous flow enzymatic catalysis.¹² In addition, several research articles have demonstrated the effective use of lipases for the kinetic resolution of target compounds within continuous flow processes.¹³

Herein, a sustainable two step kinetic resolution by direct esterification of 2-arylpropionic acids was undertaken. 2-Phenylpropionic acid (2PPA) has been used as a model compound. The performance of 17 solvents, both petroleum- and bio-based, in the esterification of 2PPA with ethanol was studied. Furthermore, the process has been transferred from batch synthesis to a more productive flow process utilising bio-derived *p*-cymene.

Figure 1 shows the conversion over time for the esterification of 2PPA, catalysed by Novozyme 435 in different solvents. The highest conversion was achieved with non-polar hydrocarbon solvents. *n*-Hexane and toluene are high performance solvents, but are considered 'hazardous' and 'problematic' respectively in a recent green chemistry solvent selection guide for the pharmaceutical industry, rendering them unattractive in a green context.⁹ Anisole, which is listed as 'recommended',⁹ leads to 50% conversion after 24 hours (Table 1), which is lower than the hydrocarbons but significantly better than other ethers like THF and its biomass derived equivalent 2-MeTHF, for which the conversion was no more than 5% after 24 hours (Table 1). Limonene is a terpene that can be obtained from waste biomass such as orange peel.¹⁴ Limonene and its aromatised analogue *p*-cymene were found to give the best conversions for this reaction after 24 hours.

^a Department of Chemistry, University of York, Heslington, York, YO10 5DD, UK

^b Institut für Technische und Makromolekulare Chemie, RWTH Aachen University, Worringerweg 1, 52074 Aachen, Germany

^c Materials Chemistry Research Center, Department of Chemistry, Faculty of Science, Khon Kaen University, Khon Kaen, 40002, Thailand, (* = Corresponding author, email: andrew@kku.ac.th).

Electronic Supplementary Information (ESI) available: See DOI: 10.1039/x0xx00000x

Journal Name

COMMUNICATION

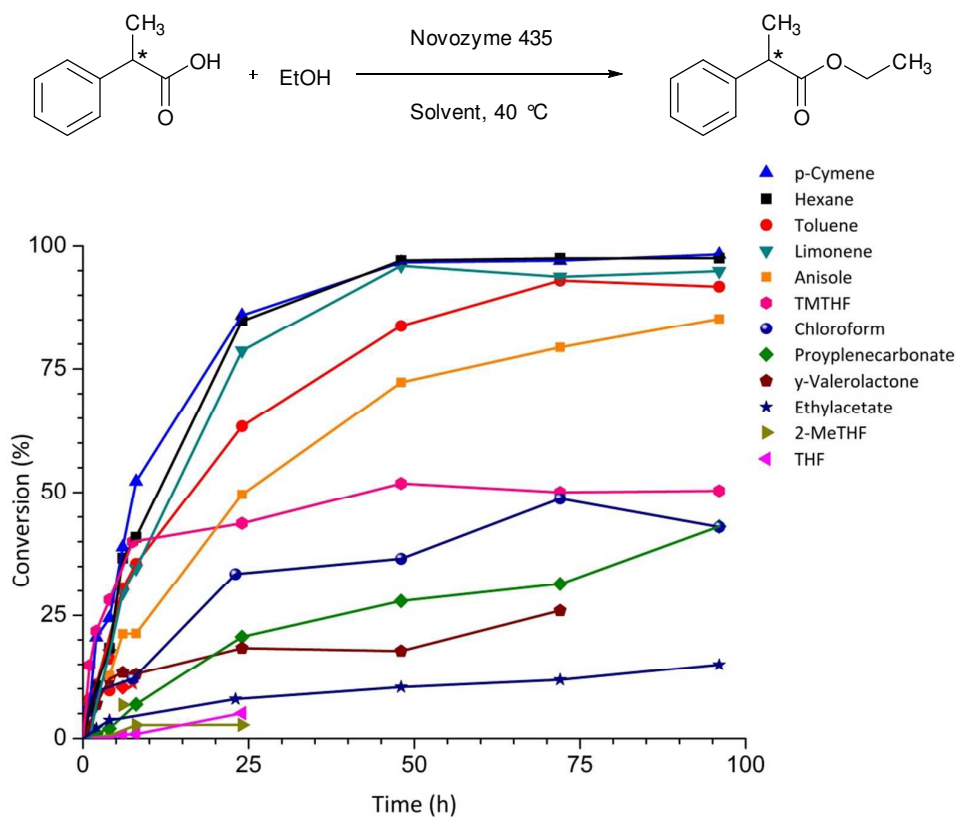


Figure 1. Conversion over time for 12 different organic solvents in the esterification of 2-phenylpropionic acid with ethanol.

2,2,5,5-Tetramethyltetrahydrofuran (TMTHF) has previously been demonstrated as a green and potentially bio-based alternative to toluene.¹⁵ The absence of a proton at the *alpha*-position to the oxygen of the ether eliminates the potential to form peroxides making it safer than traditional ethers. TMTHF shows promising initial rates but reaches a plateau and does not exceed 50% conversion. Ester solvents, which are typically non-toxic, give rise to poor conversions. No product formation was observed after 24 hours in the polar aprotic solvents NMP and DMF, which are classified as highly hazardous because of their reprotoxicity. Similarly no conversion was observed with more desirable solvents such as dihydrolevoglucosenone (Cyrene™), diethyl carbonate, and butanone (Table 1).

Much work has been conducted to evaluate the influence of solvents on enzyme catalysed reactions, focusing on the octanol-water partition coefficient $\log(P)$, an intuitively relevant variable.⁵ However, a growing number of publications

have indicated that a more intricate relationship governs the influence of the solvent on enzymatic reactions.¹⁶⁻¹⁸ The multi-parameter Kamlet-Taft solvatochromic scales of solvent polarity have been shown to provide more a detailed and specific description of solvent effects.¹⁹ A generalised equation relating chemical phenomena to solvent polarity, where XYZ is proportional to free energy, can be found in eqn. 1, including contributions for solvent hydrogen bond donating ability (α), hydrogen bond accepting ability (β), and dipolarity/polarisability (π^*).

$$XYZ = XYZ_0 + a \alpha + b \beta + s \pi^* \quad (1)$$

Furthermore, Kamlet *et al.* described the partition coefficient $\log(P)$ of solvent molecules as a function of their solvatochromic parameters.²⁰ This required introducing the molar volume (V_m) to adequately describe $\log(P)$ as dependent on the size and hydrogen bond accepting ability (β) of the

solvent. In this present work, $\log(P)$ and solvatochromic parameters were used to construct separate correlations with the natural logarithm of the initial reaction rate, $\ln(r)$. From the reaction of 2PPA in different solvents, the initial rate of ester formation was obtained (see Figure S3, Supplementary Information). Correlations describing $\ln(r)$ were arrived at by evaluating the statistical relevance of each variable and discarding insignificant parameters (i.e. α , β , π^* , and V_m). The plot of experimental versus predicted $\ln(r)$ gives a visual indication of the quality of these correlations (Figure 2). In five solvents essentially no reaction occurred, so these solvents are absent from the correlations.

Table 1. Solvents used in the esterification of 2PPA and their respective parameters which were found to have a significant contribution to the correlation for the initial rate of ester formation.

Solvent	$\beta^{a,c}$	V_m^b /mL mol ⁻¹	$\log(P)^c$	r^d / μmol h^{-1}	C^e
<i>p</i> -Cymene	0.13	157	4.10	13.53	86%
<i>n</i> -Hexane	0.00	132	3.50	11.97	84%
Limonene	0.00	162	4.58	10.18	86%
Toluene	0.11	106	2.50	6.56	63%
TMTHF	0.67	160	2.32	3.46	44%
Chloroform	0.10	80.1	1.97	2.17	34%
Propylene carbonate	0.40	85.1	-0.41	2.08	21%
Anisole	0.32	109	2.62	1.98	50%
γ -Valerolactone	0.60	95.4	-0.13	1.36	18%
2-MeTHF	0.58	101	1.26	0.77	3%
Ethyl acetate	0.45	98.2	0.68	0.21	8%
THF	0.55	81.1	0.49	0.08	5%
DMF	0.69	77.4	-1.00	-	-
NMP	0.77	96.2	-0.46	-	-
Diethyl carbonate	0.40	121	1.21	-	-
2-Butanone	0.48	89.6	0.29	-	-
Cyrene™	0.61	84.3	-1.52	-	-

a) Ref. 17, 29; b) Molecular volumes of the respective solvents were calculated by dividing its molar mass by its density; c) Ref. 30; d) Initial rate of ester formation; e) Conversion after 24 hours.

A multi-parameter approach employing β and V_m (Figure 2, square data points) yields a stronger correlation than the partition coefficient $\log(P)$ alone (Figure 2, diamond data points). Solvent performance is overestimated for ethyl acetate and tetrahydrofuran when the reaction is slow (Figure 2, unshaded data points). However, the rate of reaction remains solvent dependent.

The description of reaction rate based on β and V_m is in agreement with previously published work on the bio-catalysed synthesis of hexyl laurate.²¹ The fact that β and V_m underpin both $\log(P)$,²⁰ and the rate of lipase catalysed esterification reactions may be coincidence, or a similar principle relating $\log(P)$ and $\ln(r)$ is perhaps in operation. Therefore, when $\log(P)$ is used to correlate rates of reaction to solvent properties, it is a helpful approximation but not a true explanation of the fundamental solvent effects in operation.

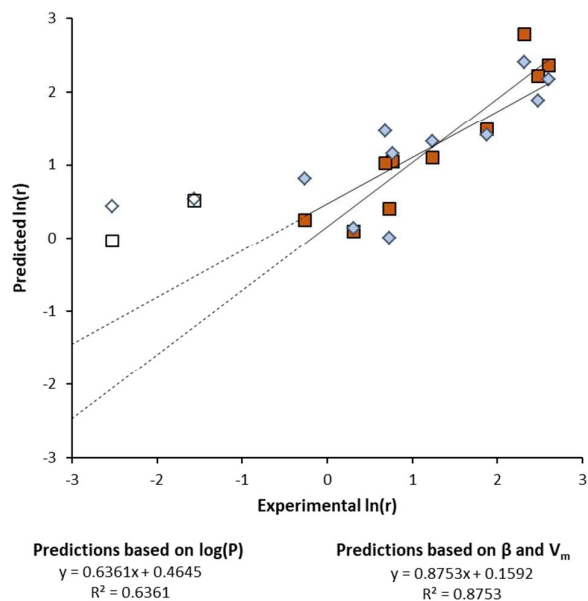


Figure 2. Correlations using different sets of solvent parameters to calculate the initial rate of the esterification of 2PPA.

In order to maintain their specific structure and activity in non-polar media, a water layer around the enzyme has been found to be crucial.²² Previous studies have concluded that the concentration of an organic substrate is in equilibrium between the bulk organic phase and the aqueous phase near the enzyme and therefore the catalytic active site.¹⁶ Solvents with high polarity were shown to disrupt the water layer, which is generally referred to as water stripping.²³ This phenomenon will decrease the activity of the enzyme. Previous studies indicate the solvent does not directly interact with the active site of enzymes.²⁴ As such, the mechanism of the enzymatic reaction is not affected by solvents of different polarity.²⁵ Generally, the rate of carbonyl additions (including esterifications and amidations) are all inversely proportional to β .¹⁷ However, the exclusion of the solvent from the enzyme active site means the same solvent effect is not operational when the esterification is bio-catalysed, despite the similar relationship between solvent polarity and rate of reaction.

The highest initial rates ($>10 \mu\text{mol h}^{-1}$) are found for solvents which are large (bulky) with low β values, such as *p*-cymene and *n*-hexane. Given the reactive substrates are a protic organic acid and an alcohol, a solvent with low hydrogen bond accepting ability may promote partition into the more hydrophilic enzyme environment through lack of intermolecular bonding. Furthermore, if the solvent is bulky this will hinder the formation of a structured solvation environment for the substrate, which is also advantageous to encourage the substrate to migrate into the enzyme environment instead. The reaction failed in dipolar aprotic solvents, which have the highest hydrogen bond acceptor strength and small molar volumes.

Revisiting water stripping data for the transesterifying subtilisin enzyme,²³ an equivalent relationship (eqn. 2, where W_d is fraction of desorbed water and W_a is the fraction of absorbed water) to the observed rates of esterification (eqn. 3) was found. This means the origin of decreased enzyme water stripping and increased rate of reaction can be traced back to the same fundamental solvent properties: β and V_m . This is an indication that the ability of the organic solvent to preserve the enzymatic function is the origin of the solvent effect. Larger, non-hydrogen bonding solvents have a lower affinity for water and as such are ideal for enzymatic catalysis.

$$\ln\left(\frac{W_d}{W_a}\right) = -3.37 + 4.98 \cdot \beta - 0.00877 \cdot V_m \quad (2)$$

$$\ln(r) = -0.18 - 2.44 \cdot \beta + 0.0183 \cdot V_m \quad (3)$$

The rates of reaction in ethyl acetate and THF are predicted to be slow (according to eqn. 2), and in reality are much slower still. The water stripping abilities of these two solvents are significantly greater than hydrocarbon solvents, and more than predicted by eqn. 2. This may explain the poor prediction of rates for ethyl acetate and THF, but only by deferring the discrepancy onto the modelling of water stripping, which is also unexplained. It was assumed that diethyl carbonate and butanone were also strongly water stripping after the reaction failed to occur in these solvents.

Based on the kinetic studies in batch, *p*-cymene was identified as the green solvent which gave the best activity in the conversion of 2PPA (Table 1) and was therefore selected for application in a continuous flow process. Novozyme 435 can be transferred from batch systems to continuous flow processes.²⁶ Specifically, the lipase catalysed kinetic resolution of arylpropionic acid derivatives like Ibuprofen and Flurbiprofen has been demonstrated in continuous flow systems before, albeit in toluene or cyclohexane.²⁷

A HPLC column (150 mm length x 4.6 mm diameter) was used as a packed bed reactor and equipped with Novozyme 435. For the system at hand, flow rates between $9 \mu\text{L min}^{-1}$ and $90 \mu\text{L min}^{-1}$ were tested. This corresponds to residence times between 20 min and 3 hours. Longer residence times increased the conversion up to 93% (Figure 3). Batch reaction conditions required 40 hours rather than 3 hours to obtain similar results. The data is tabulated in Table S2 of the Supplementary Information.

The enantiomeric excess of 2-phenylpropionic acid ethyl ester was determined by chiral HPLC analysis. The enantiomeric ratio, *E*, was calculated following an established methodology.²⁸ The best resolution ($E = 2.41$) was obtained at 35% conversion, while $E = 2.23$ at 44% conversion. These values are well below what is considered acceptable resolution,⁶ but agree with other results for the enantioselective esterification of 2PPA,⁵ or Ketoprofen, catalysed by Novozym 435 at similar conversions.⁴ However, these previous literature results were obtained by batch reaction after 10 hours with an excess of immobilised enzyme in isobutyl methyl ketone and limonene respectively.

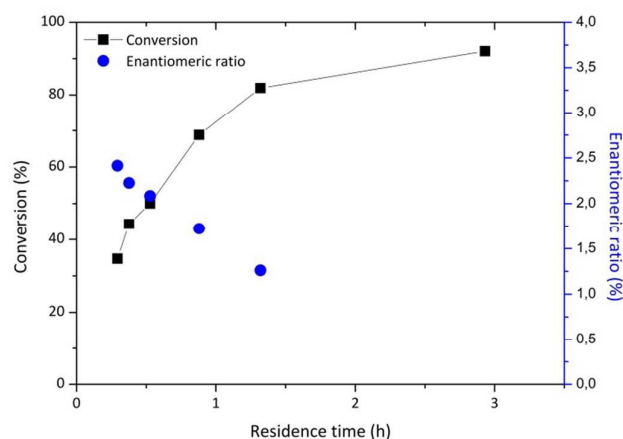


Figure 3. Dependence of the conversion of the residence time in a packed bed reactor (Conversion in black and enantiomeric excess in blue). Novozym 435 efficiently catalyses the esterification of 2 PPA in continuous flow and leads to decreased reaction times compared to the batch reactions.

In the batch experiments, a substrate to catalyst ratio of 6 mg mg^{-1} was employed. In flow, the system could be operated for three weeks (with no loss in activity), converting 15 g of 2PPA. This leads to a substrate to catalyst ratio of 21 mg mg^{-1} , which is a great improvement in the stability of the system. Monitoring $9 \mu\text{L min}^{-1}$ and $70 \mu\text{L min}^{-1}$ flow rates over an extended period of time indicated stable conversion of 2PPA (see Figure S5, Supplementary Information). Moreover, in batch experiments it was observed that the polymer support was mechanically ground by stirring over the course of the reaction. The physical appearance was greatly altered from the original polymer beads (see Figure S6 and S7). This had a marked impact upon catalyst recycling. Although the optimum batch system of *p*-cymene running for 24 hours gave a conversion of 86%, reuse of the supported enzyme almost halved conversion to 48%, dropping to 25% in the third reaction (see Figure S4). The catalyst in the packed bed reactor showed only minor changes in physical appearance and had mostly retained its structure even after three weeks of use. From images obtained *via* visual microscopy, swelling of the polymer can be observed but not the degradation and agglomeration seen in batch reactions (see Figure S8). Infra-red spectroscopy of *p*-cymene flowed through the catalyst bed for pre-treatment showed no evidence of any dissolved polymer (see Figure S10).

In conclusion, more sustainable solvents were successfully evaluated in the esterification of 2-phenylpropionic acid. A multi-parameter correlation, comprising β and V_m , showed an improved prediction of the experimentally obtained initial rates compared to correlations with $\log(P)$. A continuous flow process using *p*-cymene as the solvent was implemented and operated over several weeks, testing a range of flow rates and demonstrating resolution of the racemic substrate. This work lays the foundation for the use of alternative solvents combined with flow processes for the kinetic resolution of arylpropionic acid derivatives.

Conflicts of Interest

There are no conflicts of interest to declare

Notes and references

- 1 A. Burke, EM. Smyth and GA. Fitzgerald, *Analgesic-antipyretic agents; Pharmacotherapy of gout*. In: LL. Brunton, JS Lazo and KL Parker, *Goodman and Gilman's The Pharmacological basis of therapeutics*. 11th ed. New York: Mcgraw-Hill, 2006, 671–716.
- 2 J. Caldwell, A. Hutt and S.J. Fournel-Gigleux, *Biochem. Pharmacol.*, 1998, **1**, 105-114.
- 3 H.J. Park, W.J. Choi, E.C. Huh, E.Y. Lee and C.Y. Choi, *J. Biosci. Bioeng.*, 1999, **87**(4), 545-547.
- 4 N. D'Antona, P. Lombardi, G. Nicolosi and G. Salvo, *Process Biochem.*, 2002, **38**(3), 373-377.
- 5 M. Arroyo and J.V. Sinisterra, *J. Org. Chem.*, 1994, **59**, 4410-4417.
- 6 T. Siódmiak, D. Mangelings, Y. Vander Heyden, M. Ziegler-Borowska and M.P. Marszall *Appl. Biochem. Biotechnol.*, 2015, **175**, 2769-2785.
- 7 D.J.C. Constable, C. Jimenez-Gonzales and R.K. Henderson, *Org. Process. Res. Dev.*, 2007, **11**, 133-137.
- 8 (a) J.H. Clark, A.J. Hunt, C. Topi, G. Paggiola and J. Sherwood in *Sustainable Solvents: Perspectives from Research, Business and International Policy*, RSC Publishing, Cambridge, 2017, 1-358; (b) S. Jin, F. Byrne, C.R. McElroy, J. Sherwood, J.H. Clark and A.J. Hunt, *Faraday Discuss.*, 2017, **202**, 157-173.
- 9 D. Prat, A. Wells, J. Hayler, H. Sneddon, C.R. McElroy, S. Abou-Shehada and P.J. Dunn, *Green Chem.*, 2016, **18**, 288.
- 10 K. Booker-Milburn, *Nat. Chem.*, 2012, **4**, 433-435.
- 11 R. Porta, M. Benaglia and A. Puglisi, *Org. Process Res. Dev.*, 2016, **20**, 2-25.
- 12 (a) I. Itabaiiana Jr., L.S.M. Miranda, R.O.M.A. de Souza, *J. Mol. Catal. B: Enzym.*, 2013, **86**, 1–9; (b) A. S. de Miranda, L.S.M. Miranda, R.O.M.A. de Souza, *Biotechnol. Adv.*, 2015, **33**, 372–393; (c) R. Wohlgemuth, I. Plazl, P. Žnidaršič-Plazl, K.V. Gernaey and J. M. Woodley, *Trends Biotechnol.*, 2015, **33**, 302-314.
- 13 (a) H.M. Salvi, M.P. Kamble and G.D. Yadav, *Appl. Biochem. Biotechnol.*, 2017, DOI 10.1007/s12010-017-2572-7; (b) A. Cimporescu, A. Todea, V. Badea, C. Paul and F. Peter, *Process Biochem.*, 2016, **51**, 2076–208; (c) M.V.M. Silva, J.F. Bassut, I.I. Junior, S.P. de Souza, M.L.G. Estrada, L.S.M. Miranda and R.O.M.A. de Souza, *RSC Adv.*, 2015, **5**, 102409-102415; (d) S. Kataok, Y. Takeuchi, A. Harada, M. Yamada and A. Endo, *Green Chem.*, 2010, **12**, 331-337.
- 14 A. Farhat, A.S. Fabiano-Tixier, M.E. Maataoui, J.F. Maingonnat, M. Romdhane and F. Chemat, *Food Chem.*, 2011, **125**, 255-261.
- 15 F. Byrne, B. Forier, G. Bossaert, C. Hoebbers, T. J. Farmer, J. H. Clark and A. J. Hunt, *Green Chem.*, 2017, **19**, 3671-3678.
- 16 P.J. Halling, *Enzyme Microb. Tech.*, 1994, **16**, 178-206.
- 17 J.H. Clark, D.J. Macquarrie and J. Sherwood, *Green Chem.*, 2012, **14**, 90-93.
- 18 A.G. Lanctôt, T.M. Attard, J. Sherwood, C.R. McElroy and A.J. Hunt, *RSC Adv.*, 2016, **6**, 48753-48756.
- 19 M.J. Kamlet, J.-L.M. Abboud, M.H. Abraham and R.W. Taft, *J. Org. Chem.*, 1983, **48**, 2877-2887.
- 20 M.J. Kamlet, M.H. Abraham, R.M. Doherty and R.W. Taft, *J. Am. Chem. Soc.*, 1984, **106**, 464-466.
- 21 G. Paggiola, A.J. Hunt, C.R. McElroy, J. Sherwood and J.H. Clark, *Green Chem.*, 2014, **16**, 2107-2110.
- 22 A. Zaks and A.M. Klibanov, *Biochemistry*, 1985, **82**, 3192-3196.
- 23 L.A.S. Gorman and J.S. Dordick, *Biotechnol. Bioeng.*, 1992, **39**, 392-397.
- 24 P.C. Michels, J.S. Dordick and D.S. Clark, *J. Am. Chem. Soc.*, 1997, **119**, 9331-9335.
- 25 J. Kim, D.S. Clark and J.S. Dordick, *Biotechnol. Bioeng.*, 2000, **67**, 112-116.
- 26 (a) Z. Boros, P. Falus, M. Márkus, D. Weiser, M. Oláh, G. Hornyánszky, J. Nagy and L. Poppe, *J. Mol. Catal. B: Enzym.*, 2013, **85-86**, 119-125; (b) E.A. Manoel, K.C. Pais, M.C. Flores, L.S.D.M.E. Miranda, M.A.Z. Coelho, A.B.C. Simas, D.M.G. Freire and R.O.M.A. De Souza, *J. Mol. Catal. B: Enzym.*, 2013, **87**, 139-143.
- 27 (a) L. Tamborini, D. Romano, A. Pinto, A. Bertolani, F. Molinari and P. Conti, *J. Mol. Catal. B: Enzym.* 2012, **84**, 78-82; (b) J. Chen and S. Tsai, *Biotechnol. Progr.*, 2000, **16**, 986-992.
- 28 C.-S. Chen, Y. Fujimoto, G. Girdaukas and C.J. Sih, *J. Am. Chem. Soc.*, 1982, **104**, 7294-7299.
- 29 (a) Y. Marcus, *Chem. Soc. Rev.*, 1993, **22**, 409; (b) J. Sherwood M. De bruyn, A. Constantinou, L. Moity, C.R. McElroy, T.J. Farmer, T. Duncan, W. Raverty, A.J. Hunt and J.H. Clark, *Chem. Commun.*, 2014, **50**, 9650-9652; (c) P.G. Jessop, D. A. Jessop, D. Fu and L. Phan, *Green Chem.*, 2012, **14**, 1245.
- 30 (a) C. Laane, S. Boeren, K. Vos and C. Veeger., *Biotechnol. Bioeng.*, 1987, **30**, 81-87; (b) Material Safety Data Sheet, Sigma Aldrich, accessed 06/2016; (c) TOXNET Databases, <http://toxnet.nlm.nih.gov/index.html>, accessed 06/2016; (d) Data kindly provided by Circa Group Ltd., the manufacturer of Cyrene, by F. Hoffmann La Roche Ltd., hereby acknowledged as the source of the data and corresponding study; (e) J. Zhang, G. White, M. Ryan, A.J. Hunt, and M.J. Katz, *ACS Sustainable Chem. Eng.*, 2016, **4**, 7186-7192.

