

Original citation:

Giesen, Gregor and Topping, Peter. (2016) Ricci flows with bursts of unbounded curvature. Communications in Partial Differential Equations, 41 (5). pp. 854-876

Permanent WRAP URL:

<http://wrap.warwick.ac.uk/97143>

Copyright and reuse:

The Warwick Research Archive Portal (WRAP) makes this work by researchers of the University of Warwick available open access under the following conditions. Copyright © and all moral rights to the version of the paper presented here belong to the individual author(s) and/or other copyright owners. To the extent reasonable and practicable the material made available in WRAP has been checked for eligibility before being made available.

Copies of full items can be used for personal research or study, educational, or not-for profit purposes without prior permission or charge. Provided that the authors, title and full bibliographic details are credited, a hyperlink and/or URL is given for the original metadata page and the content is not changed in any way.

Publisher's statement:

This is an Accepted Manuscript of an article published by Taylor & Francis in Communications in Partial Differential Equations on 11 January 2016, available online: <http://www.tandfonline.com/10.1080/03605302.2015.1135167>

A note on versions:

The version presented here may differ from the published version or, version of record, if you wish to cite this item you are advised to consult the publisher's version. Please see the 'permanent WRAP url' above for details on accessing the published version and note that access may require a subscription.

For more information, please contact the WRAP Team at: wrap@warwick.ac.uk

RICCI FLOWS WITH BURSTS OF UNBOUNDED CURVATURE

Gregor Giesen and Peter M. Topping

1st October 2014

Abstract

Given a completely arbitrary surface, whether or not it has bounded curvature, or even whether or not it is complete, there exists an instantaneously complete Ricci flow evolution of that surface that exists for a specific amount of time [GT11]. In the case that the underlying Riemann surface supports a hyperbolic metric, this Ricci flow always exists for all time and converges (after scaling by a factor $\frac{1}{2t}$) to this hyperbolic metric [GT11], i.e. our Ricci flow *geometrises* the surface. In this paper we show that there exist complete, bounded curvature initial metrics, including those conformal to a hyperbolic metric, which have subsequent Ricci flows developing unbounded curvature at certain intermediate times. In particular, when coupled with the uniqueness from [Top13], we find that *any* complete Ricci flow starting with such initial metrics *must* develop unbounded curvature over some intermediate time interval, but that nevertheless, the curvature *must* later become bounded and the flow must achieve geometrisation as $t \rightarrow \infty$, even though there are other conformal deformations to hyperbolic metrics that do not involve unbounded curvature.

Another consequence of our constructions is that while our Ricci flow from [GT11] must agree initially with the classical flow of Hamilton and Shi in the special case that the initial surface is complete and of bounded curvature, by uniqueness, it is now clear that our flow lasts for a longer time interval in general, with Shi's flow stopping when the curvature blows up, but our flow continuing strictly beyond in these situations.

All our constructions of unbounded curvature developing and then disappearing are in two dimensions. Generalisations to higher dimensions are then immediate.

1 Introduction

Hamilton [Ham82] and Shi [Shi89] proved that given a complete Riemannian manifold (\mathcal{M}, g_0) with bounded curvature, there exists a complete Ricci flow $g(t)$ on \mathcal{M} for a short time, with $g(0) = g_0$ (see [Top06] for an introduction to this topic). The curvature of this Ricci flow is initially bounded, and the flow can be extended until such time that the curvature becomes unbounded.

Ricci flows with possibly *unbounded* curvature in their initial condition and/or during the flow itself, were studied by the second author in [Top10] in the special case of surfaces, and in [GT11] we proved that one can always find an *instantaneously complete* Ricci flow starting at a completely arbitrary initial surface, whether of unbounded curvature or not, or indeed whether complete or not, which exists for a specific amount of time, and in [Top13] this solution was shown to be unique. More precisely, we proved:

Theorem 1.1 (Part of [GT11, Theorem 1.3] and [Top13, Theorem 1.1]). *Let (\mathcal{M}^2, g_0) be a smooth Riemannian surface which could have unbounded curvature or be incomplete. Depending on the conformal class, we define $T \in (0, \infty]$ by*

$$T := \begin{cases} \frac{\text{vol}_{g_0} \mathcal{M}}{4\pi \chi(\mathcal{M})} & \text{if } (\mathcal{M}, g_0) \stackrel{\text{conf}}{=} (\mathbb{S}^2, g_{\mathbb{S}}) \text{ or } (\mathbb{R}P^2, g_{\mathbb{S}}) \text{ or } (\mathbb{C}, |dz|^2)^*, \\ \infty & \text{otherwise.} \end{cases} \quad (1.1)$$

Then there exists a smooth Ricci flow $(g(t))_{t \in [0, T]}$ such that

- (i) $g(0) = g_0$;
- (ii) $(g(t))_{t \in [0, T]}$ is instantaneously complete (i.e. $g(t)$ is complete for all $t \in (0, T)$);
- (iii) $(g(t))_{t \in [0, T]}$ is maximally stretched (see Remark 1.5),

and this flow is unique in the sense that if $(g_2(t))_{t \in [0, T_2]}$ is any other Ricci flow on \mathcal{M} satisfying (i) and (ii), then $T_2 \leq T$ and $g_2(t) = g(t)$ for all $t \in [0, T_2]$.

If $T < \infty$, then we have

$$\text{vol}_{g(t)} \mathcal{M} = 4\pi \chi(\mathcal{M}) (T - t) \longrightarrow 0 \quad \text{as } t \nearrow T, \quad (1.2)$$

and in particular, T is the maximal existence time.

It has been understood since the work of Hamilton and Chow [Ham88, Cho91] that the Ricci flow on *closed* surfaces has excellent geometrisation properties in the sense that after appropriate rescaling, the flow converges to a metric of constant curvature. It is then natural to ask to which extent this geometrisation occurs in the case that the underlying surface is noncompact. In [GT11, Theorem 1.3] we also proved that geometrisation does indeed occur in the hyperbolic case.

Theorem 1.2 (Special case of part of [GT11, Theorem 1.3]). *Let (\mathcal{M}^2, g_0) be any surface, possibly incomplete or of unbounded curvature, that is conformal to a complete hyperbolic metric H . Then the Ricci flow from Theorem 1.1, which exists for all time $t \geq 0$, must converge in the sense that*

$$\frac{1}{2t} g(t) \longrightarrow H \quad \text{smoothly locally as } t \rightarrow \infty.$$

Moreover, if there exists $M < \infty$ such that $g_0 \leq MH$, then we have global convergence

$$\frac{1}{2t} g(t) \longrightarrow H \quad \text{in } C^k(\mathcal{M}, H) \text{ as } t \rightarrow \infty,$$

for any $k \in \mathbb{N}$.

In this paper we prove that although the Ricci flow achieves geometrisation in this particularly simple form, the route it takes to get to the constant curvature metric is necessarily more complicated than one might initially expect. Indeed, the following theorem finds smooth, complete initial metrics with bounded curvature, whose subsequent Ricci flows converge uniformly in C^k after rescaling to hyperbolic metrics, but for which the Ricci flow develops a burst of *unbounded* curvature on some intermediate time interval. Coupled with the uniqueness of Ricci flows proved in [Top13], this shows that Ricci flow has no choice but to develop this unbounded curvature, despite its nice initial and final behaviour, even though alternative deformations to constant curvature without developing unbounded curvature will exist.

*Note that in the latter case, also $T = \infty$ if $\text{vol}_{g_0} \mathcal{C} = \infty$.

Theorem 1.3. *There exist a complete, conformal, immortal Ricci flow $(g(t))_{t \in [0, \infty)}$ on the disc \mathbb{D} arising from Theorem 1.1, and a time $t_1 \in [1, 3)$ such that*

$$\sup_{\mathcal{M}} |K_{g(t)}| \begin{cases} < \infty & \text{for all } t \in [0, 1) \\ = \infty & \text{for all } t \in (t_1, t_1 + 1/100) \\ < \infty & \text{for all } t \in [4, \infty), \end{cases} \quad (1.3)$$

and so that

$$\frac{1}{2t}g(t) \longrightarrow H \quad \text{in } C^k(\mathbb{D}, H) \text{ as } t \rightarrow \infty,$$

where H is the Poincaré metric on \mathbb{D} and k is any natural number, and in particular so that

$$K_{\frac{1}{2t}g(t)} \longrightarrow -1 \quad \text{uniformly as } t \rightarrow \infty.$$

Moreover, there exist a complete, conformal, immortal Ricci flow $(g(t))_{t \in [0, \infty)}$ on \mathbb{C} arising from Theorem 1.1, and a possibly different time $t_1 \in [1, 3)$ such that (1.3) holds again.

Note that by work of Chen [Che09], any complete Ricci flow on a surface has $K_{g(t)} \geq -\frac{1}{2t}$, so when the curvature is unbounded for later times, it is unbounded from above.

We pick our underlying Riemann surfaces to be \mathbb{D} and \mathbb{C} here to have examples in both the hyperbolic and parabolic cases. It is not hard to generalise to other underlying Riemann surfaces, at the cost of increased technicality.

Our next theorem also has bearing on how the Ricci flow achieves its geometrisation, as we will explain after stating the result.

Theorem 1.4. *On any noncompact underlying Riemann surface, there exists a complete, conformal, immortal Ricci flow $(g(t))_{t \in [0, \infty)}$ arising from Theorem 1.1 such that*

$$\sup_{\mathcal{M}} |K_{g(t)}| \begin{cases} < \infty & \text{for all } t \in [0, 1) \\ = \infty & \text{for all } t \in [3, \infty). \end{cases}$$

In particular, we could consider such an example $g(t)$ on the disc \mathbb{D} , on which the Poincaré metric H lives. Since H is hyperbolic, we know from Theorem 1.2 that $\frac{1}{2t}g(t)$ converges to H smoothly locally, and in particular that the curvature of $g(t)$ converges to zero smoothly locally as $t \rightarrow \infty$. On the other hand our Theorem 1.4 claims that the curvature remains unbounded for all $t \geq 3$. We deduce that although the unbounded curvature necessarily forms, the Ricci flow organises itself in order to push the regions of large curvature out to spatial infinity as $t \rightarrow \infty$.

In higher dimensions, a theorem of the generality of Theorem 1.1 cannot be true. However, one can hope to prove the existence of Ricci flows starting with unbounded-curvature manifolds with certain positivity-of-curvature conditions, and Cabezas-Rivas and Wilking [CRW11] have done this for positive complex sectional curvature. The Ricci flows in our second result, Theorem 1.4 have similar properties to four-dimensional Ricci flows constructed by the same authors [CRW11]. Of course, by taking the product of our examples with Euclidean space, our work immediately yields examples also in all dimensions larger than two.

One of the consequences of the examples above is that they reveal a striking difference between the Ricci flows from Theorem 1.1 and the classical Ricci flows of Shi. In particular, in the special case that (\mathcal{M}, g_0) is complete and of bounded curvature, then in

addition to the Ricci flow $g(t)$ from Theorem 1.1, one also has the Hamilton-Shi Ricci flow $g_1(t)$ with $g_1(0) = g_0$, for $t \in [0, T_1)$, for some $T_1 > 0$, and by Theorem 1.1 (or earlier theory in [GT11]) we must have $T_1 \leq T$ and $g_1(t) = g(t)$ for all $t \in [0, T_1)$, i.e. the classical flow agrees with our flow for as long as the classical flow exists. We see that Theorems 1.3 and 1.4 resolve the natural question of whether it can actually occur in practice that our flow exists for a longer time interval than Shi's flow. In all the examples above, Shi's flow stops when the curvature blows up, while ours carries on beyond the time that the curvature becomes unbounded, a property shared with the four-dimensional examples of Cabezas-Rivas and Wilking [CRW11] mentioned earlier. In particular, the traditional use of the term 'maximal solution' needs revision. An additional consequence of our results is then that Shi's flow would not be able to geometrize an arbitrary complete, bounded curvature initial surface that is conformal to a hyperbolic metric H , whereas our flow will geometrize even a completely general metric conformal to H .

Remark 1.5. Recall from [GT11] that the *maximally stretched* condition from part (iii) of Theorem 1.1 means that if $\tilde{g}(t)$ is any Ricci flow on \mathcal{M} for $t \in [0, \tilde{T}]$ with $\tilde{g}(0) \leq g(0)$ (with $\tilde{g}(t)$ not necessarily complete or of bounded curvature) then $\tilde{g}(t) \leq g(t)$ for every $t \in [0, \min\{T, \tilde{T}\}]$. There are several alternative, but ultimately equivalent, ways of writing this condition. For example, one could allow competitors $\tilde{g}(t)$ only with $\tilde{g}(0) = g(0)$. Alternatively, one could ask that whenever $0 \leq a < b \leq T$ and $\tilde{g}(t)$ is any Ricci flow on \mathcal{M} for $t \in [a, b)$ with $\tilde{g}(a) \leq g(a)$ (with $\tilde{g}(t)$ not necessarily complete or of bounded curvature) then $\tilde{g}(t) \leq g(t)$ for every $t \in [a, b)$. An inspection of the part of the proof of Theorem 1.1 that can be found in [GT11] shows that this apparently stronger property also holds for our flow.

Remark 1.6. Given any Ricci flow $g(t)$, $t \in [0, T)$ arising from Theorem 1.1, and given any $t_0 \in [0, T)$, the new Ricci flow $\hat{g}(t) := g(t + t_0)$ defined for $t \in [0, T - t_0)$ must, by uniqueness ([Top13], as in Theorem 1.1 above), be precisely the unique Ricci flow that Theorem 1.1 would produce with initial metric $\hat{g}(0) = g(t_0)$. Applying this principle to the flow of Theorem 1.4, with $t_0 = 3$, i.e. translating the constructed Ricci flow to start at time $t = 3$, we see that an initial surface of unbounded curvature need not immediately put itself in the classical situation by becoming of bounded curvature under our flow, but instead can have unbounded curvature for all time. This was originally proved in [GT13] on general surfaces, with a somewhat simpler construction. Specific higher-dimensional examples of Ricci flows with this type of behaviour were constructed by Cabezas-Rivas and Wilking [CRW11].

One of the underlying techniques of this paper was introduced in [Top14] where a sequence of complete Ricci flows with locally-controlled curvature was constructed that converged in the Cheeger-Gromov sense to an incomplete Ricci flow. With a great deal of extra technical effort, the same ideas should allow one to construct a Ricci flow with unbounded curvature precisely on an extremely general subset of time $[0, \infty)$. For example, once one has a single Ricci flow that has curvature unbounded precisely on a time interval $[1, a]$ with $a > 1$ arbitrarily close to 1 (and with appropriate spatial asymptotics) then multiple copies of this one flow, with appropriate scaling and translation in time, could be combined together into one connected flow with unbounded curvature on a given union of closed time intervals.

Finding Ricci flows developing unbounded curvature and maintaining this unbounded curvature as in Theorem 1.4 is technically less involved than requiring the curvature to become bounded again as in Theorem 1.3, and so we will only sketch the proof of Theorem 1.4.

Acknowledgements: This work was partially supported by The Leverhulme Trust, EPSRC Programme grant EP/K00865X/1 and the SFB 878: Groups, Geometry & Actions.

2 Strategy of the proof

We will prove Theorem 1.3 by making a very precise construction of a suitable Ricci flow, with precise constants, which is somewhat technical in parts. However it is important to digest the picture behind our construction first, and this may be enough to understand fully what is going on, without further technicality.

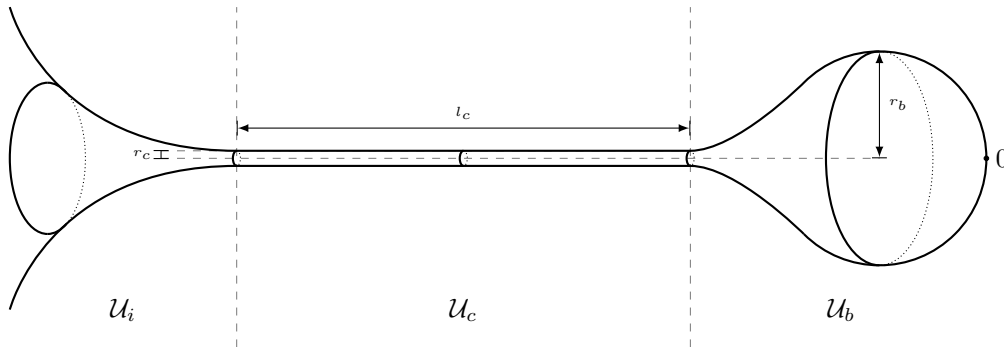


Figure 1: CB-surface – ‘lollipop’: Cylinder with bulb cap

The basic building block of our construction is a ‘lollipop’ surface, pictured in Figure 1, that consists of a plane that has had a local region drawn out into a long thin cylinder (\mathcal{U}_c in the figure) with a bulb (\mathcal{U}_b) on the end. This can easily be constructed (Section 3) to have curvature bounded uniformly above and below whilst allowing the cylinder to be as thin as we like. The length of the cylinder is chosen so that its area is of order one (i.e. the cylinder is long and thin) and the bulb on the end will be of a uniform size and area.

Consider now what happens to such a surface under Ricci flow when we flow it (for all time) using Theorem 1.1. Because the curvature is initially bounded, and our flow initially agrees with the flow of Shi, the curvature of the flow will remain bounded for a uniform time (independent of how thin the cylinder is). The cylinder, being flat, will essentially try to remain a cylinder. (This can be made precise quickly by using Perelman’s Pseudolocality Theorem [Per02], but here we will use barrier arguments.) Meanwhile, the bulb part of the surface will shrink, something like a shrinking round sphere, losing area at a constant rate. After a time proportional to the initial area of the bulb (which is controlled uniformly, independently of how small the radius of the cylinder might be) the Ricci flow will now look similar to how it looked initially, up to and including the long thin cylinder, but now instead of having a big bulb attached to the end, we will show that it will now have a small cap attached (\rightarrow Figure 2).

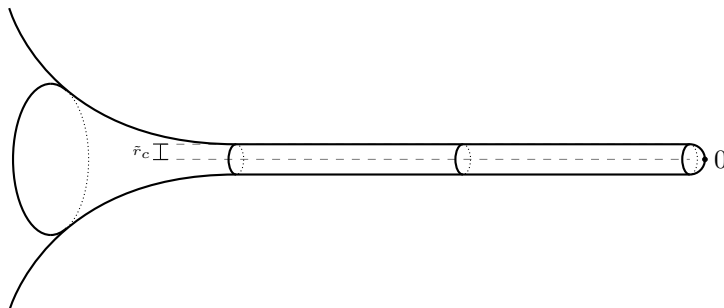


Figure 2: CB-surface at some later time: Cylinder with (small) cap

This point in time marks a transition for the flow. From now on, for a uniformly controlled time, the capped cylinder will evolve somewhat like a cigar soliton ([Top06, §1.2.2]). It will keep on looking like a capped cylinder, but the length of that cylinder will shrink at a constant rate. During this phase, if the ‘radius’ of the cylinder is r_c , the curvature of the flow should be of the order of r_c^{-2} , i.e. large.

In a uniformly controlled amount of time, the cylinder will disappear entirely, and the flow will look like a plane with a truncated hyperbolic cusp attached (\rightarrow Figure 3) in some local region. This moment marks a second phase transition for the flow. Following [Top12] we show that this hyperbolic cusp contracts in a uniformly controlled way (independently of how thin the cylinder was, and thus how long the cusp is) and the curvature returns to being controlled independently of the radius r_c .

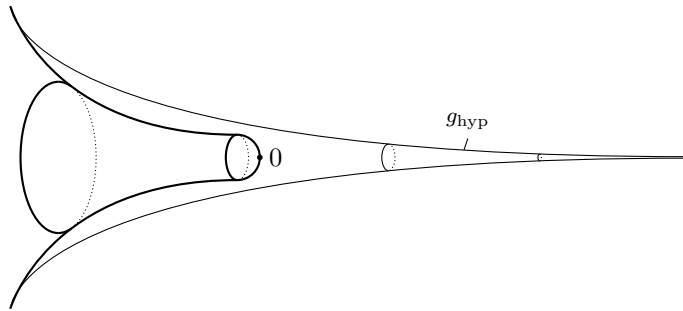


Figure 3: CB-surface at some further later time: Cusp with cap

What this construction yields is almost what is required in Theorem 1.3, except instead of the curvature being infinite on the intermediate time interval, it is of order r_c^{-2} . However, by gluing together infinitely many copies of this basic construction, with smaller and smaller radii r_c , our job is done. Note that it turns out not to be too difficult, using pseudolocality technology, to show that the different copies of the basic building block described above do not influence each other too much.

Of course there are a number of things to check to be sure that this construction can be carried through. Barrier arguments turn out to be very useful, and some of these can be recycled from [GT13, Top12, Top14]. However, barrier arguments alone did not seem to be sufficient to force the bulb part of the construction above to shrink to nothing in a controlled time. Instead, in Section 4 we introduce a novel and very simple technique where we combine the Ricci flow with the double-speed mean curvature flow (i.e. the curve shortening flow) to derive the required width estimate. Roughly, we allow a small loop in the cylinder part \mathcal{U}_c to flow over the bulb part \mathcal{U}_b , arguing that it must achieve this in a controlled amount of time without its length increasing significantly. The evolving curve acts as a noose, squashing thin the bulb.

Finally, we remark that the Ricci flow of the surface we describe here is also a useful example in the study of Harnack inequalities for Ricci flow, as we will describe elsewhere.

3 Construction

In order to define a metric like in Figure 1 let us first describe the required ingredients and then put them together explicitly in Definition 3.1. Starting with a flat cylinder ($\rightarrow \mathcal{U}_c$) of radius r_c and length l_c , we cap it off on one side by a bulb ($\rightarrow \mathcal{U}_b$) of radius $r_b = \sqrt{2}$, and on the other side we interpolate ($\rightarrow \mathcal{U}_i$) it with the flat (complex) plane $(\mathbb{C}, |dz|^2)$.

In order to do so, we are going to connect the cylinder with hyperbolic approximated cusps on both sides. The one in \mathcal{U}_b can be joined to a round sphere and the other one in \mathcal{U}_i to the flat plane $\mathcal{U}_e = \mathbb{C} \setminus \overline{\mathcal{U}_i \cup \mathcal{U}_c \cup \mathcal{U}_b}$. To see that each transition is at least differentiable we are going to specify piecewisely the conformal factor $e^{2u(s,\theta)}(ds^2 + d\theta^2)$ of each building block in logarithmic cylindrical coordinates $(s, \theta) \in \mathbb{R} \times [0, 2\pi)$:

$$\begin{aligned} \mathbb{R} \ni s &\mapsto -s && \text{(flat plane)} \\ \mathbb{R} \ni s &\mapsto \log r_c && \text{(cylinder of radius } r_c > 0) \\ \mathbb{R} \ni s &\mapsto -\log \cosh(s) + \log r_b && \text{(round sphere of radius } r_b = \sqrt{2}) \\ \left(-\frac{\pi}{2r_c}, \frac{\pi}{2r_c}\right) \ni s &\mapsto -\log(r_c^{-1} \cos(r_c s)) && \text{(hyperbolic approximated cusp)} \end{aligned}$$

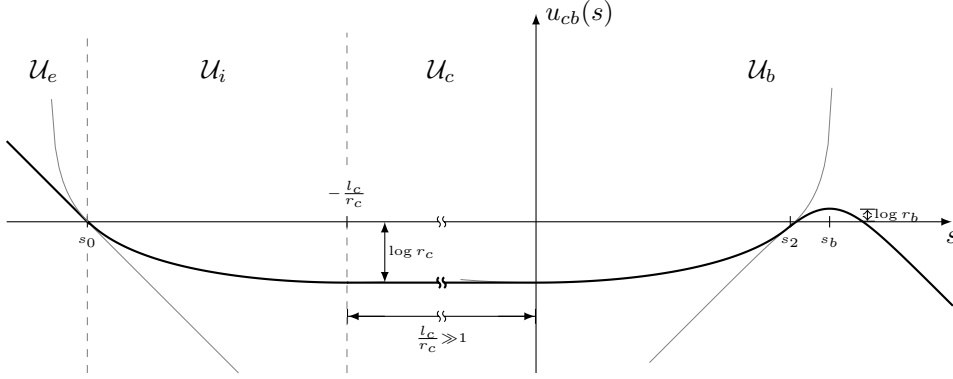


Figure 4: Conformal factor of a cylinder with bulb cap in cylindrical coordinates

Definition 3.1. For a given length $l_c > 0$ and radius $r_c \in (0, 1)$ the CB-surface is the rotationally symmetric plane (\mathbb{C}, g_{cb}) where $g_{cb} = e^{2u_{cb}(s)}(ds^2 + d\theta^2)$ has in logarithmic cylindrical coordinates $z = e^{-s+s_e+i\theta}$ the form

$$u_{cb}(s) = \begin{cases} u_1(s) = -s + s_e & \text{for } s \in (-\infty, s_0] & \simeq \overline{\mathcal{U}_e} \\ u_2(s) = -\log(r_c^{-1} \cos(r_c s + l_c)) & \text{for } s \in (s_0, -l_c/r_c) & \simeq \mathcal{U}_i \\ u_3(s) = -\log r_c^{-1} & \text{for } s \in [-l_c/r_c, 0] & \simeq \overline{\mathcal{U}_c} \\ u_4(s) = -\log(r_c^{-1} \cos(r_c s)) & \text{for } s \in (0, s_2] & \\ u_5(s) = -\log \cosh(s - s_b) + \frac{1}{2} \log 2 & \text{for } s \in (s_2, \infty), & \simeq \mathcal{U}_b \setminus \{0\} \end{cases} \quad (3.1)$$

with parameters $s_0 \in \left(-\frac{l_c + \frac{\pi}{2}}{r_c}, -\frac{l_c}{r_c}\right)$, $s_e \in \left(s_0, -\frac{l_c}{r_c}\right)$, $s_2 \in \left(0, \frac{\pi}{2r_c}\right)$ and $s_b > s_2$ chosen uniquely such that $u_{cb} \in C^1(\mathbb{R})$.

For these parameters r_c and l_c , we define the CB-Ricci flow to be the complete Ricci flow starting from the CB-surface, that is given by Theorem 1.1.

Taking a geometric viewpoint, it is easy to verify the existence of the CB-metric without computation – essentially one takes the three middle parts (u_2, u_3, u_4) stretching from $-\frac{l_c + \pi/2}{r_c}$ all the way to $\frac{\pi}{2r_c}$ (which automatically combine to give a C^1 function) and then moves in the graph of $s \mapsto -s$ from the left until it touches, and moves the graph $s \mapsto -\log \cosh(s) + \frac{1}{2} \log 2$ in from the right until it touches.

Lemma 3.2 (Properties of CB-surface). For given length $l_c > 0$ and radius $r_c \in (0, 1/10)$ the CB-surface (\mathbb{C}, g_{cb}) has the following properties:

- (i) $K_{g_{cb}} \in [-1, 1/2]$ a.e.

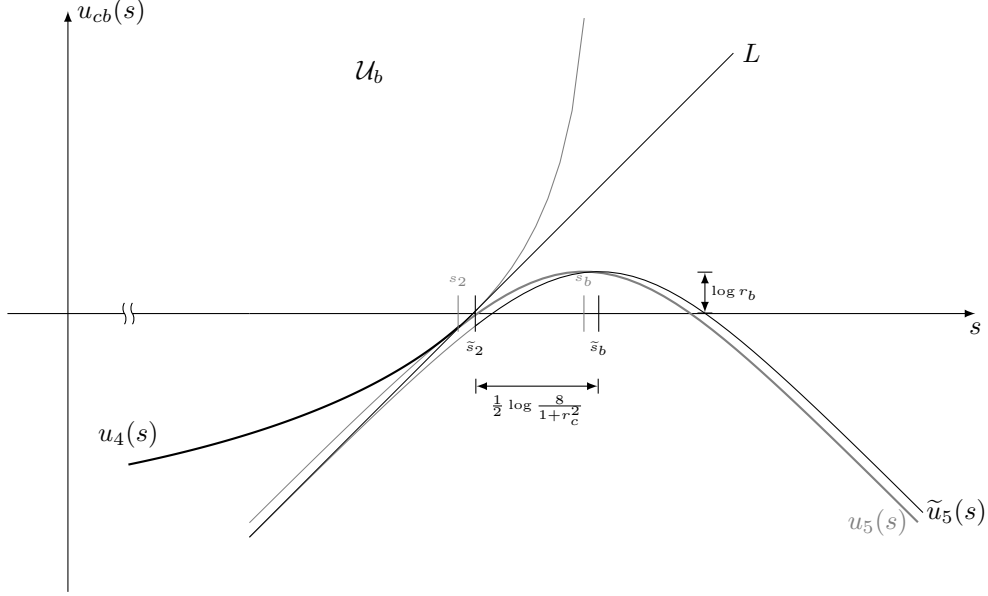


Figure 5: Estimate of s_b in Lemma 3.2

(ii) $s_0 = -r_c^{-1}(l_c + \arctan r_c^{-1})$ and $s_e = s_0 + \frac{1}{2} \log(1 + r_c^2)$; in particular

$$\mathbb{D}_{\sqrt{1+r_c^2}} = \mathcal{U}_i \cup \overline{\mathcal{U}_c} \cup \mathcal{U}_b$$

(iii) $s_b \leq \frac{7}{4} r_c^{-1}$

(iv) $\text{vol}_{g_{cb}} \mathcal{U}_b < 10\pi$

Proof. (i) follows from the fact that the curvatures of the segments in (3.1) take the constant values 0, -1 , 0, -1 and $\frac{1}{2}$ respectively. Since $u_{cb} \in C^1(\mathbb{R})$, we compute $s_0 = -r_c^{-1}(l_c + \arctan r_c^{-1})$ by solving the equation $u_2'(s_0) = u_1' \equiv -1$ for $s_0 \in \left(-\frac{l_c + \frac{\pi}{2}}{r_c}, -\frac{l_c}{r_c}\right)$. Consequently, we also have $s_e = s_0 + u_1(s_0) = s_0 + u_2(s_0) = s_0 + \frac{1}{2} \log(1 + r_c^2)$, i.e. (ii).

Instead of an explicit formula for s_b (and s_2), it suffices to get upper bounds, which we estimate as follows: As shown in Figure 5 we shift u_5 slightly to the right such that a straight line L parallel to $s \mapsto s$ fits exactly inbetween u_4 and the shifted u_5 . Let us define \tilde{s}_b by denoting the shifted u_5 as

$$\tilde{u}_5(s) = -\log \cosh(s - \tilde{s}_b) + \frac{1}{2} \log 2.$$

The line L touches u_4 at $\tilde{s}_2 := r_c^{-1} \arctan r_c^{-1}$ (i.e. \tilde{s}_2 is a solution of $u_4'(\tilde{s}_2) = 1$), hence the explicit formula for L is $s \mapsto s - \tilde{s}_2 + u_4(\tilde{s}_2) = s - \tilde{s}_2 + \frac{1}{2} \log(1 + r_c^2)$. This determines $\tilde{s}_b := \tilde{s}_2 - \frac{1}{2} \log(1 + r_c^2) + \frac{3}{2} \log 2 = \tilde{s}_2 + \frac{1}{2} \log \frac{8}{1+r_c^2}$. Note that the graph of u_4 lying above L means that

$$u_4(s) \geq s - \tilde{s}_2 + \frac{1}{2} \log(1 + r_c^2) \quad \text{for all } s \in \left[0, \frac{\pi}{2r_c}\right)$$

while L lying above \tilde{u}_5 means that

$$s - \tilde{s}_2 + \frac{1}{2} \log(1 + r_c^2) \geq -\log \cosh(s - \tilde{s}_b) + \frac{1}{2} \log 2 \quad \text{for all } s \in [0, \infty).$$

Because $s_b < \tilde{s}_b$ (we shifted u_5 to the right by $\tilde{s}_b - s_b$) we can estimate

$$s_b < \tilde{s}_b = \tilde{s}_2 + \frac{1}{2} \log \frac{8}{1+r_c^2} \leq \tilde{s}_2 + \frac{3}{2} \log 2 \leq \frac{\pi}{2r_c} + \frac{3}{2} \log 2 \leq \frac{7}{4} r_c^{-1}, \quad (3.2)$$

because $r_c < \frac{1}{10}$, thus proving (iii). Since $u_5'(s) < 1$ for all $s \in \mathbb{R}$ and $u_4'(s) \geq 1$ for all $s \geq \tilde{s}_2$, we know that $s_2 < \tilde{s}_2$, and also $u_5(s) \leq u_4(s)$ for all $s \in [s_2, \tilde{s}_2]$. Therefore,

$$\begin{aligned} \text{vol}_{g_{cb}} \mathcal{U}_b &= 2\pi \int_0^{s_2} e^{2u_4(s)} ds + 2\pi \int_{s_2}^{\infty} e^{2u_5(s)} ds \\ &\leq 2\pi \int_0^{s_2} e^{2u_4(s)} ds + 2\pi \int_{s_2}^{\tilde{s}_2} e^{2u_4(s)} ds + 2\pi \int_{\tilde{s}_2}^{\infty} e^{2u_5(s)} ds \\ &= 2\pi \int_0^{\tilde{s}_2} \frac{r_c^2}{(\cos(r_c s))^2} ds + 2\pi \int_{\tilde{s}_2}^{\infty} \frac{2}{(\cosh(s - s_b))^2} ds \\ &= 2\pi + 4\pi(1 + \tanh(s_b - \tilde{s}_2)) \stackrel{(3.2)}{<} 2\pi \left(3 + 2 \tanh \left(\frac{3}{2} \log 2 \right) \right) = \frac{82}{9} \pi < 10\pi. \end{aligned}$$

concluding (iv). \square

Note that the essential point in (iv) is that we have a uniform upper bound for the volume that is independent of r_c , and this fact is essentially obvious from the construction if one thinks geometrically.

4 Width estimate using curve shortening flow

Under Ricci flow, the bulb part of the CB-surface will shrink, and intuitively the area will shrink at a constant rate of about 4π , independently of r_c . The precise result we need is that after a definite amount of time, the ‘width’ of the bulb is similar to the width of the cylinder, and to achieve this we use a combination of the curve shortening flow and the Ricci flow.

Proposition 4.1. *On a surface \mathcal{M}^2 let $\mathcal{U}_0 \Subset \mathcal{M}$ be a simply connected domain with smooth boundary $\partial\mathcal{U}_0$. For $T = \frac{1}{4\pi} \text{vol}_{g(0)} \mathcal{U}_0$ let $(g(t))_{t \in [0, T]}$ be a smooth Ricci flow on \mathcal{M} and $(\gamma(t))_{t \in [0, T]}$ be a smooth embedded solution to the (double speed) curve shortening flow within $(\mathcal{M}, g(t))$ starting from the closed curve along $\partial\mathcal{U}_0$, i.e.*

$$\begin{cases} \frac{\partial}{\partial t} \gamma(t) = -2\kappa_{g(t), \gamma(t)} \nu_{g(t), \gamma(t)} \\ \text{im } \gamma(0) = \partial\mathcal{U}_0, \end{cases} \quad (4.1)$$

where ν is the ‘outward’ unit normal to γ and κ is the corresponding geodesic curvature. Then $\text{vol}_{g(t)} \mathcal{U}_t = 4\pi(T - t)$ for all $t \in [0, T]$, where \mathcal{U}_t is the simply connected domain with boundary $\partial\mathcal{U}_t = \text{im } \gamma(t)$ (on the same side as \mathcal{U}_0).

Proof. We calculate using the generalised Leibniz integral rule, the Gauss-Bonnet Theorem and the fact that $\frac{d}{dt} d\mu_{g(t)} = -2K_{g(t)} d\mu_{g(t)}$ (see [Top06, (2.5.7)])

$$\begin{aligned} \frac{d}{dt} \int_{\mathcal{U}_t} d\mu_{g(t)} &= -2 \int_{\mathcal{U}_t} K_{g(t)} d\mu_{g(t)} + \int_{\text{im } \gamma(t)} \left\langle \frac{\partial}{\partial t} \gamma(t), \nu_{g(t), \gamma(t)} \right\rangle_{g(t)} ds \\ &= -4\pi \chi(\mathcal{U}_t) + 2 \int_{\partial\mathcal{U}_t} \kappa_{g(t)} ds - \int_{\text{im } \gamma(t)} 2\kappa_{g(t), \gamma(t)} ds = -4\pi. \end{aligned}$$

Therefore, $\text{vol}_{g(t)} \mathcal{U}_t = \text{vol}_{g(0)} \mathcal{U}_0 - 4\pi t = 4\pi(T - t)$ for all $t \in [0, T]$. \square

This simple principle will be behind the following width estimate. It will control the length of any circle at *some* time, and then our lower curvature bounds will give control on its length for all later times, and in particular at the time T that we expect the bulb to be extinguished.

Lemma 4.2. *For some $r_c > 0$ and $l_c > 1$ let $(g(t))_{t \in [0, \infty)}$ be the CB-Ricci flow (i.e. the complete Ricci flow on \mathbb{C} from Theorem 1.1 starting from the corresponding CB-metric). Then we have the ‘width’ estimate*

$$w_{g(T)}(\mathcal{U}_c \cup \overline{\mathcal{U}_b}) := \max_{r \in [0, l_b + l_c]} L_{g(T)} \partial \mathcal{B}_{g(0)}(0; r) \leq 2\pi \sqrt{2T + 1} r_c, \quad (4.2)$$

where $T = \frac{1}{4\pi} \text{vol}_{g(0)} \mathcal{U}_b$, $l_b = \text{dist}_{g(0)}(0, \partial \mathcal{U}_b)$ and $L_{g(T)}$ represents the length.

In cylindrical coordinates using the convention from §3 and writing $g(t) = e^{2u(t,s)}(ds^2 + d\theta^2)$, we can state the ‘width’ estimate (4.2) in terms of the conformal factor:

$$u(T, s) \leq \log r_c + \frac{1}{2} \log(2T + 1) \quad \text{for all } s \in \left(-\frac{l_c}{r_c}, \infty\right). \quad (4.2')$$

Proof. Let $(\gamma(t))_{t \in [0, T]}$ be the rotationally symmetric solution to (4.1) starting from $\text{im } \gamma(0) = \partial \mathcal{U}_b$. Define a time-dependent radius $\rho : [0, T] \rightarrow (0, \infty)$ such that $\partial \mathcal{B}_{g(0)}(0; \rho(t)) = \text{im } \gamma(t)$ for all $t \in [0, T]$. Now estimate using Chen’s Theorem A.1 and the fact that $K_{g(0)} \geq -1$

$$\frac{d}{dt} L_{g(t)} \gamma(t) = - \int_{\text{im } \gamma(t)} \left(K_{g(t)} + 2\kappa_{g(t)}^2 \right) ds \leq \frac{1}{2t + 1} L_{g(t)} \gamma(t),$$

which we integrate to $L_{g(t_2)} \gamma(t_2) \leq \frac{\sqrt{2t_2 + 1}}{\sqrt{2t_1 + 1}} L_{g(t_1)} \gamma(t_1)$ for all $0 \leq t_1 < t_2 < T$. Similarly, for each fixed $t_0 \in [0, T]$,

$$\frac{d}{dt} L_{g(t)} \gamma(t_0) = - \int_{\text{im } \gamma(t_0)} K_{g(t)} ds \leq \frac{1}{2t + 1} L_{g(t)} \gamma(t_0), \quad (4.3)$$

which integrates $L_{g(t_2)} \gamma(t_0) \leq \frac{\sqrt{2t_2 + 1}}{\sqrt{2t_1 + 1}} L_{g(t_1)} \gamma(t_0)$ for all $0 \leq t_1 < t_2 < T$.

Fix any radius $r \in (0, l_b)$ at which we would like to estimate the width. By Proposition 4.1 (and symmetry) we see that $\rho(t) \searrow 0$ as $t \nearrow T$, so by continuity we find a time $t_r := \max\{t \in [0, T] : \text{im } \gamma(t) = \partial \mathcal{B}_{g(0)}(0; r)\}$ when the curve coincides with the boundary of the r -ball. Hence, we estimate

$$\begin{aligned} L_{g(T)} \partial \mathcal{B}_{g(0)}(0; r) &\leq \sqrt{\frac{2T + 1}{2t_r + 1}} L_{g(t_r)} \partial \mathcal{B}_{g(0)}(0; r) = \sqrt{\frac{2T + 1}{2t_r + 1}} L_{g(t_r)} \gamma(t_r) \\ &\leq \sqrt{2T + 1} L_{g(0)} \gamma(0) = \sqrt{2T + 1} 2\pi r_c. \end{aligned}$$

Finally, the principle behind (4.3) shows that $L_{g(T)} \partial \mathcal{B}_{g(0)}(0; r) \leq 2\pi \sqrt{2T + 1} r_c$ for all $r \in [l_b, l_b + l_c]$. \square

5 Barriers

First we show that the bulb does not shrink too fast.

Lemma 5.1 (Coarse lower sphere barrier). *For any parameters $l_c > 1$ and $r_c \in (0, 1)$ let $(e^{2u(t)}(ds^2 + d\theta^2))_{t \in [0, \infty)}$ be the corresponding CB-Ricci flow. Then we have the lower barrier*

$$u(t, s) \geq -\log \cosh(s - s_b) + \frac{1}{2} \log 2(1 - t) \quad (5.1)$$

for all $(t, s) \in [0, 1) \times \mathbb{R}$.

Proof. Comparing the solution to an ‘inner’ sphere in the bulb part, i.e. $u_5(s)$ in Definition 3.1 for the initial condition, the result follows from the fact that the CB-Ricci flow is maximally stretched (see Theorem 1.1). \square

5.1 Cigar barriers

Hamilton’s cigar will serve as a useful barrier. Therefore, like in [Top14, §2.2.2] we introduce the notation of the standard cigar, in logarithmic cylindrical coordinates

$$\mathcal{C}(s) := -\frac{1}{2} \log(e^{2s} + 1) \quad (5.2)$$

with the corresponding Ricci (soliton) flow

$$(t, s) \mapsto \mathcal{C}(s + 2t). \quad (5.3)$$

In practice, we will need rescaled (and translated) forms of the cigar (and its associated Ricci flow), so for $\lambda > 0$, we define

$$\mathcal{C}_\lambda(s) := \mathcal{C}(s) - \frac{1}{2} \log \lambda \quad \text{and} \quad \mathcal{C}_\lambda(t, s) = \mathcal{C}_\lambda(2\lambda t + s). \quad (5.4)$$

We have the rough estimates

$$\left. \begin{array}{l} -\frac{1}{2} \log 2 \quad \text{for } s \leq 0 \\ -\frac{1}{2} \log 2 - s \quad \text{for } s > 0 \end{array} \right\} \leq \mathcal{C}(s) \leq \begin{cases} 0 & \text{for } s \leq 0 \\ -s & \text{for } s > 0 \end{cases} \quad (5.5)$$

and a (unit) sphere is dominated by the cigar:

$$-\log \cosh(s) \leq \mathcal{C}_{\frac{1}{4}}(s) \quad \text{for all } s \in \mathbb{R}. \quad (5.6)$$

Thinking of the cigar solution as a capped cylinder which ‘translates’ in time, we expect its area to behave like the area of a cylinder of length $-s - 2t$, i.e. $\sim 2\pi(-s - 2t)$ for $s < -2t$; more precisely, we have the lower estimate for all $s < -2\lambda t$

$$\text{vol}_{\mathcal{C}_\lambda(t, \cdot)}([s, \infty) \times [0, 2\pi)) = 2\pi\lambda^{-1} \frac{1}{2} \log(e^{-2(2\lambda t + s)} + 1) \geq -2\pi\lambda^{-1}(2\lambda t + s). \quad (5.7)$$

Note, that we are abusing notation by writing geometrical quantities with respect to the conformal factor instead of the associated metric.

Lemma 5.2 (Coarse upper cigar barrier). *For some parameters $l_c > 1$ and $r_c \in (0, 1)$ let $(e^{2u(t)}(ds^2 + d\theta^2))_{t \in [0, \infty)}$ be the corresponding CB-Ricci flow. Then we have for all $(t, s) \in [0, r_c^{-1}] \times [-\frac{l_c}{r_c}, \infty)$*

$$u(t, s) \leq \mathcal{C}_{\frac{1}{8}}(t, s - s_b). \quad (5.8)$$

Proof. Choosing cylindrical coordinates as usual, we can compare the initial metric to a cigar dominating the bulb part

$$\begin{aligned} u(0, s) &\leq \begin{cases} \frac{1}{2} \log 2 & \text{if } s \in \left[-\frac{l_c}{r_c}, s_b\right] \\ \frac{1}{2} \log 2 - \log \cosh(s - s_b) & \text{if } s \in (s_b, \infty) \end{cases} \\ &\leq \frac{1}{2} \log 2 + \mathcal{C}_{\frac{1}{4}}(s - s_b) = \mathcal{C}_{\frac{1}{8}}(s - s_b) \quad \text{for all } s \in \left[-\frac{l_c}{r_c}, \infty\right) \end{aligned}$$

using (5.5) and (5.6) in the second line. On the other hand, using Corollary A.2 we have for all $t \in [0, r_c^{-1}]$ at the boundary $s = -\frac{l_c}{r_c}$:

$$\begin{aligned} u\left(t, -\frac{l_c}{r_c}\right) &\leq u\left(0, -\frac{l_c}{r_c}\right) + \frac{1}{2} \log(2t + 1) = \frac{1}{2} \log(2r_c^2 t + r_c^2) \leq \frac{1}{2} \log 4 \\ &\leq \frac{1}{2} \log 8 + \mathcal{C}\left(\frac{t}{4} - \frac{l_c}{r_c} - s_b\right) = \mathcal{C}_{\frac{1}{8}}\left(t, -\frac{l_c}{r_c} - s_b\right) \quad \text{using (5.5)}. \end{aligned}$$

Hence, we may apply the comparison principle and obtain the result. \square

That upper cigar barrier is coarse in the sense that the ‘circumference’ of the cigar is of order one so that it can dominate the entire bulb. We now make a refinement that says the bulb part is dominated by a cigar of tiny circumference of order r_c once the bulb has been given time to collapse. We also get lower bounds which show that the cylinder itself has not collapsed at that time.

Lemma 5.3 (Refined cigar barriers). *For parameters $r_c \in (0, \frac{1}{10})$ and $l_c \geq \frac{1}{8}r_c^{-1}$ there exists a time $t_1 \in (3/4, 5/2)$, such that the corresponding CB-Ricci flow $(e^{2u(t)}(ds^2 + d\theta^2))_{t \in [0, \infty)}$ has the upper and lower barriers*

$$u(t, s) \leq \mathcal{C}_{(4r_c)^{-2}}(t - t_1, s - 2r_c^{-1}) \quad \text{for all } (t, s) \in [t_1, t_1 + 1] \times \left[-\frac{l_c}{r_c}, \infty\right), \quad (5.9)$$

$$u(t, s) \geq \mathcal{C}_{r_c^{-2}}(t - t_1, s) \quad \text{for all } (t, s) \in [t_1, \infty) \times \mathbb{R}. \quad (5.10)$$

Proof. Fix r_c and l_c according to the lemma’s statement. First we find the time that the bulb has first collapsed to a specified degree.

Claim. There exist a time $t_1 \in (\frac{3}{4}, \frac{5}{2})$ and a point $s_1 > 0$ such that

$$u(t_1, s_1) = \max_{s \geq -\frac{l_c}{r_c}} u(t_1, s) = \log r_c + \frac{1}{2} \log 8 \quad (5.11)$$

$$\text{and} \quad u(t_1, s) \geq \begin{cases} \log r_c & \text{for all } s \in (-\infty, s_1] \\ s_1 - s + \log r_c & \text{for all } s \in (s_1, \infty). \end{cases} \quad (5.12)$$

Proof of Claim. Note first that given any $t_1 \leq \frac{5}{2}$, we cannot have $s_1 \in [-\frac{l_c}{r_c}, 0]$ satisfying (5.11) because Corollary A.2 would constrain $u(t_1, s_1) \leq u(0, s_1) + \frac{1}{2} \log(2t_1 + 1) \leq \log r_c + \frac{1}{2} \log 6$ (i.e. the cylinder cannot fatten up too quickly). By Lemma 3.2(iv), we know $\frac{1}{4\pi} \text{vol}_{g_{cb}} \mathcal{U}_b < \frac{5}{2}$, thus the existence of $t_1 \in (0, \frac{1}{4\pi} \text{vol}_{g_{cb}} \mathcal{U}_b) \subset (0, 5/2)$ and $s_1 > 0$ satisfying (5.11) is a consequence of Lemma 4.2 and in particular estimate (4.2’). From Lemma 5.1 we see that $t_1 \geq 1 - 4r_c^2 \geq \frac{3}{4}$. In order to show (5.12) we are going to compare $u|_{[0, t_1]}$ with the flat, static cylinder solution $(t, s) \mapsto \log r_c$ on $[0, t_1] \times (-\infty, s_1]$ and with the flat plane $(t, s) \mapsto s_1 - s + \log r_c$ on $[0, t_1] \times [s_1, \infty)$:

First observe, that $u(t, s_1) > \log r_c$ for all $t \in [0, t_1]$ because if at some time $t_0 \in [0, t_1)$ we had $u(t_0, s_1) \leq \log r_c$, then using Corollary A.2 along with (5.11) we would obtain the contradiction

$$\begin{aligned} \log r_c + \frac{1}{2} \log 8 &= u(t_1, s_1) \\ &\leq u(t_0, s_1) + \frac{1}{2} \log \frac{2t_1 + 1}{2t_0 + 1} \\ &\leq \log r_c + \frac{1}{2} \log 6. \end{aligned}$$

By construction we have initially

$$u(0, s) = u_{\text{cb}}(s) \geq \begin{cases} \log r_c & \text{for all } s \in (-\infty, s_1] \\ s_1 - s + \log r_c & \text{for all } s \in (s_1, \infty). \end{cases}$$

Therefore, we can apply a comparison principle on both sides of s_1 and conclude (5.12). //

In order to show (5.9), we start comparing both solutions ‘initially’ at time t_1 . Combining the coarse upper barrier from Lemma 5.2 (valid until time $r_c^{-1} \geq 10 > 5/2 > t_1$) with (5.11) and using estimate (5.5) we have for all $s \geq -\frac{l_c}{r_c}$

$$\begin{aligned} u(t_1, s) &\leq \min \left\{ \log r_c + \frac{1}{2} \log 8, \mathcal{C}_{\frac{1}{8}}(t_1, s - s_b) \right\} \\ &\leq \begin{cases} \frac{1}{2} \log(8r_c^2) & \text{for } s \in \left[-\frac{l_c}{r_c}, \tilde{s}_1\right) \\ -s + s_b - \frac{t_1}{4} + \frac{1}{2} \log 8 & \text{for } s \in [\tilde{s}_1, \infty) \end{cases} \\ &= -\frac{1}{2} \log 2 + \begin{cases} \frac{1}{2} \log(16r_c^2) & \text{for } s \in \left[-\frac{l_c}{r_c}, \tilde{s}_1\right) \\ \frac{1}{2} \log(16r_c^2) - s + \tilde{s}_1 & \text{for } s \in [\tilde{s}_1, \infty) \end{cases} \\ &\leq \mathcal{C}_{(4r_c)^{-2}}(s - 2r_c^{-1}) \quad \text{for all } s \in \left[-\frac{l_c}{r_c}, \infty\right), \end{aligned}$$

where $\tilde{s}_1 = s_b - \frac{t_1}{4} - \log r_c \leq 2r_c^{-1}$ (using Lemma 3.2(iii)) is roughly the intersection of $\frac{1}{2} \log(8r_c^2)$ with $\mathcal{C}_{\frac{1}{8}}(t_1, s - s_b)$. At the boundary $s = -\frac{l_c}{r_c}$ we have for all $t \in [0, t_1 + 1]$ (using Corollary A.2 and (5.5))

$$\begin{aligned} u\left(t, -\frac{l_c}{r_c}\right) &\leq \log r_c + \frac{1}{2} \log(2t + 1) \leq \frac{1}{2} \log(8r_c^2) \\ &\leq \frac{1}{2} \log(16r_c^2) + \mathcal{C}\left(2(16r_c^2)^{-1} - \frac{l_c}{r_c} - 2r_c^{-1}\right) \\ &= \mathcal{C}_{(4r_c)^{-2}}\left(1, -\frac{l_c}{r_c} - 2r_c^{-1}\right) \leq \mathcal{C}_{(4r_c)^{-2}}\left(t - t_1, -\frac{l_c}{r_c} - 2r_c^{-1}\right) \end{aligned}$$

with the above choice of $l_c \geq \frac{1}{8}r_c^{-1}$. Thus the comparison principle implies (5.9) as desired.

Finally, (5.10) follows from the fact that $(u(t))_{t \in [0, \infty)}$ is maximally stretched and we have at the time t_1 for all $s \in \mathbb{R}$ from (5.12)

$$\begin{aligned} u(t_1, s) &\geq \begin{cases} \log r_c & \text{for all } s \in (-\infty, s_1] \\ \log r_c - (s - s_1) & \text{for all } s \in (s_1, \infty) \end{cases} \\ &\geq \mathcal{C}_{r_c^{-2}}(s - s_1) = \mathcal{C}_{r_c^{-2}}(0, s - s_1) \quad \text{using (5.5);} \end{aligned}$$

hence $u(t, s) \geq \mathcal{C}_{r_c^{-2}}(t - t_1, s - s_1) \geq \mathcal{C}_{r_c^{-2}}(t - t_1, s)$ for all $t \geq t_1$. \square

5.2 Bounding the metric at later times

The cigar barriers we have just constructed give good control on the CB-Ricci flow after the bulb has deflated and while the cylinder part is shrinking. To regain control on the curvature afterwards, we will need the following:

Lemma 5.4 (Under cusp). *For some parameters $r_c \in (0, \frac{1}{10})$ and $l_c = \frac{1}{8}r_c^{-1}$ if we consider the CB-Ricci flow $(g(t))_{t \in [0, \infty)}$ on \mathbb{C} , then*

$$g(7/2) \leq 256 g_{\text{hyp}} \quad \text{on } \mathbb{D} \setminus \{0\}, \quad (5.13)$$

where g_{hyp} is the complete hyperbolic metric on $\mathbb{D} \setminus \{0\}$.

Proof. As usual we write $g(t) = e^{2u(t,s)}(ds^2 + d\theta^2)$, and fix $t_1 \in (3/4, 5/2)$ from Lemma 5.3. Recall from Lemma 3.2(ii), we have $s_e = s_0 + \frac{1}{2} \log(1 + r_c^2) \in (-\frac{l_c + \pi/2}{r_c}, -\frac{l_c}{r_c})$ and $\mathbb{D} \setminus \{0\} \simeq (s_e, \infty) \times [0, 2\pi)$, in particular $g_{\text{hyp}} = \frac{ds^2 + d\theta^2}{(s - s_e)^2}$.

At the time $t = t_1 + 1$ we have on the one hand side for $s \in (s_e, -\frac{l_c - 2}{r_c}]$ by Corollary A.2 and the construction of the metric g_{cb}

$$\begin{aligned} u(t_1 + 1, s) &\leq \frac{1}{2} \log(2(t_1 + 1) + 1) + u_{\text{cb}}(s) \\ &\leq \frac{1}{2} \log 8 + \begin{cases} -\log(r_c^{-1} \cos(r_c s + l_c)) & \text{for } s \in (s_e, -\frac{l_c}{r_c}) \\ \log r_c & \text{for } s \in [-\frac{l_c}{r_c}, -\frac{l_c - 2}{r_c}] \end{cases} \\ &\leq \frac{1}{2} \log 8 - \log\left(s + \frac{l_c + \frac{\pi}{2}}{r_c}\right) + \begin{cases} \log \frac{\pi}{2} & \text{for } s \in (s_e, -\frac{l_c}{r_c}) \\ \log(2 + \frac{\pi}{2}) & \text{for } s \in [-\frac{l_c}{r_c}, -\frac{l_c - 2}{r_c}] \end{cases} \\ &\leq -\log(s - s_e) + \log 15 \quad \text{for all } s \in (s_e, -\frac{l_c - 2}{r_c}]. \end{aligned}$$

On the other hand, by virtue of Lemma 5.3 we know that $u(t_1 + 1, s) \leq \mathcal{C}_{(4r_c)^{-2}}(1, s - 2r_c^{-1})$ for all $s \geq -\frac{l_c - 2}{r_c}$, so it suffices to compare the cusp of g_{hyp} with this cigar in this part. Note that for all $s \geq -\frac{l_c - 2}{r_c} = -\frac{1}{8}r_c^{-2} + 2r_c^{-1}$ we have

$$\begin{aligned} \frac{d}{ds} \left(\mathcal{C}_{(4r_c)^{-2}}(1, s - 2r_c^{-1}) \right) &= \frac{d}{ds} \left(\mathcal{C}(\frac{1}{8}r_c^{-2} + s - 2r_c^{-1}) \right) \\ &\leq \mathcal{C}'(0) = -\frac{1}{2} \leq -\frac{1}{s + \frac{l_c}{r_c}} \leq -\frac{1}{s - s_e} = \frac{d}{ds} \left(-\log(s - s_e) \right). \end{aligned}$$

Combined with the following inequality at $s = -\frac{l_c - 2}{r_c}$

$$\begin{aligned} \mathcal{C}_{(4r_c)^{-2}} \left(1, -\frac{l_c}{r_c} \right) &\leq \log(4r_c) && \text{using (5.5)} \\ &= \log 4 - \log \left(-\frac{l_c - 2}{r_c} + \frac{l_c + \frac{\pi}{2}}{r_c} \right) + \log \left(2 + \frac{\pi}{2} \right) \\ &\leq -\log \left(-\frac{l_c - 2}{r_c} - s_e \right) + \log 15, \end{aligned}$$

we may conclude that

$$\mathcal{C}_{(4r_c)^{-2}}(1, s - 2r_c^{-1}) \leq -\log(s - s_e) + \log 15 \quad \text{for } s \geq -\frac{l_c - 2}{r_c}$$

and thus $u(t_1 + 1, s) \leq -\log(s - s_0) + \log 15$ for all $s \geq s_e$, or equivalently $g(t_1 + 1) \leq 225 g_{\text{hyp}}$ on $\mathbb{D} \setminus \{0\}$. Consequently, we have

$$g(t) \leq (2(t - t_1) + 225) g_{\text{hyp}} \quad \text{on } \mathbb{D} \setminus \{0\} \text{ for all } t \in [t_1, \infty)$$

because the right-hand side is a maximally stretched Ricci flow on $\mathbb{D} \setminus \{0\}$; in particular, we have (5.13). \square

Following [Top14, Lemma 2.9] we use the following result from [Top12] in order to bound uniformly the conformal factor.

Lemma 5.5 (Special case of [Top12, Lemma 3.3]). *If $(e^{2v(t)}|dz|^2)_{t \in [0,1]}$ is any smooth Ricci flow on \mathbb{D} with $e^{2v(0)}|dz|^2 \leq g_{\text{hyp}}$ on $\mathbb{D} \setminus \{0\}$, then there exists a universal constant $\beta \in (0, \infty)$ such that*

$$\sup_{\mathbb{D}_{\frac{1}{2}}} v(t) \leq \frac{\beta}{t} \quad \text{for all } t \in (0, 1]. \quad (5.14)$$

Lemma 5.6 (Variant of [Top14, Lemma 2.9]). *There exists a universal constant $C \in (1, \infty)$ such that if we consider the CB-Ricci flow $(g(t))_{t \in [0, \infty)}$ on \mathbb{C} with $r_c \in (0, \frac{1}{10})$ and $l_c = \frac{1}{8}r_c^{-1}$, then*

$$g(t) \leq C|dz|^2 \quad \text{for all } t \in [15/4, \infty). \quad (5.15)$$

Proof. Writing $g(t) = e^{2u(t)}|dz|^2$, we define the parabolically rescaled (and translated) Ricci flow

$$e^{2v(t)}|dz|^2 := \frac{1}{256} g(7/2 + 256t).$$

By Lemma 5.4 we have $e^{2v(0)}|dz|^2 = \frac{1}{256}g(7/2) \leq g_{\text{hyp}}$ on $\mathbb{D} \setminus \{0\}$, satisfying the hypothesis of Lemma 5.5, and we may conclude

$$g(15/4) = 256 e^{2v(1/1024)}|dz|^2 \leq 256 e^{2048\beta} |dz|^2 \quad \text{on } \mathbb{D}_{\frac{1}{2}}.$$

For the upper bound outside of $\mathbb{D}_{\frac{1}{2}}$, first note that in logarithmic cylindrical coordinates we have $\mathbb{D}_{\frac{1}{2}} \setminus \{0\} \simeq (s_e + \log 2, \infty) \times [0, 2\pi) \supset \overline{\mathcal{U}_c \cup \mathcal{U}_b}$, hence $u_{\text{cb}}(s_e + \log 2) = u_2(s_e + \log 2)$ using the notation from Definition 3.1. Since $u'_{\text{cb}}(s) \geq -1$ for all $s \in (-\infty, s_e + \log 2]$, it suffices to estimate it at $s = s_e + \log 2$

$$\begin{aligned} u_{\text{cb}}(s_e + \log 2) &= -\log(r_c^{-1} \cos(r_c(s_e + \log 2) + l_c)) \\ &= -\log\left(r_c^{-1} \cos\left(r_c(\log 2 + \frac{1}{2} \log(1 + r_c^2)) - \arctan r_c^{-1}\right)\right) \\ &\leq -\log(r_c^{-1} \cos \arctan r_c^{-1}) = \frac{1}{2} \log(1 + r_c^2) \\ &\leq -(s_e + \log 2) + s_e + \frac{3}{2} \log 2, \end{aligned}$$

i.e. $u_{\text{cb}}(s) \leq -s + s_e + \frac{3}{2} \log 2$ for all $s \leq s_e + \log 2$. Using Corollary A.2, we get

$$u(15/4, s) \leq u_{\text{cb}}(s) + \frac{1}{2} \log\left(\frac{15}{2} + 1\right) \leq -s + s_e + \frac{1}{2} \log 68 \quad \text{for all } s \in (-\infty, s_e + \log 2],$$

or $g(15/4) \leq 68|dz|^2$ on $\mathbb{C} \setminus \mathbb{D}_{\frac{1}{2}}$. Choosing $C := 256e^{2048\beta} > 68$, the static (and maximally stretched) Ricci flow $(C|dz|^2)_{t \in [7/2, \infty)}$ is an upper barrier for $g(t)$ from time $t = 15/4$ onwards. \square

6 Burst of large curvature

At this point, we have derived the full set of estimates on the CB-Ricci flow, in particular to show that it will have a burst of large curvature on some time interval during the flow. However, the Ricci flow required for Theorem 1.3 will evolve from infinitely many copies of the CB-surface, and each of these will evolve as slight perturbations of the CB-Ricci flow. Therefore we need:

Proposition 6.1 (Lower curvature bound). *For parameters $r_c \in (0, \frac{1}{256})$ and $l_c \geq \frac{1}{8}r_c^{-1}$ let $(g_{\text{cb}}(t))_{t \in [0, \infty)}$ be the CB-Ricci flow on \mathbb{C} . Suppose $(g(t))_{t \in [0, 3]}$ is a Ricci flow on $\mathbb{D}_2 \subset \mathbb{C}$ conformally equivalent to $g_{\text{cb}}(0)|_{\mathbb{D}_2}$ such that for $\alpha \in (1, 201/200)$*

$$\alpha^{-2}g_{\text{cb}}(\alpha^2 t)|_{\mathbb{D}_2} \leq g(t) \leq \alpha^2 g_{\text{cb}}(\alpha^{-2} t)|_{\mathbb{D}_2} \quad \text{for all } t \in [0, 3]. \quad (6.1)$$

Then there exists a time $t_1 \in (\frac{3}{4}, \frac{8}{3})$ such that we have the curvature estimate

$$\sup_{\mathbb{D}_2} K_{g(t)} \geq \frac{1}{r_c} \quad \text{for all } t \in \left[t_1, t_1 + \frac{1}{100} \right]. \quad (6.2)$$

Proof. Let $\tilde{t}_1 \in (\frac{3}{4}, \frac{5}{2})$ be the time when the barriers from Lemma 5.3 begin to hold for $(g_{\text{cb}}(t))_{t \in [0, \infty)}$. Define $t_1 := \alpha^2 \tilde{t}_1 \in (\frac{3}{4}, \frac{8}{3})$ and

$$\rho(t) := \max \left\{ r > 0 : \text{vol}_{g(t)} \mathcal{B}_{g(t)}(0; r) \leq 2\pi r_c \right\}.$$

To see that $\mathcal{B}_{g(t)}(0; \rho(t)) \Subset \mathcal{U}_b \cup \overline{\mathcal{U}_c}$ for sufficiently long after $t = t_1$, we can use the lower barrier (5.10) and (5.7) to estimate

$$\begin{aligned} \text{vol}_{g(t)}(\mathcal{U}_c \cup \mathcal{U}_b) &\geq \text{vol}_{\alpha^{-2}g_{\text{cb}}(\alpha^2 t)}(\mathcal{U}_c \cup \mathcal{U}_b) \\ &\geq \alpha^{-2} \text{vol}_{r_c^{-2}} \left(\left[2r_c^{-2}(\alpha^2 t - \tilde{t}_1) - \frac{l_c}{r_c}, \infty \right) \times [0, 2\pi) \right) \\ &\geq 2\pi \left(\frac{r_c l_c}{\alpha^2} + \frac{2t_1}{\alpha^4} - 2t \right) \geq 2\pi r_c \\ &\quad \text{for } t \in \left[\alpha^{-4}t_1, \alpha^{-4}t_1 + \frac{r_c}{2}(\alpha^{-2}l_c - 1) \right]. \end{aligned}$$

Note that

$$\alpha^{-4}t_1 + \frac{r_c}{2}(\alpha^{-2}l_c - 1) = t_1 + (\alpha^{-4} - 1)t_1 + \frac{r_c}{2}(\alpha^{-2}l_c - 1) \geq t_1 + \frac{1}{100},$$

so $[t_1, t_1 + \frac{1}{100}] \subset [\alpha^{-4}t_1, \alpha^{-4}t_1 + \frac{r_c}{2}(\alpha^{-2}l_c - 1)]$. The upper barrier (5.9) and (5.5) gives us an estimate of the length of the boundary at $s = -\frac{l_c}{r_c}$

$$L_{g(t)} \partial \mathcal{B}_{g(t)}(0; \rho(t)) \leq L_{\alpha^2 g_{\text{cb}}(\alpha^{-2} t)} \partial \mathcal{B}_{g(t)}(0; \rho(t)) \leq \alpha 8\pi r_c$$

for all $t \in [\alpha^2 \tilde{t}_1, \alpha^2(\tilde{t}_1 + 1)] = [t_1, t_1 + \alpha^2] \supset [t_1, t_1 + \frac{1}{100}]$. Applying Bol's isoperimetric inequality (Theorem A.4) to $\mathcal{B}_{g(t)}(0; \rho(t))$ yields

$$\begin{aligned} \sup_{\mathbb{D}_2} K_{g(t)} &\geq \sup_{\mathcal{B}_{g(t)}(0; \rho(t))} K_{g(t)} \\ &\geq \frac{4\pi}{\text{vol}_{g(t)} \mathcal{B}_{g(t)}(0; \rho(t))} - \left(\frac{L_{g(t)} \partial \mathcal{B}_{g(t)}(0; \rho(t))}{\text{vol}_{g(t)} \mathcal{B}_{g(t)}(0; \rho(t))} \right)^2 \\ &\geq 2r_c^{-1} - 16\alpha^2 \geq 2r_c^{-1} - 17 \geq r_c^{-1} \end{aligned}$$

for all $t \in [t_1, t_1 + \frac{1}{100}]$. \square

To apply this proposition, we need a way to check that the Ricci flows that we construct do satisfy the hypothesis (6.1).

Lemma 6.2. *For any $r_c \in (0, 1)$ let $(g_{\text{cb}}(t))_{t \in [0, \infty)}$ be a CB-Ricci flow on \mathbb{C} . For all $\alpha > 1$ and $T > 0$, there exists $R > 2$ such that if $(g(t))_{t \in [0, T]}$ is a complete Ricci flow on any surface \mathcal{M} such that $(\mathcal{M}, g(0))$ contains an isometric copy of $(\mathbb{D}_R, g_{\text{cb}}(0))$ then we have*

$$\alpha^{-2} g_{\text{cb}}(\alpha^2 t) \Big|_{\mathbb{D}_2} \leq g(t) \leq \alpha^2 g_{\text{cb}}(\alpha^{-2} t) \Big|_{\mathbb{D}_2} \quad \text{for all } t \in [0, T].$$

Proof. First note that from Lemma 3.2(ii) we have $g_{\text{cb}}(0)|_{\mathbb{C} \setminus \mathbb{D}_2} = |dz|^2$. For $v_0 = \pi$ let $B > 0$ be the constant from Theorem A.3. With

$$r_0 = \max \left\{ \sqrt{B\alpha^2 T}, \sqrt{\frac{4\alpha^2 T}{\log \alpha}} \right\} \quad (6.3)$$

we choose $R = 2r_0 + 2$ and have the isometry

$$\psi : (\mathbb{D}_R, g_{\text{cb}}(0)) \rightarrow (\mathcal{U}_R, g(0)) \subset (\mathcal{M}, g(0)).$$

We are going to apply Theorem A.3 to $(g_{\text{cb}}(t))_{t \in [0, \alpha^2 T]}$ and $(g(t))_{t \in [0, T]}$ at points $p \in \partial\mathbb{D}_{r_0+2}$ and $q \in \psi(\partial\mathbb{D}_{r_0+2}) \subset \mathcal{U}_R$. With the above choices of $p, q, r_0, g_{\text{cb}}(0)$ and $g(0)$ the Ricci flows $(g_{\text{cb}}(t))_{t \in [0, \alpha^2 T]}$ and $(g(t))_{t \in [0, T]}$ satisfy conditions (i), (ii) and (iii) of Theorem A.3, such that we may conclude

$$\begin{aligned} |K_{g_{\text{cb}}(t)}(p)| &\leq 2r_0^{-2} && \text{for all } p \in \partial\mathbb{D}_{r_0+2} \text{ and } t \in [0, \alpha^2 T] \\ \text{and } |K_{g(t)}(q)| &\leq 2r_0^{-2} && \text{for all } q \in \psi(\partial\mathbb{D}_{r_0+2}) \text{ and } t \in [0, T]. \end{aligned}$$

Integrating the Ricci flow equation $\frac{\partial}{\partial t} g(t) = -2K_{g(t)}g(t)$ along with this curvature estimate, we obtain using (6.3), (i.e. $e^{4r_0^{-2}t} \leq \alpha$ for all $t \in [0, \alpha^2 T]$)

$$\alpha^{-1} g_{\text{cb}}(0) \leq e^{-4r_0^{-2}t} g_{\text{cb}}(0) \leq g_{\text{cb}}(t) \leq e^{4r_0^{-2}t} g_{\text{cb}}(0) \leq \alpha g_{\text{cb}}(0) \quad (6.4)$$

on $\partial\mathbb{D}_{r_0+2}$ for all $t \in [0, \alpha^2 T]$ and

$$\alpha^{-1} g(0) \leq e^{-4r_0^{-2}t} g(0) \leq g(t) \leq e^{4r_0^{-2}t} g(0) \leq \alpha g(0) \quad (6.5)$$

on $\psi(\partial\mathbb{D}_{r_0+2})$ for all $t \in [0, T]$. Hence we may estimate on $\partial\mathbb{D}_{r_0+2}$

$$\alpha^{-2} g_{\text{cb}}(\alpha^2 t) \leq \alpha^{-1} g_{\text{cb}}(0) = \alpha^{-1} \psi^* g(0) \leq \psi^* g(t) \leq \alpha \psi^* g(0) = \alpha g_{\text{cb}}(0) \leq \alpha^2 g_{\text{cb}}(\alpha^{-2} t)$$

for all $t \in [0, T]$. Therefore, we may apply a comparison principle and conclude the lemma's statement. \square

7 Burst of unbounded curvature

Proof of Theorem 1.3. We begin by proving the last part of the theorem, i.e. assuming that the underlying Riemann surface is \mathbb{C} , and proving (1.3).

For $T = 3$ and $\alpha = 201/200$ we obtain from Lemma 6.2 some radius $R > 2$. Pick any sequence of disjoint discs $(\mathbb{B}(p_j; R))_{j \in \mathbb{N}}$ in \mathbb{C} , of radius R . We obtain the metric g_0 on

\mathbb{C} by replacing those discs with CB-metrics $g_{cb}|_{\mathbb{D}_R}$ with cylinder radius $r_c = \frac{1}{256j}$ and length $l_c = \frac{1}{8}r_c^{-1} = 32j$ for each $j \in \mathbb{N}$. Now observe that by construction (Lemma 3.2) we have both $g_0 \geq |dz|^2$ and $K_{g_0} \in [-1, \frac{1}{2}]$. Then Theorem 1.1 provides a complete (and maximally stretched) Ricci flow $(g(t))_{t \in [0, \infty)}$ starting with $g(0) = g_0$. For a short time this Ricci flow coincides with the Shi solution which has bounded curvature, so we can apply a maximum principle to the evolution equation of the Gaussian curvature $\frac{\partial}{\partial t} K_{g(t)} = \Delta_{g(t)} K_{g(t)} + 2K_{g(t)}^2$ (see [Top06, Proposition 2.5.4]) and conclude

$$K_{g(t)} \leq \frac{1}{2(1-t)} \quad \text{for all } t \in [0, 1). \quad (7.1)$$

By virtue of Lemma 6.2 we may apply Proposition 6.1 to $(g(t))_{t \in [0, 3]}$ on each disc $\mathbb{B}(p_j; 2)$ and obtain a sequence of times $(t_{1,j})_{j \in \mathbb{N}} \in (\frac{3}{4}, \frac{8}{3})$ such that for each $j \in \mathbb{N}$

$$\sup_{\mathbb{B}(p_j; 2)} K_{g(t)} \geq 256j \quad \text{for all } t \in \left[t_{1,j}, t_{1,j} + \frac{1}{100} \right].$$

Therefore, there exists a $t_1 \in [\frac{3}{4}, \frac{8}{3}]$ such that for every $j_0 \in \mathbb{N}$ and $t \in (t_1, t_1 + \frac{1}{100})$ we can find $j \geq j_0$ with $t \in [t_{1,j}, t_{1,j} + \frac{1}{100}]$. Consequently, we have

$$\sup_{\mathbb{C}} K_{g(t)} = \infty \quad \text{for all } t \in \left(t_1, t_1 + \frac{1}{100} \right).$$

By (7.1) we know that $t_1 \geq 1$, hence we may assume that $t_1 \in [1, 3)$.

Let $C > 1$ be the universal constant from Lemma 5.6. Using again Lemma 6.2 we obtain

$$g \left(\frac{15}{4} \alpha^2 \right) \leq \alpha^2 C |dz|^2 \quad \text{on } \mathbb{B}(p_j; 2) \text{ for all } j \in \mathbb{N}.$$

On the complement we can simply use Corollary A.2 in order to conclude

$$g \left(\frac{15}{4} \alpha^2 \right) \leq \left(\frac{15}{2} \alpha^2 + 1 \right) |dz|^2 \quad \text{on } \mathbb{C} \setminus \bigcup_{j \in \mathbb{N}} \mathbb{B}(p_j; 2).$$

Assuming (without any restriction) $C > \frac{15}{2} \alpha^2 + 1$, we have $g \left(\frac{15}{4} \alpha^2 \right) \leq \alpha^2 C |dz|^2$ on \mathbb{C} , and consequently $g(t) \leq \alpha^2 C |dz|^2$ for all $t \in [\frac{15}{4} \alpha^2, \infty)$, because the right-hand side is a (static) maximally stretched Ricci flow on \mathbb{C} . On the other hand we have $g(t) \geq |dz|^2$ for all $t \in [0, \infty)$, because $(g(t))_{t \in [0, \infty)}$ is maximally stretched too. With the solution sandwiched between $|dz|^2$ and $\alpha^2 C |dz|^2$, parabolic regularity shows that we have uniform C^k bounds for $t \in [4, \infty)$; in particular, the curvature is bounded for all $t \geq 4$. This completes the proof in the case of \mathbb{C} .

Consider now the case that the underlying space is \mathbb{D} , and let H be the Poincaré metric thereon. As before, we set $T = 3$ and $\alpha = 201/200$, and obtain $R > 2$ from Lemma 6.2.

We begin by ‘flattening out’ H in a small neighbourhood of some point in \mathbb{D} , to give a new metric g_1 . More precisely, we make a smooth conformal perturbation of H in some domain $\Sigma \subset\subset \mathbb{D}$ so that the new surface (\mathbb{D}, g_1) contains some (say small) flat disc, while only increasing the metric and retaining the nonpositivity of the curvature, and call the resulting metric g_1 . (Think of flattening the conformal factor in a neighbourhood of the ‘origin’ \rightarrow Figure 6.)

We now do the same perturbation near a sequence of points heading out to infinity in \mathbb{D} , with the perturbed regions being disjoint, to give a new metric g_2 . More precisely, pick

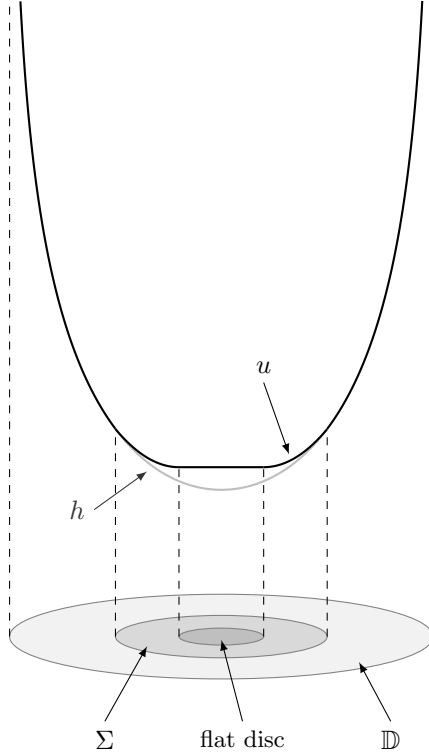


Figure 6: Conformal factors for metrics $H = e^{2h}|dz|^2$ and $g_1 = e^{2u}|dz|^2$ on the disc \mathbb{D}

any isometry Γ of (\mathbb{D}, H) such that the images $\Gamma^k(\Sigma)$ are pairwise disjoint for $k \in \mathbb{N}$ (for example one can take a sufficiently large translation in the upper half-space model of the hyperbolic plane) and define g_2 at each point to be the supremum of $(\Gamma^k)^*g_1$ as k varies within \mathbb{N} . The resulting metric g_2 is bounded below by H , and bounded above by some multiple of H .

Now homothetically expand g_2 by a large enough factor so that the infinitely many flat discs that lie isometrically within (\mathbb{D}, g_2) end up of radius at least R , and so that the curvature lies within $[-1, 0]$. Still, the metric is sandwiched from below by H and from above by some large multiple of H . We call this expanded metric g_3 , and one can think of it as the substitute for the metric $|dz|^2$ in the \mathbb{C} case, into which we inserted CB-metrics.

We now replace each of the flat discs of radius R by a sequence of more and more extreme CB-metrics as we did in the \mathbb{C} case, to get the metric g_0 that we are going to flow to obtain the Ricci flow required in the theorem. By construction, we have $g_0 \geq g_3 \geq H$, although g_0 is not bounded above by any multiple of H .

Note that g_0 has curvature lying within $[-1, 1/2]$, so as in the case for \mathbb{C} , the curvature will initially be bounded as dictated by (7.1), and just as before, we then have a time interval $(t_1, t_1 + 1/100)$ when the curvature is unbounded. Moreover, at time $t = \frac{15}{4}\alpha^2$ we may conclude that the flow $g(t)$ lies below the metric $\alpha^2 C g_3$, in a manner identical to how we dealt with the \mathbb{C} case.

Thus, at this time, the flow is sandwiched between H and some large multiple of H . We may then appeal to Theorem 1.2, coming from [GT11], applied to the Ricci flow $g(t + \frac{15}{4}\alpha^2)$, to deduce that $\frac{1}{2t} g(t)$ must converge in C^k to H as $t \rightarrow \infty$. \square

Sketch of proof of Theorem 1.4. Let us begin by considering the case that the underlying Riemann surface is \mathbb{C} , since in that case it is easiest to directly apply the precise estimates we have derived to prove Theorem 1.3, even though they give much more than we now require. Indeed, in this case, the proof is similar to the proof of Theorem 1.3 on \mathbb{C} , but in the construction we choose much longer cylinders, e.g. $l_c = r_c^{-2}$. Combined with the techniques in [GT13] (in particular using pseudolocality in the cylinder region, or alternatively barrier arguments), we could modify Lemma 5.3 such that the upper barrier (5.9) holds for longer times. An inspection of the proof of Proposition 6.1 shows that we also have the lower curvature bound (6.2) for longer and longer times, which is enough to conclude the result in this case.

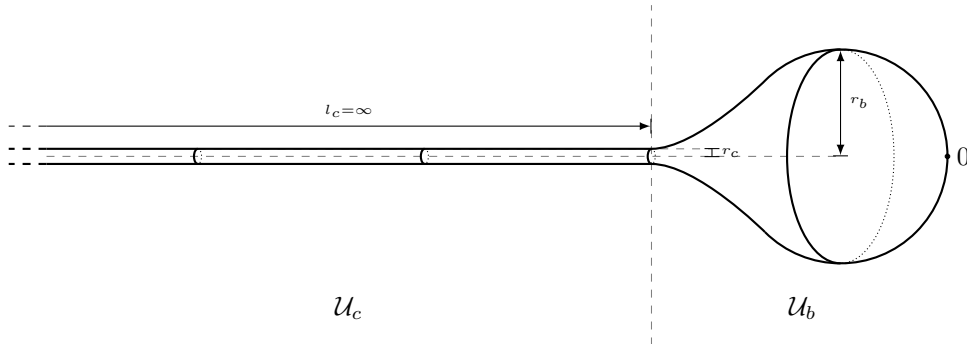


Figure 7: Long ‘lollipop’ surface: Infinite cylinder with bulb cap

In the case that we work on a more general underlying Riemann surface \mathcal{M} , we take a slightly different approach, which is a lot simpler than that of Theorem 1.3 for not having to worry about making the curvature bounded for large times. Consider instead of the CB-surface we describe in Section 2, just the cylinder \mathcal{U}_c and bulb \mathcal{U}_b parts, but with the cylinder infinitely long (\rightarrow Figure 7). This ‘lollipop’ surface has a subsequent Ricci flow whose behaviour should be quite apparent by now: The curvature, although initially bounded above and below, will gradually blow up as the bulb part shrinks, until it reaches a large value depending on r_c , from which moment the Ricci flow will look more and more like a thin cigar, with the large curvature persisting. This can be made precise using slight variants of the estimates we proved in Sections 4 and 5 (without requiring Section 5.2) and in Proposition 6.1. As in the \mathbb{C} case of this sketch proof, the variant of Lemma 6.2 will have a slightly adjusted proof using the techniques from [GT13] or barrier arguments.

Equipped with this long lollipop surface, we construct the initial metric g_0 required to prove Theorem 1.4 on \mathcal{M} as follows. Pick a sequence of points $(p_j)_{j \in \mathbb{N}}$ in \mathcal{M} without any accumulation point (i.e. heading off to infinity) and let H be the complete conformal hyperbolic metric on $\mathcal{M} \setminus \bigcup_{j \in \mathbb{N}} \{p_j\}$. Near each of the punctures p_j , the metric H will have the structure of a hyperbolic cusp, which we can truncate further and further out as j increases, and add in a lollipop surface with smaller and smaller r_c , that has itself had its cylinder part truncated. Providing we truncate the cylinder to have length l_c , where $l_c r_c \rightarrow \infty$ as $j \rightarrow \infty$, our new surface will generate a Ricci flow that has the properties demanded by Theorem 1.4. \square

A A priori estimates

Theorem A.1 (CHEN [Che09, Corollary 2.3(i)]). *Let $(g(t))_{t \in [0, T]}$ be a complete Ricci flow on a surface \mathcal{M}^2 . If $K_{g(0)} \geq -K_0$ for some $K_0 \in [0, \infty]$, then*

$$K_{g(t)} \geq -\frac{1}{2t + K_0^{-1}} \quad \text{for all } t \in [0, T]. \quad (\text{A.1})$$

Corollary A.2. *Let $(g(t))_{t \in [0, T]}$ be a complete Ricci flow on a surface \mathcal{M}^2 , such that $K_{g(0)} \geq -K_0$ for some $K_0 \in [0, \infty)$. Then writing in a local complex isothermal coordinate $g(t) = e^{2u(t)}|dz|^2$, we have*

$$u(t_2) \leq u(t_1) + \frac{1}{2} \log \frac{2t_2 + K_0^{-1}}{2t_1 + K_0^{-1}} \quad \text{for all } 0 \leq t_1 < t_2 \leq T. \quad (\text{A.2})$$

A more elaborate argument of CHEN leads to the following pseudolocality-type result giving two-sided estimates on the curvature.

Theorem A.3 (CHEN [Che09, Proposition 3.9]). *Let $(g(t))_{t \in [0, T]}$ be a Ricci flow on a surface \mathcal{M}^2 . If we have for some $p \in \mathcal{M}$, $r_0 > 0$ and $v_0 > 0$*

- (i) $\mathcal{B}_{g(t)}(p; r_0) \Subset \mathcal{M}$ for all $t \in [0, T]$;
- (ii) $|K_{g(0)}| \leq r_0^{-2}$ on $\mathcal{B}_{g(0)}(p; r_0)$;
- (iii) $\text{vol}_{g(0)} \mathcal{B}_{g(0)}(p; r_0) \geq v_0 r_0^2$,

then there exists a constant $B = B(v_0) > 0$ such that for all $t \in [0, \min\{T, \frac{1}{B}r_0^2\}]$

$$|K_{g(t)}| \leq 2r_0^{-2} \quad \text{on } \mathcal{B}_{g(t)}\left(p; \frac{r_0}{2}\right).$$

The following isoperimetric inequality due to G. Bol allows us estimate the maximum of the curvature on a surface's domain from below if we know its area and the length of its boundary. For an alternative proof using curvature flows, and further generalisations see [Top98] and [Top99].

Theorem A.4. [Bol41, eqn. (30) on p. 230] *Let Ω be a simply-connected domain on a surface (\mathcal{M}^2, g) , then*

$$(\mathbb{L}_g \partial\Omega)^2 \geq 4\pi \text{vol}_g(\Omega) - (\text{vol}_g \Omega)^2 \sup_{\Omega} K_g. \quad (\text{A.3})$$

References

- [Bol41] BOL, GERRIT: *Isoperimetrische Ungleichungen für Bereiche auf Flächen*. Jahresbericht der Deutschen Mathematiker-Vereinigung, 51:219–257, 1941.
- [Che09] CHEN, BING-LONG: *Strong uniqueness of the Ricci flow*. Journal of Differential Geometry, 82(2):363–382, 2009.
- [Cho91] CHOW, BENNET: *The Ricci flow on the 2-sphere*. Journal of Differential Geometry, 33(2):325–334, 1991.

- [CRW11] CABEZAS-RIVAS, ESTHER and BURKHARD WILKING: *How to produce a Ricci Flow via Cheeger-Gromoll exhaustion*. Journal of the European Mathematical Society, 2011. To appear. [arXiv:1108.0606](https://arxiv.org/abs/1108.0606).
- [GT11] GIESEN, GREGOR and PETER M. TOPPING: *Existence of Ricci Flows of Incomplete Surfaces*. Communications in Partial Differential Equations, 36(10):1860–1880, 2011.
- [GT13] GIESEN, GREGOR and PETER M. TOPPING: *Ricci flows with unbounded curvature*. Mathematische Zeitschrift, 273(1):449–460, 2013.
- [Ham82] HAMILTON, RICHARD S.: *Three-manifolds with positive Ricci curvature*. Journal of Differential Geometry, 17(2):255–306, 1982.
- [Ham88] HAMILTON, RICHARD S.: *The Ricci flow on surfaces*. In ISENBERG, JAMES A. (editor): *Mathematics and general relativity (Santa Cruz, CA, 1986)*, volume 71 of *Contemporary Mathematics*, pages 237–262, Providence, RI, 1988. American Mathematical Society.
- [Per02] PERELMAN, GRISHA: *The entropy formula for the Ricci flow and its geometric applications*. [arXiv:math/0211159](https://arxiv.org/abs/math/0211159), 11 November 2002.
- [Shi89] SHI, WAN-XIONG: *Deforming the metric on complete Riemannian manifolds*. Journal of Differential Geometry, 30(1):223–301, 1989.
- [Top98] TOPPING, PETER: *Mean curvature flow and geometric inequalities*. Journal für die reine und angewandte Mathematik, 503:47–61, 1998.
- [Top99] TOPPING, PETER: *The isoperimetric inequality on a surface*. *manuscripta mathematica*, 100(1):23–23, 1999.
- [Top06] TOPPING, PETER: *Lectures on the Ricci Flow*. Number 325 in *London Mathematical Society Lecture Note Series*. Cambridge University Press, October 2006. <http://www.warwick.ac.uk/~maseq/RFnotes.html>.
- [Top10] TOPPING, PETER: *Ricci flow compactness via pseudolocality, and flows with incomplete initial metrics*. Journal of the European Mathematical Society, 12(6):1429–1451, 2010.
- [Top12] TOPPING, PETER M.: *Uniqueness and Nonuniqueness for Ricci Flow on Surfaces: Reverse Cusp Singularities*. International Mathematics Research Notices, 2012(10):2356–2376, 2012.
- [Top13] TOPPING, PETER M.: *Uniqueness of Instantaneously Complete Ricci flows*. *Geometry and Topology*, 2013. To appear. [arXiv:1305.1905](https://arxiv.org/abs/1305.1905).
- [Top14] TOPPING, PETER M.: *Remarks on Hamilton’s Compactness Theorem for Ricci flow*. *Journal für die reine und angewandte Mathematik*, 692:173–191, 2014.