

## Rapidity and centrality dependence of proton and antiproton production from $^{197}\text{Au}+^{197}\text{Au}$ collisions at $\sqrt{S_{NN}}=130$ GeV

J. Adams,<sup>3</sup> C. Adler,<sup>12</sup> M. M. Aggarwal,<sup>40</sup> Z. Ahammed,<sup>25</sup> J. Amonett,<sup>15</sup> B. D. Anderson,<sup>15</sup> M. Anderson,<sup>5</sup> D. Arkhipkin,<sup>11</sup> G. S. Averichev,<sup>10</sup> S. K. Badyal,<sup>41</sup> J. Balewski,<sup>13</sup> O. Barannikova,<sup>25,10</sup> L. S. Barnby,<sup>15</sup> J. Baudot,<sup>14</sup> S. Bekele,<sup>22</sup> V. V. Belaga,<sup>10</sup> R. Bellwied,<sup>37</sup> J. Berger,<sup>12</sup> B. I. Bezverkhnny,<sup>39</sup> S. Bhardwaj,<sup>42</sup> P. Bhaskar,<sup>34</sup> A. K. Bhati,<sup>40</sup> H. Bichsel,<sup>36</sup> A. Billmeier,<sup>37</sup> L. C. Bland,<sup>2</sup> C. O. Blyth,<sup>3</sup> B. E. Bonner,<sup>26</sup> M. Botje,<sup>21</sup> A. Boucham,<sup>30</sup> A. Brandin,<sup>19</sup> A. Bravar,<sup>2</sup> R. V. Cadman,<sup>1</sup> X. Z. Cai,<sup>29</sup> H. Caines,<sup>39</sup> M. Calderón de la Barca Sánchez,<sup>2</sup> A. Cardenas,<sup>25</sup> J. Carroll,<sup>16</sup> J. Castillo,<sup>16</sup> M. Castro,<sup>37</sup> D. Cebra,<sup>5</sup> P. Chaloupka,<sup>9</sup> S. Chattopadhyay,<sup>34</sup> H. F. Chen,<sup>28</sup> Y. Chen,<sup>6</sup> S. P. Chernenko,<sup>10</sup> M. Cherney,<sup>8</sup> A. Chikanian,<sup>39</sup> B. Choi,<sup>32</sup> W. Christie,<sup>2</sup> J. P. Coffin,<sup>14</sup> T. M. Cormier,<sup>37</sup> J. G. Cramer,<sup>36</sup> H. J. Crawford,<sup>4</sup> D. Das,<sup>34</sup> S. Das,<sup>34</sup> A. A. Derevschikov,<sup>24</sup> L. Didenko,<sup>2</sup> T. Dietel,<sup>12</sup> X. Dong,<sup>28,16</sup> J. E. Draper,<sup>5</sup> F. Du,<sup>39</sup> A. K. Dubey,<sup>43</sup> V. B. Dunin,<sup>10</sup> J. C. Dunlop,<sup>2</sup> M. R. Dutta Mazumdar,<sup>34</sup> V. Eckardt,<sup>17</sup> L. G. Efimov,<sup>10</sup> V. Emelianov,<sup>19</sup> J. Engelage,<sup>4</sup> G. Eppley,<sup>26</sup> B. Erazmus,<sup>30</sup> P. Fachini,<sup>2</sup> V. Faine,<sup>2</sup> J. Faivre,<sup>14</sup> R. Fatemi,<sup>13</sup> K. Filimonov,<sup>16</sup> P. Filip,<sup>9</sup> E. Finch,<sup>39</sup> Y. Fisyak,<sup>2</sup> D. Flierl,<sup>12</sup> K. J. Foley,<sup>2</sup> J. Fu,<sup>16,38</sup> C. A. Gagliardi,<sup>31</sup> M. S. Ganti,<sup>34</sup> T. D. Gutierrez,<sup>5</sup> N. Gagunashvili,<sup>10</sup> J. Gans,<sup>39</sup> L. Gaudichet,<sup>30</sup> M. Germain,<sup>14</sup> F. Geurts,<sup>26</sup> V. Ghazikhanian,<sup>6</sup> P. Ghosh,<sup>34</sup> J. E. Gonzalez,<sup>6</sup> O. Grachov,<sup>37</sup> V. Grigoriev,<sup>19</sup> D. Grosnick,<sup>33</sup> M. Guedon,<sup>14</sup> S. M. Guertin,<sup>6</sup> A. Gupta,<sup>41</sup> E. Gushin,<sup>19</sup> T. J. Hallman,<sup>2</sup> D. Hardtke,<sup>16</sup> J. W. Harris,<sup>39</sup> M. Heinz,<sup>39</sup> T. W. Henry,<sup>31</sup> S. Heppelmann,<sup>23</sup> T. Herston,<sup>25</sup> B. Hippolyte,<sup>39</sup> A. Hirsch,<sup>25</sup> E. Hjort,<sup>16</sup> G. W. Hoffmann,<sup>32</sup> M. Horsley,<sup>39</sup> H. Z. Huang,<sup>6</sup> S. L. Huang,<sup>28</sup> T. J. Humanic,<sup>22</sup> G. Igo,<sup>6</sup> A. Ishihara,<sup>32</sup> P. Jacobs,<sup>16</sup> W. W. Jacobs,<sup>13</sup> M. Janik,<sup>35</sup> I. Johnson,<sup>16</sup> P. G. Jones,<sup>3</sup> E. G. Judd,<sup>4</sup> S. Kabana,<sup>39</sup> M. Kaneta,<sup>16</sup> M. Kaplan,<sup>7</sup> D. Keane,<sup>15</sup> J. Kiryluk,<sup>6</sup> A. Kisiel,<sup>35</sup> J. Klay,<sup>16</sup> S. R. Klein,<sup>16</sup> A. Klyachko,<sup>13</sup> D. D. Koetke,<sup>33</sup> T. Kollegger,<sup>12</sup> A. S. Konstantinov,<sup>24</sup> M. Kopytine,<sup>15</sup> L. Kotchenda,<sup>19</sup> A. D. Kovalenko,<sup>10</sup> M. Kramer,<sup>20</sup> P. Kravtsov,<sup>19</sup> K. Krueger,<sup>1</sup> C. Kuhn,<sup>14</sup> A. I. Kulikov,<sup>10</sup> A. Kumar,<sup>40</sup> G. J. Kunde,<sup>39</sup> C. L. Kunz,<sup>7</sup> R. Kh. Kutuev,<sup>11</sup> A. A. Kuznetsov,<sup>10</sup> M. A. C. Lamont,<sup>3</sup> J. M. Landgraf,<sup>2</sup> S. Lange,<sup>12</sup> C. P. Lansdell,<sup>32</sup> B. Lasiuk,<sup>39</sup> F. Laue,<sup>2</sup> J. Lauret,<sup>2</sup> A. Lebedev,<sup>2</sup> R. Lednický,<sup>10</sup> V. M. Leontiev,<sup>24</sup> M. J. LeVine,<sup>2</sup> C. Li,<sup>28</sup> Q. Li,<sup>37</sup> S. J. Lindenbaum,<sup>20</sup> M. A. Lisa,<sup>22</sup> F. Liu,<sup>38</sup> L. Liu,<sup>38</sup> Z. Liu,<sup>38</sup> Q. J. Liu,<sup>36</sup> T. Ljubicic,<sup>2</sup> W. J. Llope,<sup>26</sup> H. Long,<sup>6</sup> R. S. Longacre,<sup>2</sup> M. Lopez-Noriega,<sup>22</sup> W. A. Love,<sup>2</sup> T. Ludlam,<sup>2</sup> D. Lynn,<sup>2</sup> J. Ma,<sup>6</sup> Y. G. Ma,<sup>29</sup> D. Magestro,<sup>22</sup> S. Mahajan,<sup>41</sup> L. K. Mangotra,<sup>41</sup> A. P. Mahapatra,<sup>43</sup> R. Majka,<sup>39</sup> R. Manweiler,<sup>33</sup> S. Margetis,<sup>15</sup> C. Markert,<sup>39</sup> L. Martin,<sup>30</sup> J. Marx,<sup>16</sup> H. S. Matis,<sup>16</sup> Yu. A. Matulenko,<sup>24</sup> T. S. McShane,<sup>8</sup> F. Meissner,<sup>16</sup> Yu. Melnick,<sup>24</sup> A. Meschanin,<sup>24</sup> M. Messer,<sup>2</sup> M. L. Miller,<sup>39</sup> Z. Milosevich,<sup>7</sup> N. G. Minaev,<sup>24</sup> C. Mironov,<sup>15</sup> D. Mishra,<sup>43</sup> J. Mitchell,<sup>26</sup> B. Mohanty,<sup>34</sup> L. Molnar,<sup>25</sup> C. F. Moore,<sup>32</sup> M. J. Mora-Corral,<sup>17</sup> V. Morozov,<sup>16</sup> M. M. de Moura,<sup>37</sup> M. G. Munhoz,<sup>27</sup> B. K. Nandi,<sup>34</sup> S. K. Nayak,<sup>41</sup> T. K. Nayak,<sup>34</sup> J. M. Nelson,<sup>3</sup> P. Nevski,<sup>2</sup> V. A. Nikitin,<sup>11</sup> L. V. Nogach,<sup>24</sup> B. Norman,<sup>15</sup> S. B. Nurushev,<sup>24</sup> G. Odyniec,<sup>16</sup> A. Ogawa,<sup>2</sup> V. Okorokov,<sup>19</sup> M. Oldenburg,<sup>16</sup> D. Olson,<sup>16</sup> G. Paic,<sup>22</sup> S. U. Pandey,<sup>37</sup> S. Pal,<sup>34</sup> Y. Panebratsev,<sup>10</sup> S. Y. Panitkin,<sup>2</sup> A. I. Pavlinov,<sup>37</sup> T. Pawlak,<sup>35</sup> V. Perevoztchikov,<sup>2</sup> W. Peryt,<sup>35</sup> V. A. Petrov,<sup>11</sup> S. C. Phatak,<sup>43</sup> R. Picha,<sup>5</sup> J. Pluta,<sup>35</sup> N. Porile,<sup>25</sup> J. Porter,<sup>2</sup> A. M. Poskanzer,<sup>16</sup> M. Potekhin,<sup>2</sup> E. Potrebenikova,<sup>10</sup> B. V. K. S. Potukuchi,<sup>41</sup> D. Prindle,<sup>36</sup> C. Pruneau,<sup>37</sup> J. Putschke,<sup>17</sup> G. Rai,<sup>16</sup> G. Rakness,<sup>13</sup> R. Raniwala,<sup>42</sup> S. Raniwala,<sup>42</sup> O. Ravel,<sup>30</sup> R. L. Ray,<sup>32</sup> S. V. Razin,<sup>10,13</sup> D. Reichhold,<sup>25</sup> J. G. Reid,<sup>36</sup> G. Renault,<sup>30</sup> F. Retiere,<sup>16</sup> A. Ridiger,<sup>19</sup> H. G. Ritter,<sup>16</sup> J. B. Roberts,<sup>26</sup> O. V. Rogachevski,<sup>10</sup> J. L. Romero,<sup>5</sup> A. Rose,<sup>37</sup> C. Roy,<sup>30</sup> L. J. Ruan,<sup>28,2</sup> V. Rykov,<sup>37</sup> R. Sahoo,<sup>43</sup> I. Sakrejda,<sup>16</sup> S. Salur,<sup>39</sup> J. Sandweiss,<sup>39</sup> I. Savin,<sup>11</sup> J. Schambach,<sup>32</sup> R. P. Scharenberg,<sup>25</sup> N. Schmitz,<sup>17</sup> L. S. Schroeder,<sup>16</sup> K. Schweda,<sup>16</sup> J. Seger,<sup>8</sup> D. Seliverstov,<sup>19</sup> P. Seyboth,<sup>17</sup> E. Shaliev,<sup>10</sup> M. Shao,<sup>28</sup> M. Sharma,<sup>40</sup> K. E. Shestermanov,<sup>24</sup> S. S. Shimanskii,<sup>10</sup> R. N. Singaraju,<sup>34</sup> F. Simon,<sup>17</sup> G. Skoro,<sup>10</sup> N. Smirnov,<sup>39</sup> R. Snellings,<sup>21</sup> G. Sood,<sup>40</sup> P. Sorensen,<sup>6</sup> J. Sowinski,<sup>13</sup> H. M. Spinka,<sup>1</sup> B. Srivastava,<sup>25</sup> S. Stanislaus,<sup>33</sup> E. J. Stephenson,<sup>13</sup> R. Stock,<sup>12</sup> A. Stolpovsky,<sup>37</sup> M. Strikhanov,<sup>19</sup> B. Stringfellow,<sup>25</sup> C. Struck,<sup>12</sup> A. A. P. Suaide,<sup>37</sup> E. Sugarbaker,<sup>22</sup> C. Suire,<sup>2</sup> M. Šumbera,<sup>9</sup> B. Surrow,<sup>2</sup> T. J. M. Symons,<sup>19</sup> A. Szanto de Toledo,<sup>27</sup> P. Szarwas,<sup>35</sup> A. Tai,<sup>6</sup> J. Takahashi,<sup>27</sup> A. H. Tang,<sup>2,21</sup> P. Sorensen,<sup>44</sup> D. Thein,<sup>6</sup> J. H. Thomas,<sup>16</sup> V. Tikhomirov,<sup>19</sup> M. Tokarev,<sup>10</sup> M. B. Tonjes,<sup>18</sup> T. A. Trainor,<sup>36</sup> S. Trentalange,<sup>6</sup> R. E. Tribble,<sup>31</sup> M. D. Trivedi,<sup>34</sup> V. Trofimov,<sup>19</sup> O. Tsai,<sup>6</sup> T. Ullrich,<sup>2</sup> D. G. Underwood,<sup>1</sup> G. Van Buren,<sup>2</sup> A. M. Vander Molen,<sup>18</sup> A. N. Vasiliev,<sup>24</sup> M. Vasiliev,<sup>31</sup> S. E. Vigdor,<sup>13</sup> Y. P. Viyogi,<sup>34</sup> S. A. Voloshin,<sup>37</sup> F. Wang,<sup>25</sup> G. Wang,<sup>15</sup> X. L. Wang,<sup>28</sup> Z. M. Wang,<sup>28</sup> H. Ward,<sup>32</sup> J. W. Watson,<sup>15</sup> R. Wells,<sup>22</sup> G. D. Westfall,<sup>18</sup> C. Whitten, Jr.,<sup>6</sup> H. Wieman,<sup>16</sup> R. Willson,<sup>22</sup> S. W. Wissink,<sup>13</sup> R. Witt,<sup>39</sup> J. Wood,<sup>6</sup> J. Wu,<sup>28</sup> N. Xu,<sup>16</sup> Z. Xu,<sup>2</sup> Z. Z. Xu,<sup>28</sup> A. E. Yakutin,<sup>24</sup> E. Yamamoto,<sup>16</sup> J. Yang,<sup>6</sup> P. Yepes,<sup>26</sup> V. I. Yurevich,<sup>10</sup> Y. V. Zanevski,<sup>10</sup> I. Zborovský,<sup>9</sup> H. Zhang,<sup>39,2</sup> H. Y. Zhang,<sup>15</sup> W. M. Zhang,<sup>15</sup> Z. P. Zhang,<sup>28</sup> P. A. Żołnierczuk,<sup>13</sup> R. Zoukarniev,<sup>11</sup> J. Zoukarnieva,<sup>11</sup> and A. N. Zubarev<sup>10</sup>

(STAR Collaboration)

<sup>1</sup>Argonne National Laboratory, Argonne, Illinois 60439, USA<sup>2</sup>Brookhaven National Laboratory, Upton, New York 11973, USA<sup>3</sup>University of Birmingham, Birmingham, United Kingdom<sup>4</sup>University of California, Berkeley, California 94720, USA<sup>5</sup>University of California, Davis, California 95616, USA<sup>6</sup>University of California, Los Angeles, California 90095, USA<sup>7</sup>Carnegie Mellon University, Pittsburgh, Pennsylvania 15213, USA<sup>8</sup>Creighton University, Omaha, Nebraska 68178, USA<sup>9</sup>Nuclear Physics Institute AS CR, Řež/Prague, Czech Republic

- <sup>10</sup>Laboratory for High Energy, JINR, Dubna, Russia  
<sup>11</sup>Particle Physics Laboratory, JINR, Dubna, Russia  
<sup>12</sup>University of Frankfurt, Frankfurt, Germany  
<sup>13</sup>Indiana University, Bloomington, Indiana 47408, USA  
<sup>14</sup>Institut de Recherches Subatomiques, Strasbourg, France  
<sup>15</sup>Kent State University, Kent, Ohio 44242, USA  
<sup>16</sup>Lawrence Berkeley National Laboratory, Berkeley, California 94720, USA  
<sup>17</sup>Max-Planck-Institut fuer Physik, Munich, Germany  
<sup>18</sup>Michigan State University, East Lansing, Michigan 48824, USA  
<sup>19</sup>Moscow Engineering Physics Institute, Moscow, Russia  
<sup>20</sup>City College of New York, New York City, New York 10031, USA  
<sup>21</sup>NIKHEF, Amsterdam, The Netherlands  
<sup>22</sup>Ohio State University, Columbus, Ohio 43210, USA  
<sup>23</sup>Pennsylvania State University, University Park, Pennsylvania 16802, USA  
<sup>24</sup>Institute of High Energy Physics, Protvino, Russia  
<sup>25</sup>Purdue University, West Lafayette, Indiana 47907, USA  
<sup>26</sup>Rice University, Houston, Texas 77251, USA  
<sup>27</sup>Universidade de Sao Paulo, Sao Paulo, Brazil  
<sup>28</sup>University of Science & Technology of China, Anhui 230027, People's Republic of China  
<sup>29</sup>Shanghai Institute of Nuclear Research, Shanghai 201800, People's Republic of China  
<sup>30</sup>SUBATECH, Nantes, France  
<sup>31</sup>Texas A & M, College Station, Texas 77843, USA  
<sup>32</sup>University of Texas, Austin, Texas 78712, USA  
<sup>33</sup>Valparaiso University, Valparaiso, Indiana 46383, USA  
<sup>34</sup>Variable Energy Cyclotron Centre, Kolkata 700064, India  
<sup>35</sup>Warsaw University of Technology, Warsaw, Poland  
<sup>36</sup>University of Washington, Seattle, Washington 98195, USA  
<sup>37</sup>Wayne State University, Detroit, Michigan 48201, USA  
<sup>38</sup>Institute of Particle Physics, CCNU (HZNU), Wuhan 430079, People's Republic of China  
<sup>39</sup>Yale University, New Haven, Connecticut 06520, USA  
<sup>40</sup>Panjab University, Chandigarh, 160014, India  
<sup>41</sup>University of Jammu, Jammu, 180001, India  
<sup>42</sup>University of Rajasthan, Jaipur, 302004, India  
<sup>43</sup>Institute of Physics, Bhubaneswar, 751005, India  
<sup>44</sup>University of California, Los Angeles, California 90095, USA

(Received 19 June 2003; published 7 October 2004)

We report on the rapidity and centrality dependence of proton and antiproton transverse mass distributions from  $^{197}\text{Au}+^{197}\text{Au}$  collisions at  $\sqrt{s_{NN}}=130$  GeV as measured by the STAR experiment at the Relativistic Heavy Ion Collider (RHIC). Our results are from the rapidity and transverse momentum range of  $|y|<0.5$  and  $0.35<p_t<1.00$  GeV/ $c$ . For both protons and antiprotons, transverse mass distributions become more convex from peripheral to central collisions demonstrating characteristics of collective expansion. The measured rapidity distributions and the mean transverse momenta versus rapidity are flat within  $|y|<0.5$ . Comparisons of our data with results from model calculations indicate that in order to obtain a consistent picture of the proton (antiproton) yields and transverse mass distributions the possibility of prehadronic collective expansion may have to be taken into account.

DOI: 10.1103/PhysRevC.70.041901

PACS number(s): 25.75.Dw, 25.75.Ld

High energy nuclear collisions provide a unique opportunity to study matter under extreme conditions for which one expects the formation of a system dominated by deconfined quarks and gluons [1]. In the search for this deconfined state, baryons play an important role. Incoming beam baryons provide the energy for particle production and development of collective motion. It has systematically been observed that the net-baryon number determines the chemical properties

[2]. In addition, baryon transport and baryon production during the collision are particularly interesting because of their dynamical nature [3–9]. However, these are difficult processes due to their nonperturbative features [10,11]. At the Relativistic Heavy Ion Collider (RHIC) energy  $\sqrt{s_{NN}}=130$  GeV, antiproton to proton ratios and yields at midrapidity have been reported by several experiments [12–15]. In the region of  $p_t\sim 2\text{--}3$  GeV/ $c$ , the yield of protons ap-

proaches that of pions [13] in central collisions. The exact origin of this behavior is not clear and systematic measurements of baryon distributions are important.

In this Rapid Communication, we present a systematic measurement of proton and antiproton production in Au+Au collisions at  $\sqrt{s_{NN}}=130$  GeV in the rapidity range  $-0.5 < y < 0.5$  and for transverse momenta  $0.35 < p_t < 1.00$  GeV/c. In particular, we report the RHIC measurements of the rapidity dependence of the proton and antiproton yields, essential for exploring the existence of a boost-invariant region in the system. We also study the centrality dependence of the yields and mean transverse momenta for protons and antiprotons. These results allow for a detailed comparison to model predictions of proton and antiproton production at RHIC.

Two independent  $^{197}\text{Au}$  beams with an energy of 65 GeV per nucleon were provided by the RHIC at Brookhaven National Laboratory. These beams collided around the geometric center of the Solenoid Tracker at RHIC (STAR). Charged particles stemming from these collisions were measured in a large volume time projection chamber (TPC) [16]. A large solenoidal magnet of 0.25 T field strength provided momentum dispersion in the direction transverse to the beam line.

For this analysis, we used 320 k events with a minimum bias trigger and 154 k events with a trigger selecting the 10% most central events [12]. Events with a primary vertex within  $\pm 30$  cm of the geometric center of the TPC along the beam axis were accepted. Tracks were required to have at least 23 out of 45 maximum possible space points in the TPC and to extrapolate back to the primary vertex within 2 cm [distance of closest approach (DCA)]. To define the collision centrality, the measured raw multiplicity distribution of charged particles within the pseudorapidity range  $|\eta| < 0.75$  was divided into eight bins. The highest centrality bin corresponds to 6% of the measured cross section for  $^{197}\text{Au} + ^{197}\text{Au}$  collisions [17]. Protons and antiprotons were identified by correlating their energy loss  $dE/dx$  due to ionization in the TPC gas with the measured momentum. This method has already been presented in [12].

The track reconstruction efficiency was determined by embedding simulated tracks into real events at the raw data level and subsequently applying the full reconstruction algorithm to those events. The propagation of single tracks was performed using the GEANT Monte Carlo code with a detailed model of the STAR geometry and a realistic simulation of the TPC response. The resulting track reconstruction efficiency is greater than 70% at  $p_t > 0.5$  GeV/c for all centralities. By varying the track cuts, the overall systematic uncertainty in the track reconstruction efficiency is estimated to be less than 10%. Further, the relative resolution in transverse momentum was derived to be  $\approx 4\%$  at  $p_t = 0.5$  GeV/c.

Secondary interactions of particles with the detector material generated background protons. Due to their different geometric origin, these background protons appear as a rather flat tail in the DCA distribution which extends into the peak region of primary protons at small DCA. In order to correct for background protons, the proton DCA distribution was fitted by the scaled antiproton DCA distribution (which is background free) plus the results on the proton background from Monte Carlo calculations. Raw yields were extracted

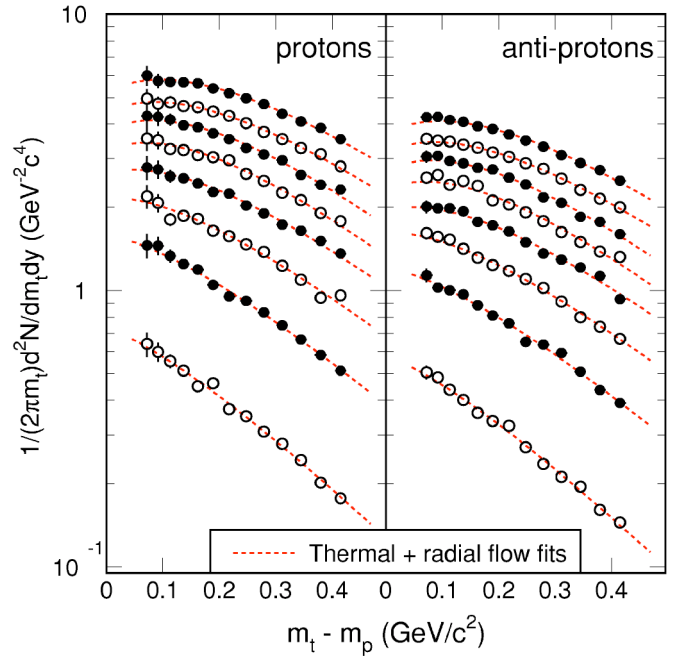


FIG. 1. (Color online) Midrapidity ( $|y| \leq 0.5$ ) proton (left column) and antiproton (right column) transverse mass distributions for most peripheral (bottom) to most central (top) collisions. The definitions of the centrality bins are listed in Table I. Relatively large systematic errors for protons in the low  $m_t$  region are due to the background subtraction. Results from model fits are shown as dashed lines.

for protons and antiprotons with DCA less than 2.0 cm, optimizing the signal to background ratio for protons. The raw yields were then corrected for track reconstruction efficiency, proton background, and in the case of antiprotons, for absorption in the detector material. The detector acceptance for protons (antiprotons) from the decay of lambdas (antilambdas) or other hyperons (antihyperons) is estimated to be larger than 95%. Corrections for feeddown from decays of hyperons (antihyperons) were not applied.

The midrapidity ( $|y| \leq 0.5$ ) proton and antiproton transverse mass distributions for all eight centrality bins are shown in Fig. 1. Here, the transverse mass  $m_t$  is given by  $m_t = \sqrt{p_t^2 + m_p^2}$ , with  $m_p$  the rest mass of the proton. The uncorrelated bin-to-bin systematic errors are estimated to be less than 7%. It is evident that both proton (left panel) and antiproton (right panel) distributions become more convex from peripheral to central collisions, indicating an increase in transverse radial flow. In order to extract  $p_t$ -integrated yields,  $dN/dy$  and mean transverse momenta  $\langle p_t \rangle$ , hydrodynamically motivated fits [18] were applied, assuming a thermal source plus transverse radial flow. The fit parameters are the temperature  $T_{fo}$  at kinetic freeze-out and the transverse radial flow velocity  $\beta_s$  at the system surface. A velocity profile  $\beta_t(r) = \beta_s (r/R)^{0.5}$  was used, where  $R$  is the radius of the source. These fits simultaneously describe the experimental spectra of charged pions [19], kaons [20], protons, and antiprotons, measured in the same experiment. The fit results are shown as dashed lines in Fig. 1. The description of the experimental data is remarkably good. When strong collective

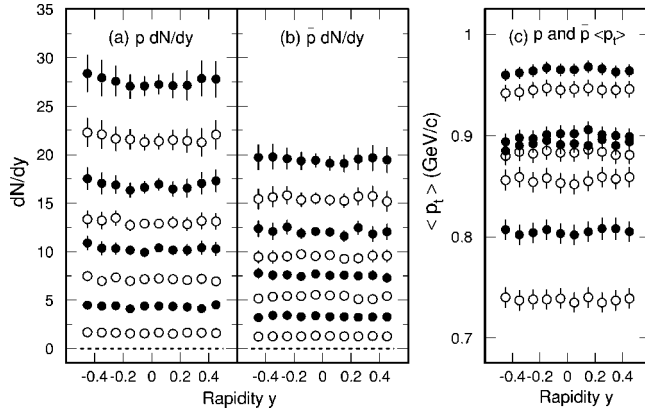


FIG. 2. The rapidity distributions of (a) protons and (b) antiprotons and (c) the (average proton and antiproton) transverse momentum  $\langle p_t \rangle$ , for most peripheral (bottom) to most central (top) collisions. The bin-to-bin systematic errors due to PID contamination were included in the plot. Overall systematic errors due to extrapolation into the  $p_t$  range not covered by the experiment and the uncertainty in the track reconstruction efficiency are not shown in the figure.

flow develops, the transverse mass distributions for heavy mass particles will not have the simple exponential shape at low transverse mass. Therefore, the hydrodynamically motivated two parameter fits become necessary [21]. The increase of  $\langle p_t \rangle$  with centrality is indeed reflected in the values of the collective velocity parameter  $\langle \beta_t \rangle$ , which increase from about  $(0.42 \pm 0.10)$  to  $(0.56 \pm 0.05)$  from the most peripheral to the most central collisions, respectively.

Note that in [12], the antiproton transverse momentum distributions were fitted with a Gaussian function in  $p_t$  [ $f(p_t) \sim \exp(-p_t^2/2\sigma^2)$ ]. The difference between the model fit results and Gaussian fits in  $p_t$  are less than 6% and less than 10% for  $\langle p_t \rangle$  and integrated yields  $dN/dy$ , respectively. Using other functions, i.e., exponential in  $m_t$  and a Boltzmann function (in  $m_t$ ), the systematic uncertainty in  $dN/dy$  due to extrapolation is estimated to be less than 20%. Similarly, the systematic uncertainty in  $\langle p_t \rangle$  is less than 6%. Applying different velocity profiles, i.e., varying the exponent between 0.5 and 1.0, leads to an equally good description of our ex-

perimental data. The changes in  $\langle p_t \rangle$  and  $dN/dy$  are less than 3% and 6%, respectively, substantially smaller than the systematic errors given above. Using exponents larger than 1.0 results in a worse description of our data in terms of  $\chi^2$  per degree of freedom and were therefore excluded. The total systematic uncertainty in  $dN/dy$  is less than 22%, adding the contributions due to extrapolation (20%) and the track reconstruction efficiency (10%) in quadrature.

The proton and antiproton rapidity distributions are shown in Figs. 2(a) and 2(b) for different collision centralities. In the  $p_t$  range not covered by this experiment, the yield was extracted from the thermal plus radial flow model fit. The results are shown in Table I, which indicates that about 50% of the integrated yield was measured within the STAR TPC acceptance. The bin-to-bin systematic errors, due to background subtraction and PID contamination, are included in the plot. Since the shapes of the transverse mass distributions of protons and antiprotons do not differ within statistical errors, the extracted values of  $\langle p_t \rangle$  shown in Fig. 2(c) are the average of the two. Within  $|y| < 0.5$ , both values of  $\langle p_t \rangle$  and  $dN/dy$  are found to be uniform as a function of rapidity, indicating that at RHIC—for the first time in heavy ion collisions—a boost invariant region of at least one unit of rapidity for all centrality bins has developed. We would like to stress that the rapidity dependences of both  $dN/dy$  and  $\langle p_t \rangle$  are required to draw a meaningful conclusion concerning boost invariance. An analysis of charged hadron ratios [22] has demonstrated that at RHIC energies a boost invariant region does not exist at  $|y| > 1.5$ . It will be of interest to study the rapidity distributions of different mass hadrons at higher rapidity regions at RHIC.

The top panels of Fig. 3 show the  $\langle p_t \rangle$  within  $|y| \leq 0.5$  for protons (left) and antiprotons (right) as a function of collision centrality given by the measured number of charged hadrons. The corresponding yields,  $dN/dy$ , are shown in the bottom panels. The open symbols represent fiducial yields and filled ones show the integrated yields. The shaded bands indicate the systematic uncertainties in extracting  $\langle p_t \rangle$  and  $dN/dy$ . Both values of  $\langle p_t \rangle$  and  $dN/dy$  are in good agreement with results from the PHENIX Collaboration [13]. Experimental results on the lambda (antilambda) yields [23] show that the contribution of feeddown from hyperon decays to the

TABLE I. Midrapidity ( $|y| < 0.5$ ) proton and antiproton results on rapidity densities and (averaged for proton and antiproton) values of  $\langle p_t \rangle$ . The fiducial yield is measured within  $0.35 < p_t < 1.00$  GeV/c. The errors are statistical. See the text for discussions of systematic errors.

Centrality bin	$\langle p_t \rangle$ (MeV)	$dN_p/dy$ (fiducial)	$dN_p/dy$ (integrated)	$dN_{\bar{p}}/dy$ (fiducial)	$dN_{\bar{p}}/dy$ (integrated)
58–85 %	$738 \pm 6$	$0.98 \pm 0.01$	$1.62 \pm 0.02$	$0.78 \pm 0.01$	$1.28 \pm 0.01$
45–58 %	$805 \pm 6$	$2.51 \pm 0.02$	$4.36 \pm 0.05$	$1.91 \pm 0.02$	$3.31 \pm 0.03$
34–45 %	$856 \pm 6$	$3.96 \pm 0.03$	$7.14 \pm 0.08$	$2.97 \pm 0.02$	$5.35 \pm 0.06$
26–34 %	$892 \pm 6$	$5.55 \pm 0.04$	$10.29 \pm 0.10$	$4.08 \pm 0.03$	$7.56 \pm 0.07$
18–26 %	$883 \pm 7$	$7.16 \pm 0.05$	$13.03 \pm 0.11$	$5.22 \pm 0.03$	$9.50 \pm 0.09$
11–18 %	$900 \pm 8$	$8.92 \pm 0.06$	$16.53 \pm 0.14$	$6.40 \pm 0.04$	$11.85 \pm 0.10$
6–11 %	$945 \pm 8$	$10.72 \pm 0.04$	$21.01 \pm 0.19$	$7.67 \pm 0.02$	$15.04 \pm 0.14$
0–6 %	$965 \pm 7$	$13.17 \pm 0.04$	$26.37 \pm 0.23$	$9.35 \pm 0.02$	$18.72 \pm 0.16$



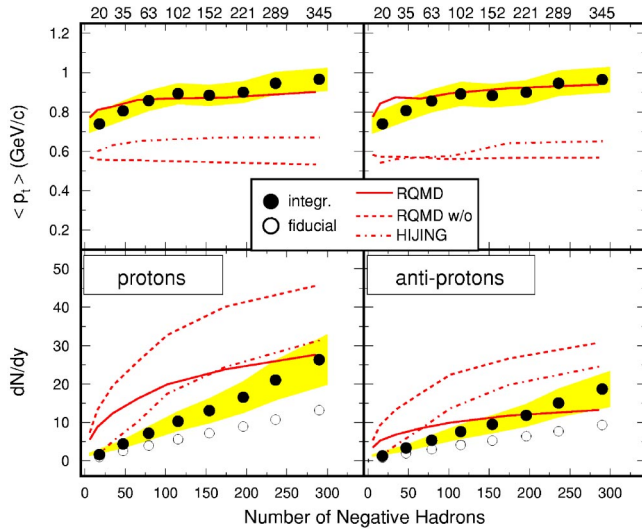


FIG. 3. (Color online) Midrapidity  $\langle p_t \rangle$  and  $dN/dy$  of protons and antiprotons as functions of the number of negatively charged hadrons. The corresponding number of participants are also shown at the top of the plots. Open symbols are fiducial yields and filled ones are integrated yields. Systematic errors are shown as shaded areas. Results from RQMD, RQMD with rescattering switched off (w/o) and HIJING are shown as solid lines, dashed lines, and dashed-dotted lines, respectively. The experimental data and the results from RQMD and HIJING include feeddown from hyperon decay.

proton (antiproton) yields is  $\approx 40\%$ . The increase of  $\langle p_t \rangle$  vs centrality in the figure indicates the development of stronger collective expansion in more central collisions. Results from calculations with RQMD [24], RQMD with rescattering switched off (w/o) and HIJING [25,26] are represented by solid, dashed, and dashed-dotted lines, respectively. In the RQMD model [24,27] results with hadronic rescattering agree with measurements centrality dependence of the mean transverse momentum. On the other hand, without the rescattering, the HIJING model underpredicts the proton and antiproton  $\langle p_t \rangle$ , especially for central collisions. Overall, the model calculations fail to predict the experimental yields consistently throughout the whole centrality range. Discrepancies between measured  $\bar{p}/p$  ratios and predictions from RQMD and HIJING have been reported by other experiments [14,15].

The bottom panels of Fig. 3 show that the observed midrapidity ( $|y| \leq 0.5$ ) proton and antiproton yields,  $dN/dy$ , are proportional to the number of charged hadrons. RQMD fails to predict the centrality dependence of the antiproton yield due to the strong annihilation in hadronic rescattering, especially in central collisions. Because of the annihilation, RQMD predicts a change in the  $\bar{p}/p$  ratio of almost a factor of two from peripheral to central collisions, which is not consistent with observations [12].

The results from RQMD reflect that within that model there is strong annihilation among baryons, and that large values of  $\langle p_t \rangle$  are built up from late hadronic rescatterings. Based on RQMD, the annihilation of antiprotons created ini-

tially is expected to increase from 20% for peripheral collisions, to 50% for the most central collisions. This is not consistent with the trend in Fig. 3, which indicates the measured proton and antiproton yields increase approximately linearly with the number of negatively charged hadrons. This raises an important question. If, on the one hand, the increase in annihilation with centrality predicted by RQMD is correct, then the centrality dependence of the initial baryon production must be much stronger than the linear dependence observed in Fig. 3, and the rough agreement between RQMD and the data for antiprotons is fortuitous. If, on the other hand, the agreement between RQMD and the linear dependence observed in Fig. 3 for antiprotons is correct, a possible explanation is that the antiproton loss due to annihilation is smaller in central collisions than in peripheral collisions. This suggests the antiprotons may decouple from the surrounding matter early, and that the large experimental values of  $\langle p_t \rangle$  which are observed must arise from collective flow in the early stage [28–31]. In order to distinguish this possibility from other possible scenarios [32] and study possible early-stage partonic collectivity at RHIC, systematic measurements of multistrange baryons, charmed mesons, and particle correlations are necessary. The recent reference [9] indicates that the net-baryon density at midrapidity at RHIC is determined by the initial parton distributions at  $x \approx 0.01$ . While the results of these calculations for netbaryons are consistent with our measurement on the net-proton density of  $dN/dy_{p-\bar{p}} = 7.7 \pm 1.7$ , it will be interesting to see the transverse momentum distributions from the model calculations [9].

In summary, we have reported on the centrality dependence of proton and antiproton transverse mass and rapidity distributions from  $^{197}\text{Au} + ^{197}\text{Au}$  collisions at  $\sqrt{s_{NN}} = 130$  GeV as measured by the STAR experiment at RHIC. The results reported here are from the rapidity and transverse momentum range of  $|y| < 0.5$  and  $0.35 < p_t < 1.00$  GeV/c. For both protons and antiprotons, the transverse mass distributions become more convex from peripheral to central collisions, indicating the enhancement of a collective expansion in more central collisions. The rapidity distributions and  $\langle p_t \rangle$  versus rapidity are found to be flat within  $|y| < 0.5$ , suggesting a boost invariant region around midrapidity. The comparison of our data to results from microscopic transport models suggests that the observed collective expansion might have been dominantly developed at the early stage of the collision.

We thank Dr. W. Busza, Dr. M. Gyulassy, and Dr. V. Topor-Pop for exciting discussions. We thank the RHIC Operations Group and RCF at BNL, and the NERSC Center at LBNL for their support. This work was supported in part by the HENP Divisions of the Office of Science of the U.S. DOE; the U.S. NSF; the BMBF of Germany; IN2P3, RA, RPL, and EMN of France; EPSRC of the United Kingdom; FAPESP of Brazil; the Russian Ministry of Science and Technology; the Ministry of Education and the NNSFC of China; SFOM of the Czech Republic, DAE, DST, and CSIR of the Government of India; and the Swiss NSF.

- [1] For reviews and recent developments see Nucl. Phys. **A698**, 1c (2002).
- [2] P. Braun-Munzinger, D. Magestro, K. Redlich, and J. Stachel, Phys. Lett. B **518**, 41 (2001).
- [3] W. Busza and R. Ledoux, Annu. Rev. Nucl. Part. Sci. **38**, 119 (1988).
- [4] F. Videbaek and O. Hansen, Phys. Rev. C **52**, 2684 (1995).
- [5] E814 Collaboration, J. Barrette *et al.*, Z. Phys. C: Part. Fields **59**, 211 (1993).
- [6] E802 Collaboration, L. Ahle *et al.*, Phys. Rev. Lett. **81**, 2650 (1998).
- [7] NA44 Collaboration, I.G. Bearden *et al.*, Phys. Lett. B **388**, 431 (1996); Phys. Rev. C **66**, 044907 (2002).
- [8] NA49 Collaboration, H. Appelshäuser *et al.*, Phys. Rev. Lett. **82**, 2471 (1999).
- [9] S.A. Bass, B. Müller, and D.K. Srivastava, Phys. Rev. Lett. **91**, 052302 (2003).
- [10] S. Daté, M. Gyulassy, and H. Sumiyoshi, Phys. Rev. D **32**, 619 (1985).
- [11] I.N. Mishustin and J.I. Kapusta, Phys. Rev. Lett. **88**, 112501 (2002).
- [12] STAR Collaboration, C. Adler *et al.*, Phys. Rev. Lett. **86**, 4778 (2001); **87**, 262302 (2001); **90**, 119903(E) (2003).
- [13] PHENIX Collaboration, K. Adcox *et al.*, Phys. Rev. Lett. **88**, 242301 (2002).
- [14] BRAHMS Collaboration, I.G. Bearden *et al.*, Phys. Rev. Lett. **87**, 112305 (2002).
- [15] PHOBOS Collaboration, B.B. Back *et al.*, Phys. Rev. Lett. **87**, 102301 (2001).
- [16] H. Wieman *et al.*, IEEE Trans. Nucl. Sci. **44**, 671 (1997); W. Betts *et al.*, *ibid.* **44**, 592 (1997); S. Klein *et al.*, *ibid.* **43**, 1768 (1996).
- [17] STAR Collaboration, K.H. Ackermann *et al.*, Phys. Rev. Lett. **86**, 402 (2001).
- [18] E. Schnedermann, J. Sollfrank, and U. Heinz, Phys. Rev. C **48**, 2462 (1993).
- [19] STAR Collaboration, M. Calderón de la Barca Sánchez *et al.*, Nucl. Phys. **A698**, 503c (2002); M. Calderón de la Barca Sánchez, Ph.D. thesis, Yale University, 2001.
- [20] STAR Collaboration, C. Adler *et al.*, Phys. Lett. B **595**, 143 (2004).
- [21] NA44 Collaboration, I.G. Bearden *et al.*, Phys. Rev. Lett. **78**, 2080 (1997).
- [22] BRAHMS Collaboration, I.G. Bearden *et al.*, Phys. Rev. Lett. **90**, 102301 (2003).
- [23] STAR Collaboration, C. Adler *et al.*, Phys. Rev. Lett. **89**, 092301 (2002).
- [24] H. Sorge, Phys. Rev. C **52**, 3291 (1995).
- [25] X.N. Wang, Phys. Rep. **280**, 287 (1997).
- [26] S.E. Vance, M. Gyulassy, and X.N. Wang, Phys. Lett. B **443**, 45 (1998); S.E. Vance, Nucl. Phys. **A661**, 230c (1999).
- [27] B. Monreal *et al.*, Phys. Rev. C **60**, R031901 (1999); **60**, R051902 (1999).
- [28] L. McLerran and J. Schaffner-Bielich, Phys. Lett. B **514**, 29 (2001).
- [29] STAR Collaboration, C. Adler *et al.*, Phys. Rev. Lett. **87**, 112303 (2001); STAR Collaboration, C. Adler *et al.*, Phys. Rev. Lett. **89**, 132301 (2002); STAR Collaboration, C. Adler *et al.*, Phys. Rev. C **66**, 034904 (2002).
- [30] STAR Collaboration, C. Adler *et al.*, Phys. Rev. Lett. **90**, 082302 (2003).
- [31] P. Huovinen *et al.*, Phys. Lett. B **503**, 58 (2001).
- [32] R. Rapp and E. Shuryak, Nucl. Phys. **A698**, 587c (2002).