

Graviton multipoint functions at the AdS boundaryRam Brustein¹ and A. J. M. Medved²¹*Department of Physics, Ben-Gurion University, Beer-Sheva 84105, Israel*²*Department of Physics and Electronics, Rhodes University, Grahamstown 6140, South Africa*

(Received 1 November 2012; published 2 January 2013)

The gauge-gravity duality can be used to relate connected multipoint graviton functions to connected multipoint correlation functions of the stress tensor of a strongly coupled fluid. Here, we show how to construct the connected graviton functions for a particular kinematic regime that is ideal for discriminating between different gravitational theories, in particular between Einstein theory and its leading-order string theory correction. Our analysis begins with the one-particle irreducible graviton amplitudes in an anti-de Sitter black brane background. We show how these can be used to calculate the connected graviton functions and demonstrate that the two types of amplitudes agree in some cases. It is then asserted on physical grounds that this agreement persists in all cases for both Einstein gravity and its leading-order correction. This outcome implies that the corresponding field-theory correlation functions can be read off directly from the bulk Lagrangian, just as can be done for the ratio of the shear viscosity to the entropy density.

DOI: [10.1103/PhysRevD.87.024005](https://doi.org/10.1103/PhysRevD.87.024005)

PACS numbers: 04.50.-h, 11.25.Tq

I. INTRODUCTION

The gauge-gravity duality implies that a strongly coupled gauge field theory in four dimensions should have a dual description as a weakly coupled gravity theory in five-dimensional anti-de Sitter (5D AdS) space [1,2]. Because the gauge theory lives at the outer boundary of the AdS bulk spacetime, this is also a bulk-boundary or “holographic” correspondence [3].

String theory is a unitary and UV-complete theory. Consequently, any consistent effective description of the physics, on either side of the duality, must be unitary. This observation leads us to the following conclusion [4]: An effective theory describing small perturbations about the gravitational background solution cannot have more than two time derivatives in its linearized equation of motion. In other words, such an effective theory of gravity must either be Einstein’s two-derivative theory, a member of the exclusive Lovelock class of higher-derivative theories [5], or else be supplemented by boundary conditions that enforce this two-derivative limit. We will often use a term like “Lovelock” or “Gauss-Bonnet” (the four-derivative Lovelock theory) with the understanding that either of the latter two scenarios is realized. See Sec. 1.2 of Ref. [6] for further discussion.

Lovelock gravity consists of an infinite series of terms that are arranged in order of increasing numbers of pairs of derivatives. But, given a sensible perturbative expansion, it is likely that the correction to the Einstein Lagrangian at leading order will be the most easily accessed by experiment (if at all), so that it makes sense to say that the gravitational dual is Einstein gravity plus a Gauss-Bonnet correction, or possibly just Einstein gravity. We will be proceeding with this as our premise.

Our claims about the gravitational dual can be put to the test, as we now elaborate. In a recent publication [6],

we systematically studied gravitational perturbations about a black brane solution in 5D AdS space. We focused on a certain kinematic region of “high momentum,” which will be clarified early in the paper, but otherwise computed all of the physical, on-shell one-particle irreducible (1PI) graviton n -point amplitudes for both Einstein gravity and its leading-order Gauss-Bonnet correction. Some of the more important findings are listed as follows:

- (1) All 1PI n -point functions with n odd are trivially vanishing.
- (2) All 1PI n -point functions involving the scalar graviton modes (or the sound channel [7]) are trivially vanishing.
- (3) All 1PI n -point functions involving the vector graviton modes (or the shear channel [7]) are essentially featureless and theory independent.
- (4) Except for the two-point function, any 1PI $2n$ -point function consisting strictly of tensor graviton modes depends on the scattering angles and in a theory-dependent way.
- (5) For Einstein gravity, the (tensor) four- and higher-point functions all go as s , where s has its usual meaning as the Mandelstam center-of-mass variable.
- (6) The contribution of the leading-order Gauss-Bonnet correction goes as s^2 for the four-point function and $s(s + v)$ for higher-point functions, where v is an independent angle that can be interpreted as a “generalized Mandelstam” variable.

In brief, what we have found is that both Einstein gravity and its leading-order Gauss-Bonnet correction exhibit a universal angular dependence in multipoint graviton functions (at least for a particular kinematic region). The two extra derivatives in Gauss-Bonnet gravity lead to a more complicated angular dependence, which would become increasingly more complex as the perturbative order of

corrections is increased. But the added complexity only becomes evident at the six-point (and higher) level and, even then, only for a certain class of gravitons.

The black brane geometry provides a framework for probing the hydrodynamic properties of a strongly coupled fluid [8–10], such as the quark-gluon plasma [11]. The gauge-gravity duality implies that there should be an analogous list of statements to the above list about the stress-tensor correlation functions of a strongly coupled gauge theory. This point was already mentioned in our previous work [6] and has since been made concrete in a more recent article [12].

An obstacle to directly applying the duality for this purpose is that the graviton amplitudes of Ref. [6] are the 1PI amplitudes. What is rather needed to make contact with the gauge theory would be the connected graviton functions. The reason being that the 1PI functions on the field-theory side are not particularly useful because of complications that arise in separating these from the connected functions (see Refs. [13,14] for a recent discussion). The best way to circumvent such issues is to have things already worked out in the bulk before applying the duality.

The main objective of the current study is to fill in this gap on the bulk-to-boundary chain and make clear how the connected functions can be calculated from the 1PI ones. Working in the high-momentum kinematic region, we are able to show that the four-, six-, and eight-point connected functions for Einstein gravity are the same as the 1PI ones. Similar agreement is established for the four- and six-point functions when the leading-order Gauss-Bonnet corrections are included.

Following our presentation of explicit calculations, we will assert, using general covariance and additional general arguments, that this agreement between the connected and 1PI functions should persist for the higher-point amplitudes as well. This is an interesting outcome in its own right but is especially significant in the context of the gauge-gravity duality.

What our findings make clear is that, at least for the high-momentum regime, the multipoint correlation functions of the gauge-theory stress tensor fall into universality classes [12] in the same way that the ratio of the shear viscosity to the entropy density famously does [15,16]. And, just as one can read off this ratio of two-point correlators directly from the bulk Lagrangian [17–19], the same can be done for the higher-point correlation functions as well. Importantly, this provides a new means for probing the gravitational dual of a strongly coupled gauge theory.

The rest of the paper proceeds as follows: The next section clarifies our choice of kinematic region and Sec. III reviews some of the important results from our previous article [6]. In particular, we recall our formulations for the 1PI graviton functions and discuss how these are related to correlation functions of the boundary theory.

Section IV is where we begin to address the relation between the connected and 1PI amplitudes, starting with a preliminary discussion about the combinatorics of Feynman diagrams. In Sec. V, we show by explicit calculation that the one-particle-reducible (1PR) contribution to the connected six-point function identically vanishes (the four-point case is trivial). This outcome is extended to all the reducible diagrams with a single internal line in Sec. VI. Then, in Sec. VII, we present our argument as to why these cancellations should universally persist. Section VIII considers disconnected graviton functions, which can also be useful for probing the gravitational dual. Section IX ends the main text with a brief overview, and the Appendix includes a calculation that is referred to in Sec. VII.

Let us briefly mention coordinate conventions. We assume a 5D bulk spacetime and use $\mathbf{x} = (t, x, y, z)$ to denote the coordinates of the four-dimensional Poincaré-invariant subspace of the brane. Without loss of generality, z is designated as the direction of graviton propagation along the brane (or along any other spacetime slice at constant radius). For indices, $a, b, \dots = \{t, x, y, z\}$. The radial coordinate is denoted by r and ranges from $r = r_h$ at the black brane horizon to $r \rightarrow \infty$ at the AdS boundary.

II. THE HIGH-MOMENTUM REGIME

Before continuing, we wish to clarify how the kinematic region of high momentum is defined. Here, the focus is on the bulk perspective; for the boundary point of view, see Ref. [12].

Essentially, the frequencies and momenta (ω 's and k 's) of the gravitons should be large enough so that these dominate over all radial derivatives, whether acting on the gravitons or the background. In practice, this amounts to requiring that any derivative acts on a graviton to produce an $\omega = -i\nabla_t = -i\partial_t$ or a $k = -i\nabla_z = -i\partial_z$ [20]. This kinematic regime is most suitable for distinguishing between Einstein gravity and higher-derivative corrections, as it emphasizes the number of derivatives in an interaction vertex.

The parameter ϵ will serve as a dimensionless perturbative coefficient which measures the strength of the higher-derivative corrections to the Einstein Lagrangian, such that the Gauss-Bonnet correction is linear in ϵ [21]. Then the number of derivatives is given by 2^{j+1} for a term of order ϵ^j . The restriction to high momenta is really the same as asking that the Mandelstam invariant s be larger than the AdS bulk curvature or $s \gg 1/L^2$, where L is the AdS curvature length.

As for an upper bound, the momenta should still be small enough to ensure that any higher-order Lovelock terms make parametrically small contributions to physical quantities. This is necessary for keeping the perturbative expansion under control and, more importantly, for consistency with treating string theory as an effective theory of

gravity. Now consider that each additional order in the Lovelock expansion brings with it another factor of ϵ . For instance, a term with six derivatives can contribute one more factor of s but at the cost of one more factor of ϵ . Hence, we require $s\epsilon \ll 1/L^2$. And, because it follows on general grounds that $\epsilon \sim l_p^2/L^2 \ll 1$ (l_p is the 5D Planck length and the right-hand side is a necessary requirement for the viability of the gauge-gravity duality), the previous inequality means $s \ll 1/l_p^2$. That is, all momenta must be “sub-Planckian.”

This last constraint is rather trivial, but there is still another one to consider. Because a black brane is dual to a fluid, we are working (at least implicitly) in the hydrodynamic regime, and so the bound $s \ll (\pi T)^2$ is also required. Here, T is the fluid temperature, which is equivalent to the Hawking temperature on the brane. We then end up with the high-momentum region being defined by the finite range

$$1 \ll L\sqrt{s} \ll \pi TL. \quad (1)$$

There is no danger of the right-hand inequality being in conflict with the bulk solution because the gauge-gravity duality can only be applied consistently in a black hole (or brane) background when the horizon is much bigger than the AdS scale L or, equivalently, much hotter than the surrounding AdS space [24]. Since $r_h \sim \pi TL^2$, it follows that $\pi TL \gg 1$.

An additional comment is in order: Let us recall the relation $\lambda = g_{YM}^2 N$ between gauge-theory parameters, where λ is the 't Hooft coupling, g_{YM} is the Yang-Mills coupling and N is the number of colors. The holographic dictionary applies when $N \rightarrow \infty$ and $g_{YM} \rightarrow 0$, with λ large but finite. Hence, we carry out our analysis at tree level (loop diagrams are suppressed by inverse powers of N), and the leading-order modifications to Einstein gravity must then be at higher orders in λ^{-1} . This is consistent with looking at higher-derivative extensions to the effective string-theory Lagrangian [25].

III. GRAVITON MULTIPOINT FUNCTIONS

In this section, we recall some relevant parts of our earlier work [6] as well as set up the basic framework.

The initial task is to calculate all the physical, 1PI on-shell graviton multipoint amplitudes for an (asymptotically) AdS theory of gravity. We assume that the background solution is a five-dimensional black brane with a Poincaré-invariant horizon because, as already mentioned, this setting is useful for learning about the fluid dynamics of the gauge-theory dual.

As also mentioned, the effective theory describing small fluctuations about the background is constrained to have a two-derivative equation of motion. It is assumed that this effective theory limits to Einstein gravity in the IR and has a sensible perturbative expansion in terms of the number of pairs of derivatives. It follows that each term in the

Lagrangian is suppressed by a factor of ϵ relative to its predecessor with two derivatives fewer. Hence, to leading order, we need only consider the four-derivative correction to Einstein’s theory, so that the theories of interest are Einstein gravity and Einstein gravity plus a Gauss-Bonnet extension.

The premise is to expand the Einstein and Gauss-Bonnet Lagrangians in numbers of gravitons. A graviton $h_{\mu\nu}$ represents a small perturbation of the metric from its background value, $g_{\mu\nu} \rightarrow g_{\mu\nu} + h_{\mu\nu}$. The n^{th} -order term of the expansion can be identified with the graviton n -point function, which can be represented by a 1PI Feynman diagram. This becomes a Witten diagram [3] in the limit that $r \rightarrow \infty$.

Let us introduce the following ansatz and labeling convention for the gravitons: $h_{\mu\nu}^{(j)} = \phi(r) \exp[i\omega_j t - k_j z]$. We work in the radial gauge, for which $h_{rr} = h_{ar} = 0$ for any choice of a . This choice leads to a decoupling of the gravitons into three distinct classes [7]: tensors, vectors and scalars or, respectively, $h_2 = \{h_{xy}\}$, $h_1 = \{h_{zx}, h_{yx}\}$ and $h_0 = \{h_{tt}, h_{zz}, h_{zz'}, h^x_x + h^y_y\}$, with redundant polarizations omitted.

As previously motivated, we work in the kinematic region of high momentum, meaning that only terms with the highest allowed power of ω and k are included.

Given that the calculations are on-shell and in the region of high momentum, we are able to discard any n -point function involving scalar modes. This, in turn, means that graviton functions with odd values of n vanish, as general covariance dictates that vectors and tensors must come in pairs.

The case against vector modes is somewhat more subtle. A vector mode is analogous to a field-strength tensor [8], so it must be differentiated to be physical. Moreover, any nonvanishing n -point function that includes vector modes is limited to exactly two derivatives [6], both of which are necessarily constrained to act on the vectors. Because of this simplicity, this class of functions is of limited value to the current analysis and will subsequently be ignored.

Thus, we are left with only the tensor modes. Later on, we will calculate connected functions for the tensors by convolving pairs of 1PI amplitudes, and so it is important to understand why vector and scalar modes can be ignored in the internal lines. Generally speaking, all types of modes can appear because, unlike those appearing on external lines, internal gravitons are not constrained to be on-shell. However, on-shell or off-, the scalar modes are not physical (i.e., can be gauged away) in the absence of an external source. (See, e.g., Ref. [26].) And, since the vector modes can be identified with electromagnetic gauge fields [8], they must likewise be sourced to be physical. One might then ask how our results would differ when such sources are present, as could well be the case in a string-theory context. We will make an argument that, in the high-momentum regime and at least to order ϵ , all internal lines-irrespective

of the internal propagating modes-do not contribute. We will return to this matter at the end of Sec. VII.

As explained in Ref. [6], we have found the complete list of 1PI multipoint functions for the tensor modes at arbitrary r . But, for current purposes, it is most useful to focus on the limit of the AdS outer boundary, this being the location of the gauge-theory dual. In this case,

$$\lim_{r \rightarrow \infty} \langle h_2 h_2 \rangle_E = \left(\frac{L}{r}\right)^3 k^2 \quad (\text{with } k^2 \equiv k_1^2 = k_2^2), \quad (2)$$

$$\lim_{r \rightarrow \infty} \langle h_2 h_2 h_2 h_2 \rangle_E = \frac{9}{4} \left(\frac{L}{r}\right)^7 s, \quad (3)$$

$$\lim_{r \rightarrow \infty} \langle h_2^6 \rangle_E = \frac{75}{8} \left(\frac{L}{r}\right)^{11} s, \quad (4)$$

$$\lim_{r \rightarrow \infty} \langle h_2 h_2 \rangle_{\text{GB}} = \left(\frac{L}{r}\right)^3 \left[1 - 8\epsilon \frac{L^2}{r^2}\right] k^2 \quad (\text{with } k^2 \equiv k_1^2 = k_2^2), \quad (5)$$

$$\lim_{r \rightarrow \infty} \langle h_2 h_2 h_2 h_2 \rangle_{\text{GB}} = \frac{3}{4} \left(\frac{L}{r}\right)^7 \left[3s + \epsilon \frac{L^2}{r^2} s^2\right], \quad (6)$$

$$\lim_{r \rightarrow \infty} \langle h_2^6 \rangle_{\text{GB}} = \frac{15}{8} \left(\frac{L}{r}\right)^{11} \left[5s + 21\epsilon \frac{L^2}{r^2} s(s + \nu)\right], \quad (7)$$

where E and GB , respectively, denote Einstein and Gauss-Bonnet corrected gravity, the five-dimensional Newton's constant has been fixed according to $16\pi G_5 = 1$, and the kinematic variables s and ν are made explicit below. We have also employed the boundary limit of the AdS brane metric, $\lim_{r \rightarrow \infty} ds^2 = -\frac{r^2}{L^2} dt^2 + \frac{L^2}{r^2} dr^2 + \frac{r^2}{L^2} [dx^2 + dy^2 + dz^2]$.

More generally, for $2n = 4, 6, 8, \dots$,

$$\lim_{r \rightarrow \infty} \langle h_2^{2n} \rangle_E = \frac{(2n-1)\Gamma[n + \frac{1}{2}]}{\sqrt{\pi}\Gamma[n-1]} \left(\frac{L}{r}\right)^{4n-1} s, \quad (8)$$

$$\begin{aligned} \lim_{r \rightarrow \infty} \langle h_2^{2n} \rangle_{\text{GB}} &= \lim_{r \rightarrow \infty} \langle h_2^{2n} \rangle_E + \frac{2}{5} \epsilon \binom{2n}{4} \frac{\Gamma[n + \frac{3}{2}]}{\sqrt{\pi}\Gamma[n-1]} \\ &\times \left(\frac{L}{r}\right)^{4n+1} s(s + \nu), \end{aligned} \quad (9)$$

with the understanding that $\nu = 0$ for $2n = 4$.

The external gravitons are symmetrized in our expressions, with the center-of-mass variable s and the generalized Mandelstam variable ν accounting for the symmetrization,

$$s = -\frac{1}{2n(2n-1)} \sum_{i=1}^{2n} \sum_{\substack{j=1 \\ j \neq i}}^{2n} k_i^\mu k_{j\mu}, \quad (10)$$

$$\begin{aligned} \nu &= -\frac{1}{2n(2n-1)(2n-2)(2n-3)} \\ &\times \sum_{i_1=1}^{2n} \sum_{\substack{i_2=1 \\ i_2 \neq i_1}}^{2n} \sum_{\substack{i_3=1 \\ i_3 \neq i_1, i_2}}^{2n} \sum_{\substack{i_4=1 \\ i_4 \neq i_1, i_2, i_3}}^{2n} \sum_{\substack{j=1 \\ j \neq i_1, i_2, i_3, i_4}}^{2n} k_{i_1}^\mu k_{j\mu}. \end{aligned} \quad (11)$$

The Gauss-Bonnet corrections depend only on the Riemann-tensor-squared term, as the other four-derivative terms (Ricci-tensor-squared and Ricci-scalar-squared) can be transformed away with a suitable choice of field redefinitions [6,27,28]. Also, to arrive at the above expressions, we employed the transverse/traceless gauge for the tensors (which is compatible with our previous choice of radial gauge).

Let us briefly explain the above outcomes from a Feynman-diagram perspective: With knowledge that these are really the 1PI graviton amplitudes, we are essentially computing a functional derivative of the form (see, e.g., Ref. [29])

$$\langle h^{2n} \rangle = (-i)^{2n+1} \frac{\delta^{2n}}{(\delta J)^{2n}} \ln \left[\int \mathcal{D}[h] e^{i\sqrt{-g}\mathcal{L}[g, \nabla, h] + iJh} \right], \quad (12)$$

where an h should be regarded as a tensor, J is an external source, there is an implied spacetime integral in the exponent and, since tensor modes come in pairs, the Lagrangian density in the exponent can be expanded out as

$$\begin{aligned} \sqrt{-g}\mathcal{L}[g, \nabla, h] &= \mathcal{L}_0[g] + \frac{h^2}{2!} \mathcal{L}_2[g, \nabla] + \frac{h^4}{4!} \mathcal{L}_4[g, \nabla] \\ &+ \frac{h^6}{6!} \mathcal{L}_6[g, \nabla] + \dots \end{aligned} \quad (13)$$

Now, taking the variations and then setting $J = 0$, we have

$$\langle h^{2n} \rangle = -i \frac{\int \mathcal{D}[h] h^{2n} e^{i\sqrt{-g}\mathcal{L}[g, \nabla, h]}}{\int \mathcal{D}[h] e^{i\sqrt{-g}\mathcal{L}[g, \nabla, h]}}. \quad (14)$$

A Taylor expansion of the exponentials then leads to the outcome

$$\langle h^{2n} \rangle = \frac{1}{(2n)!} \frac{\int \mathcal{D}[h] h^{2n} (h^{2n} \mathcal{L}_{2n}[g, \nabla]) e^{i\frac{h^2}{2} \mathcal{L}_2[g, \nabla]}}{\int \mathcal{D}[h] e^{i\frac{h^2}{2} \mathcal{L}_2[g, \nabla]}} + \dots, \quad (15)$$

with the ellipsis indicating contributions that are not 1PI [30].

To proceed, one contracts together the pair of monomials (each of order $2n$) within the upper integral of Eq. (15). This can be done in $(2n)!$ different ways, [31] with this number canceling the graviton symmetrization factor in the denominator. After the standard process of amputating the external lines, the result of the contraction is simply $\mathcal{L}_{2n}(g, \nabla)$. Equations (2)–(9) are these quantities in momentum space.

An important feature of these multipoint functions is how they depend on the scattering angles of the gravitons. As evident from the above expressions, the two-point function has no angular dependence (an outcome that follows from momentum conservation), whereas the higher-point functions do depend on the angles, with distinct signatures for the Einstein and Gauss-Bonnet corrected parts.

This distinction between the Einstein and Gauss-Bonnet angular dependence can be attributed to the two extra derivatives available in the Gauss-Bonnet part of the Lagrangian. The point is that both Einstein and Gauss-Bonnet gravity have a two-derivative (linearized) field equation, but only Einstein gravity is truly a two-derivative theory. This is what restricts and simplifies the higher-point functions of Einstein gravity [32,33]. On the other hand, the four- and higher-point functions of any Lovelock theory will generally be sensitive to the additional derivatives and, therefore, not subject to the same degree of constraint. Still, one can constrain any Lovelock theory to some degree by limiting the order of ϵ , just like we are doing here.

A. The gauge-theory perspective

We are interested in the stress-tensor multipoint correlation functions for the boundary gauge theory [12]. The gauge-gravity duality implies that the stress-tensor correlation functions are related to the connected graviton n -point functions. To make the connection explicit, an appropriate process of holographic renormalization has to be applied. This process is straightforward in our case because, in the high-momentum regime, the connected and 1PI graviton amplitudes agree. This will be shown explicitly for several cases, after which a general argument will be provided.

To put this on a more formal level, we need to apply the standard rules of holographic renormalization [34–36] to the bulk multipoint functions. This is essentially a three-step procedure: The first step (which has already been carried out) is to extrapolate the bulk quantity to the boundary [37]. The second step is to multiply the extrapolated functions by a factor Ω^q , where Ω is an appropriate conformal factor and the power q is determined by the conformal dimension of the operators whose correlation function is being calculated. The third step is to subtract off any divergences by using suitable boundary counterterms (these essentially compensate for contributions from the background geometry). One then only retains the part that survives in the $r \rightarrow \infty$ limit.

Let us elaborate on the second step. The conformal factor can be deduced from the asymptotic form of the AdS metric [see below Eq. (7)]. From this, the appropriate conformal factor can now be identified as $\Omega = r/L$, and one then multiplies by Ω^q such that $q = \Delta - 3$. Here, each operator of (mass) conformal dimension Δ_i contributes this

amount to $\Delta = \sum_i \Delta_i$, while the subtraction of 3 is meant to “strip off” the metric determinant. The operators in our case are the gravitons for which $\Delta_h = 2$ (this can be deduced from the boundary behavior of the metric) and the derivatives for which $\Delta_\nabla = 1$.

Following the described procedure, we find that all powers of r and L are stripped away from our previous expressions. For instance,

$$\langle h_2^6 \rangle_{E, \text{REN}} = \lim_{r \rightarrow \infty} \Omega^{6 \cdot 2 + 2 \cdot 3} \langle h_2^6 \rangle_E = \left(\frac{r}{L}\right)^{11} \frac{75}{8} \left(\frac{L}{r}\right)^{11} s = \frac{75}{8} s \quad (16)$$

and similarly for the others.

What is left is a quantity that is finite and well defined at the boundary. Hence, the first and third steps turn out to be of no direct consequence in the specific case that we consider. Subleading contributions to the metric could be important in principle but, in our case, only show up in terms that are asymptotically vanishing.

One might still wonder about hidden implications from the third step, as the subtraction process is the only subtle element of the bulk-boundary dictionary. However, there are none in the high-momentum regime. To understand why, recall that the subtraction is tantamount to a process of matching and stripping off the (divergent) bulk and boundary conformal factors and then eliminating contributions from the AdS background geometry. That this is the underlying premise is made clear in some of the precursory works to holographic renormalization [3,38–40]. And such a process would not have any bearing on our basic forms because the metric components g'' and g^{zz} are dispersed democratically in all our amplitudes and exhibit the same radial dependence at the boundary. Alternatively, from the counterterm perspective, we will see later that contributions from these have no opportunity to enter into the formal calculations of the graviton amplitudes. All of this simplicity hinges heavily upon the high-momentum regime being in effect.

IV. A REMINDER ON COMBINATORICS OF FEYNMAN DIAGRAMS

We include this discussion for completeness. The reader who is well versed in Feynman diagrams is advised to skip ahead to Eq. (22).

Let us start by considering a generic n -point function for a general theory. Working out the Feynman combinatorics amounts to (i) collecting the various terms that contribute to a Gaussian integral of the schematic form

$$\int d\zeta \zeta^n e^{-\frac{1}{2}\zeta^2 + \frac{a}{3!}\zeta^3 + \frac{b}{4!}\zeta^4 + \frac{c}{5!}\zeta^5 + \frac{d}{6!}\zeta^6 + \dots} \quad (17)$$

and then (ii) enumerating the different ways of pairing up the ζ 's.

The monomial ζ^n represents the external legs and the exponent is an expansion of the Lagrangian in powers of ζ . The expansion coefficients a, b, c, \dots are theory-dependent numbers that play no role in the combinatoric part of the analysis. The symmetrization factors are, however, important.

Expanding out the exponent, we have

$$e^{-\frac{1}{2}\zeta^2} \zeta^n \left[1 + \frac{a}{3!} \zeta^3 + \frac{1}{2!} \frac{a^2}{(3!)^2} \zeta^3 \zeta^3 + \dots \right] \times \left[1 + \frac{b}{4!} \zeta^4 + \frac{1}{2!} \frac{b^2}{(4!)^2} \zeta^4 \zeta^4 + \dots \right] \times \dots, \quad (18)$$

with the once-exponentiated monomials now representing interaction vertices. A term in this expansion makes a contribution to a full n -point function $\langle \zeta^n \rangle_{\text{Full}}$ whenever it contains an even number of ζ 's, and the weight of this contribution is determined by counting the number of distinct ways of contracting the available ζ 's in pairs. In short, one is counting the associated number of Feynman diagrams.

Connected and 1PI functions are more constrained than the full functions. A connected function $\langle \zeta^n \rangle_{\text{Con}}$ requires that two ζ 's from the same monomial cannot be contracted together, whereas a 1PI function $\langle \zeta^n \rangle_{\text{1PI}}$ (or a connected function with no internal lines) further requires that any ζ from a once-exponentiated monomial can only be contracted with a ζ from the external monomial ζ^n .

Since we are working at tree level, even more constraints apply to the connected functions. First consider an arbitrary term in the expansion, which is a product of $m + 1$ monomials,

$$\mathcal{O}_{n+\sum_{i=1}^m j_i} = \zeta^n \frac{\zeta^{j_1}}{j_1!} \frac{\zeta^{j_2}}{j_2!} \dots \frac{\zeta^{j_m}}{j_m!}. \quad (19)$$

One can use the ‘‘conservation of ends,’’ $2I + E = V$ [29], to calculate the number of internal lines I , given the knowledge of the number of external lines E and the total number of lines ending on a vertex V . Here, $E = n$ and

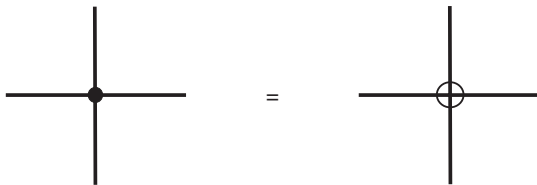


FIG. 1. Four-point function. The connected function on the left is equal to the 1PI function on the right.

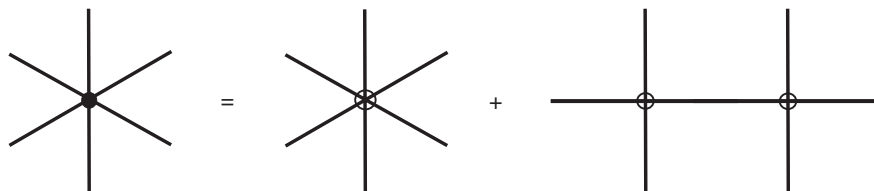


FIG. 2. Six-point function. The connected function has a 1PI part and a reducible part.

$V = \sum_{i=1}^m j_i$. Some simple considerations then lead to the number of loops going as $L = I + 1 - m$ [29]. Putting this all together, one finds

$$L = \frac{1}{2} \left[\sum_{i=1}^m j_i - 2(m-1) - n \right] = \frac{1}{2} \left[(m_3 + 2m_4 + 3m_5 + 4m_6 + \dots) - (n-2) \right], \quad (20)$$

where m_i counts the number of occurrences of ζ^i . The tree-level constraint means restricting to $L = 0$.

Let us apply this general methodology to the current scenario, starting with the graviton four-point function in the high-momentum region. Since the three-point function is identically vanishing, the only tree-level contribution in this kinematic region comes from $m_4 = 1$ and $m_i = 0$ otherwise. Then $n = V = 4$ and so $I = \frac{1}{2}(4 - 4) = 0$, which identifies this as a 1PI function. Hence, it follows that

$$\langle hhhh \rangle_{\text{Con}} = \langle hhhh \rangle_{\text{1PI}}, \quad (21)$$

must be trivially true. This is depicted in Fig. 1.

The first nontrivial case is the six-point function. The tree-level possibilities are either $m_6 = 1$ or $m_4 = 2$ and, otherwise, $m_i = 0$. The former is the 1PI six-point diagram and the latter represents the convolution of a pair of four-point functions, making it a 1PR contribution to the connected function. These identifications lead us to

$$\langle hhhhhh \rangle_{\text{Con}} = \langle hhhhhh \rangle_{\text{1PI}} + c_6 \left[\frac{\langle hhhh \rangle_{\text{Con}} \langle hhhh \rangle_{\text{Con}}}{\langle hh \rangle} \right], \quad (22)$$

as shown in Fig. 2. Here, the $\langle hh \rangle$ in the denominator represents an inverse propagator which ‘‘compensates’’ for the propagator from the internal line and c_6 is a numerical coefficient that measures the relative weight of the 1PR contribution. The next step is to determine c_6 .

Applying the previously discussed rules, we find that $c_6 = 10$. The 1PI case requires contracting $\zeta^6 \zeta^6 / 6!$ with no pairs from the same monomial. This can be done in $6!$ ways, leading to $6!/6! = 1$. Meanwhile, the 1PR case entails the contraction of $\zeta^6 \zeta^4 \zeta^4 / 2!(4!)^2$. Drawing a single ζ out of each of the ζ^4 's can be done in 4^2 ways. The drawn pair is contracted. Then the remainder $\zeta^3 \zeta^6 \zeta^3 / 2!(3!)^2$, when subjected to the discussed rules, amounts to $\zeta^6 \zeta^6 / 2!(3!)^2$ and so $6!/2!(3!)^2 = 10$ follows.

If we were evaluating the Feynman diagrams for a theory of interacting scalars, this would be the end of the calculation. However, our actual interest is the Witten diagrams [3] for a theory of spin-2 gravitons, and so things are more involved.

The full calculation necessitates two additional steps. In the first, or ‘‘Step 1,’’ we momentarily ignore all tensor indices and use holographic techniques to convolve a pair of four-point functions into an explicit six-point form. ‘‘Step 2’’ then accounts for the previously neglected tensor structure. We will discuss each of these in turn, beginning with the case of pure Einstein gravity and then the leading-order Gauss-Bonnet correction in the sequel.

V. THE 1PR SIX-POINT FUNCTION

A. For Einstein gravity

1. Step 1

Let us start here with the position-space representation of the connected or, equivalently, 1PI four-point function. This function is depicted on the right-hand side of Fig. 3. When integrated, this leads to the amplitude

$$\begin{aligned} \langle 4 \rangle_{1\text{PI}} &= \lim_{r \rightarrow \infty} \int dr \int d^4x \sqrt{-g(r, \mathbf{x})} h(r, \mathbf{x}) h(r, \mathbf{x}) \\ &\quad \times \nabla_e h(r, \mathbf{x}) \nabla^e h(r, \mathbf{x}), \end{aligned} \quad (23)$$

where all tensor structure has been suppressed (as this will be accounted for in Step 2) and the holographic limit of $r \rightarrow \infty$ has been imposed. We also suppress labeling

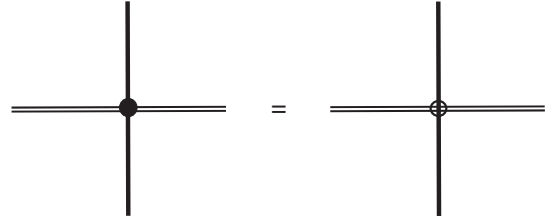


FIG. 3. Connected four-point function with two derivatives. The connected function is equal to the 1PI function. The differentiated gravitons are depicted as a double line and the undifferentiated gravitons, as a single line.

indices on the gravitons, with the understanding that all gravitons in a 1PI function and all external gravitons in a 1PR function are symmetrized. Take notice of the two derivatives. This number is fixed for Einstein gravity in the high-momentum regime.

The current objective is to convolve a pair of these four-point functions and then see what it takes to manipulate this into an explicit six-point form. Now consider that each four-point function must ‘‘donate’’ precisely one internal graviton; otherwise, the six-point function would not be connected. Since each four-point function carries two derivatives, there are three distinct cases: (i) the two internal gravitons are both differentiated, (ii) both undifferentiated or (iii) ‘‘mixed’’ (one is differentiated and one is not). The six-point function and the different cases are shown in Fig. 4.

Starting with the first of the three cases, we have

$$\begin{aligned} \langle 6 \rangle^{(i)} &= \lim_{r, \tilde{r} \rightarrow \infty} \int dr \int d^4x \int d\tilde{r} \int d^4\tilde{x} \sqrt{-g(r, \mathbf{x})} \sqrt{-g(\tilde{r}, \tilde{\mathbf{x}})} h(r, \mathbf{x}) h(r, \mathbf{x}) \nabla_e h(r, \mathbf{x}) \\ &\quad \times \langle \nabla^e h(r, \mathbf{x}) \tilde{\nabla}^f h(\tilde{r}, \tilde{\mathbf{x}}) \rangle \tilde{\nabla}_f h(\tilde{r}, \tilde{\mathbf{x}}) h(\tilde{r}, \tilde{\mathbf{x}}) h(\tilde{r}, \tilde{\mathbf{x}}), \end{aligned} \quad (24)$$

where the expectation value is used to represent the pair of internal gravitons and a superscript is included on the left-hand side to distinguish between the three cases.

For the purpose of recasting this into a six-point form, we first apply integration by parts to obtain

$$\begin{aligned} \langle 6 \rangle^{(i)} &= - \lim_{r, \tilde{r} \rightarrow \infty} \int dr \int d^4x \int d\tilde{r} \int d^4\tilde{x} \sqrt{-g(r, \mathbf{x})} \sqrt{-g(\tilde{r}, \tilde{\mathbf{x}})} h(r, \mathbf{x}) h(r, \mathbf{x}) \nabla_e h(r, \mathbf{x}) \\ &\quad \times \langle \nabla^e h(r, \mathbf{x}) h(\tilde{r}, \tilde{\mathbf{x}}) \rangle \tilde{\nabla}^f [\tilde{\nabla}_f h(\tilde{r}, \tilde{\mathbf{x}}) h(\tilde{r}, \tilde{\mathbf{x}}) h(\tilde{r}, \tilde{\mathbf{x}})] \end{aligned} \quad (25)$$

or, using the linearized field equation $\nabla_a \nabla^a h(r, \mathbf{x}) = 0$ [41] along with the product rule,

$$\begin{aligned} \langle 6 \rangle^{(i)} &= -2 \lim_{r, \tilde{r} \rightarrow \infty} \int dr \int d^4x \int d\tilde{r} \int d^4\tilde{x} \sqrt{-g(r, \mathbf{x})} \sqrt{-g(\tilde{r}, \tilde{\mathbf{x}})} h(r, \mathbf{x}) h(r, \mathbf{x}) \nabla_e h(r, \mathbf{x}) \\ &\quad \times \langle \nabla^e h(r, \mathbf{x}) h(\tilde{r}, \tilde{\mathbf{x}}) \rangle \tilde{\nabla}_f h(\tilde{r}, \tilde{\mathbf{x}}) \tilde{\nabla}^f h(\tilde{r}, \tilde{\mathbf{x}}) h(\tilde{r}, \tilde{\mathbf{x}}). \end{aligned} \quad (26)$$

Next, we interchange the gravitons (because they are symmetric), use the inverse of the product rule to write

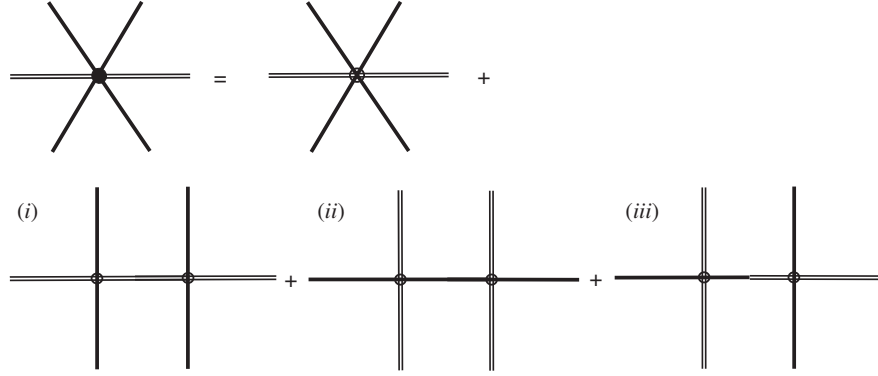


FIG. 4. Six-point function. Single lines denote undifferentiated gravitons and double lines, differentiated gravitons. The three diagrams (i), (ii), (iii) differ in the way that the internal gravitons are contracted.

$$\begin{aligned} \langle 6 \rangle^{(i)} = & -\frac{2}{3} \lim_{r, \tilde{r} \rightarrow \infty} \int dr \int d^4x \int d\tilde{r} \int d^4\tilde{x} \sqrt{-g(r, \mathbf{x})} \sqrt{-g(\tilde{r}, \tilde{\mathbf{x}})} \nabla_e [h(r, \mathbf{x}) h(r, \mathbf{x}) h(r, \mathbf{x})] \\ & \times \langle \nabla^e h(r, \mathbf{x}) h(\tilde{r}, \tilde{\mathbf{x}}) \rangle \tilde{\nabla}_f h(\tilde{r}, \tilde{\mathbf{x}}) \tilde{\nabla}^f h(\tilde{r}, \tilde{\mathbf{x}}) h(\tilde{r}, \tilde{\mathbf{x}}) \end{aligned} \quad (27)$$

and then integrate by parts a second time, giving

$$\begin{aligned} \langle 6 \rangle^{(i)} = & \frac{2}{3} \lim_{r, \tilde{r} \rightarrow \infty} \int dr \int d^4x \int d\tilde{r} \int d^4\tilde{x} \sqrt{-g(r, \mathbf{x})} \sqrt{-g(\tilde{r}, \tilde{\mathbf{x}})} h(r, \mathbf{x}) h(r, \mathbf{x}) h(r, \mathbf{x}) \\ & \times \nabla_e \nabla^e \langle h(r, \mathbf{x}) h(\tilde{r}, \tilde{\mathbf{x}}) \rangle \tilde{\nabla}_f h(\tilde{r}, \tilde{\mathbf{x}}) \tilde{\nabla}^f h(\tilde{r}, \tilde{\mathbf{x}}) h(\tilde{r}, \tilde{\mathbf{x}}). \end{aligned} \quad (28)$$

Finally, we apply the Green's function form of the field equation [42],

$$\nabla_a \nabla^a \langle h(r, \mathbf{x}) h(\tilde{r}, \tilde{\mathbf{x}}) \rangle = \frac{1}{\sqrt{-g(r, \mathbf{x})}} \delta^{(4)}(\mathbf{x} - \tilde{\mathbf{x}}) \delta(r - \tilde{r}) = \frac{1}{\sqrt{-g(\tilde{r}, \tilde{\mathbf{x}})}} \delta^{(4)}(\mathbf{x} - \tilde{\mathbf{x}}) \delta(r - \tilde{r}), \quad (29)$$

to arrive at

$$\langle 6 \rangle^{(i)} = \frac{2}{3} \lim_{r, \tilde{r} \rightarrow \infty} \int dr \int d^4x \int d\tilde{r} \int d^4\tilde{x} \sqrt{-g(r, \mathbf{x})} h(r, \mathbf{x}) h(r, \mathbf{x}) h(r, \mathbf{x}) \delta^{(4)}(\mathbf{x} - \tilde{\mathbf{x}}) \delta(r - \tilde{r}) \tilde{\nabla}_f h(\tilde{r}, \tilde{\mathbf{x}}) \tilde{\nabla}^f h(\tilde{r}, \tilde{\mathbf{x}}) h(\tilde{r}, \tilde{\mathbf{x}}) \quad (30)$$

or, after integrating over the $(\tilde{r}, \tilde{\mathbf{x}})$ coordinates,

$$\langle 6 \rangle^{(i)} = \frac{2}{3} \lim_{r \rightarrow \infty} \int dr \int d^4x \sqrt{-g(r, \mathbf{x})} h(r, \mathbf{x}) h(r, \mathbf{x}) h(r, \mathbf{x}) \nabla_f h(r, \mathbf{x}) \nabla^f h(r, \mathbf{x}). \quad (31)$$

This final result is the desired six-point function, containing the correct number of both derivatives and gravitons. Importantly, the process picked up a numerical factor of $+2/3$.

It is straightforward to apply the same basic procedure to the other two cases. Let us now suppose that both internal gravitons are undifferentiated as in the diagram marked (ii) in Fig. 4. We begin here with

$$\begin{aligned} \langle 6 \rangle^{(ii)} = & \lim_{r, \tilde{r} \rightarrow \infty} \int dr \int d^4x \int d\tilde{r} \int d^4\tilde{x} \sqrt{-g(r, \mathbf{x})} \sqrt{-g(\tilde{r}, \tilde{\mathbf{x}})} \nabla^e h(r, \mathbf{x}) \nabla_e h(r, \mathbf{x}) h(r, \mathbf{x}) \\ & \times \langle h(r, \mathbf{x}) h(\tilde{r}, \tilde{\mathbf{x}}) \rangle \tilde{\nabla}_f h(\tilde{r}, \tilde{\mathbf{x}}) \tilde{\nabla}^f h(\tilde{r}, \tilde{\mathbf{x}}) h(\tilde{r}, \tilde{\mathbf{x}}), \end{aligned} \quad (32)$$

then apply the inverse of the product rule

$$\begin{aligned} \langle 6 \rangle^{(ii)} = & \frac{1}{2} \lim_{r, \tilde{r} \rightarrow \infty} \int dr \int d^4x \int d\tilde{r} \int d^4\tilde{x} \sqrt{-g(r, \mathbf{x})} \sqrt{-g(\tilde{r}, \tilde{\mathbf{x}})} \nabla_e h(r, \mathbf{x}) \nabla^e [h(r, \mathbf{x}) h(r, \mathbf{x})] \\ & \times \langle h(r, \mathbf{x}) h(\tilde{r}, \tilde{\mathbf{x}}) \rangle \tilde{\nabla}_f h(\tilde{r}, \tilde{\mathbf{x}}) \tilde{\nabla}^f h(\tilde{r}, \tilde{\mathbf{x}}) h(\tilde{r}, \tilde{\mathbf{x}}), \end{aligned} \quad (33)$$

integrate by parts

$$\begin{aligned} \langle 6 \rangle^{(ii)} &= -\frac{1}{2} \lim_{r, \tilde{r} \rightarrow \infty} \int dr \int d^4x \int d\tilde{r} \int d^4\tilde{x} \sqrt{-g(r, \mathbf{x})} \sqrt{-g(\tilde{r}, \tilde{\mathbf{x}})} \nabla_e h(r, \mathbf{x}) h(r, \mathbf{x}) h(r, \mathbf{x}) \\ &\quad \times \nabla^e \langle h(r, \mathbf{x}) h(\tilde{r}, \tilde{\mathbf{x}}) \rangle \tilde{\nabla}_f h(\tilde{r}, \tilde{\mathbf{x}}) \tilde{\nabla}^f h(\tilde{r}, \tilde{\mathbf{x}}) h(\tilde{r}, \tilde{\mathbf{x}}), \end{aligned} \quad (34)$$

reapply the inverse of the product rule

$$\begin{aligned} \langle 6 \rangle^{(ii)} &= -\frac{1}{6} \lim_{r, \tilde{r} \rightarrow \infty} \int dr \int d^4x \int d\tilde{r} \int d^4\tilde{x} \sqrt{-g(r, \mathbf{x})} \sqrt{-g(\tilde{r}, \tilde{\mathbf{x}})} \nabla_e [h(r, \mathbf{x}) h(r, \mathbf{x}) h(r, \mathbf{x})] \\ &\quad \times \nabla^e \langle h(r, \mathbf{x}) h(\tilde{r}, \tilde{\mathbf{x}}) \rangle \tilde{\nabla}_f h(\tilde{r}, \tilde{\mathbf{x}}) \tilde{\nabla}^f h(\tilde{r}, \tilde{\mathbf{x}}) h(\tilde{r}, \tilde{\mathbf{x}}), \end{aligned} \quad (35)$$

again integrate by parts

$$\begin{aligned} \langle 6 \rangle^{(ii)} &= \frac{1}{6} \lim_{r, \tilde{r} \rightarrow \infty} \int dr \int d^4x \int d\tilde{r} \int d^4\tilde{x} \sqrt{-g(r, \mathbf{x})} \sqrt{-g(\tilde{r}, \tilde{\mathbf{x}})} h(r, \mathbf{x}) h(r, \mathbf{x}) h(r, \mathbf{x}) \nabla_e \nabla^e \langle h(r, \mathbf{x}) h(\tilde{r}, \tilde{\mathbf{x}}) \rangle \\ &\quad \times \tilde{\nabla}_f h(\tilde{r}, \tilde{\mathbf{x}}) \tilde{\nabla}^f h(\tilde{r}, \tilde{\mathbf{x}}) h(\tilde{r}, \tilde{\mathbf{x}}), \end{aligned} \quad (36)$$

call upon Eq. (29)

$$\langle 6 \rangle^{(ii)} = \frac{1}{6} \lim_{r, \tilde{r} \rightarrow \infty} \int dr \int d^4x \int d\tilde{r} \int d^4\tilde{x} \sqrt{-g(r, \mathbf{x})} h(r, \mathbf{x}) h(r, \mathbf{x}) h(r, \mathbf{x}) \delta^{(4)}(\mathbf{x} - \tilde{\mathbf{x}}) \delta(r - \tilde{r}) \tilde{\nabla}_f h(\tilde{r}, \tilde{\mathbf{x}}) \tilde{\nabla}^f h(\tilde{r}, \tilde{\mathbf{x}}) h(\tilde{r}, \tilde{\mathbf{x}}), \quad (37)$$

and integrate over the $(\tilde{r}, \tilde{\mathbf{x}})$ coordinates to obtain

$$\langle 6 \rangle^{(ii)} = \frac{1}{6} \lim_{r \rightarrow \infty} \int dr \int d^4x \sqrt{-g(r, \mathbf{x})} h(r, \mathbf{x}) h(r, \mathbf{x}) h(r, \mathbf{x}) \nabla_f h(r, \mathbf{x}) \nabla^f h(r, \mathbf{x}). \quad (38)$$

This case comes with a numerical factor of $+1/6$.

This leaves the mixed case (one internal with a derivative and one without) that is depicted in diagram (iii) in Fig. 4. So we now consider

$$\begin{aligned} \langle 6 \rangle^{(iii)} &= \lim_{r, \tilde{r} \rightarrow \infty} \int dr \int d^4x \int d\tilde{r} \int d^4\tilde{x} \sqrt{-g(r, \mathbf{x})} \sqrt{-g(\tilde{r}, \tilde{\mathbf{x}})} h(r, \mathbf{x}) h(r, \mathbf{x}) \nabla_e h(r, \mathbf{x}) \\ &\quad \times \langle \nabla^e h(r, \mathbf{x}) h(\tilde{r}, \tilde{\mathbf{x}}) \rangle \tilde{\nabla}_f h(\tilde{r}, \tilde{\mathbf{x}}) \tilde{\nabla}^f h(\tilde{r}, \tilde{\mathbf{x}}) h(\tilde{r}, \tilde{\mathbf{x}}), \end{aligned} \quad (39)$$

then apply the inverse of the product rule

$$\begin{aligned} \langle 6 \rangle^{(iii)} &= \frac{1}{3} \lim_{r, \tilde{r} \rightarrow \infty} \int dr \int d^4x \int d\tilde{r} \int d^4\tilde{x} \sqrt{-g(r, \mathbf{x})} \sqrt{-g(\tilde{r}, \tilde{\mathbf{x}})} \nabla_e [h(r, \mathbf{x}) h(r, \mathbf{x}) h(r, \mathbf{x})] \\ &\quad \times \nabla^e \langle h(r, \mathbf{x}) h(\tilde{r}, \tilde{\mathbf{x}}) \rangle \tilde{\nabla}_f h(\tilde{r}, \tilde{\mathbf{x}}) \tilde{\nabla}^f h(\tilde{r}, \tilde{\mathbf{x}}) h(\tilde{r}, \tilde{\mathbf{x}}), \end{aligned} \quad (40)$$

integrate by parts

$$\begin{aligned} \langle 6 \rangle^{(iii)} &= -\frac{1}{3} \lim_{r, \tilde{r} \rightarrow \infty} \int dr \int d^4x \int d\tilde{r} \int d^4\tilde{x} \sqrt{-g(r, \mathbf{x})} \sqrt{-g(\tilde{r}, \tilde{\mathbf{x}})} h(r, \mathbf{x}) h(r, \mathbf{x}) h(r, \mathbf{x}) \nabla_e \nabla^e \langle h(r, \mathbf{x}) h(\tilde{r}, \tilde{\mathbf{x}}) \rangle \\ &\quad \times \tilde{\nabla}_f h(\tilde{r}, \tilde{\mathbf{x}}) \tilde{\nabla}^f h(\tilde{r}, \tilde{\mathbf{x}}) h(\tilde{r}, \tilde{\mathbf{x}}), \end{aligned} \quad (41)$$

employ Eq. (29)

$$\langle 6 \rangle^{(iii)} = -\frac{1}{3} \lim_{r, \tilde{r} \rightarrow \infty} \int dr \int d^4x \int d\tilde{r} \int d^4\tilde{x} \sqrt{-g(r, \mathbf{x})} h(r, \mathbf{x}) h(r, \mathbf{x}) h(r, \mathbf{x}) \delta^{(4)}(\mathbf{x} - \tilde{\mathbf{x}}) \delta(r - \tilde{r}) \tilde{\nabla}_f h(\tilde{r}, \tilde{\mathbf{x}}) \tilde{\nabla}^f h(\tilde{r}, \tilde{\mathbf{x}}) h(\tilde{r}, \tilde{\mathbf{x}}), \quad (42)$$

and then end by integrating

$$\langle 6 \rangle^{(iii)} = -\frac{1}{3} \lim_{r \rightarrow \infty} \int dr \int d^4x \sqrt{-g(r, \mathbf{x})} h(r, \mathbf{x}) h(r, \mathbf{x}) h(r, \mathbf{x}) \nabla_f h(r, \mathbf{x}) \nabla^f h(r, \mathbf{x}). \quad (43)$$

In this case, the numerical factor is $-1/3$.

2. Step 2

The next step is to determine the numerical factor that comes from the tensor structure. Let us first observe that a four-point function with two derivatives has the following form (up to additional irrelevant numerical factors and the metric determinant):

$$\langle 4 \rangle_{\text{IPI}} = \mathcal{X}^{abcd} \nabla_e h_{ad} \nabla^e h_{bc} \mathcal{Y}^{pqrs} h_{ps} h_{qr}, \quad (44)$$

where

$$\mathcal{Y}^{abcd} \equiv \frac{1}{2} [g^{ac} g^{bd} + g^{ab} g^{cd}], \quad (45)$$

$$\mathcal{X}^{abcd} \equiv \frac{1}{2} [g^{ac} g^{bd} - g^{ad} g^{bc}]. \quad (46)$$

This structure follows from the fact that the gravitons are contracted in pairs. Undifferentiated gravitons originate from the expansion of the metric determinant or a contravariant metric as symmetric contractions, whereas differentiated gravitons originate from the expansion of the Riemann tensor as antisymmetric contractions. The transverse/traceless gauge is also relevant to the stated form.

Other than determining the placement of the tensors \mathcal{X} and \mathcal{Y} , the derivatives play no role in this discussion, so we can subsequently ignore their presence (or, equivalently, work in momentum space).

Like before, there is an important distinction between the choice of contracted gravitons, and we again start with the case that both of these are differentiated. Then the convolution of two four-points can be expressed as

$$\langle 6 \rangle^{(i)} = \mathcal{Y}^{ijkl} h_{il} h_{jk} \mathcal{X}^{abcd} h_{ad} \langle h_{bc} h_{ps} \rangle h_{qr} \mathcal{X}^{pqrs} h_{tw} h_{uv} \mathcal{Y}^{tuvw}. \quad (47)$$

We next make use of the well-known tensor structure of the graviton propagator in momentum space [43,44],

$$\begin{aligned} \langle 6 \rangle^{(ii)} &= \mathcal{X}^{ijkl} h_{il} h_{jk} [\mathcal{Y}^{abcd} h_{ad} \mathcal{G}_{bcps} h_{qr} \mathcal{Y}^{pqrs}] h_{tw} h_{uv} \mathcal{X}^{tuvw} = \frac{1}{2} \mathcal{X}^{ijkl} h_{il} h_{jk} [h_{ad} (\delta^a_s \delta^d_p + \delta^a_p \delta^d_s) h_{qr} \mathcal{Y}^{pqrs}] h_{tw} h_{uv} \mathcal{X}^{tuvw} \\ &= \frac{1}{2} \mathcal{X}^{ijkl} h_{il} h_{jk} [h_{ad} (g^{aq} g^{dr} + g^{ar} g^{dq}) h_{qr}] h_{tw} h_{uv} \mathcal{X}^{tuvw} = 1 \cdot \mathcal{X}^{ijkl} h_{il} h_{jk} [h_{ab} h^{ab}] h_{tw} h_{uv} \mathcal{X}^{tuvw}. \end{aligned} \quad (51)$$

And, when the internal gravitons are ‘‘mixed,’’

$$\begin{aligned} \langle 6 \rangle^{(iii)} &= \mathcal{Y}^{ijkl} h_{il} h_{jk} [\mathcal{X}^{abcd} h_{ad} \mathcal{G}_{bcps} h_{qr} \mathcal{Y}^{pqrs}] h_{tw} h_{uv} \mathcal{X}^{tuvw} \\ &= \frac{1}{4} \mathcal{Y}^{ijkl} h_{il} h_{jk} [h_{ad} (\delta^a_s \delta^d_p + \delta^a_p \delta^d_s - 2g^{ad} g_{ps}) h_{qr} \mathcal{Y}^{pqrs}] h_{tw} h_{uv} \mathcal{X}^{tuvw} \\ &= \frac{1}{4} \mathcal{Y}^{ijkl} h_{il} h_{jk} [h_{ad} (g^{aq} g^{dr} + g^{ar} g^{dq} - 2g^{ad} g^{qr}) h_{qr}] h_{tw} h_{uv} \mathcal{X}^{tuvw} \\ &= \frac{1}{2} \mathcal{Y}^{ijkl} h_{il} h_{jk} [h_{ab} h^{ab}] h_{tw} h_{uv} \mathcal{X}^{tuvw}. \end{aligned} \quad (52)$$

Again take note of the numerical factors, respectively, 1 and 1/2.

$$\langle h_{ab} h_{cd} \rangle = \mathcal{G}_{abcd} \equiv \frac{1}{2} [g_{ac} g_{bd} + g_{ad} g_{bc} - g_{ab} g_{cd}]. \quad (48)$$

We have presented the flat-space form only for simplicity. The sole effect of the AdS curvature is to alter the coefficient of the ‘‘trace’’ (or third) term in \mathcal{G} . As can be verified, this term never contributes in any of the cases, so we will subsequently drop it. It is worth noting that boundary counterterms (as necessary for holographic renormalization; see Sec. III A) are nondynamical and would therefore similarly only alter the trace.

Hence, the above convolution becomes

$$\langle 6 \rangle^{(i)} = \mathcal{Y}^{ijkl} h_{il} h_{jk} [\mathcal{X}^{abcd} h_{ad} \mathcal{G}_{bcps} h_{qr} \mathcal{X}^{pqrs}] h_{tw} h_{uv} \mathcal{Y}^{tuvw}. \quad (49)$$

Some straightforward tensor algebra then yields

$$\begin{aligned} \langle 6 \rangle^{(i)} &= \frac{1}{4} \mathcal{Y}^{ijkl} h_{il} h_{jk} [h_{ad} (\delta^a_s \delta^d_p + \delta^a_p \delta^d_s \\ &\quad - 2g^{ad} g_{ps}) h_{qr} \mathcal{X}^{pqrs}] h_{tw} h_{uv} \mathcal{Y}^{tuvw} \\ &= \frac{1}{8} \mathcal{Y}^{ijkl} h_{il} h_{jk} [h_{ad} (g^{aq} g^{dr} + g^{ar} g^{dq} \\ &\quad + 2(d-2)g^{ad} g^{qr}) h_{qr}] h_{tw} h_{uv} \mathcal{Y}^{tuvw} \\ &= \frac{1}{4} \mathcal{Y}^{ijkl} h_{il} h_{jk} [h_{ab} h^{ab}] h_{tw} h_{uv} \mathcal{Y}^{tuvw}, \end{aligned} \quad (50)$$

where $h^a_a = 0$ has been used in the last line and d is meant as the dimensionality of the graviton sector.

Notice that only the initial partners of the internal modes are involved in this process, with the rest of the gravitons simply ‘‘along for the ride.’’ Also, the factor of 1/4 should be kept in mind.

The other two cases follow along similar lines. If the two internal gravitons are both undifferentiated, then

3. Putting it all together

Let us first recall the relative weight factor of $c_6 = 10$ that was obtained from Feynman combinatorics. One can see that half of this or a factor of 5 should be attributed to the mixed case, whereas a factor of $5/2$ should be assigned to either case with a matched pair.

We are finally in a position to determine the net relative weight of the 1PR contribution to the Einstein theory six-point function. The contribution of any one case is given by the product of its numerical factors for Steps 1 and 2 times the above combinatoric factor. The three outcomes are then summed together.

When the two internal gravitons are both differentiated,

$$\frac{2}{3} \times \frac{1}{4} \times \frac{5}{2} = \frac{5}{12},$$

both undifferentiated,

$$\frac{1}{6} \times 1 \times \frac{5}{2} = \frac{5}{12},$$

and when there is one of each,

$$-\frac{1}{3} \times \frac{1}{2} \times 5 = -\frac{5}{6},$$

for a total of $\frac{5}{12} + \frac{5}{12} - \frac{5}{6}$ or zero!

B. For Gauss-Bonnet gravity

1. Initial considerations

Let us now consider the leading-order Gauss-Bonnet correction to the preceding 1PR calculation. By insisting on the high-momentum regime and working to order ϵ , we

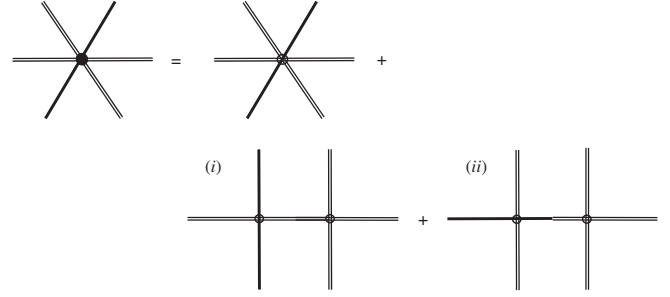


FIG. 5. Six-point function at order ϵ resulting from the GB term.

must have either $\langle hhhh \rangle_{\epsilon^0} \langle hh \rangle_{\epsilon^0}^{-1} \langle hhhh \rangle_{\epsilon^1}$ or $\langle hhhh \rangle_{\epsilon^1} \times \langle hh \rangle_{\epsilon^0}^{-1} \langle hhhh \rangle_{\epsilon^0}$. Hence, there will be six derivatives in total and, since the process of contraction reduces this by two, the end result is Gauss-Bonnet's s^2 signature. Otherwise, the general procedure closely follows the previous Einstein theory calculations.

2. Step 1

At order ϵ^1 , there are only two possible cases, as at least one internal graviton must be differentiated. These are depicted in diagrams (i) and (ii) in Fig. 5. Suppose that both internal gravitons are differentiated, then the starting point is

$$\begin{aligned} \langle 6 \rangle^{(i),\epsilon} &= \lim_{r, \tilde{r} \rightarrow \infty} \int dr \int d^4x \int d\tilde{r} \int d^4\tilde{x} \sqrt{-g(r, \mathbf{x})} \sqrt{-g(\tilde{r}, \tilde{\mathbf{x}})} \nabla_d h(r, \mathbf{x}) \nabla^d h(r, \mathbf{x}) \nabla_e h(r, \mathbf{x}) \\ &\quad \times \langle \nabla^e h(r, \mathbf{x}) \tilde{\nabla}^f h(\tilde{r}, \tilde{\mathbf{x}}) \rangle \tilde{\nabla}_f h(\tilde{r}, \tilde{\mathbf{x}}) h(\tilde{r}, \tilde{\mathbf{x}}) h(\tilde{r}, \tilde{\mathbf{x}}). \end{aligned} \quad (53)$$

Proceeding just like before, we first apply the inverse of the product rule

$$\begin{aligned} \langle 6 \rangle^{(i),\epsilon} &= \frac{1}{3} \lim_{r, \tilde{r} \rightarrow \infty} \int dr \int d^4x \int d\tilde{r} \int d^4\tilde{x} \sqrt{-g(r, \mathbf{x})} \sqrt{-g(\tilde{r}, \tilde{\mathbf{x}})} \nabla_e [\nabla_d h(r, \mathbf{x}) \nabla^d h(r, \mathbf{x}) h(r, \mathbf{x})] \\ &\quad \times \nabla^e \langle h(r, \mathbf{x}) \tilde{\nabla}^f h(\tilde{r}, \tilde{\mathbf{x}}) \rangle \tilde{\nabla}_f h(\tilde{r}, \tilde{\mathbf{x}}) h(\tilde{r}, \tilde{\mathbf{x}}) h(\tilde{r}, \tilde{\mathbf{x}}), \end{aligned} \quad (54)$$

integrate by parts

$$\begin{aligned} \langle 6 \rangle^{(i),\epsilon} &= -\frac{1}{3} \lim_{r, \tilde{r} \rightarrow \infty} \int dr \int d^4x \int d\tilde{r} \int d^4\tilde{x} \sqrt{-g(r, \mathbf{x})} \sqrt{-g(\tilde{r}, \tilde{\mathbf{x}})} h(r, \mathbf{x}) \nabla_d h(r, \mathbf{x}) \nabla^d h(r, \mathbf{x}) \nabla_e \nabla^e \langle h(r, \mathbf{x}) \\ &\quad \times \tilde{\nabla}^f h(\tilde{r}, \tilde{\mathbf{x}}) \rangle \tilde{\nabla}_f h(\tilde{r}, \tilde{\mathbf{x}}) h(\tilde{r}, \tilde{\mathbf{x}}) h(\tilde{r}, \tilde{\mathbf{x}}), \end{aligned} \quad (55)$$

reapply the inverse product rule

$$\begin{aligned} \langle 6 \rangle^{(i),\epsilon} &= \frac{1}{3} \lim_{r, \tilde{r} \rightarrow \infty} \int dr \int d^4x \int d\tilde{r} \int d^4\tilde{x} \sqrt{-g(r, \mathbf{x})} \sqrt{-g(\tilde{r}, \tilde{\mathbf{x}})} h(r, \mathbf{x}) \nabla_d h(r, \mathbf{x}) \\ &\quad \times \nabla^d h(r, \mathbf{x}) \nabla_e \nabla^e \langle h(r, \mathbf{x}) h(\tilde{r}, \tilde{\mathbf{x}}) \rangle \tilde{\nabla}^f [\tilde{\nabla}_f h(\tilde{r}, \tilde{\mathbf{x}}) h(\tilde{r}, \tilde{\mathbf{x}}) h(\tilde{r}, \tilde{\mathbf{x}})], \end{aligned} \quad (56)$$

again integrate by parts

$$\begin{aligned} \langle 6 \rangle^{(i),\epsilon} &= \frac{2}{3} \lim_{r, \tilde{r} \rightarrow \infty} \int dr \int d^4x \int d\tilde{r} \int d^4\tilde{x} \sqrt{-g(r, \mathbf{x})} \sqrt{-g(\tilde{r}, \tilde{\mathbf{x}})} h(r, \mathbf{x}) \nabla_d h(r, \mathbf{x}) \\ &\quad \times \nabla^d h(r, \mathbf{x}) \nabla_e \nabla^e \langle h(r, \mathbf{x}) h(\tilde{r}, \tilde{\mathbf{x}}) \rangle \tilde{\nabla}^f h(\tilde{r}, \tilde{\mathbf{x}}) \tilde{\nabla}_f h(\tilde{r}, \tilde{\mathbf{x}}) h(\tilde{r}, \tilde{\mathbf{x}}), \end{aligned} \quad (57)$$

incorporate the Green's function identity (29)

$$\langle 6 \rangle^{(i),\epsilon} = \frac{2}{3} \lim_{r, \tilde{r} \rightarrow \infty} \int dr \int d^4x \int d\tilde{r} \int d^4\tilde{x} \sqrt{-g(r, \mathbf{x})} h(r, \mathbf{x}) \nabla_d h(r, \mathbf{x}) \nabla^d h(r, \mathbf{x}) \delta^{(4)}(\mathbf{x} - \tilde{\mathbf{x}}) \delta(r - \tilde{r}) \tilde{\nabla}_f h(\tilde{r}, \tilde{\mathbf{x}}) \tilde{\nabla}^f h(\tilde{r}, \tilde{\mathbf{x}}) h(\tilde{r}, \tilde{\mathbf{x}}), \quad (58)$$

and finish by integrating over the $(\tilde{r}, \tilde{\mathbf{x}})$ coordinates

$$\langle 6 \rangle^{(i),\epsilon} = \frac{2}{3} \lim_{r \rightarrow \infty} \int dr \int d^4x \sqrt{-g(r, \mathbf{x})} h(r, \mathbf{x}) \nabla_d h(r, \mathbf{x}) \nabla^d h(r, \mathbf{x}) h(r, \mathbf{x}) \nabla_f h(r, \mathbf{x}) \nabla^f h(r, \mathbf{x}), \quad (59)$$

which is the expected s^2 form. As usual, take note of the factor $+2/3$.

Suppose now that only one internal graviton is differentiated, then

$$\begin{aligned} \langle 6 \rangle^{(ii),\epsilon} &= \lim_{r, \tilde{r} \rightarrow \infty} \int dr \int d^4x \int d\tilde{r} \int d^4\tilde{x} \sqrt{-g(r, \mathbf{x})} \sqrt{-g(\tilde{r}, \tilde{\mathbf{x}})} \nabla_d h(r, \mathbf{x}) \nabla^d h(r, \mathbf{x}) \nabla_e h(r, \mathbf{x}) \\ &\quad \times \langle \nabla^e h(r, \mathbf{x}) h(\tilde{r}, \tilde{\mathbf{x}}) \rangle h(\tilde{r}, \tilde{\mathbf{x}}) \tilde{\nabla}^f h(\tilde{r}, \tilde{\mathbf{x}}) \tilde{\nabla}_f h(\tilde{r}, \tilde{\mathbf{x}}). \end{aligned} \quad (60)$$

Applying the inverse product rule

$$\begin{aligned} \langle 6 \rangle^{(ii),\epsilon} &= \frac{1}{3} \lim_{r, \tilde{r} \rightarrow \infty} \int dr \int d^4x \int d\tilde{r} \int d^4\tilde{x} \sqrt{-g(r, \mathbf{x})} \sqrt{-g(\tilde{r}, \tilde{\mathbf{x}})} \nabla_e [\nabla_d h(r, \mathbf{x}) \nabla^d h(r, \mathbf{x}) h(r, \mathbf{x})] \\ &\quad \times \nabla^e \langle h(r, \mathbf{x}) h(\tilde{r}, \tilde{\mathbf{x}}) \rangle h(\tilde{r}, \tilde{\mathbf{x}}) \tilde{\nabla}^f h(\tilde{r}, \tilde{\mathbf{x}}) \tilde{\nabla}_f h(\tilde{r}, \tilde{\mathbf{x}}), \end{aligned} \quad (61)$$

integrating by parts

$$\begin{aligned} \langle 6 \rangle^{(ii),\epsilon} &= -\frac{1}{3} \lim_{r, \tilde{r} \rightarrow \infty} \int dr \int d^4x \int d\tilde{r} \int d^4\tilde{x} \sqrt{-g(r, \mathbf{x})} \sqrt{-g(\tilde{r}, \tilde{\mathbf{x}})} \nabla_d h(r, \mathbf{x}) \nabla^d h(r, \mathbf{x}) h(r, \mathbf{x}) \nabla_e \nabla^e \langle h(r, \mathbf{x}) h(\tilde{r}, \tilde{\mathbf{x}}) \rangle h(\tilde{r}, \tilde{\mathbf{x}}) \\ &\quad \times \tilde{\nabla}^f h(\tilde{r}, \tilde{\mathbf{x}}) \tilde{\nabla}_f h(\tilde{r}, \tilde{\mathbf{x}}), \end{aligned} \quad (62)$$

utilizing Eq. (29)

$$\begin{aligned} \langle 6 \rangle^{(ii),\epsilon} &= -\frac{1}{3} \lim_{r, \tilde{r} \rightarrow \infty} \int dr \int d^4x \int d\tilde{r} \int d^4\tilde{x} \sqrt{-g(r, \mathbf{x})} h(r, \mathbf{x}) \nabla_d h(r, \mathbf{x}) \nabla^d h(r, \mathbf{x}) \delta^{(4)}(\mathbf{x} - \tilde{\mathbf{x}}) \delta(r - \tilde{r}) \\ &\quad \times \tilde{\nabla}_f h(\tilde{r}, \tilde{\mathbf{x}}) \tilde{\nabla}^f h(\tilde{r}, \tilde{\mathbf{x}}) h(\tilde{r}, \tilde{\mathbf{x}}), \end{aligned} \quad (63)$$

and then integrating over \tilde{r} and $\tilde{\mathbf{x}}$, we have

$$\langle 6 \rangle^{(ii),\epsilon} = -\frac{1}{3} \lim_{r \rightarrow \infty} \int dr \int d^4x \sqrt{-g(r, \mathbf{x})} h(r, \mathbf{x}) \nabla_d h(r, \mathbf{x}) \nabla^d h(r, \mathbf{x}) h(r, \mathbf{x}) \nabla_f h(r, \mathbf{x}) \nabla^f h(r, \mathbf{x}). \quad (64)$$

This time the relevant factor is $-1/3$.

3. Step 2 and beyond

The results of Step 2 at order ϵ are identical to those of the Einstein theory calculation. The salient points are that the order- ϵ limit constrains all the background structure $(\mathcal{X}, \mathcal{Y}, \mathcal{G})$ to be fixed at order ϵ^0 [45] and the additional differentiated gravitons are only ‘‘along for the ride.’’ And so there is a resulting factor of $1/4$ when the two internal gravitons are differentiated and a factor of $1/2$ when only one is differentiated.

As for Feynman combinatorics, we again recall the relative weight factor $c_6 = 10$, but there is now an extra factor of 2 because of the two ways of placing the ϵ . It is easy to see that this number should be distributed evenly

between the two viable cases, leading to a common factor of $10 \cdot 2/2 = 10$.

Finally, let us put it all together.

When the two internal gravitons are both differentiated, $\frac{2}{3} \times \frac{1}{4} \times 10 = \frac{5}{3}$,

and when there is one of each,

$-\frac{1}{3} \times \frac{1}{2} \times 10 = -\frac{5}{3}$;

so that, even at order ϵ , the net contribution conspires to vanish.

VI. GENERAL IPR FUNCTIONS

We will next show that the previously observed cancellation persists for any diagram with a single internal line.

A. For Einstein gravity

We begin with pure Einstein gravity and consider a 1PR function that is formed by convolving a single pair of amplitudes but is otherwise general,

$$\langle h^{2n} \rangle_{2p-2q} = \frac{\langle h^{2p} \rangle_{1PI} \langle h^{2q} \rangle_{1PI}}{\langle hh \rangle}, \quad (65)$$

where $2p, 2q \geq 4$ and $2n = 2p + 2q - 2$. See Fig. 6.

It is a straightforward exercise to generalize the steps of the previous $2n = 6$ analysis. This is because the number of external gravitons only has bearing on the use of the product rule (and its inverse) in Step 1 and the distribution of the Feynman combinatoric factor. Nothing has changed regarding Step 2.

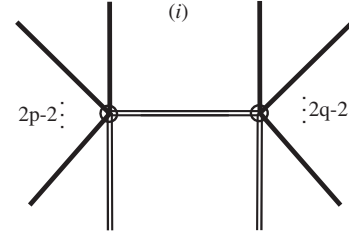


FIG. 6. A reducible $2p - 2q$ diagram with $2p + 2q = 2n$. This is one of the three 1PR diagrams contributing to the $2n$ -point function.

Let us show exactly how this works, starting with Step 1 for the case of both internal gravitons being differentiated,

$$\begin{aligned} \langle 2n \rangle_{2p-2q}^{(i)} &= \lim_{r, \tilde{r} \rightarrow \infty} \int dr \int d^4x \int d\tilde{r} \int d^4\tilde{x} \sqrt{-g(r, \mathbf{x})} \sqrt{-g(\tilde{r}, \tilde{\mathbf{x}})} [h(r, \mathbf{x})]^{2p-2} \nabla_e h(r, \mathbf{x}) \\ &\quad \times \langle \nabla^e h(r, \mathbf{x}) \tilde{\nabla}^f h(\tilde{r}, \tilde{\mathbf{x}}) \rangle \tilde{\nabla}_f h(\tilde{r}, \tilde{\mathbf{x}}) [h(\tilde{r}, \tilde{\mathbf{x}})]^{2q-2}. \end{aligned} \quad (66)$$

The same manipulations as in VA 1 can be applied. We first integrate by parts

$$\begin{aligned} \langle 2n \rangle_{2p-2q}^{(i)} &= - \lim_{r, \tilde{r} \rightarrow \infty} \int dr \int d^4x \int d\tilde{r} \int d^4\tilde{x} \sqrt{-g(r, \mathbf{x})} \sqrt{-g(\tilde{r}, \tilde{\mathbf{x}})} [h(r, \mathbf{x})]^{2p-2} \nabla_e h(r, \mathbf{x}) \\ &\quad \times \langle \nabla^e h(r, \mathbf{x}) h(\tilde{r}, \tilde{\mathbf{x}}) \rangle \tilde{\nabla}_f h(\tilde{r}, \tilde{\mathbf{x}}) \tilde{\nabla}^f ([h(\tilde{r}, \tilde{\mathbf{x}})]^{2q-2}), \end{aligned} \quad (67)$$

then apply the product rule

$$\begin{aligned} \langle 2n \rangle_{2p-2q}^{(i)} &= -(2q - 2) \lim_{r, \tilde{r} \rightarrow \infty} \int dr \int d^4x \int d\tilde{r} \int d^4\tilde{x} \sqrt{-g(r, \mathbf{x})} \sqrt{-g(\tilde{r}, \tilde{\mathbf{x}})} [h(r, \mathbf{x})]^{2p-2} \nabla_e h(r, \mathbf{x}) \\ &\quad \times \langle \nabla^e h(r, \mathbf{x}) h(\tilde{r}, \tilde{\mathbf{x}}) \rangle \tilde{\nabla}_f h(\tilde{r}, \tilde{\mathbf{x}}) \tilde{\nabla}^f h(\tilde{r}, \tilde{\mathbf{x}}) [h(\tilde{r}, \tilde{\mathbf{x}})]^{2q-3}, \end{aligned} \quad (68)$$

next apply the inverse of the product rule

$$\begin{aligned} \langle 2n \rangle_{2p-2q}^{(i)} &= - \left(\frac{2q - 2}{2p - 1} \right) \lim_{r, \tilde{r} \rightarrow \infty} \int dr \int d^4x \int d\tilde{r} \int d^4\tilde{x} \sqrt{-g(r, \mathbf{x})} \sqrt{-g(\tilde{r}, \tilde{\mathbf{x}})} \nabla_e ([h(r, \mathbf{x})]^{2p-1}) \\ &\quad \times \langle \nabla^e h(r, \mathbf{x}) h(\tilde{r}, \tilde{\mathbf{x}}) \rangle \tilde{\nabla}_f h(\tilde{r}, \tilde{\mathbf{x}}) \tilde{\nabla}^f h(\tilde{r}, \tilde{\mathbf{x}}) [h(\tilde{r}, \tilde{\mathbf{x}})]^{2q-3}, \end{aligned} \quad (69)$$

integrate by parts for a second time

$$\begin{aligned} \langle 2n \rangle_{2p-2q}^{(i)} &= \left(\frac{2q - 2}{2p - 1} \right) \lim_{r, \tilde{r} \rightarrow \infty} \int dr \int d^4x \int d\tilde{r} \int d^4\tilde{x} \sqrt{-g(r, \mathbf{x})} \sqrt{-g(\tilde{r}, \tilde{\mathbf{x}})} [h(r, \mathbf{x})]^{2p-1} \nabla_e \nabla^e \langle h(r, \mathbf{x}) h(\tilde{r}, \tilde{\mathbf{x}}) \rangle \\ &\quad \times \tilde{\nabla}_f h(\tilde{r}, \tilde{\mathbf{x}}) \tilde{\nabla}^f h(\tilde{r}, \tilde{\mathbf{x}}) [h(\tilde{r}, \tilde{\mathbf{x}})]^{2q-3}, \end{aligned} \quad (70)$$

use the Green's function identity (29),

$$\begin{aligned} \langle 2n \rangle_{2p-2q}^{(i)} &= \left(\frac{2q - 2}{2p - 1} \right) \lim_{r, \tilde{r} \rightarrow \infty} \int dr \int d^4x \int d\tilde{r} \int d^4\tilde{x} \sqrt{-g(r, \mathbf{x})} [h(r, \mathbf{x})]^{2p-1} \delta^{(4)}(\mathbf{x} - \tilde{\mathbf{x}}) \delta(r - \tilde{r}) \\ &\quad \times \tilde{\nabla}_f h(\tilde{r}, \tilde{\mathbf{x}}) \tilde{\nabla}^f h(\tilde{r}, \tilde{\mathbf{x}}) [h(\tilde{r}, \tilde{\mathbf{x}})]^{2q-3}, \end{aligned} \quad (71)$$

and end by integrating over the $(\tilde{r}, \tilde{\mathbf{x}})$ coordinates,

$$\langle 2n \rangle_{2p-2q}^{(i)} = \left(\frac{2q - 2}{2p - 1} \right) \lim_{r \rightarrow \infty} \int dr \int d^4x \sqrt{-g(r, \mathbf{x})} [h(r, \mathbf{x})]^{2(n-1)} \nabla_f h(r, \mathbf{x}) \nabla^f h(r, \mathbf{x}). \quad (72)$$

The resulting 1PR contribution appears to pick up a factor of $\frac{2q-2}{2p-1}$. But, on the other hand, had we reversed the roles played by p and q , the factor would rather be $\frac{2p-2}{2q-1}$. This is only an apparent ambiguity, as we have not yet accounted for the fact that the external gravitons should be symmetrized. This symmetrization can be implemented by weighing the choice to integrate first over r, \mathbf{x} by $\frac{2p-1}{2p+2q-2}$ and the choice to integrate first over $\tilde{r}, \tilde{\mathbf{x}}$ by $\frac{2q-1}{2p+2q-2}$; with the weights determined by the relative numbers of external gravitons (this rule will be further motivated below). Hence, the correct factor becomes $\frac{2p-1}{2p+2q-2} \cdot \frac{2q-2}{2p-1} + \frac{2q-1}{2p+2q-2} \cdot \frac{2p-2}{2q-1} = \frac{p+q-2}{p+q-1}$.

Similarly, the case of two undifferentiated gravitons picks up a factor of $\frac{2p-1}{2p+2q-2} \cdot \frac{1}{(2p-1)(2p-2)} + \frac{2q-1}{2p+2q-2} \cdot \frac{1}{(2q-1)(2q-2)} = \frac{1}{4} \frac{p+q-2}{(p+q-1)(p-1)(q-1)}$. The mixed case is a bit different than before, as the identity of the differentiated internal graviton becomes important [46]. If the derivative is carried by the internal graviton “on the left” (or that from the $2p$ function), then the factor goes according to $\frac{2p-1}{2p+2q-2} \cdot [-\frac{1}{2p-1}] + \frac{2q-1}{2p+2q-2} \cdot [-\frac{2p-2}{(2q-1)(2q-2)}] = -\frac{1}{2(q-1)} \frac{p+q-2}{p+q-1}$. If the derivative is rather “on the right,” then $-\frac{1}{2(p-1)} \frac{p+q-2}{p+q-1}$.

As mentioned, Step 2 gives the same outcomes as before (factors of $1/4$, $1/2$ and 1 for the three cases, respectively). As for Feynman combinatorics, it is a simple matter to generalize the six-point case, as in Sec. IV. Here, the Feynman relative weight is $2p \cdot 2q \cdot (2p+2q-2)! / (2p)!(2q)! = 4pqw$ with $w \equiv (2n)! / (2p)!(2q)!$ [47].

Next, consider that there is either a $1/p$ or $1/q$ chance that any given internal graviton is differentiated and, respectively, a $(p-1)/p$ and $(q-1)/q$ chance that it is not. Meaning that the weight factor should be distributed in the following way: $\frac{1}{p} \cdot \frac{1}{q} \cdot 4pqw = 4w$ for two differentiated internals, $\frac{p-1}{p} \cdot \frac{q-1}{q} \cdot 4pqw = 4(p-1)(q-1)w$ for two undifferentiated internals, $\frac{1}{p} \cdot \frac{q-1}{q} \cdot 4pqw = 4(q-1)w$ when there is one differentiated internal on the left and $\frac{p-1}{p} \cdot \frac{1}{q} \cdot 4pqw = 4(p-1)w$ when there is one differentiated internal on the right.

Let us now combine the various factors:

When the two internal gravitons are both differentiated, $\frac{p+q-2}{p+q-1} \times \frac{1}{4} \times 4w = w \frac{p+q-2}{p+q-1}$,

when the two internal gravitons are both undifferentiated, $\frac{1}{4} \frac{p+q-2}{(p+q-1)(p-1)(q-1)} \times 1 \times 4(p-1)(q-1)w = w \frac{p+q-2}{p+q-1}$,

when only the one on the left is differentiated, $-\frac{1}{2(q-1)} \frac{p+q-2}{p+q-1} \times \frac{1}{2} \times 4(q-1)w = -w \frac{p+q-2}{p+q-1}$

and when only the one on the right is differentiated, $-\frac{1}{2(p-1)} \frac{p+q-2}{p+q-1} \times \frac{1}{2} \times 4(p-1)w = -w \frac{p+q-2}{p+q-1}$;

all of which sums to zero, irrespective of the values of p and q .

Notice that any of the four types of diagrams makes a contribution that goes, up to $\pm w$, as $\frac{p+q-2}{p+q-1} = \frac{2n-4}{2n}$. This is relevant because it adds credence to our rule

for symmetrizing the external gravitons. The point is that from a momentum-space perspective, which gravitons are on which side is completely irrelevant. Hence, the net contributions (prior to the final summation) can only depend on the total number of external gravitons $2n$, which is exactly what is found here [48].

Indeed, given that the symmetrization process must be unambiguous, reduce to the correct procedure when $p = q$ and its intermediary results can only depend on the sum $2p + 2q$, it seems likely that our rule is the unique one.

B. For Gauss-Bonnet gravity

We now show that the same type of cancellation persists for the order- ϵ contributions from Gauss-Bonnet gravity. Step 1 (and of course Step 2) works the same as for the Einstein gravity calculation, as the formalism automatically handles the situations when two undifferentiated internal gravitons are not viable (p or $q = 2$). What is now different is the distribution of the Feynman combinatorial factor, as discussed next.

Let us assume for the time being that ϵ goes with the $2p$ -point function. With ϵ fixed, the relative weight factor is the same as it was for pure Einstein gravity, $4pqw$. What is different is the fraction of internal gravitons that is differentiated- $2/p$ on one side but $1/q$ on the other. The fraction that is undifferentiated is, respectively, $(p-2)/p$ and $(q-1)/q$, meaning that the relative weight factor should now be redistributed according to $\frac{2}{p} \cdot \frac{1}{q} \cdot 4pqw = 8w$ for two differentiated internals, $\frac{p-2}{p} \cdot \frac{q-1}{q} \cdot 4pqw = 4(p-2)(q-1)w$ for two undifferentiated internals, $\frac{2}{p} \cdot \frac{q-1}{q} \cdot 4pqw = 8(q-1)w$ for only one differentiated internal on the left and $\frac{p-2}{p} \cdot \frac{1}{q} \cdot 4pqw = 4(p-2)w$ for only one differentiated internal on the right.

The combined factors then go as follows:

When the two internal gravitons are both differentiated, $\frac{p+q-2}{p+q-1} \times \frac{1}{4} \times 8w = 2w \frac{p+q-2}{p+q-1}$,

when the two internal gravitons are both undifferentiated, $\frac{1}{4} \frac{p+q-2}{(p+q-1)(p-1)(q-1)} \times 1 \times 4(p-2)(q-1)w = w \frac{p-2}{p-1} \frac{p+q-2}{p+q-1}$,

when only the one on the left is differentiated, $-\frac{1}{2(q-1)} \frac{p+q-2}{p+q-1} \times \frac{1}{2} \times 8(q-1)w = -2w \frac{p+q-2}{p+q-1}$

and when only the one on the right is differentiated, $-\frac{1}{2(p-1)} \frac{p+q-2}{p+q-1} \times \frac{1}{2} \times 4(p-2)w = -w \frac{p-2}{p-1} \frac{p+q-2}{p+q-1}$ [49].

The above sums to zero, as must also be the case when the $2q$ -point function carries the ϵ . So that, even at order ϵ , the same cancellations persist.

VII. THE CASE AGAINST 1PR FUNCTIONS

The results of the previous subsection are enough to tell us that the 1PI and connected four- and six-point functions are equal up to order ϵ .

What about higher-point functions? Of course, their 1PR contributions involve more complicated arrangements than

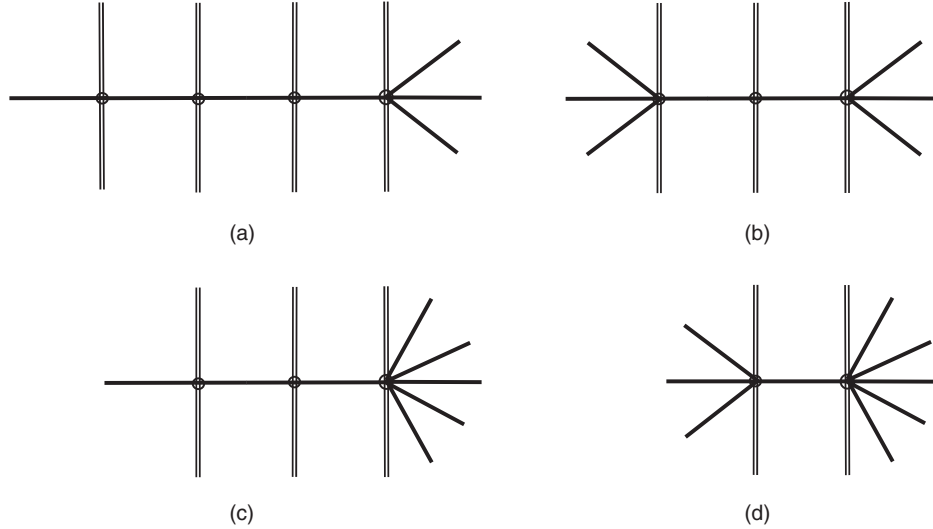


FIG. 7. Four examples of reducible contributions to the twelve-point function.

we have so far dealt with. For instance, the connected twelve-point function can be formed out of (a) three four-point functions plus a six-point function, (b) two six-point functions plus a four-point function and (c) two four-point functions plus an eight-point function, as well as (d) contributions with a single internal line. These combinations are shown in Fig. 7. Such calculations are exponentially more involved than those of the $2p-2q$ type. Yet, it can be argued on general grounds that any of these 1PR contributions must similarly vanish.

First, consider that the generating functionals for the connected and 1PI amplitudes are the same up to a Legendre transformation. In either case, the generating functional contains an exponentiated action (the physical action for the connected generating functional and the effective action for the 1PI generating functional) and one can (in principle) read off the coefficients of the amplitudes from a Taylor expansion of the exponential. For a general theory, there is no reason for the connected and 1PI coefficients to be equal. Einstein gravity in the high-momentum regime is, however, different. General covariance and the restriction to two derivatives conspire to severely constrain the form of either expansion [6,33]. Essentially, all the relevant terms in both expansions depend on a single number, the numerical coefficient of the Ricci scalar. As the Legendre transformation has no bearing on this number, the two expansions have to be equal.

We can clarify the above argument as follows: The generating functional for the Einstein theory connected amplitudes can be cast in the standard form (indices are suppressed),

$$i\mathcal{W}[J] = \ln \left[\int \mathcal{D}[h] e^{i \int dx^5 [\sqrt{-g}(a\mathcal{R} + b\Lambda) + Jh]} \right], \quad (73)$$

where \mathcal{R} is the Ricci scalar, Λ is the cosmological constant, J is an external source, a, b are numbers and (here only) x represents all five spacetime coordinates. The connected $2n$ -point function is then obtained from the relation,

$$\langle h(x_1) \cdots h(x_{2n}) \rangle = (-i)^{2n+1} \left[\frac{\delta^n \mathcal{W}}{\delta J(x_1) \cdots \delta J(x_{2n})} \right]_{J=0}. \quad (74)$$

The basic idea in forming connected functions is that each variation of a source pulls down an external graviton, while the Taylor expansion of the Lagrangian provides for the rest of the structure, the vertices and propagators.

Now consider that any of the connected functions of interest must contain exactly two derivatives and, therefore, must be linear in the Ricci scalar. Hence, each such amplitude contains exactly one factor of $a\sqrt{-g}\mathcal{R}$. But this is all that it can contain because, in the high-momentum regime, the cosmological constant is of no consequence. The only opportunity for the constant to enter into the formalism is through an internal propagator but, as discussed in VA2, its presence never impacts upon the calculations. And so the connected $2n$ -point function can have only a single vertex, which is given by $a\sqrt{-g}\mathcal{R}$ expanded to order $2n$ in number of gravitons. But, as discussed in Sec. III, this is precisely what defines the 1PI $2n$ -point function! To summarize,

$$\langle h^{2n} \rangle_{\text{Con}}^E = a[\sqrt{-g}\mathcal{R}]_{\mathcal{O}[h^{2n}]} = \langle h^{2n} \rangle_{\text{1PI}}^E. \quad (75)$$

Verifying this identity for all n would mean showing that every conceivable 1PR function vanishes, a futile task! Nonetheless, one such example is presented in the Appendix.

A similar reasoning applies to Gauss-Bonnet's order- ϵ corrections. In this case, the Lagrangian is $a\mathcal{R} + b\Lambda + \epsilon \mathcal{R}_{\mu\nu\gamma\rho} \mathcal{R}^{\mu\nu\gamma\rho}$, where we have used a field redefinition

[6,43,44] to transform the Gauss-Bonnet combination. Now, since these connected diagrams must contain exactly four derivatives and one power of ϵ , they are necessarily linear in $\epsilon\sqrt{-g}\mathcal{R}_{\mu\nu\gamma\rho}\mathcal{R}^{\mu\nu\gamma\rho}$. There is no room to include two derivatives from a Ricci scalar and, as before, no opportunity to incorporate the cosmological constant. In equation,

$$\langle h^{2n} \rangle_{\text{Con}}^{\text{GB}} = \epsilon[\sqrt{-g}\mathcal{R}_{\mu\nu\gamma\rho}\mathcal{R}^{\mu\nu\gamma\rho}]_{\mathcal{O}[h^{2n}]} = \langle h^{2n} \rangle_{\text{1PI}}^{\text{GB}} \quad (76)$$

However, let us emphasize that limiting to linear order in ϵ is critical to the last conclusion. Had we, for instance, extended to order ϵ^2 , then a connected function could be constructed out of a pair of Riemann-tensor-squared terms. This is already evident for the simplest case of an ϵ^2 -order 1PR six-point function. Here, we start with the basic form

$$\begin{aligned} \langle 6 \rangle^{\epsilon^2} = & \lim_{r, \tilde{r} \rightarrow \infty} \int dr \int d^4x \int d\tilde{r} \int d^4\tilde{x} \sqrt{-g(r, \mathbf{x})} \sqrt{-g(\tilde{r}, \tilde{\mathbf{x}})} \nabla_d h(r, \mathbf{x}) \nabla^d h(r, \mathbf{x}) \nabla_e h(r, \mathbf{x}) \\ & \times \langle \nabla^e h(r, \mathbf{x}) \tilde{\nabla}^f h(\tilde{r}, \tilde{\mathbf{x}}) \rangle \tilde{\nabla}_f h(\tilde{r}, \tilde{\mathbf{x}}) \tilde{\nabla}_c h(\tilde{r}, \tilde{\mathbf{x}}) \tilde{\nabla}^c h(\tilde{r}, \tilde{\mathbf{x}}), \end{aligned} \quad (77)$$

then integrate by parts

$$\begin{aligned} \langle 6 \rangle^{\epsilon^2} = & -2 \lim_{r, \tilde{r} \rightarrow \infty} \int dr \int d^4x \int d\tilde{r} \int d^4\tilde{x} \sqrt{-g(r, \mathbf{x})} \sqrt{-g(\tilde{r}, \tilde{\mathbf{x}})} \nabla_d h(r, \mathbf{x}) \nabla^d h(r, \mathbf{x}) \nabla_e h(r, \mathbf{x}) \\ & \times \langle \nabla^e h(r, \mathbf{x}) h(\tilde{r}, \tilde{\mathbf{x}}) \rangle \tilde{\nabla}_f h(\tilde{r}, \tilde{\mathbf{x}}) \tilde{\nabla}_c h(\tilde{r}, \tilde{\mathbf{x}}) \tilde{\nabla}^f \tilde{\nabla}^c h(\tilde{r}, \tilde{\mathbf{x}}), \end{aligned} \quad (78)$$

apply the inverse product rule and again integrate by parts

$$\begin{aligned} \langle 6 \rangle^{\epsilon^2} = & \frac{2}{3} \lim_{r, \tilde{r} \rightarrow \infty} \int dr \int d^4x \int d\tilde{r} \int d^4\tilde{x} \sqrt{-g(r, \mathbf{x})} \sqrt{-g(\tilde{r}, \tilde{\mathbf{x}})} \nabla_d h(r, \mathbf{x}) \nabla^d h(r, \mathbf{x}) h(r, \mathbf{x}) \nabla_e \nabla^e \langle h(r, \mathbf{x}) h(\tilde{r}, \tilde{\mathbf{x}}) \rangle \\ & \times \tilde{\nabla}_f h(\tilde{r}, \tilde{\mathbf{x}}) \tilde{\nabla}_c h(\tilde{r}, \tilde{\mathbf{x}}) \tilde{\nabla}^f \tilde{\nabla}^c h(\tilde{r}, \tilde{\mathbf{x}}), \end{aligned} \quad (79)$$

employ Eq. (29) to integrate over the $(\tilde{r}, \tilde{\mathbf{x}})$ coordinates

$$\langle 6 \rangle^{\epsilon^2} = \frac{2}{3} \lim_{r \rightarrow \infty} \int dr \int d^4x \sqrt{-g(r, \mathbf{x})} \nabla_d h(r, \mathbf{x}) \nabla^d h(r, \mathbf{x}) h(r, \mathbf{x}) \nabla_f h(r, \mathbf{x}) \nabla_c h(r, \mathbf{x}) \nabla^f \nabla^c h(r, \mathbf{x}), \quad (80)$$

and, finally, use integration by parts followed by the inverse product rule to arrive at

$$\langle 6 \rangle^{\epsilon^2} = -\frac{2}{15} \lim_{r \rightarrow \infty} \int dr \int d^4x \sqrt{-g(r, \mathbf{x})} \nabla_d h(r, \mathbf{x}) \nabla^d h(r, \mathbf{x}) \nabla^f h(r, \mathbf{x}) \nabla_f h(r, \mathbf{x}) \nabla_c h(r, \mathbf{x}) \nabla^c h(r, \mathbf{x}). \quad (81)$$

The Feynman relative weight and Step 2 bring in another factor of $10/4 = 5/2$, but the essential point is that this is the only possible arrangement of the derivatives—there can be no cancellation! Meanwhile, the corresponding 1PI function is provided by the next order in the Lovelock expansion, the six-derivative correction to Einstein gravity.

The general rule is that, at order ϵ^k , the 1PI function is given by the $2(k+1)$ -derivative Lovelock extension, whereas 1PR functions can be constructed out of any number of lower-order Lovelock terms (including the Einstein-theory term) provided that the total number of derivatives adds up to the same amount of $2(k+1)$ (anything less would be in violation of the high-momentum regime). All this is a consequence of Einstein gravity being the sole two-derivative theory of gravity and, thus, the only one with a built-in mechanism to prevent the proliferation of derivatives in its connected amplitudes.

Finally, let us readdress the issue of neglecting vector and scalar modes in the internal lines. Internal vector modes are inconsequential by the same reasoning that we applied to the internal tensors. This is because the trace term in the propagator is just as irrelevant for the vectors as

it is for the tensors, from which the rest of the argument follows in parallel.

But having scalar modes on an internal line is a different matter. For scalars, the trace term in the propagator is now relevant to Step 2 and thus allows for the cosmological constant to contribute to amplitudes. Nonetheless, we maintain that scalar modes are unphysical in the absence of any external source.

To understand this, let us consider the simple case of a pair of three-point functions convolved into a four-point amplitude such that both internal gravitons are scalars. Up to an overall constant, the Einstein three-point function with a single scalar and two tensors goes as (with H used to indicate the scalar mode)

$$\begin{aligned} \langle 3 \rangle_{hhH} = & \lim_{r \rightarrow \infty} \int dr \\ & \times \int d^4x \sqrt{-g} \left[-\frac{1}{2} \nabla^e h \nabla_e h H^a_a + \nabla^e h \nabla_f h H^f_e \right. \\ & \left. + hh \nabla^e \nabla_e H^a_a - hh \nabla^e \nabla_f H^f_e \right]. \end{aligned} \quad (82)$$

We next make the gauge choice $\nabla^a H^b{}_a = \alpha \nabla^b H^a{}_a$, where α will eventually be set to $\alpha = 1$. This gauge choice is consistent with the previous choice of radial gauge. Then, in similar fashion to previous calculations, we can use integration by parts and the inverse of the product rule to manipulate the above into a single term. For instance,

$$\langle 3 \rangle_{hhH} = \lim_{r \rightarrow \infty} \frac{3}{4} (1 - \alpha) \int dr \int d^4 x \sqrt{-g} h h \nabla^e \nabla_e H^a{}_a. \quad (83)$$

For $\alpha = 1$, the three-point function vanishes. So, $\langle 3 \rangle_{hhH}$ is unphysical and, therefore, cannot play a role in the calculation of a physical quantity such as the connected four-point function. We could have, just as well, first computed the 1PR contribution to the connected four-point and then imposed the gauge; the same outcome and conclusion would persist. For higher-point functions, the procedure is expected to be more complicated but, without a source, the outcome should be similarly harmless.

Our intention is to use the results of this paper in an AdS/CFT context and, therefore, a string-theory framework. Then we do need to consider the situation when a source for the scalar gravitons is present. More generally, we should consider a possible source for the scalars that originates from compactifications of string theory. In this event, such contributions can no longer be gauged away and, as already mentioned, the cosmological constant term could be relevant to the computation of the connected amplitudes. What saves us from this enormous complication is that the additional contributions are higher order in ϵ .

In the effective field theory of gravity that is induced by string theory, any such source for scalars comes with a coupling that scales at least as order ϵ [50]. Hence, by

introducing a scalar onto an internal line, one is suppressing the amplitude by another factor of ϵ without increasing the number of derivatives. Hence, for the high-momentum region in particular, a physical scalar mode is subleading to the connected multipoint functions of the tensor gravitons.

VIII. DISCONNECTED FUNCTIONS

Although neglected so far, disconnected graviton functions can provide a useful check on consistency when it comes time to match our theoretical predictions with experiment.

To see how this works, let us first consider the disconnected portion of the four-point function

$$\langle hhhh \rangle_{\text{Dis}} = \frac{4!}{(2!)^2} \langle hh \rangle^2, \quad (84)$$

where the ratio of factorials accounts for the differing symmetrization factors. This is shown in Fig. 8(a).

As the above relation makes clear, one can use the value of the disconnected four-point function as an alternative means for evaluating the propagator. All that is required is the relevant combinatorics, so as to distinguish between the disconnected and connected portions of the full four-point function. As per the discussion in Sec. IV, the ‘‘Feynman weight’’ of the disconnected part is determined by the number of ways of contracting $h^2 \cdot h^4 \cdot h^2$ such that connectivity is broken but without any loops. The answer is $4!/2!$, [51] and so a relative weight (in comparison to the connected (equivalently, 1PI) four-point function of $\frac{4!}{2!} \frac{1}{4!} = \frac{1}{2!}$). Hence,

$$\frac{4!}{(2!)^3} \langle hh \rangle^2 = \langle hhhh \rangle_{\text{Ful}} - \langle hhhh \rangle_{\text{Con}} \quad (85)$$

or

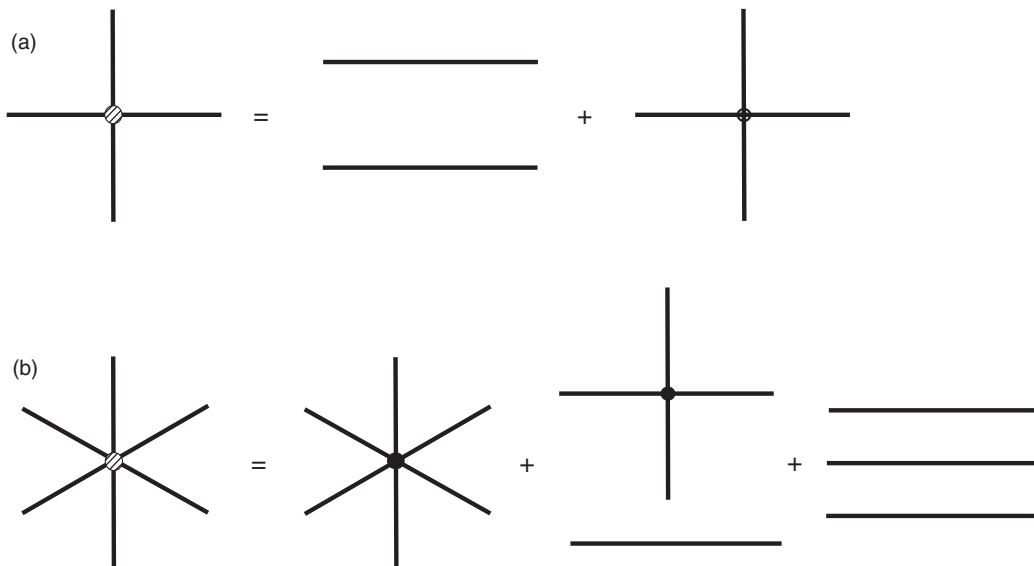


FIG. 8. Full functions as sums of their connected and disconnected components.

$$\langle hh \rangle = \frac{1}{3} \frac{[\langle hhhh \rangle_{\text{Ful}} - \langle hhhh \rangle_{\text{Con}}]}{\langle hh \rangle}, \quad (86)$$

where the denominator on the right-hand side now indicates division by a two-point function and not an inverse propagator.

Also having utility is the disconnected portion of the six-point function,

$$\langle hhhhhh \rangle_{\text{Dis}} = \frac{6!}{1!} \frac{6!}{4! \cdot 2!} \langle hhhh \rangle_{\text{Con}} \langle hh \rangle + \frac{6!}{3!} \frac{6!}{(2!)^3} \langle hh \rangle^3, \quad (87)$$

where the first fraction in front of either term represents the Feynman weight (as per the previous paragraph) and the second fraction accounts for the symmetrization factors [as per Eq. (84)]. These are depicted in Fig. 8(b).

Now, suppose that the intent is to find an alternative means of deducing the connected four-point function. Then we should be looking at

$$\begin{aligned} & \frac{1}{1!} \frac{6!}{4! \cdot 2!} \langle hhhh \rangle_{\text{Con}} \langle hh \rangle \\ &= \langle hhhhhh \rangle_{\text{Ful}} - \langle hhhhhh \rangle_{\text{Con}} - \frac{1}{3!} \frac{6!}{(2!)^3} \langle hh \rangle^3 \end{aligned} \quad (88)$$

or

$$\langle hhhh \rangle_{\text{Con}} = \frac{1}{15} \frac{[\langle hhhhhh \rangle_{\text{Ful}} - \langle hhhhhh \rangle_{\text{Con}}]}{\langle hh \rangle} - \langle hh \rangle^2. \quad (89)$$

IX. CONCLUSION

To summarize, we have shown how to translate our previous results on the IPI graviton amplitudes [6] into their connected-function counterparts. This is an important ingredient if the gauge-gravity duality is to be used for determining the corresponding stress-tensor correlation functions on the field-theory side. As explained in Ref. [12], such correlation functions would then provide the means for experimentally probing the gravitational dual of a strongly coupled fluid.

We have shown by explicit calculation that a large class of the 1PR connected diagrams cancel off and have argued that this cancellation persists for all 1PR contributions in the high-momentum regime for both Einstein gravity and its leading-order correction.

In many instances, a vanishing outcome where it was not expected can be the result of a symmetry principle. Is there such a principle here? We are looking at a specific kinematic region for which the radial derivatives are neglected

and in essence are assumed to vanish. Away from the high-momentum regime, the radial derivatives will have some nonvanishing value which would correspond to spontaneously breaking the unknown associated symmetry. In this sense, the radial degree of freedom could be viewed as a Goldstone mode.

From the perspective of the boundary gauge theory, the radial coordinate represents an energy scale. Radial differentiation corresponds to a flow in this scale. That the flow has been rendered inert suggests a conformal fixed point of the gauge theory. Hence, the observed cancellations could indicate an unbroken conformal symmetry of the boundary theory for a finite N .

ACKNOWLEDGMENTS

The research of R.B. was supported by the Israel Science Foundation Grant No. 239/10. The research of A.J.M.M. was supported by a Rhodes University Discretionary Grant No. RD11/2012. A.J.M.M. thanks Ben Gurion University for its hospitality during his visit.

APPENDIX: “FOUR-FOUR-FOUR”

Here, it will be shown that, at least in one instance, a reducible function consisting of more than two components (i.e., more than one internal line) does indeed vanish. Our test case is the convolution of three four-point functions into an eight-point function,

$$\langle h^8 \rangle_{4-4-4} = \frac{\langle hhhh \rangle_{\text{IPI}} \langle hhhh \rangle_{\text{IPI}} \langle hhhh \rangle_{\text{IPI}}}{\langle hh \rangle \langle hh \rangle}. \quad (\text{A1})$$

We consider Einstein’s theory and start by convolving the interior four-point function with one on the exterior. This is a different calculation than that of VA because the interior four-point function has only two external gravitons. Hence, this is more akin to a $2p-2q$ ($p \neq q$) convolution. Also, it is now important to keep careful track of the various structures.

This first convolution consists of eight distinct cases, which then leads to 16 different diagrams depending on how the derivatives are initially arranged. We will work through one case in detail and then report the findings of the other seven.

Let us thus consider the two diagrams in Fig. 9,

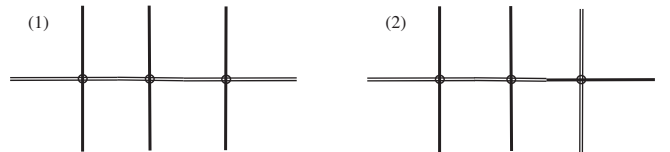


FIG. 9. Two diagrams of 4-4-4 depicting the case discussed in detail in the text. The initial convolution is between the left-most and interior four-point functions. The difference between the two diagrams is in the right-most part of the diagram where the double lines and single lines are exchanged.

$$\begin{aligned} \langle 6^* \rangle^{(1,2)} &= \lim_{r, \tilde{r} \rightarrow \infty} \int dr \int d^4x \int d\tilde{r} \int d^4\tilde{x} \sqrt{-g(r, \mathbf{x})} \sqrt{-g(\tilde{r}, \tilde{\mathbf{x}})} h(r, \mathbf{x}) h(r, \mathbf{x}) \nabla_e h(r, \mathbf{x}) \\ &\quad \times \langle \nabla^e h(r, \mathbf{x}) \tilde{\nabla}^f h(\tilde{r}, \tilde{\mathbf{x}}) \rangle \tilde{\nabla}_f h^*(\tilde{r}, \tilde{\mathbf{x}}) h(\tilde{r}, \tilde{\mathbf{x}}) h(\tilde{r}, \tilde{\mathbf{x}}), \end{aligned} \quad (\text{A2})$$

where the superscript on the left side denotes the particular diagram(s) and the meaning of the asterisk on the graviton is the following: The interior four-point function contains two internal gravitons, one of which is to be contracted in the convolution of Eq. (A2) and one of which remains to be contracted in the convolution to follow. The former is, as

usual, included within the expectation value, while the latter is marked with an asterisk for future reference.

Starting with integration on the left (the (r, \mathbf{x}) coordinates) and applying the usual manipulations, we arrive at two distinct terms, denoted as b_1 and b_2 , corresponding respectively to diagrams (1) and (2) in Fig. 9,

$$b_1 = \beta_1 \lim_{\tilde{r} \rightarrow \infty} \int d\tilde{r} \int d^4\tilde{x} \sqrt{-g(\tilde{r}, \tilde{\mathbf{x}})} h(\tilde{r}, \tilde{\mathbf{x}}) h(\tilde{r}, \tilde{\mathbf{x}}) h_S(\tilde{r}, \tilde{\mathbf{x}}) \tilde{\nabla}_f h_S^*(\tilde{r}, \tilde{\mathbf{x}}) \tilde{\nabla}^f h(\tilde{r}, \tilde{\mathbf{x}}) h(\tilde{r}, \tilde{\mathbf{x}}), \quad (\text{A3})$$

$$b_2 = \beta_2 \lim_{\tilde{r} \rightarrow \infty} \int d\tilde{r} \int d^4\tilde{x} \sqrt{-g(\tilde{r}, \tilde{\mathbf{x}})} h(\tilde{r}, \tilde{\mathbf{x}}) h(\tilde{r}, \tilde{\mathbf{x}}) h_S(\tilde{r}, \tilde{\mathbf{x}}) \tilde{\nabla}^f \tilde{\nabla}_f h_S^*(\tilde{r}, \tilde{\mathbf{x}}) h(\tilde{r}, \tilde{\mathbf{x}}) h(\tilde{r}, \tilde{\mathbf{x}}), \quad (\text{A4})$$

where β_1 and β_2 are relative weights that are determined below.

Notice that the process of tensor contraction has, for either b_1 or b_2 , induced a symmetric contraction between the surviving internal graviton and its new partner. (The end product of Step 2 is always a symmetric contraction; cf., VA2.) Because of the various integrations by parts, the distinction between symmetric and antisymmetric contractions is no longer as simple as looking for which gravitons are differentiated. As far as the surviving internal graviton is concerned, this distinction is important in the sequel, and so we label both it and its new partner with a subscript of S or A , accordingly.

Next, b_1 and b_2 are assigned the respective relative weights of

$$\beta_1 = \frac{3}{5} \cdot 2 \cdot \frac{1}{3} \cdot \frac{1}{4} \cdot \frac{1}{2} \cdot \frac{1}{6} = \frac{1}{120}. \quad (\text{A5})$$

$$\beta_2 = \frac{3}{5} \cdot 1 \cdot \frac{1}{3} \cdot \frac{1}{4} \cdot \frac{1}{2} \cdot \frac{1}{6} = \frac{1}{240}. \quad (\text{A6})$$

Let us explain how these weights are obtained, focusing on β_1 (β_2 follows similarly). From left to right, $\frac{3}{5}$ is due to our symmetrization rule, the next two numbers are a consequence of integrating by parts (2 from the product rule and $\frac{1}{3}$ from the inverse of the product rule), $\frac{1}{4}$ is the contribution from Step 2, $\frac{1}{2}$ is the relative ratio for the case in which the left-most internal graviton is differentiated and $\frac{1}{6}$ is the relative ratio for the case in which both of the right-side internal gravitons are differentiated.

If we, rather, integrate over the $(\tilde{r}, \tilde{\mathbf{x}})$ coordinates first, there is only one result,

$$b_3 = \beta_3 \lim_{r \rightarrow \infty} \int dr \int d^4x \sqrt{-g(r, \mathbf{x})} h(r, \mathbf{x}) \nabla^e h(r, \mathbf{x}) \nabla_e h_S(r, \mathbf{x}) h_S^*(r, \mathbf{x}) h(r, \mathbf{x}) h(r, \mathbf{x}), \quad (\text{A7})$$

with a weight of

$$\beta_3 = \frac{2}{5} \cdot 2 \cdot \frac{1}{3} \cdot \frac{1}{4} \cdot \frac{1}{2} \cdot \frac{1}{6} = \frac{1}{180}. \quad (\text{A8})$$

Let us summarize this case using abridged notation and call it case (b) as represented in Fig. 10, *case b*

$$\langle 6^* \rangle^{(b)} = \iint hh \nabla h \langle \nabla h \nabla h \rangle \nabla h^* hh = \frac{1}{120} \int h h h_S \nabla h_S^* \nabla h h + \frac{1}{240} \int h h h_S \nabla \nabla h_S^* h h + \frac{1}{180} \int h \nabla h \nabla h_S h_S^* h h. \quad (\text{A9})$$

The other seven cases and their outcomes go as follows: *case a*

$$\langle 6^* \rangle^{(a)} = \iint \nabla h \nabla h h \langle h h \rangle h^* \nabla h \nabla h = \frac{1}{72} \int \nabla h \nabla h h_S h_S^* h h, \quad (\text{A10})$$

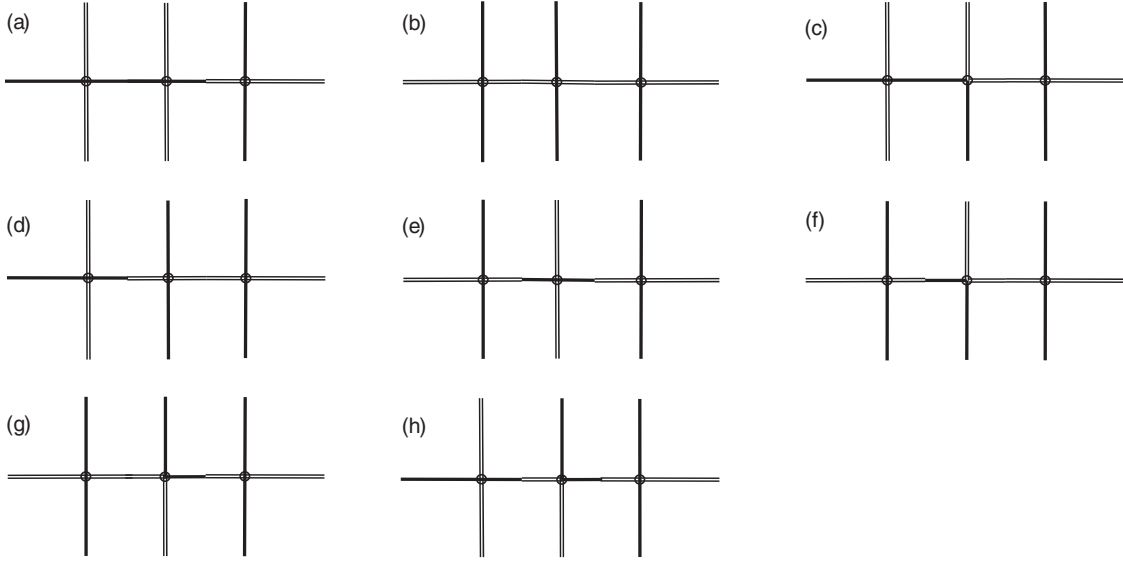


FIG. 10. Eight diagrams of 4-4-4. Each of the diagrams represents one of the cases in the text, with the initial convolution being between the left-most and interior four-point functions. The right-most four-point function depicts the last term in Eq. (A18). First row, from left to right, cases (a-c), second row, cases (d-f), third row, cases (g-h). Each of the diagrams has a partner diagram (not shown), where the double lines and single lines on the right are exchanged as in Fig. 9.

case c

$$\langle 6^* \rangle^{(c)} = \iint \nabla h \nabla h h \langle h h \rangle h \nabla h \nabla h^* = \frac{1}{60} \int h h h h \nabla h_A \nabla h_A^* + \frac{1}{90} \int \nabla h \nabla h h h h_A h_A^*, \quad (\text{A11})$$

case d

$$\langle 6^* \rangle^{(d)} = \iint \nabla h \nabla h h \langle h \nabla h \rangle \nabla h^* h h = -\frac{1}{120} \int h h h_S \nabla h_S^* h \nabla h - \frac{1}{240} \int h h h_S \nabla \nabla h_S^* h h - \frac{1}{180} \int \nabla h \nabla h h h_S h_S^* h h, \quad (\text{A12})$$

case e

$$\langle 6^* \rangle^{(e)} = \iint h h \nabla h \langle \nabla h h \rangle h^* \nabla h \nabla h = -\frac{1}{120} \int h h h_S h_S^* \nabla h \nabla h - \frac{1}{180} \int h \nabla h \nabla h_S h_S^* h h, \quad (\text{A13})$$

case f

$$\langle 6^* \rangle^{(f)} = \iint h h \nabla h \langle \nabla h h \rangle h \nabla h \nabla h^* = -\frac{1}{60} \int h h h h \nabla h_A \nabla h_A^* - \frac{1}{90} \int \nabla h \nabla h h h_A h_A^*, \quad (\text{A14})$$

case g

$$\langle 6^* \rangle^{(g)} = \iint h h \nabla h \langle \nabla h \nabla h \rangle \nabla h h h^* = \frac{1}{120} \int h h h \nabla h \nabla h_S h_S^* + \frac{1}{120} \int h h h \nabla h h_S \nabla h_S^* + \frac{1}{90} \int h \nabla h \nabla h h h_S h_S^*, \quad (\text{A15})$$

case h

$$\langle 6^* \rangle^{(h)} = \iint \nabla h \nabla h h \langle h \nabla h \rangle \nabla h h h^* = -\frac{1}{90} \int \nabla h \nabla h h h h_S h_S^* - \frac{1}{60} \int h h \nabla h h h_S \nabla h_S^*. \quad (\text{A16})$$

Summing up the results of the eight cases, we find just a pair of terms,

$$\langle 6^* \rangle = \frac{1}{120} \int h h h \nabla h \nabla h_S h_S^* - \frac{1}{120} \int h h h \nabla h h_S \nabla h_S^*. \quad (\text{A17})$$

It is straightforward to show that the convolution of either of these with the remaining four-point function,

$$\langle 4^* \rangle = \frac{1}{2} \int \nabla h \nabla h h_S h_S^* + \frac{1}{2} \int h h \nabla h_A \nabla h_A^*, \quad (\text{A18})$$

is vanishing. These calculations follow exactly as in VI A with two caveats. First, for the purposes of Step 2, if an

internal graviton is labeled with an S (A), it is treated as undifferentiated (differentiated). Second, relative-ratio factors have already been assigned. This is also true for the four-point function when expressed in the above form.

Finally, since $\langle h^8 \rangle_{6-4} = 0$ from the considerations of Sec. VI, the preceding result allows us to conclude that $\langle h^8 \rangle_{\text{Con}} = \langle h^8 \rangle_{\text{IPI}}$ at least to order ϵ^0 .

-
- [1] J. M. Maldacena, *Adv. Theor. Math. Phys.* **2**, 231 (1998); *Int. J. Theor. Phys.* **38**, 1113 (1999).
- [2] O. Aharony, S. S. Gubser, J. M. Maldacena, H. Ooguri, and Y. Oz, *Phys. Rep.* **323**, 183 (2000).
- [3] E. Witten, *Adv. Theor. Math. Phys.* **2**, 253 (1998).
- [4] R. Brustein and A. J. M. Medved, *Phys. Rev. D* **84**, 126005 (2011).
- [5] D. Lovelock, *J. Math. Phys. (N.Y.)* **12**, 498 (1971); *J. Math. Phys. (N.Y.)* **13**, 874 (1972).
- [6] R. Brustein and A. J. M. Medved, *Phys. Rev. D* **85**, 084028 (2012).
- [7] G. Policastro, D. T. Son, and A. O. Starinets, *J. High Energy Phys.* **09** (2002) 043.
- [8] P. Kovtun, D. T. Son, and A. O. Starinets, *J. High Energy Phys.* **10** (2003) 064.
- [9] D. T. Son and A. O. Starinets, *Annu. Rev. Nucl. Part. Sci.* **57**, 95 (2007).
- [10] V. E. Hubeny and M. Rangamani, *Adv. High Energy Phys.* **2010**, 297916 (2010).
- [11] J. Casalderrey-Solana, H. Liu, D. Mateos, K. Rajagopal, and U. A. Wiedemann, [arXiv:1101.0618](https://arxiv.org/abs/1101.0618).
- [12] R. Brustein and A. J. M. Medved, [arXiv:1207.5388](https://arxiv.org/abs/1207.5388).
- [13] S. El-Showk and K. Papadodimas, [arXiv:1101.4163](https://arxiv.org/abs/1101.4163).
- [14] K. Papadodimas, [arXiv:1106.3556](https://arxiv.org/abs/1106.3556).
- [15] G. Policastro, D. T. Son, and A. O. Starinets, *Phys. Rev. Lett.* **87**, 081601 (2001).
- [16] P. Kovtun, D. T. Son, and A. O. Starinets, *Phys. Rev. Lett.* **94**, 111601 (2005).
- [17] R. Brustein and A. J. M. Medved, *Phys. Rev. D* **79**, 021901 (2009).
- [18] N. Iqbal and H. Liu, *Phys. Rev. D* **79**, 025023 (2009).
- [19] R.-G. Cai, Z.-Y. Nie, N. Ohta, and Y.-W. Sun, *Phys. Rev. D* **79**, 066004 (2009).
- [20] The exception to this rule is when the number of derivatives exceeds the number of gravitons, as such a contribution would necessarily vanish on-shell. Any such excess derivatives are regarded as radial derivatives acting on the background.
- [21] It is assumed that ϵ is fixed precisely by reading off the numerical coefficient of the Riemann-tensor-squared term in the Lagrangian. The value of ϵ can also be determined through its connection with the shear viscosity to entropy density ratio, $\frac{\eta}{s} = \frac{1}{4\pi}[1 - 8\epsilon]$ in natural units [22,23].
- [22] M. Brigante, H. Liu, R. C. Myers, S. Shenker, and S. Yaida, *Phys. Rev. D* **77**, 126006 (2008).
- [23] Y. Kats and P. Petrov, *J. High Energy Phys.* **01** (2009) 044.
- [24] E. Witten, *Adv. Theor. Math. Phys.* **2**, 505 (1998).
- [25] A. Sinha and R. C. Myers, *Nucl. Phys.* **A830**, 295c (2009).
- [26] T. Springer, *Phys. Rev. D* **79**, 046003 (2009).
- [27] G. 't Hooft, *Nucl. Phys.* **B62**, 444 (1973).
- [28] M. D. Pollock, *Acta Phys. Pol. B* **39**, 1315 (2008).
- [29] C. P. Burgess, *Annu. Rev. Nucl. Part. Sci.* **57**, 329 (2007).
- [30] Alternatively, one can use the appropriate Legendre transformation to isolate the IPI contributions.
- [31] This is because the gravitons are contracted in pairs; one from each monomial. The combinatorics of such contractions is discussed in Sec. IV.
- [32] D. M. Hofman and J. Maldacena, *J. High Energy Phys.* **05**, (2008) 012.
- [33] D. M. Hofman, *Nucl. Phys.* **B823**, 174 (2009).
- [34] J. de Boer, E. P. Verlinde, and H. L. Verlinde, *J. High Energy Phys.* **08** (2000) 003.
- [35] K. Skenderis, *Classical Quantum Gravity* **19**, 5849 (2002).
- [36] I. Papadimitriou and K. Skenderis, [arXiv:hep-th/0404176](https://arxiv.org/abs/hep-th/0404176).
- [37] Formally, this step requires evaluating at some large but finite value of radius $r = r_0$ and then imposing the limit $r_0 \rightarrow \infty$ only at the end.
- [38] M. Henningson and K. Skenderis, *J. High Energy Phys.* **07** (1998) 023.
- [39] V. Balasubramanian and P. Kraus, *Commun. Math. Phys.* **208**, 413 (1999).
- [40] R. Emparan, C. V. Johnson, and R. C. Myers, *Phys. Rev. D* **60**, 104001 (1999).
- [41] Here, h should be regarded as mixed-index graviton h^a_b . It behaves like a massless scalar upon covariant differentiation.
- [42] The internal gravitons cannot be restricted to any particular kinematic regime; meaning that, for these modes, r derivatives matter. This assures the validity of Eq. (29).
- [43] V. I. Zakharov, *JETP Lett.* **12**, 312 (1970); *Pis'ma Zh. Eksp. Teor. Fiz.* **12**, 447 (1970).
- [44] H. van Dam and M. J. G. Veltman, *Nucl. Phys.* **B22**, 397 (1970).
- [45] One might worry about starting with Einstein gravity and then inserting ϵ -corrected forms for \mathcal{X} , \mathcal{Y} , \mathcal{G} , but this would violate the high-momentum condition that ϵ -order amplitudes contain four derivatives.
- [46] This importance is illusionary, as one can see by summing the outcomes for these two subcases at any step.
- [47] If $p = q$, there is an extra factor of $1/2!$ coming from the expansion of the exponent.

- [48] The factor w can and does carry information about $2p$ and $2q$ because it is keeping track of how the external gravitons are drawn out of the Lagrangian.
- [49] Our previous claim that intermediary results should only depend on the total number of external gravitons need not and does not apply at this stage of the Gauss-Bonnet calculation. This is because the placement of ϵ has distinguished between the two sides.
- [50] A. Buchel, R. C. Myers, and A. Sinha, [J. High Energy Phys. 03, \(2009\) 084](#).
- [51] To avoid loops, the h^2 's can only contract with the external h^4 , leading to $4!$. The other factor of $1/2!$ comes from the expansion of the exponent.