

Elliptic Flow Analysis at RHIC with the Lee-Yang Zeroes Method in a Relativistic Transport Approach

Xianglei Zhu,^{1,2,3} Marcus Bleicher,² and Horst Stöcker^{1,2}

¹Frankfurt Institute for Advanced Studies (FIAS),

Max-von-Laue-Str. 1, D-60438 Frankfurt am Main, Germany

²Institut für Theoretische Physik, Johann Wolfgang Goethe-Universität,

Max-von-Laue-Str. 1, D-60438 Frankfurt am Main, Germany

³Physics Department, Tsinghua University, Beijing 100084, China

The Lee-Yang zeroes method is applied to study elliptic flow (v_2) in Au+Au collisions at $\sqrt{s} = 200A$ GeV, with the UrQMD model. In this transport approach, the true event plane is known and both the nonflow effects and event-by-event v_2 fluctuations exist. Although the low resolutions prohibit the application of the method for most central and peripheral collisions, the integral and differential elliptic flow from the Lee-Yang zeroes method agrees with the exact v_2 values very well for semi-central collisions.

PACS numbers: 25.75.Ld, 25.75.Dw, 25.75.Gz

Anisotropic flow [1, 2, 3, 4], or more specifically, elliptic flow (v_2), which is the second Fourier harmonic [5] in the transverse distribution of the emitted particles, is expected to be sensitive to the early pressure gradients and therefore to the equation of state (EOS) of the formed fireball in heavy-ion collisions [5, 6, 7, 8, 9, 10]. In addition, the elliptic flow of high p_T particles is related to jet fragmentation and energy loss of the primordially produced hard antiquark-quark pair when traveling through the hot QCD medium [11]. Therefore, understanding the microscopic nature of the elliptic flow is of great importance for the study of the key questions of experimental and theoretical relativistic heavy ion collisions, the transport coefficients and the pressure, namely the equation of state.

To measure flow, experiments usually use the reaction plane method [12, 13] or the equivalent two-particle correlation method [12, 14, 15]. However, these two-particle correlation-based methods suffer from correlations unrelated to the reaction plane. These additional contributions are usually dubbed nonflow effects [16], such as the overall transverse momentum conservation, small angle azimuthal correlations due to final state interactions, resonance decays, jet production [17] and quantum correlations due to the HBT effect [18]. In order to decrease the contribution of the nonflow effects to the flow measurements, many-particle cumulant method was proposed [19]. In this method, usually 4- and 6-particle cumulants are used to estimate the collective flow. This method has been applied to the flow analysis at RHIC, SPS and SIS/GSI [14, 15, 20, 21, 22, 23, 24, 25, 26]. And it has also been tested in the UrQMD model in [27]. It was found that the two-particle correlation method is strongly affected by nonflow effects in the UrQMD model, such as jet production and resonance decays, while the 4- and 6-particle cumulants give the true v_2 values with better than $< 5\%$ accuracy for the semi-central collisions at RHIC, even though this method is affected severely by the rather large v_2 fluctuations for the central and very peripheral collisions [28]. More recently, the Lee-Yang ze-

roes method was developed to analyze the collective flow [29, 30, 31]. This new method enables the extraction of the “true” collective flow from the genuine correlation between a large number of particles. It is expected to give the cleanest values of the genuine collective flow. It is, in fact, also easier to apply to data than the cumulant method. This method has been applied in the flow analysis at SIS/GSI [26]. Here it was found that the v_1 and v_2 values extracted from this new method do agree with those from the higher order cumulant method.

In the present paper, the Lee-Yang zeroes method will be tested in the integral and differential v_2 analysis of UrQMD events at RHIC energy. The UrQMD model [32, 33] is well suited for the test: it has been shown in [27] that both the nonflow effects and the v_2 fluctuations [36], which can affect the flow data, do exist naturally in the model. Most importantly, the true reaction plane angle Φ_R is known by construction in the UrQMD model. This allows for the direct calculation of the exact elliptic flow from its basic definition, i.e. $v_2 = \langle \cos 2(\phi - \Phi_R) \rangle$. Through the present analysis, it will be demonstrated that the Lee-Yang zeroes method works well for the v_2 measurements at RHIC energy.

In order to determine the “integrated” elliptic flow, which is defined as

$$V_2 = \left\langle \sum_{j=1}^M \omega_j \cos(n(\phi_j - \Phi_R)) \right\rangle,$$

the generating function of the Lee-Yang zeroes method is introduced and defined as [29, 30, 31]

$$G^\theta(ir) = \left\langle \prod_{j=1}^M [1 + ir\omega_j \cos(\phi_j - \theta)] \right\rangle.$$

In the above definitions, M is the number of particles used to estimate the integral flow in each event, ϕ_j is the particle azimuthal angle, r is a positive real variable, θ is an arbitrary reference angle and ω_j is the particle

weight. It is worth stressing that in our analysis, the $1/M$ weight is used to decrease the effect of event-by-event M fluctuations. Therefore, $V_2 = v_2$ in our analysis. Fig. 1 shows the amplitudes of the generating function $|G^\theta(ir)|$ as a function of r for $\theta = 0$ at different centralities. For the semi-central bins (e.g. 20-30%), with the increase of r , $|G^\theta(ir)|$ decreases rapidly from the value of 1 at $r = 0$, then reaches a sharp minimum which is very close to 0. This appearance of the sharp minimum indicates that there exists a zero of the generating function. After finding the position r_0^θ of the first zero of $|G^\theta(ir)|$, the integral elliptic flow is determined as

$$v_2^\theta = j_{01}/r_0^\theta,$$

where $j_{01} = 2.40483$ is the first root of the Bessel function $J_0(x)$. The final value of the integral v_2 is the average of v_2^θ over 5 equally spaced values of θ from 0 to $4\pi/5$, and the statistical uncertainty of the final integral v_2 is about a factor of 2 smaller [30].

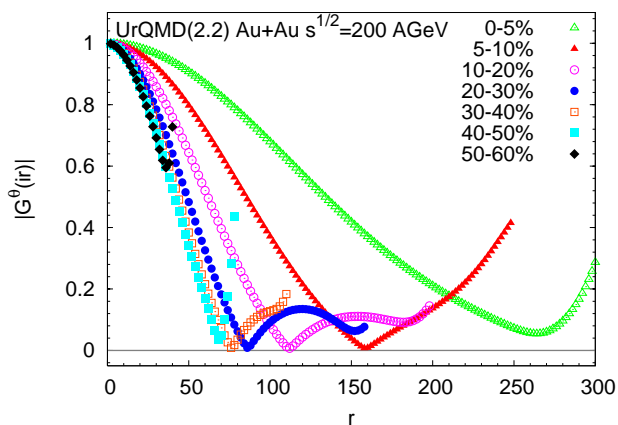


FIG. 1: (Color online) $|G^\theta(ir)|$ as a function of r for $\theta = 0$ at different centralities.

Fig. 2 shows the Lee-Yang zeroes results on the centrality dependence of the integral v_2 . For the integral v_2 analysis, all particles in the pseudorapidity region $|\eta| < 2.5$ are used and the number of particles from event to event fluctuates in each centrality bin. The centralities in our analysis are selected according to the same geometrical fractions of the total cross section (0-5%, 5-10%, 10-20%, 20-30%, 30-40%, 40-50%, 50-60%, 60-70%) as used by the STAR experiment [14]. Here, however, we use impact parameter cuts instead of multiplicity cuts. More than $1.3 \cdot 10^6$ minimum bias events are used in the integral v_2 analysis.

The v_2 values extracted from the Lee-Yang zeroes method with $1/M$ weight (solid circles) agrees with the exact v_2 (open triangles) very well for the semi-central bins (about 5-40%), as has been seen in Fig. 2. However, the Lee-Yang zeroes method does not work well for the most central (0-5%) and peripheral (>40%) bins in the present model study: the resolution parameter χ , which is related to the event-plane resolution [35], decides

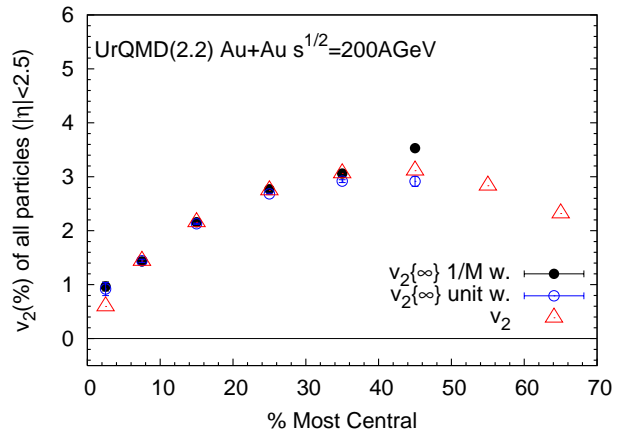


FIG. 2: (Color online) The UrQMD model results for integral v_2 values for Au+Au collisions at $\sqrt{s} = 200A$ GeV. Results from the Lee-Yang zeroes method ($v_2\{\infty\}$) with unit weight and $1/M$ weight are compared to the exact v_2 in different centrality bins. (see text for details.)

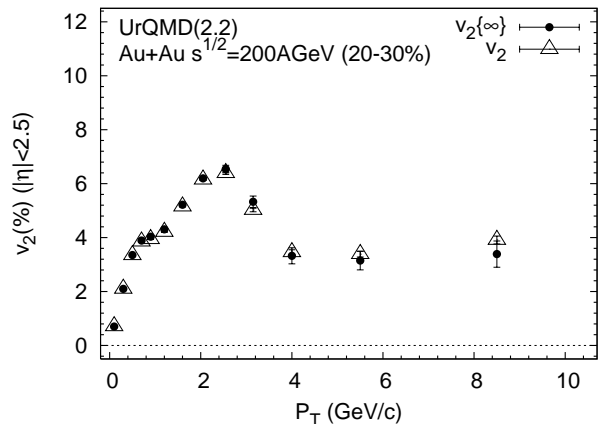


FIG. 3: The UrQMD model results for $v_2(p_T)$ in semi-central (20-30%) Au+Au collisions at $\sqrt{s} = 200A$ GeV. Results from the Lee-Yang zeroes method ($v_2\{\infty\}$) are compared to the exact v_2 .

whether the method can be applied or not [29, 30, 31]. If this parameter is too small, i.e., $\chi \leq 0.5$, the statistical error will be too large, and the method is inapplicable. χ is roughly given by $v_2\sqrt{M}$. Therefore, it will be smaller for the most central bin where v_2 is small, and for peripheral bins where M is small. For the feasibility test with the UrQMD model, χ is about 1 in the semi-central bin (20-30%), while it is close to 0.5 in the most central (0-5%) and peripheral bins (>40%). In fact, as is shown in Fig. 1, the first minimum of $|G^\theta(ir)|$ is not compatible with a zero for most central (0-5%) and peripheral (>40%) bins. Therefore, the Lee-Yang zeroes method can not be used in most central (0-5%) and peripheral (>40%) bins from the UrQMD model.

We have also tried the Lee-Yang zeroes method with unit weight. These results are shown as open circles in

Fig. 2. For the semi-central bins (10-40%), it slightly undershoots the exact v_2 , which indicates that the zeroes method with unit weight is not completely free from the effect of M fluctuations. However, the effect of M fluctuations is small. Experimentally, the centrality is usually selected according to the multiplicity M of the events. In this case, the M fluctuations will be narrower, and the effect of M fluctuations on the zeroes method will be weaker. The present Lee-Yang zeroes analysis based on the M selected centralities (not shown in this Letter) indeed tells that the integral v_2 values from the $1/M$ weight and unit weight agree well with each other and the M fluctuations have almost negligible effects.

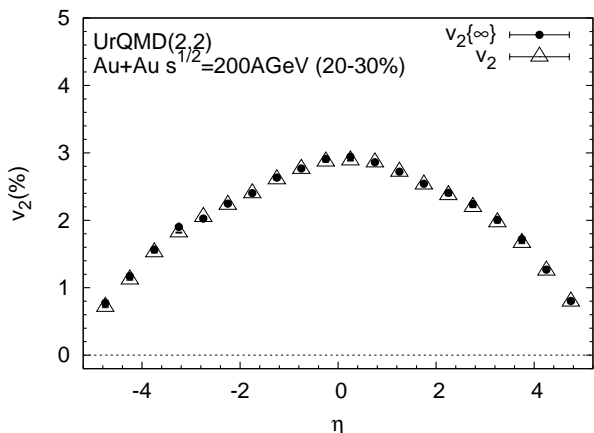


FIG. 4: The UrQMD model results for $v_2(\eta)$ in semi-central (20-30%) Au+Au collisions at $\sqrt{s} = 200A$ GeV. Results from the Lee-Yang zeroes method ($v_2\{\infty\}$) are compared to the exact v_2 .

After determining r_0^θ , the differential v_2 can be estimated from Eq. (9) in [31]. For the test of the differential flow, we use more than $6 \cdot 10^5$ semi-central events (with impact parameters from 6.7 to 8.3 fm, corresponding to about 20% to 30% of the total cross section). From the above results on the integral v_2 , we know that the Lee-Yang zeroes method reproduces the exact v_2 in this cen-

trality bin with better than 2% accuracy. However it is still necessary to see whether it reproduces the differential v_2 correctly. Especially at large transverse momenta (p_T), nonflow contributions are expected to be large. Fig. 3 and Fig. 4 shows the comparisons of the Lee-Yang zeroes results for $v_2(p_T)$ and $v_2(\eta)$ to the exact v_2 values. It is clear that the results from the Lee-Yang zeroes method agree with the exact v_2 values very well for the whole p_T - and η -range. This shows that the Lee-Yang zeroes method indeed reproduced exactly the genuine elliptic flow values for these centrality bins very well.

To summarize, we have applied the Lee-Yang zeroes method in the v_2 analysis of the UrQMD model at 200A GeV RHIC Au+Au collisions. Only for the semi-central bins (5-40%), is this method actually applicable. Both the integral and differential v_2 from the Lee-Yang zeroes method agree well with the exact values in these bins. The UrQMD model includes many of the nonflow correlations which are also seen in the real data. Hence, these good agreements show that the Lee-Yang zeroes method is not sensitive to the nonflow correlations and v_2 fluctuations for the semi-central bins and indeed gives the genuine elliptic flow there. It should be noted that the current UrQMD model underpredict the RHIC v_2 data by about 40%. Therefore, in the experiments at RHIC or LHC, the zeroes method will work over a somewhat broader range of centrality bins.

Acknowledgments

This work was triggered by a discussion with Dr. A. Poskanzer at LBL. The authors thank Drs. A. Poskanzer, J.-Y. Ollitrault and R. Snellings for stimulating discussions. We are grateful to the Center for the Scientific Computing (CSC) at Frankfurt for the computing resources. This work was supported by GSI and BMBF. X.Z. thanks the Frankfurt International Graduate School for Science (FIGSS) at the J. W. Goethe-Universität for financial support.

-
- [1] S. A. Bass, C. Hartnack, H. Stöcker and W. Greiner, Phys. Rev. Lett. **71**, 1144 (1993).
 - [2] C. Hartnack, J. Aichelin, H. Stöcker and W. Greiner, Mod. Phys. Lett. A **9**, 1151 (1994).
 - [3] S. A. Bass, C. Hartnack, H. Stöcker and W. Greiner, Phys. Rev. C **51**, 3343 (1995)
 - [4] H. Sorge, Phys. Rev. Lett. **82**, 2048 (1999)
 - [5] S.-A. Voloshin and Y. Zhang, Z. Phys. C **70**, 665 (1996).
 - [6] J.-Y. Ollitrault, Phys. Rev. D **46**, 229 (1992).
 - [7] H. Stoecker and W. Greiner, Phys. Rept. **137**, 277 (1986).
 - [8] D. Teaney, J. Lauret and E.V. Shuryak, nucl-th/0110037.
 - [9] P.F. Kolb, P. Huovinen, U.W. Heinz and H. Heiselberg, Phys. Lett. **B500**, 232 (2001); P. Huovinen, P.F. Kolb, U.W. Heinz, P.V. Ruuskanen and S.A. Voloshin, Phys. Lett. **B503**, 58 (2001).
 - [10] M. Bleicher and H. Stoecker, Phys. Lett. B **526**, 309 (2002)
 - [11] M. Gyulassy, I. Vitev and X.-N. Wang, Phys. Rev. Lett. **86**, 2537 (2001).
 - [12] A.M. Poskanzer and S.A. Voloshin, Phys. Rev. C **58**, 1671 (1998).
 - [13] J. Molitoris and H. Stoecker, Phys. Lett. **162B**, 47 (1985).
 - [14] J. Adams *et al.* (STAR Collaboration), Phys. Rev. C **72**, 014904 (2005).
 - [15] C. Adler *et al.* (STAR Collaboration), Phys. Rev. C **66**, 034904 (2002).
 - [16] N. Borghini, P. M. Dinh and J. Y. Ollitrault, Phys. Rev.

- C **62**, 034902 (2000).
- [17] Y. V. Kovchegov and K. L. Tuchin, Nucl. Phys. A **708**, 413 (2002).
- [18] P. M. Dinh, N. Borghini and J. Y. Ollitrault, Phys. Lett. B **477**, 51 (2000).
- [19] N. Borghini, P.M. Dinh and J.-Y. Ollitrault, Phys. Rev. C **63**, 054906 (2001); N. Borghini, P.M. Dinh and J.-Y. Ollitrault, Phys. Rev. C **64**, 054901 (2001); N. Borghini, P.M. Dinh and J.-Y. Ollitrault, nucl-ex/0110016.
- [20] J. Adams *et al.* (STAR Collaboration), Phys. Rev. Lett. **93**, 252301 (2004).
- [21] J. Adams *et al.* [STAR Collaboration], Phys. Rev. Lett. **92**, 062301 (2004).
- [22] A. H. Tang [STAR Collaboration], J. Phys. G **30**, S1235 (2004).
- [23] S.A. Voloshin, Nucl. Phys. A. **715**, 379 (2003).
- [24] S.S. Adler *et al.* (PHENIX Collaboration), Phys. Rev. Lett **94**, 232302 (2005).
- [25] C. Alt *et al.*, (NA49 Collaboration), Phys. Rev. C **68**, 034903 (2003)
- [26] N. Bastid *et al.* [FOPI Collaboration], Phys. Rev. C **72**, 011901 (2005).
- [27] X. Zhu, M. Bleicher and H. Stöcker, Phys. Rev. C. **72**, 064911 (2005).
- [28] M. Miller and R. Snellings, nucl-ex/0312008.
- [29] R. S. Bhalerao, N. Borghini and J. Y. Ollitrault, Phys. Lett. B **580**, 157 (2004).
- [30] R. S. Bhalerao, N. Borghini and J. Y. Ollitrault, Nucl. Phys. A **727**, 373 (2003).
- [31] N. Borghini, R. S. Bhalerao and J. Y. Ollitrault, J. Phys. G **30**, S1213 (2004).
- [32] S.A. Bass *et al.*, Prog. Part. Nucl. Phys. **41**, 225 (1998); M. Bleicher *et al.*, J. Phys. G: Nucl. Part. Phys. **25**, 1859 (1999).
- [33] E.L. Bratkovskaya *et al.*, Phys. Rev. C **69**, 054907 (2004).
- [34] S. Mrowczynski, hep-ph/0506179.
- [35] J. Y. Ollitrault, Nucl. Phys. A **638**, 195 (1998).
- [36] The source of v_2 fluctuations still deserves further investigation, see for example [34]