



## Taxonomic Papers

# *Harmonia manillana* (Mulsant), a new addition to Indian Coccinellidae, with changes in synonymy

J. Poorani<sup>‡</sup>, Roger G Booth<sup>§</sup><sup>‡</sup> ICAR-National Research Centre for Banana, Thogamalai Road, Thayanur Post, Trichy, India<sup>§</sup> The Natural History Museum, Cromwell Road, SW7 5BD, London, United KingdomCorresponding author: J. Poorani ([pooranj@gmail.com](mailto:pooranj@gmail.com))

Academic editor: David Bilton

Received: 04 Feb 2016 | Accepted: 21 Mar 2016 | Published: 25 Mar 2016

Citation: Poorani J, Booth R (2016) *Harmonia manillana* (Mulsant), a new addition to Indian Coccinellidae, with changes in synonymy. Biodiversity Data Journal 4: e8030. doi: [10.3897/BDJ.4.e8030](https://doi.org/10.3897/BDJ.4.e8030)

## Abstract

## Background

*Harmonia dunlopi* (Crotch), a rare lady beetle species, was originally described from 'India' by Crotch (1874). But information on subsequent sightings of this species is absent and it has not been reported by anyone from India and its neighbouring countries ever since its original description. Because of this, Indian records of *H. dunlopi* were suspected to be probably misidentifications of *H. dimidiata* (F.), a species common in northern and northeastern India and also widely distributed in the Oriental region.

## New information

A single male specimen of a species collected in recent surveys from Arunachal Pradesh, India, was suspected to be *H. dunlopi*. Comparison of this specimen with the collections at the Natural History Museum, London, confirmed that it belonged to *Harmonia manillana* (Mulsant), hitherto known from Malaysia, Indonesia and the Philippines. *Harmonia manillana* is a highly polymorphic species with many synonyms and based on examination of the type material, the following nomenclatural changes are proposed. *Harmonia dunlopi* was found to be only a color variant of *H. manillana* and hence it is reduced to a junior

synonym of *H. manillana* (**syn. nov.**). *Harmonia decussata* (Crotch 1874) is removed from synonymy with *H. manillana* and reinstated as a valid species (**stat. rev.**) and *H. flavomarginata* Bielawski 1968 is a new junior synonym of *H. decussata* (**syn. nov.**). This is the first record of *H. manillana* for India and South Asia. The male genitalia of *H. manillana* are illustrated and compared with those of *H. dimidiata*, the more common Indian species, to facilitate its recognition.

## Keywords

*Harmonia manillana*, *Harmonia dunlopi*, new synonymy, Coleoptera, Coccinellidae

## Introduction

*Harmonia dunlopi* (Crotch 1874) was originally described as *Leis dunlopi* Crotch with "India" as the type locality. It has not been seen in any major Indian collections at the Zoological Survey of India, Kolkata, and the National Pusa Collection at the Indian Agricultural Research Institute, New Delhi. Its name has not been mentioned by any workers from India ever since the original publication. Poorani (2002) included it in her checklist of the Indian fauna of Coccinellidae and indicated that Indian records of *H. dunlopi* could be probably misidentifications of *Harmonia dimidiata* (Fabricius 1781) as suggested by the second author.

During recent surveys in Arunachal Pradesh, northeastern India, a single male specimen of a species thought to be *H. dunlopi* was collected and examined along with several specimens of *H. dimidiata*. This specimen was found to match Malaysian specimens of *H. manillana* (Mulsant) in the collections of the Natural History Museum, London. The male genitalia of the Indian specimen were also found to be identical to those of *H. manillana* illustrated by Bielawski (1962). This is the first record of *H. manillana* for South Asia.

lablokoff-Khznorian (1982) listed many synonyms of *H. manillana*, which were also followed by Gordon (1987) and Coutanceau (2008). *Harmonia manillana* is externally quite variable and examination of the type material of these species in the Crotch Collections at Cambridge and the Natural History Museum, London, by RGB indicates there is a need to revisit and change some of these synonymies. The following changes and new synonymies are proposed here: *Harmonia decussata* Crotch (1874) is a valid species and is removed from synonymy with *H. manillana* (**stat. rev.**) and *Harmonia flavomarginata* Bielawski (1968) is a new junior synonym of *H. decussata* (**syn. nov.**). *Harmonia dunlopi* is considered by us as a mere color variant of *H. manillana* and synonymized with *H. manillana* here (**syn. nov.**). A brief diagnostic description is given for *H. manillana* based on the sole Indian specimen examined and the male genitalia of both *H. manillana* and *H. dimidiata* are illustrated to facilitate their identification in the event of any subsequent collection.

## Materials and methods

The specimen examined was part of the collections made in Pasighat and nearby places in the north eastern Indian state of Arunachal Pradesh, in November 2014 and it is deposited in the reference collections of the National Bureau of Agricultural Insect Resources, Bangalore. Photographs of the habitus and the male genitalia were taken using a Leica M205A Stereo microscope. Composite images were generated from image stacks using the software Combine ZP and touched up in Photoshop Elements 11.

The following acronyms are used for the repositories mentioned in this paper:

BMNH - Natural History Museum, London:

MNHUB - Museum für Naturkunde der Humboldt Universität, Berlin

UCCC - University of Cambridge Crotch Collections, Cambridge

## Taxon treatment

### *Harmonia manillana* (Mulsant, 1866)

#### Nomenclature

*Caria manillana* Mulsant 1866: 170 (Type locality: 'Manilla', Philippines; Lectotype, UCCC).-Bielawski 1962: 197.-Gordon 1987: 14 (lectotype designation).

*Leis atrocincta* Mulsant 1866: 175 (Type locality: 'Manilla', MNHUB).-Crotch 1874: 120 (as var. *atrocincta*).-Coutanceau 2008: 7.

*Neda paulinae* Mulsant 1866: 203 (Type material: ?MNHUB).-Crotch 1874: 120 (as *Caria paulinae*).-Bielawski 1962: 197.-Iablokoff-Khnzorian 1982: 486.-Gordon 1987: 14.-Coutanceau 2008: 7.

*Leis dunlopi* Crotch 1874: 121 (Type locality: "India"; Lectotype, UCCC).-Iablokoff-Khnzorian 1982: 486.-Gordon 1987: 14 (lectotype designation).-Coutanceau 2008: 7.

#### **New Synonym.**

*Leis cerasicolor* Crotch 1874: 121 (Holotype, UCCC).-Iablokoff-Khnzorian 1982: 486.-Gordon 1987: 14.-Coutanceau 2008: 7.

*Leis aterrima* Crotch 1874: 121 (Holotype, UCCC).-Iablokoff-Khnzorian 1982: 486.-Gordon 1987: 14.-Coutanceau 2008: 7.

*Leis papuensis* Crotch 1874: 121 (Lectotype, UCCC).-Iablokoff-Khnzorian 1982: 486.-Gordon 1987: 14 (lectotype designation).-Coutanceau 2008: 7.

*Leis papuensis* var. *suffusa* Crotch 1874: 121 (Lectotype, UCCC).-Korschefsky 1932: 275.-Gordon 1987: 14 (lectotype designation). **Syn. nov.**

### Material

- a. scientificName: *Harmonia manillana* (Mulsant); taxonomicStatus: accepted; kingdom: Animalia; phylum: Arthropoda; class: Insecta; order: Coleoptera; family: Coccinellidae; continent: Asia; country: India; stateProvince: Arunachal Pradesh; municipality: Pasighat; locality: Pasighat College of Horticulture & Forestry; verbatimLocality: College of Horticulture & Forestry; samplingProtocol: Yellow pan trap; eventDate: 2014-11-11/17; year: 2014; month: November; individualCount: 1; sex: Male; lifeStage: Adult; preparations: Male genitalia; identifiedBy: J Poorani; institutionID: ICAR-NBAIR; institutionCode: NBAIR

### Description

Length: 6.5 mm. Form (Fig. 1a) hemispherical, strongly convex, dorsum glabrous except head with silvery white hairs around clypeal margin. Dorsal side bright reddish-testaceous, pronotum with a median black macula on posterior margin above scutellum, elytra with 11 black spots, spots on each elytron arranged in a 1-2-2-1/2 pattern, one below anterior margin, two transverse spots arranged just above midline (one lateral and one discal), the second pair positioned around apical third and smaller than the first pair of spots, the last spot sutural and reaching apex; ventral side reddish testaceous except metaventrite medially blackish. Abdominal postcoxal line (Fig. 1b) incomplete with a semi-circular associate line, ventrite 5 apically shallowly emarginate, ventrite 6 slightly more deeply emarginate. Male genitalia (Fig. 1c, d, e, f) with penis guide of tegmen in ventral view (Fig. 1d) basally broadest, progressively narrowed towards a tubularly produced apex, shorter than parameres; parameres with lateral and inner margins covered with dense pubescence. Penis (Fig. 1e, f) with a prominent, stout capsule, penis apex (Fig. 1f) as illustrated. (This description is based on the single specimen examined from India.)

### Diagnosis

*Harmonia manillana* is externally highly variable and Bielawski (1962) described the nominate form in detail and illustrated the male and female genitalia. In the sole Indian male examined here and the specimens of *H. manillana* from Malaysia at BMNH, on each elytron the spots are characteristically arranged in a 1-2-2-1/2 pattern and the pronotum has a larger median spot. The male genitalia in *H. manillana* are diagnostic. The male genitalia of the Indian specimen fully match the illustrations given by Bielawski (1962) and Iablokoff-Khnzorian (1982).

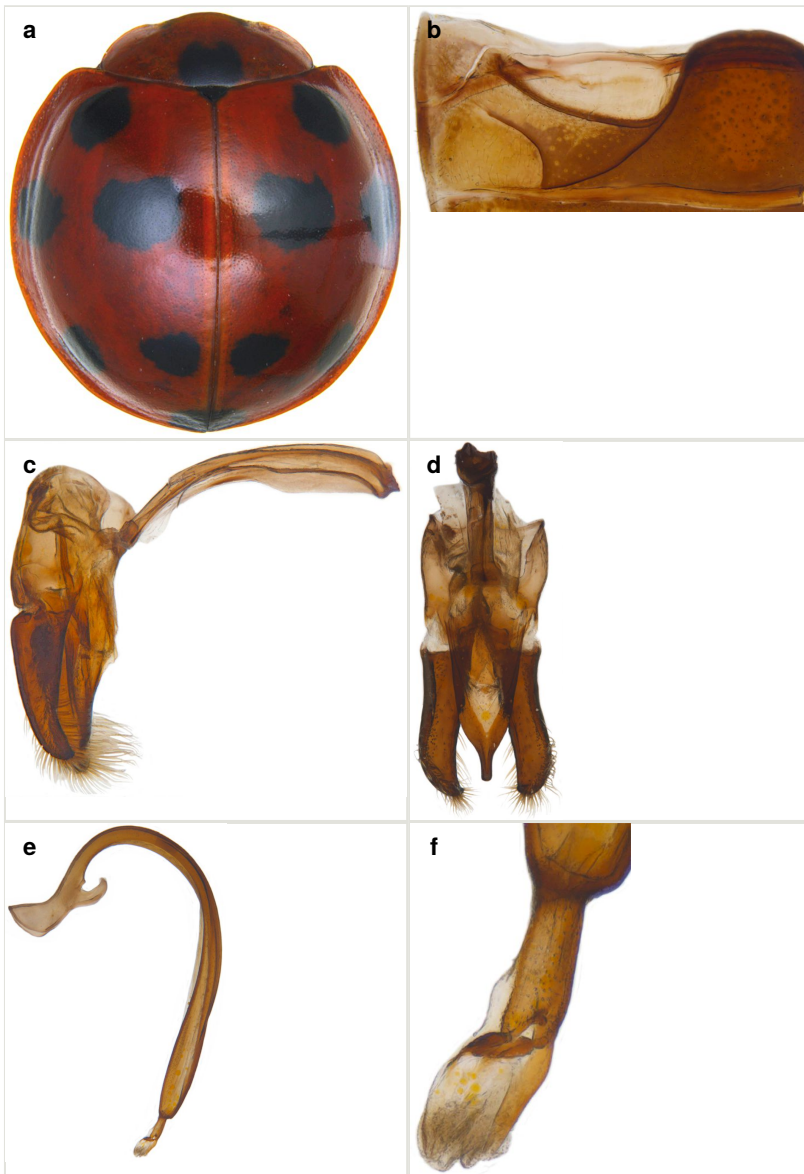


Figure 1.

*Harmonia manillana* (Mulsant)

**a:** Adult, dorsal habitus

**b:** Abdominal postcoxal line

**c:** Male genitalia: Tegmen, lateral view

**d:** Male genitalia: Tegmen, ventral view

**e:** Male genitalia: Penis

**f:** Male genitalia: Penis apex

The nominate form of *Harmonia dunlopi* is very similar to *H. dimidiata* and likely to be confused with it as observed by Bielawski (1962) and lablokoff-Khnzorian (1982). Crotch (1874) described *H. dunlopi* as having a 1-2-1-1 elytral pattern and observed that an additional sutural spot was present in some specimens. The lone Indian specimen appears to have this extra spot observed by Crotch. The illustration given by lablokoff-Khnzorian (1982) for *H. dunlopi* also shows a tiny extra spot next to suture in the third row, which corresponds to the Indian specimen. The only specimen of *H. dunlopi* examined by JP in the collections of the Zoological Survey of India, Kolkata, was collected in "Haruhasa Mt. Sambawa" (Indonesia) and identified by A.P. Kapur as *Leis dunlopi* var. nov. (compared with type) (Fig. 2). This specimen was much larger with smaller elytral spots compared to the present example. Further specimens of *H. manillana* from "Haruhasa, Mt. Sambawa" in BMNH were also determined by A.P. Kapur as *dunlopi* var. nov. and are from the same series as the specimen shown in Fig. 2.

*Harmonia dimidiata* (Fig. 3a) is orange-yellow to bright red with a pair of black spots on pronotum, often fused into a single marking with a median emargination and 13 black spots on elytra arranged in a 1-3-2-1/2 pattern. The pronotal spots and apical elytral spot are sometimes absent in some examples (Figs 3a, 4a, d). The elytral color pattern is variable with the spots enlarged (Fig. 4c) or posterior two-thirds of elytra black and anterior portion yellowish, with the humeral black spots present (Fig. 4d) or absent. The abdominal postcoxal lines are incomplete with an associate line as in *H. manillana*. The metaventricle in the Indian specimen of *H. manillana* is almost black, whereas in *H. dimidiata*, the ventral side is reddish testaceous. The male genitalia (Fig. 3b) in *H. dimidiata* are superficially similar to those of *H. manillana*, but the penis guide is distinctly more elongate and narrower than that in *H. manillana* with a rounded apical projection and the penis capsule is elongate with a much longer and narrower outer arm. The parameres in *H. manillana* are stouter and shorter and rather abruptly narrowed in the apical third whereas in *H. dimidiata*, parameres are more or less uniformly wide throughout and apically truncate. The spermatheca and the infundibulum in *H. dimidiata* are illustrated in Fig. 3b. The spermatheca of *H. manillana* illustrated by Bielawski (1962) and lablokoff-Khnzorian (1982) appears to be different from that of *H. dimidiata* and clearly shows a basal constricted projection of the cornu though the infundibulum appears to be similar in both species. *Harmonia dimidiata* is widely distributed in north, northwestern and northeastern India and several other South and southeast Asian countries in the Oriental region.




Figure 2.

*Harmonia dunlopi* (specimen examined at ZSI, Kolkata)

a: Adult, lateral view

b: Adult, dorsal view




Figure 3.

*Harmonia dimidiata* (F.)

a: Adult, dorsal view

b: Genitalia





Figure 4.

*Harmonia dimidiata*: variants

- a: Without pronotal spots
- b: With macula on pronotum
- c: With enlarged spots
- d: Without pronotal and elytral spots

### Distribution

India: Arunachal Pradesh (**new record**); Philippines; Malaysia; Indonesia (Iablokoff-Khnzorian 1982; Coutanceau 2008).

### Conservation

*Harmonia manillana* appears to be extremely rare in India. Discovery of *H. manillana* from India is important as it could be taken as a confirmation of the type locality of *H.*



*dunlopi* (synonymized here with the former). This is the first record of *H. manillana* from mainland India and its absence in Indian and international collections is an indication that it is probably a very rare species and it probably needs to be listed as such in Indian faunal lists. It is worth noting that this was the only specimen collected along with several specimens of *H. dimidiata* from the same locality.

### Taxon discussion

Two species, *Harmonia decussata* (Crotch 1874: 161) and *H. flavomarginata* Bielawski (1968), are wrongly synonymized with *H. manillana* by lablokoff-Khnzorian (1982), and are valid names. Coutanceau (2008) appears to have followed lablokoff-Khnzorian in his checklist of world species of *Harmonia*, where both are listed as synonyms of *H. manillana*. Crotch (1874) described *Callineda decussata* from various localities and the syntype series in UCCC and BMNH is very mixed, but none is *H. manillana*. The lectotype of *C. decussata*, designated by Gordon (1987), is here confirmed as a valid species, *Harmonia decussata* (Crotch, 1874) (**stat. rev.**). This lectotype was examined by RGB in 1989 and found to represent the same species that Bielawski (1968) described as *Harmonia flavomarginata* (**syn. nov.**). This also appears to be the same species that Chazeau (1989) described as *Harmonia incognita*, but a formal synonymy of the latter must await further study.

Crotch (1874) listed *Leis suffusa* as a variety of *L. papuensis* (now a synonym of *H. manillana*) and Korschefsky (1932) listed it as an aberration of *papuensis* in his catalogue. Gordon (1987) designated a lectotype for *L. suffusa* and mentioned that it appeared to be a synonym of *H. manillana* though it was not formally designated so by lablokoff-Khnzorian (1982). We formally synonymize *L. suffusa* with *H. manillana* here (**syn. nov.**).

lablokoff-Khnzorian (1982) described both *H. manillana* and *H. dunlopi* with rather inadequate / poor illustrations. He illustrated the adult and the female genitalia of *H. dunlopi* and indicated that it could be probably synonymous with *H. dimidiata*. He also mentioned that the specimen he examined from the Crotch Collection at the University of Cambridge (UCCC) was a holotype. However, Crotch (1874) clearly mentioned about additional specimens. Gordon (1987) also noted this when he designated a lectotype from Crotch's material at UCCC.

Crotch's original description of *Leis dunlopi* listed material from India (Dublin, B.M.). Gordon (1987) noted the locality datum on the Lectotype as India. However, the specimen in BMNH, a paralectotype, bearing Crotch's name label in his own handwriting "Dunlopi ns" is from the Philippines and not India, and this specimen has the color pattern as shown in Fig. 1a. Crotch's Lectotype was examined by RGB in 1988/89 and the paralectotype was examined again during the preparation of this paper, enabling the synonymy of *H. dunlopi* with *H. manillana* to be confirmed.

## Acknowledgements

This work was carried out under the Network Project on Insect Biosystematics funded by the Indian Council of Agricultural Research, New Delhi.

## Author contributions

J. Poorani - Collection, identification, imaging, manuscript preparation

R.G. Booth - Confirmation of identity, examination of types, manuscript preparation

## References

- Bielawski R (1962) Materialien zur Kenntnis der Coccinellidae (Coleoptera). III. Annales Zoologici 20: 193-205. [In German].
- Bielawski R (1968) Coleoptera from Southeast Asia arranged by M. Chûjô (VII). Coccinellid-beetle from E. Nepal, Thailand, Cambodia, Viet-Nam, S. Korea and Is. Ambon, with descriptions of 4 new species and 33 figures. Transactions of the Shikoku Entomological Society 9: 119-128.
- Chazeau J (1989) Compléments aux Coccinellini de Nouvelle-Guinée (Coleoptera, Coccinellidae). Revue Française d'Entomologie (Nouvelle Série) 11: 157-168. [In French].
- Coutanceau J (2008) Le genre *Harmonia* (Mulsant, 1846) (Coleoptera Coccinellidae). *Harmonia* 1: 4-16. [In French].
- Crotch GR (1874) A revision of the coleopterous family Coccinellidae. E.W. Janson, London, 311 pp. DOI: [10.5962/bhl.title.8975](https://doi.org/10.5962/bhl.title.8975)
- Fabricius JC (1781) Species Insectorum. 1. Bohnius, Kilonii, 522 pp.
- Gordon RD (1987) A catalogue of the Crotch Collection of Coccinellidae (Coleoptera). Occasional Papers on Systematic Entomology 3: 1-46.
- Iablokoff-Khinzorian SM (1982) Les Coccinelles, Coléoptères - Coccinellidae. Tribu Coccinellini des Régions Paléarctique et Orientale. Boubée, Paris, 568 pp. [In French].
- Korschefsky R (1932) Coleopterorum Catalogus. Pars 120. Coccinellidae II. W. Junk, Berlin, 435 pp.
- Mulsant E (1866) Monographie des Coccinellides. Mém. L'Acad. Imp. Lyon, Cl. Sci., LMém. L'Acad. Imp. Lyon 15: 1-112. [In French].
- Poorani J (2002) An annotated checklist of the Coccinellidae (Coleoptera) (excluding Epilachninae) of the Indian subregion. Oriental Insects 36 (1): 307-383. DOI: [10.1080/0305316.2002.10417335](https://doi.org/10.1080/0305316.2002.10417335)