

April 1992

The Assassin Bugs of Michigan (Heteroptera: Reduviidae)

J. E. McPherson
Southern Illinois University

Follow this and additional works at: <https://scholar.valpo.edu/tgle>



Part of the [Entomology Commons](#)

Recommended Citation

McPherson, J. E. 1992. "The Assassin Bugs of Michigan (Heteroptera: Reduviidae)," *The Great Lakes Entomologist*, vol 25 (1)

Available at: <https://scholar.valpo.edu/tgle/vol25/iss1/4>

This Peer-Review Article is brought to you for free and open access by the Department of Biology at ValpoScholar. It has been accepted for inclusion in *The Great Lakes Entomologist* by an authorized administrator of ValpoScholar. For more information, please contact a ValpoScholar staff member at scholar@valpo.edu.

THE ASSASSIN BUGS OF MICHIGAN
(HETEROPTERA:REDUVIIDAE)J. E. McPherson¹

ABSTRACT

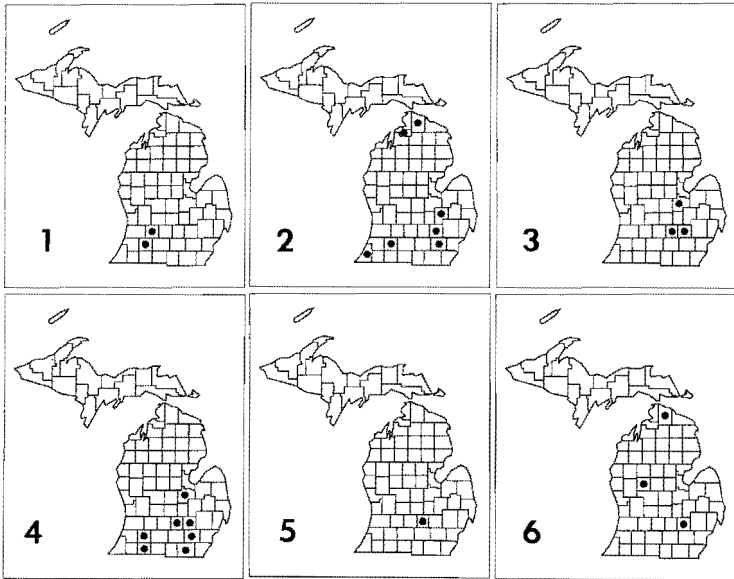
Assassin bugs collected in Michigan and housed in the University of Michigan Museum of Zoology and the Michigan State University Entomology Museum were used to compile a list of the state's species and subspecies. A total of 27 was found; an additional species, *Empicoris parshleyi*, was represented by a single specimen housed in the American Museum of Natural History. Eighteen of the 28 taxa represented new records for the state.

The Reduviidae, or assassin bugs, of America north of Mexico have received little attention from heteropterists in recent years, which seems surprising because of their predaceous habits and, therefore, possible use in biological control. Work in the latter part of the nineteenth century and early years of the twentieth century consisted almost entirely of annotated lists and, occasionally, keys (e. g., Parshley 1914, 1917, 1922; Torre-Bueno 1923). Much of this work was summarized by Blatchley (1926) and Read (1927) whose monographs also included original observations on biology. Subsequent to their works, information on these insects has consisted primarily of a few life history studies of individual species (e.g., Brown and Lollis 1963, DeCoursey 1963, Swadener and Yonke 1973a, b, c, 1975), a limited number of revisionary studies that have included North American species (e.g., Barber, 1929-1930; Coscaron 1983; Elkins 1954; Giacchi 1969, 1984; Hart 1986; Lent and Wygodzinsky 1979; Willemse 1985; Wygodzinsky 1966; Wygodzinsky and Usinger 1964), some state lists (e.g., Brimley 1938, North Carolina; Froeschner 1944, Missouri; Elkins 1951, Texas; Drew and Schaefer 1963, Oklahoma) and a few lists for even smaller geographical areas (e.g., McPherson and Weber 1981, 1990; Werner and Butler 1957; Whitcomb and Bell 1964). Slater and Baranowski (1978) included range distributions of several species in their generalized account of the family, but their work was not meant to be comprehensive.

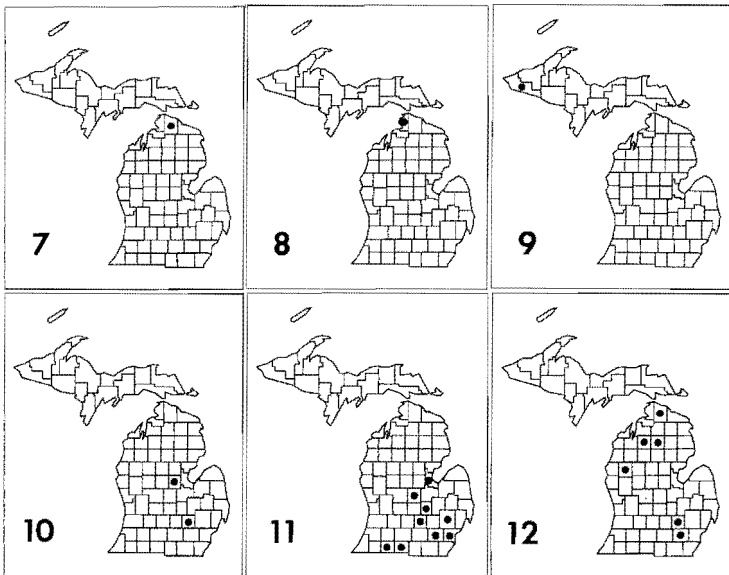
Froeschner (1988) summarized the known distributions of all reduviids occurring in America north of Mexico but because so few faunal lists had been published, his information was far from complete. Particularly lacking were records from the northcentral region. Therefore, records from this part of the country are needed for a better understanding of the ranges of these insects.

During May-June, 1990 and 1991, I had the opportunity to visit the collections of the University of Michigan Museum of Zoology, Ann Arbor, and the Michigan State University Entomology Museum, East Lansing. Both collections had several species and subspecies represented by Michigan specimens.

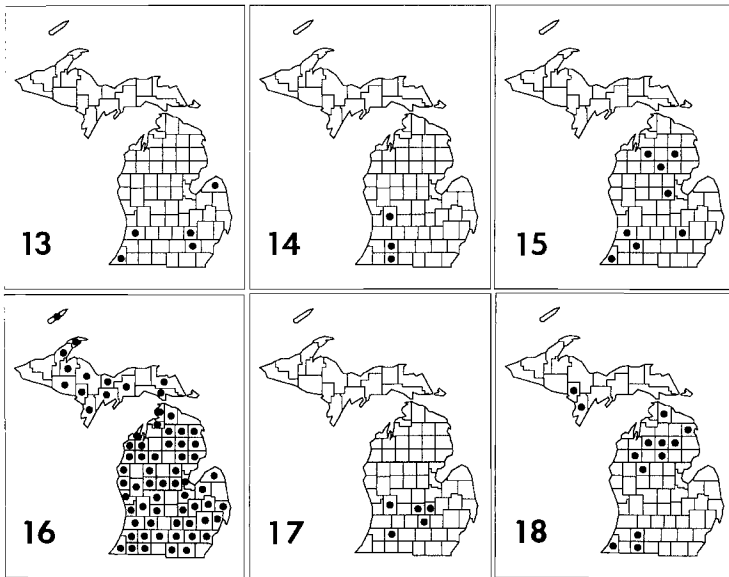
¹Department of Zoology, Southern Illinois University, Carbondale, IL 62901.



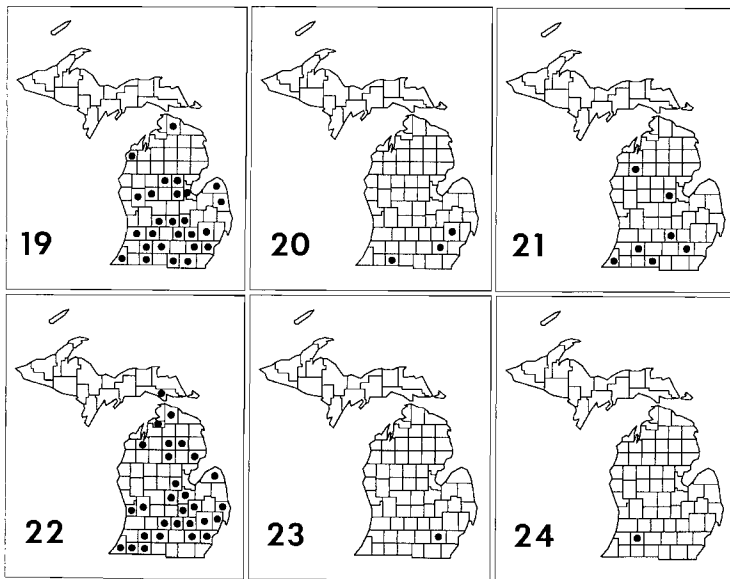
Figures 1-6. State distributions of six Michigan reduviid species and subspecies. 1, *Apiomerus crassipes crassipes*; 2, *Barce fraterna*; 3, *Barce uhleri*; 4, *Emesaya brevipennis brevipennis*; 5, *Empicoris culiciformis*; 6, *Empicoris errabundus*.



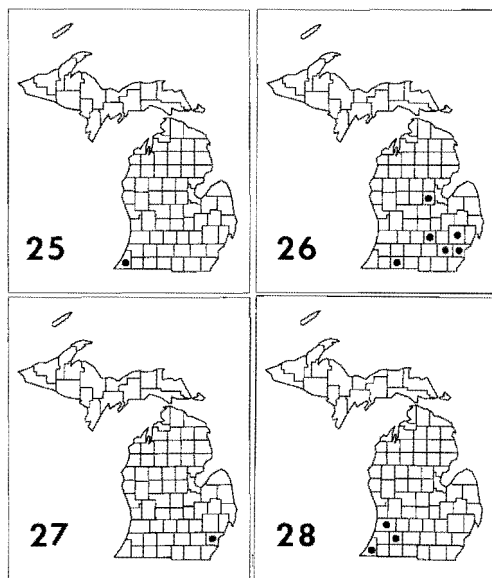
Figures 7-12. State distributions of six Michigan reduviid species. 7, *Empicoris orthoneuron*; 8, *Empicoris parshleyi*; 9, *Empicoris pilosus*; 10, *Empicoris winnemana*; 11, *Acholla multispinosa*; 12, *Fitchia aptera*.



Figures 13-18. State distributions of six Michigan reduviid species and subspecies. 13, *Fitchia spinosula*; 14, *Pselliopus cinctus*; 15, *Rhynocoris ventralis ventralis*; 16, *Sinea diadema*; 17, *Sinea spinipes*; 18, *Zelus tetracanthus*.



Figures 19-24. State distributions of six Michigan reduviid species and subspecies. 19, *Zelus luridus*; 20, *Melanolestes picipes*; 21, *Sirthenia stria carinata*; 22, *Reduvius personatus*; 23, *Oncerotrachelus acuminatus*; 24, *Narvesus carolinensis*.



Figures 25-28. State distributions of four Michigan reduviid species. 25, *Pnirontis modesta*; 26, *Pygolampis pectoralis*; 27, *Pygolampis sericea*; 28, *Stenopoda spinulosa*.

A list of these taxa is presented here. This list should be viewed only as preliminary because, based on these collections, the Upper Peninsula has been poorly collected.

RESULTS AND DISCUSSION

A total of 27 Michigan species and subspecies was represented in the collections; an additional species, *Empicoris parshleyi* (Bergroth), was not represented but a Michigan specimen was found in material housed in the American Museum of Natural History, New York. Only 10 of these were listed from Michigan by Froeschner (1988) (Table 1). Of the 18 records, only four (i.e., *Empicoris culiciformis* [De Geer]; *E. winnemana* McAtee and Malloch, see McPherson 1991a; *E. orthoneuron* McAtee and Malloch, see McPherson 1991b; and *Fitchia spinosula* Stål) represented records new to the Great Lakes region; the remaining 14 had previously been found in adjacent states by earlier collectors (Froeschner 1988). A list of these taxa, and reference to the state distribution map for each species, are given in Table 1. Also included are the numbers of adult specimens examined, the range of their collection dates, and whether any specimens were collected at light (light records include specimens collected from Michigan and elsewhere).

Seven of the 10 North American subfamilies were represented in Michigan, the exceptions being Ectrichodiinae, Microtominae, and Triatominae. These three subfamilies are represented in Illinois by, respectively, *Rhiginia cruciata* (Say), (Froeschner 1988; unpublished data), *Microtomus purcis* (Drury) (unpublished data), and *Triatoma sanguisuga* (Leconte) (Froeschner 1988;

Table 1. — List of the Reduviidae of Michigan.

Taxon and Dist. Map Fig. No.	No. Examined	Dates of Adult Collection
SUBFAMILY APIOMERINAE		
<i>Apiomerus crassipes crassipes</i> (Fabricius) (Fig. 1)*	7	23 June-16 July
SUBFAMILY EMESINAE		
Tribe Metapterini		
<i>Barce fraternus</i> Say ^a (Fig. 2)*	13	30 June-28 Oct.
<i>Barce uhleri</i> Banks (Fig. 3)*	15	12 April-8 Nov.
<i>Emesaya brevipennis brevipennis</i> (Say) (Fig. 4)*	37	7 Aug.-20 Oct.
Tribe Ploariolini		
<i>Empicoris culiciformis</i> (De Geer) (Fig. 5)*	1	7 Aug.
<i>Empicoris errabundus</i> (Say) ^{a,b} (Fig. 6)	3	22 June-15 July
<i>Empicoris orthoneuron</i> McAtee and Malloch (Fig. 7)*	2	28 June-2 July
<i>Empicoris parshleyi</i> (Bergroth) ^{b,c} (Fig. 8)	1	10 July
<i>Empicoris pilosus</i> (Fieber) ^b (Fig. 9)	1	20 July
<i>Empicoris winnemana</i> McAtee and Malloch (Fig. 10)*	3	18 March-15 Oct.
SUBFAMILY HARPACTORINAE		
<i>Acholla multispinosa</i> (De Geer) ^b (Fig. 11)	25	4 July-16 Sept.
<i>Atrachelus cinereus cinereus</i> (Fabricius) ^d	—	—
<i>Fitchia aptera</i> Stål (Fig. 12)*	8	7 Jan.-7 July
<i>Fitchia spinosula</i> Stål ^a (Fig. 13)*	9	28 April-10 Oct.
<i>Pselliopus cinctus</i> (Fabricius) ^b (Fig. 14)	6	30 April-8 Sept.
<i>Pselliopus latifasciatus</i> Barber ^d	—	—
<i>Rhynocoris ventralis ventralis</i> (Say) (Fig. 15)*	11	28 May-19 Aug.
<i>Sinea diadema</i> (Fabricius) ^b (Fig. 16)	429	26 May-16 Oct.
<i>Sinea spinipes</i> (Herrich-Schaeffer) (Fig. 17)*	11	8 Aug.-20 Sept.
<i>Zelus (Pindus) tetracanthus</i> Stål ^b (Fig. 18)	28	2 June-19 Aug.
<i>Zelus (Zelus) luridus</i> Stål ^b (Fig. 19)	121	20 May-20 Aug.
SUBFAMILY PEIRATINAE		
<i>Melanolestes picipes</i> (Herrich-Schaeffer) ^{a,e} (Fig. 20)*	5	10 May-21 Oct.
<i>Sirthenia stria carinata</i> (Fabricius) ^{a,b} (Fig. 21)	38	27 June-12 Sept.
SUBFAMILY REDUVIINAE		
<i>Reduvius personatus</i> (L.) ^{a,b} (Fig. 22)	178	11 May-20 Sept.
SUBFAMILY SAICINAE		
<i>Oncerothelus acuminatus</i> (Say) ^a (Fig. 23)*	1	4 May
SUBFAMILY STENOPODAINAE		
<i>Narvesus carolinensis</i> Stål ^a (Fig. 24)*	1	25 July
<i>Pnirontis modesta</i> Banks ^a (Fig. 25)*	1	25 July
<i>Pygolampis pectoralis</i> (Say) ^a (Fig. 26)*	8	2 May-13 Sept.
<i>Pygolampis sericea</i> Stål ^a (Fig. 27)*	1	22 May
<i>Stenopoda spinulosa</i> Giacchi ^a (Fig. 28)*	5	28 June(?) Aug.

*Michigan state record.

^aSome specimens examined, not necessarily from Michigan, collected at light.^bListed from Michigan by Froeschner (1988).^cHoused in American Museum of Natural History.^dListed from Michigan by Froeschner 1988 catalog but no specimens from state found during present study.^eIncludes *M. abdominalis* (Herrich-Schaeffer), which is only a color variant; see McPherson et al. (1991).

unpublished data). Of these, my records indicate that only *T. sanguisuga* occurs north of the southern third of Illinois (one record from Du Page Co.) and, thus, is mostly likely to eventually be found in Michigan.

Of the seven Michigan subfamilies, the Emesinae and Harpactorinae were

particularly well represented with each containing 32.1% of the species present (Table 1).

ACKNOWLEDGMENTS

I thank M. F. O'Brien, Insect Division, University of Michigan Museum of Zoology; and F. W. Stehr and R. L. Fischer, Department of Entomology, Michigan State University; for permission to examine the collections in their respective institutions. I am also grateful to R. T. Schuh, Department of Entomology, American Museum of Natural History, NY, for allowing me to examine the Michigan specimen of *E. parshleyi*.

LITERATURE CITED

- Barber, H. G. 1929-1930. Essay on the subfamily Stenopodinae of the New World. Entomol. Amer. (N. S.) 10(3):149-192 + 1 plate (1929); 10(4):193-238 (1930).
- Blatchley, W. S. 1926. Heteroptera or true bugs of eastern North America with especial reference to the faunas of Indiana and Florida. Nature Pub. Co., Indianapolis. 1116 pp.
- Brimley, C. S. 1938. The insects of North Carolina being a list of the insects of North Carolina and their close relatives. North Carolina Dep. Agric. Div. Entomol. (Raleigh). 560 pp.
- Brown, H. P. and D. W. Lollis. 1963. Observations on the life history and behavior of the thread-legged bug *Emesaya b. brevipennis* (Say), (Hemiptera: Ploiariidae). Proc. Oklahoma Acad. Sci. 43:88-90.
- Coscaron, M. D. C. 1983. Revision del genero *Rasahus* (Insecta, Heteroptera, Reduviidae). Revista del Museo de La Plata 13 (N. S.):75-138.
- DeCoursey, R. M. 1963. The life history of *Fitchia aptera* Stål (Hemiptera-Heteroptera: Reduviidae). Bull. Brooklyn Entomol. Soc. 58:151-156.
- Drew, W. A. and K. Schaefer. 1963. The Reduvidae of Oklahoma (Hemiptera). Proc. Oklahoma Acad. Sci. 43:98-112.
- Elkins, J. C. 1951. The Reduviidae of Texas. Texas J. Sci. 3:407-412.
- Elkins, J. C. 1954. A synopsis of *Atrachelus* (Hemiptera, Reduviidae). Proc. Entomol. Soc. Washington 56:97-120.
- Froeschner, R. C. 1944. Contributions to a synopsis of the Hemiptera of Missouri, Pt. III. Lygaeidae, Pyrrhocoridae, Piesmididae, Tingididae, Enicocephalidae, Phymatidae, Ploiariidae, Reduviidae, Nabidae. Amer. Midland Natur. 31:638-683.
- Froeschner, R. C. 1988. Family Reduviidae Latreille, 1807. The assassin bugs, p. 616-651. In: T. J. Henry and R. C. Froeschner (eds.), Catalog of the Heteroptera, or true bugs, of Canada and the continental United States. E. J. Brill, New York. 958 pp.
- Giacchi, J. C. 1969. Revision del genero *Stenopoda* Laporte, 1833 (Hemiptera, Reduviidae, Stenopodinae). Physis 29:1-26.
- Giacchi, J. C. 1984. Revision de los Stenopodinos americanos. VI. Las especies americanas del genero *Oncocephalus* Klug, 1830 (Heteroptera-Reduviidae). Physis, Secc. C., 42(103):39-62.
- Hart, E. R. 1986. Genus *Zelus* Fabricius in the United States, Canada, and northern Mexico (Hemiptera: Reduviidae). Ann. Entomol. Soc. Amer. 79:535-548.
- Lent, H. and P. Wygodzinsky. 1979. Revision of the Triatominae (Hemiptera, Reduviidae), and their significance as vectors of Chagas' disease. Bull. Amer. Mus. Natur. Hist. 163 (3):123-520.
- McPherson, J. E. 1991a. Noteworthy range extensions of three emesine species (Heteroptera:Reduviidae). Great Lakes Entomol. 24:99-101.

- McPherson, J. E. 1991b. Range extensions of three emesine species in North America (Heteroptera:Reduviidae). *Great Lakes Entomol.* 24:263-264.
- McPherson, J. E., S. L. Keffer, and S. J. Taylor. 1991. Taxonomic status of *Melanolestes picipes* and *M. abdominalis* (Heteroptera:Reduviidae). *Florida Entomol.* 74:396-403.
- McPherson, J. E. and B. C. Weber. 1981. Seasonal flight patterns of Hemiptera in a North Carolina black walnut plantation. 3. Reduvidae. *Great Lakes Entomol.* 14:15-17.
- McPherson, J. E. and B. C. Weber. 1990. Seasonal flight patterns of Hemiptera (excluding Miridae) in a southern Illinois black walnut plantation. *Great Lakes Entomol.* 23:105-120.
- Parshley, H. M. 1914. List of the Hemiptera-Heteroptera of Maine. *Psyche* 21:139-149.
- Parshley, H. M. 1917. Fauna of New England. 14. List of the Hemiptera-Heteroptera. Occasional Papers Boston Soc. Natur. Hist. 7:1-125.
- Parshley, H. M. 1922. Report on a collection of Hemiptera-Heteroptera from South Dakota. *South Dakota State Coll. Tech. Bull.* 2:1-22.
- Radio, P. A. 1927. Studies on the biology of the Reduviidae of America north of Mexico. *Univ. Kansas Sci. Bull.* 17:5-291.
- Slater, J. A. and R. M. Baranowski. 1978. How to know the true bugs (Hemiptera-Heteroptera). Wm. C. Brown Co. Pub., Dubuque. 256 pp.
- Swadener, S. O. and T. R. Yonke. 1973a. Immature stages and biology of *Apiomerus crassipes* (Hemiptera: Reduviidae). *Ann. Entomol. Soc. Amer.* 66:188-196.
- Swadener, S. O. and T. R. Yonke. 1973b. Immature stages and biology of *Zelus socius* (Hemiptera: Reduviidae). *Can. Entomol.* 105:231-238.
- Swadener, S. O. and T. R. Yonke. 1973c. Immature stages and biology of *Sinea complexa* with notes on four additional reduviids (Hemiptera: Reduviidae). *J. Kansas Entomol. Soc.* 46:123-136.
- Swadener, S. O. and T. R. Yonke. 1975. Immature stages and biology of *Pselliopus cinctus* and *Pselliopus barberi* (Hemiptera: Reduviidae). *J. Kansas Entomol. Soc.* 48:477-492.
- Torre-Bueno, J. R. de la. 1923. Family Reduviidae, p. 677-692. *In*: W. E. Britton. Guide to the insects of Connecticut. Part IV. The Hemiptera or sucking insects of Connecticut. Connecticut State Geol. Natur. Hist Surv. Bull. 34:1-807.
- Werner, F. G. and G. D. Butler, Jr. 1957. The reduviids and nabids associated with Arizona crops. *Arizona Agric. Exp. Sta. Tech. Bull.* 133:1-12.
- Whitcomb, W. H. and K. Bell. 1964. Predaceous insects, spiders, and mites of Arkansas cotton fields. *Arkansas Agric. Exp. Sta. Bull.* 690:1-84.
- Willemsse, L. 1985. A taxonomic revision of the New World species of *Sirtheneta* (Heteroptera: Reduviidae: Peiratinae). *Zoologische Verhandelingen* 215:1-67.
- Wygodzinsky, P. W. 1966. A monograph of the Emesinae (Reduviidae, Hemiptera). *Bull. Amer. Mus. Natur. Hist.* 133:1-614.
- Wygodzinsky, P. W. and R. L. Usinger. 1964. The genus *Reduvius* Fabricius in western North America (Reduviidae, Hemiptera, Insecta). *Amer. Mus. Novitates* 2175:1-15.