

# State Injury Profile for Wyoming



## The CDC State Injury Profiles

Gathering and sharing reliable data about the broad range of public health problems is among the many ways the Centers for Disease Control and Prevention protect the safety and health of Americans.

Policy makers and health care workers need access to the best, most current data available so they can make informed decisions about where to allocate limited resources to prevent diseases and injuries. Yet, many people find statistics difficult to understand and interpret. This State Injury Profile offers an easier way to look at statistics. Through maps and graphs, the Profile clearly shows how this state compares with others in the nation and what injury problems are most pressing.

CDC's National Center for Injury Prevention and Control gathers data about a broad range of intentional and unintentional injuries or what many people call 'violence' and 'accidents.' Injuries affect everyone. Injury is the leading cause of death for all Americans ages one to 34, and injury remains one of the leading causes of death, no matter how long someone may live.

Maps and graphs in this State Injury Profile show this state's death rates from in falls, poisoning, drowning, suffocation, fires and burns, suicide, homicide, traumatic brain injury and injuries related to firearms. The graphics show how this state compares with others and with mortality rates in the United States as a whole. You will also find a table showing the Ten Leading Causes of Death for the United States and for this state. **New this year** is a county-by-county map showing locations with higher death rates for each type of injury.

In addition to injury data, you'll also find a list of all CDC-funded injury prevention and research programs in this state for 2001.

---

### DEPARTMENT OF HEALTH AND HUMAN SERVICES

Centers for Disease Control and Prevention  
National Center for Injury Prevention and Control

## **To learn more**

After you page through the State Injury Profile, if you want to know more, CDC has made it easy for you to find additional information about any injury and public health. Simply visit [www.cdc.gov/ncipc](http://www.cdc.gov/ncipc). Or call the CDC National Center for Injury Prevention and Control, Office of Planning, Evaluation and Legislation at 1-770-488-4936.

These other resources offered or funded by the CDC may also interest you:

### **General information about injury in America**

Customized data reports, [www.cdc.gov/ncipc/wisqars](http://www.cdc.gov/ncipc/wisqars)

Consumer facts and tip sheets, [www.cdc.gov/ncipc/safeusa](http://www.cdc.gov/ncipc/safeusa) or call the SafeUSA hotline toll free at 1-800-252-7751.

### **Intentional Injury**

National Resource Center on Domestic Violence, 1-800-537-2238

National Sexual Violence Resource Center, [www.nsvrc.org](http://www.nsvrc.org), or call 1-877-739-3895

National Violence Against Women Prevention Research Center, [www.violenceagainstwomen.org](http://www.violenceagainstwomen.org), or call 1-843-792-2945

National Youth Violence Prevention Resource Center, [www.safeyouth.org](http://www.safeyouth.org), or call 1-866-SAFEYOUTH (723-3968)

Violence Against Women Electronic Network (VAWnet), [www.vawnet.org](http://www.vawnet.org), or call 1-800-537-2238

### **Unintentional Injury**

National Program for Playground Safety, [www.uni.edu/playground](http://www.uni.edu/playground), or call 1-800-554-PLAY (7529)

National Resource Center on Aging and Injury, [www.olderadultinjury.org](http://www.olderadultinjury.org), or call 1-619-594-0986

# **State Injury Profile for Wyoming 1989-1998**

---

SAFER·HEALTHIER·PEOPLE™

# United States

## 10 Leading Causes of Deaths by Age Group: 1996-1998

Rank	Age Groups										Total
	<1	1-4	5-9	10-14	15-24	25-34	35-44	45-54	55-64	65+	
1	Congenital Anomalies 18,771	Unintentional Injuries 6,087	Unintentional Injuries 4,666	Unintentional Injuries 5,392	Unintentional Injuries 40,525	Unintentional Injuries 37,468	Malignant Neoplasms 51,170	Malignant Neoplasms 135,803	Malignant Neoplasms 260,166	Heart Disease 1,824,785	Heart Disease 2,185,194
2	Short Gestation 11,928	Congenital Anomalies 1,791	Malignant Neoplasms 1,557	Malignant Neoplasms 1,514	Homicide 18,200	Suicide 16,898	Unintentional Injuries 43,925	Heart Disease 105,367	Heart Disease 198,361	Malignant Neoplasms 1,150,087	Malignant Neoplasms 1,620,642
3	SIDS 8,863	Malignant Neoplasms 1,227	Congenital Anomalies 662	Suicide 918	Suicide 12,679	Homicide 15,068	Heart Disease 40,037	Unintentional Injuries 31,208	Bronchitis Emphysema Asthma 30,317	Cerebro-vascular 419,998	Cerebro-vascular 478,181
4	Respiratory Distress Synd. 3,958	Homicide 1,194	Homicide 523	Homicide 908	Malignant Neoplasms 4,976	HIV 14,953	HIV 26,456	Cerebro-vascular 17,196	Cerebro-vascular 29,005	Bronchitis Emphysema Asthma 283,777	Bronchitis Emphysema Asthma 327,640
5	Maternal Complications 3,836	Heart Disease 643	Heart Disease 413	Congenital Anomalies 613	Heart Disease 3,124	Malignant Neoplasms 13,837	Suicide 20,308	Liver Disease 16,797	Diabetes 25,504	Pneumonia & Influenza 235,529	Unintentional Injuries 288,427
6	Placenta Cord Membranes 2,870	Pneumonia & Influenza 494	Pneumonia & Influenza 218	Heart Disease 560	Congenital Anomalies 1,252	Heart Disease 9,843	Homicide 11,138	Suicide 14,916	Unintentional Injuries 21,316	Diabetes 142,639	Pneumonia & Influenza 262,047
7	Perinatal Infections 2,348	Septicemia 245	HIV 194	Bronchitis Emphysema Asthma 287	HIV 883	Cerebro-vascular 2,068	Liver Disease 10,518	Diabetes 12,979	Liver Disease 15,844	Unintentional Injuries 95,191	Diabetes 189,154
8	Unintentional Injuries 2,323	HIV 233	Bronchitis Emphysema Asthma 159	Pneumonia & Influenza 180	Bronchitis Emphysema Asthma 677	Diabetes 1,903	Cerebro-vascular 8,159	HIV 12,892	Pneumonia & Influenza 11,228	Alzheimer's Disease 65,647	Suicide 92,013
9	Pneumonia & Influenza 1,358	Perinatal Period 210	Benign Neoplasms 134	Cerebro-vascular 140	Pneumonia & Influenza 638	Pneumonia & Influenza 1,633	Diabetes 5,622	Bronchitis Emphysema Asthma 8,467	Suicide 8,834	Nephritis 65,296	Nephritis 75,817
10	Intrauterine Hypoxia 1,341	Benign Neoplasms 188	Cerebro-vascular 102	HIV 139	Cerebro-vascular 533	Liver Disease 1,592	Pneumonia & Influenza 4,255	Pneumonia & Influenza 6,493	Septicemia 5,704	Septicemia 54,428	Liver Disease 75,414

### United States Total Number of Injury Deaths

Cause	Deaths	Percent
Unintentional Injury	288,427	65.6%
Intentional	151,102	34.4%
<b>Total (1996-1998)</b>	<b>439,529</b>	<b>100.0%</b>

Average Number of Injury Deaths per Year  
In the United States = **146,510**

# Wyoming

## 10 Leading Causes of Deaths by Age Group: 1996-1998

Rank	Age Groups										Total
	<1	1-4	5-9	10-14	15-24	25-34	35-44	45-54	55-64	65+	
1	Congenital Anomalies 26	Unintentional Injuries 16	Unintentional Injuries 9	Unintentional Injuries 27	Unintentional Injuries 142	Unintentional Injuries 87	Unintentional Injuries 110	Malignant Neoplasms 229	Malignant Neoplasms 384	Heart Disease 2,509	Heart Disease 3,040
2	SIDS 20	Pneumonia & Influenza 3	Malignant Neoplasms 4	Malignant Neoplasms 5	Suicide 47	Suicide 33	Malignant Neoplasms 66	Heart Disease 156	Heart Disease 290	Malignant Neoplasms 1,837	Malignant Neoplasms 2,558
3	Short Gestation 13	Congenital Anomalies 2	Congenital Anomalies 3	Pneumonia & Influenza 2	Homicide 13	Malignant Neoplasms 21	Suicide 57	Unintentional Injuries 88	Bronchitis Emphysema Asthma 81	Cerebro-vascular 708	Cerebro-vascular 787
4	Maternal Complications 8	Homicide 2	Heart Disease 2	Suicide 2	Malignant Neoplasms 10	Heart Disease 14	Heart Disease 53	Suicide 46	Unintentional Injuries 48	Bronchitis Emphysema Asthma 648	Bronchitis Emphysema Asthma 755
5	Placenta Cord Membranes 7	Heart Disease 1	Homicide 2	Heart Disease 1	Heart Disease 8	Homicide 11	Liver Disease 22	Cerebro-vascular 29	Cerebro-vascular 36	Pneumonia & Influenza 370	Unintentional Injuries 722
6	Unintentional Injuries 5	Malignant Neoplasms 1	Diabetes 1		Benign Neoplasms 2	Diabetes 10	Homicide 14	Liver Disease 26	Liver Disease 35	Diabetes 217	Pneumonia & Influenza 409
7	Remainder Respiratory 4		Hernia 1		6 Tied	Liver Disease 4	Cerebro-vascular 11	Bronchitis Emphysema Asthma 21	Suicide 32	Unintentional Injuries 188	Diabetes 279
8	Respiratory Distress Synd. 4				6 Tied	Pneumonia & Influenza 4	Diabetes 9	Diabetes 19	Diabetes 23	Alzheimer's Disease 149	Suicide 270
9	Perinatal Infections 3				6 Tied	HIV 3	Viral Hepatitis 5	Pneumonia & Influenza 9	Pneumonia & Influenza 16	Nephritis 65	Alzheimer's Disease 149
10	2 Tied				6 Tied	2 Tied	HIV 4	Homicide 6	2 Tied	Septicemia 65	Liver Disease 137

### Wyoming Total Number of Injury Deaths

<u>Cause</u>	<u>Deaths</u>	<u>Percent</u>
Unintentional Injury	722	69.0%
Intentional Injury	325	31.0%
<b>Total (1996-1998)</b>	<b>1,047</b>	<b>100.0%</b>

Average Number of Injury Deaths per Year  
In Wyoming = **349**

# 1996-1998 Leading Causes of Death

## Unintentional Injury

### United States Unintentional Injury

<u>Cause</u>	<u>Deaths</u>	<u>Percent</u>
MV Traffic	127,053	44.1%
Fall	35,745	12.4%
Poisoning	30,474	10.6%
Suffocation	13,325	4.6%
Drowning	12,416	4.3%
Fire/Burn	10,809	3.7%
Other Causes	<u>58,605</u>	<u>20.3%</u>
	<b>288,427</b>	<b>100.0%</b>

### Wyoming Only Unintentional Injury

<u>Cause</u>	<u>Deaths</u>	<u>Percent</u>
MV Traffic	361	50.0%
Fall	78	10.8%
Poisoning	41	5.7%
Suffocation	29	4.0%
Drowning	27	3.7%
Other Causes	<u>186</u>	<u>25.8%</u>
	<b>722</b>	<b>100.0%</b>

## Intentional Injury

### United States Suicide

<u>Cause</u>	<u>Deaths</u>	<u>Percent</u>
Firearm	53,156	57.8%
Suffocation	16,469	17.9%
Poisoning	15,280	16.6%
Other Causes	<u>7,108</u>	<u>7.7%</u>
	<b>92,013</b>	<b>100.0%</b>

### Wyoming Only Suicide

<u>Cause</u>	<u>Deaths</u>	<u>Percent</u>
Firearm	193	71.5%
Poisoning	41	15.2%
Suffocation	28	10.4%
Other Causes	<u>8</u>	<u>3.0%</u>
	<b>270</b>	<b>100.1%</b>

### United States Homicide and Legal Intervention

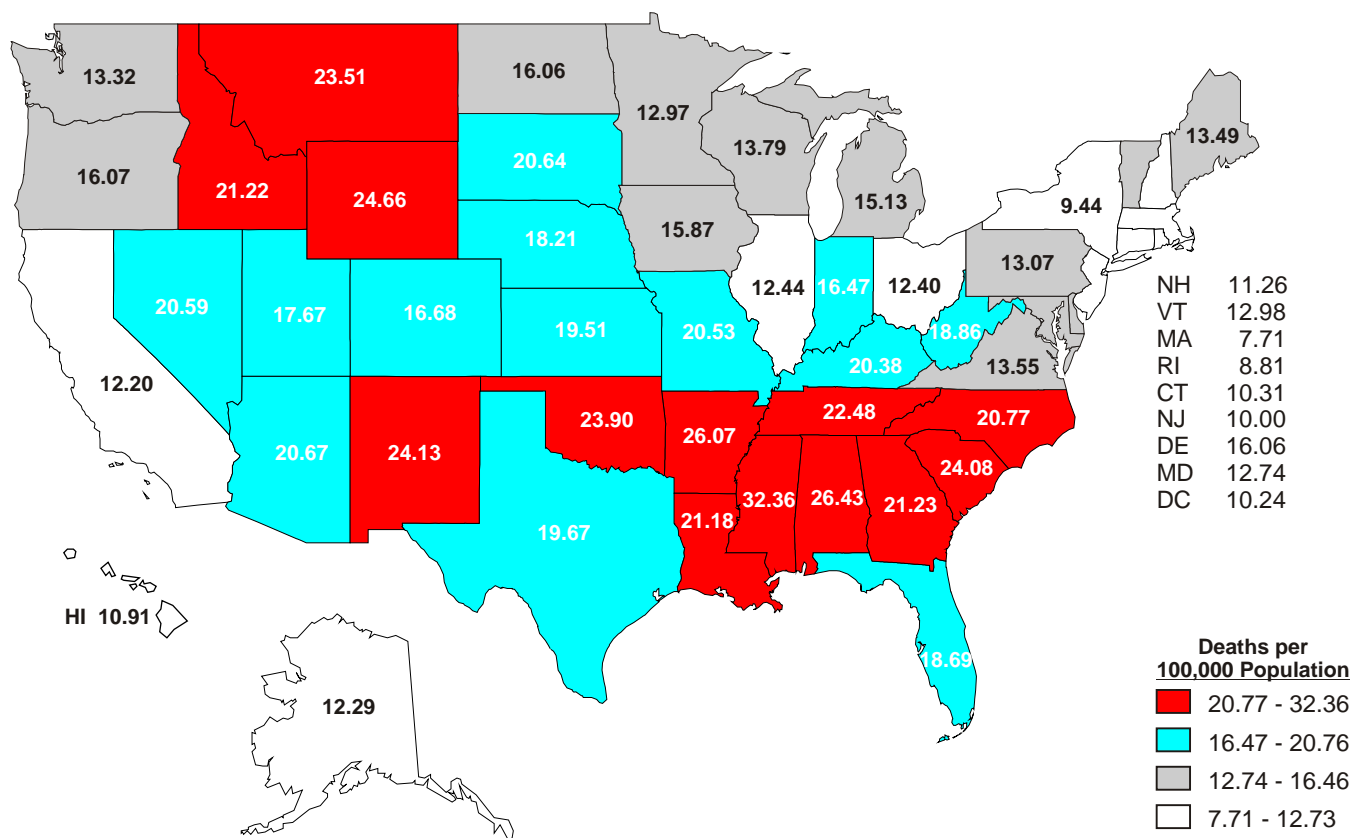
<u>Cause</u>	<u>Deaths</u>	<u>Percent</u>
Firearm	39,951	67.6%
Cut/Pierce	6,955	11.8%
Suffocation	2,147	3.6%
Other Causes	<u>10,036</u>	<u>17.0%</u>
	<b>59,089</b>	<b>100.0%</b>

### Wyoming Only Homicide and Legal Intervention

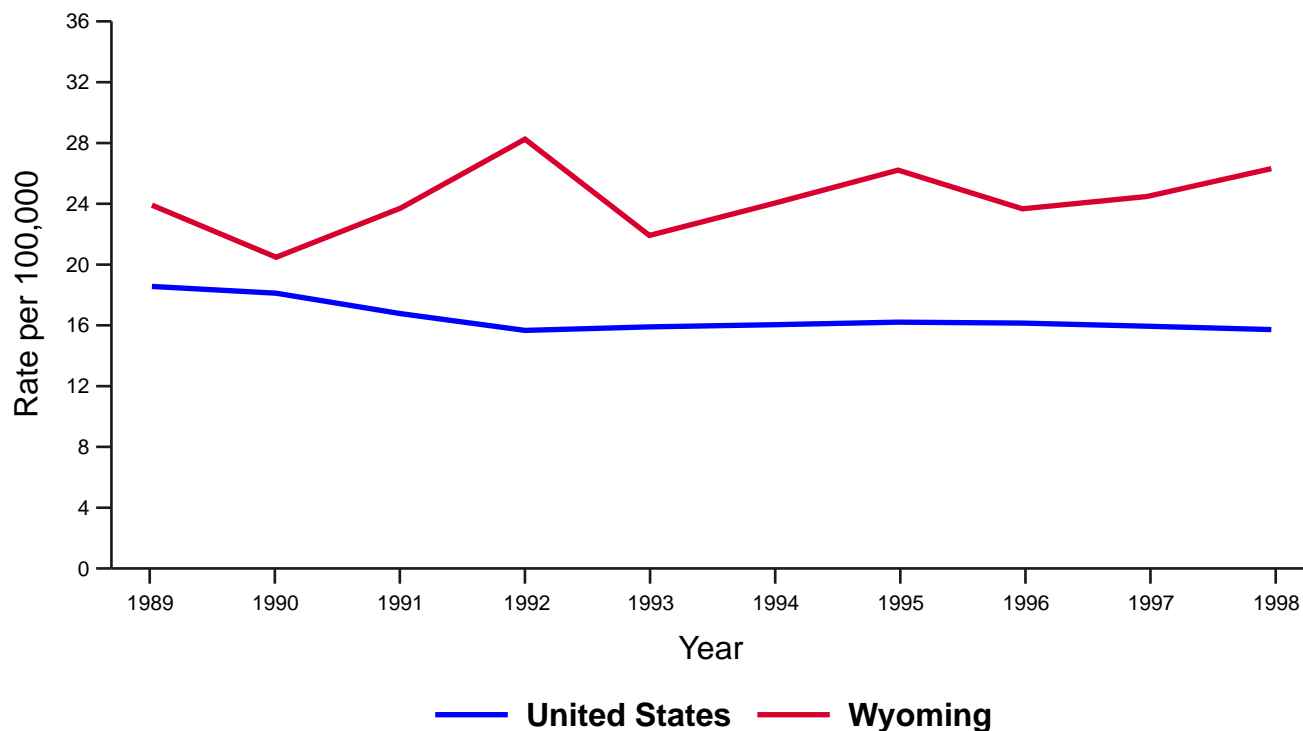
<u>Cause</u>	<u>Deaths</u>	<u>Percent</u>
Firearm	33	60.0%
Cut/Pierce	10	18.2%
Suffocation	2	3.6%
Other Causes	<u>10</u>	<u>18.2%</u>
	<b>55</b>	<b>100.0%</b>



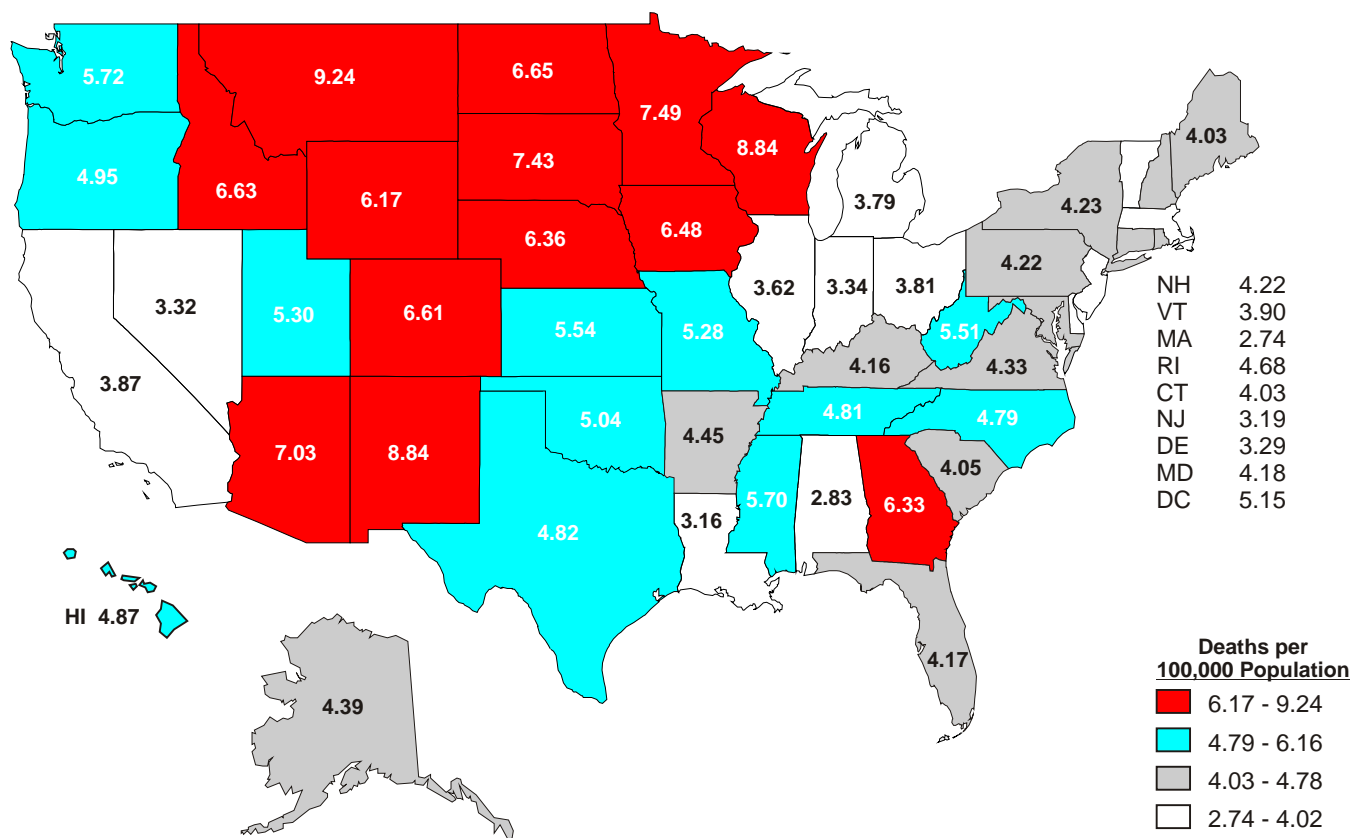
## Unintentional Motor Vehicle, Traffic-Related Death Rates United States, 1996-1998



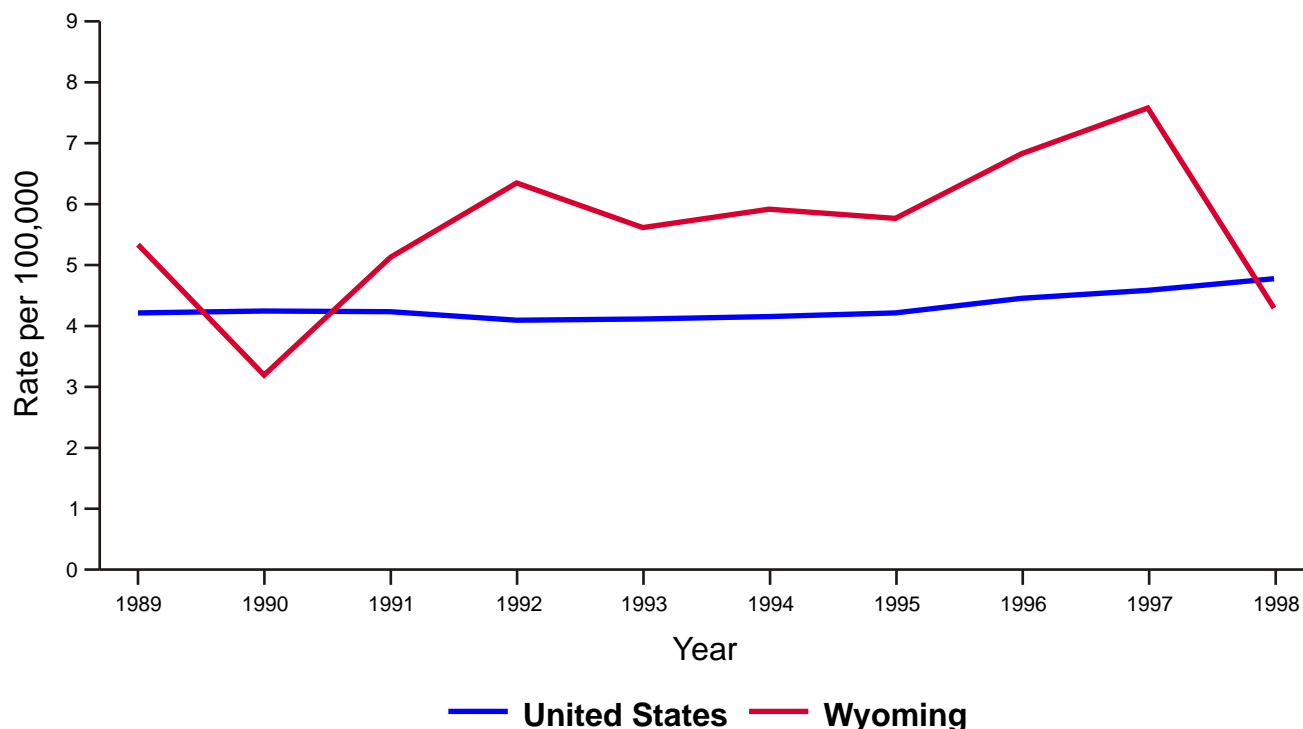
## United States and Wyoming 1989-1998



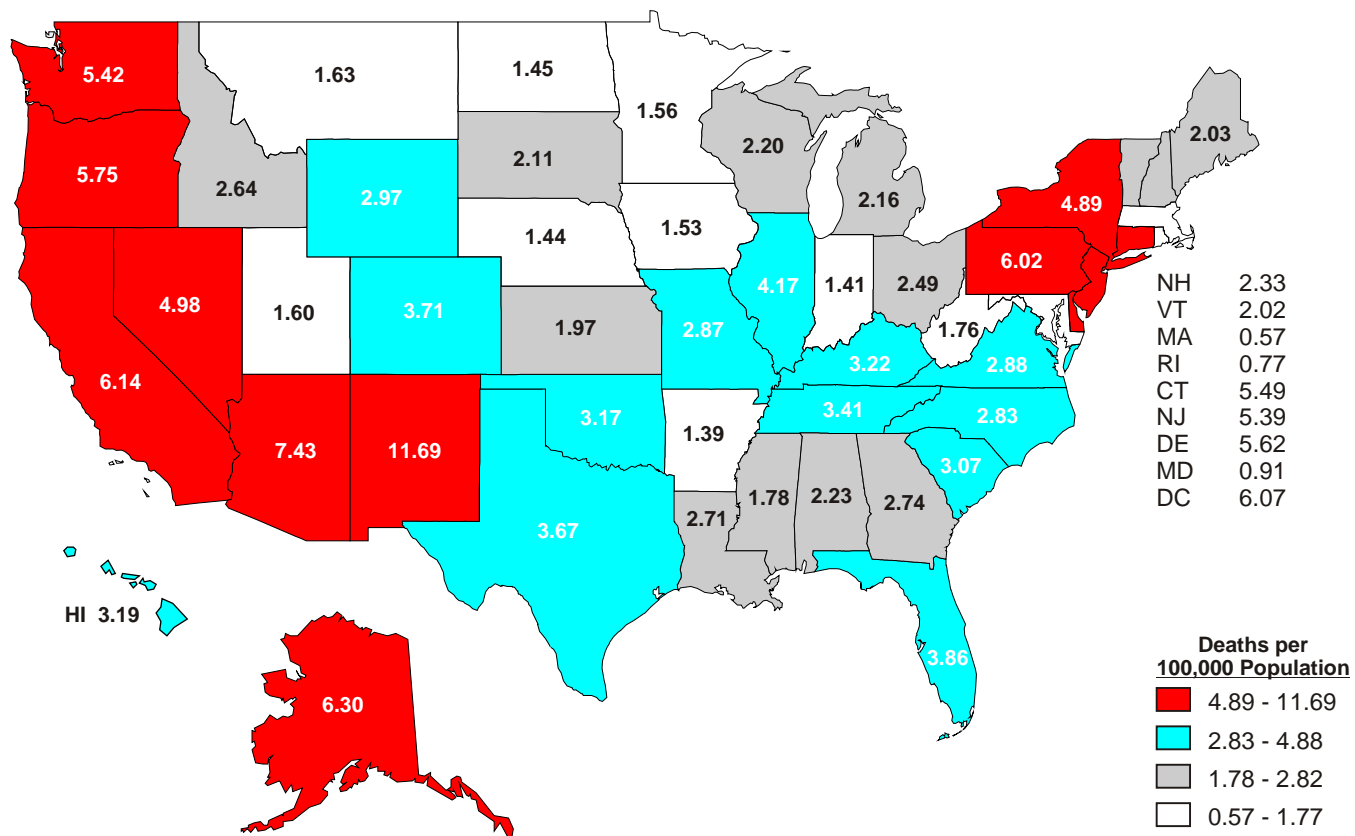
## Unintentional Fall Death Rates United States, 1996-1998



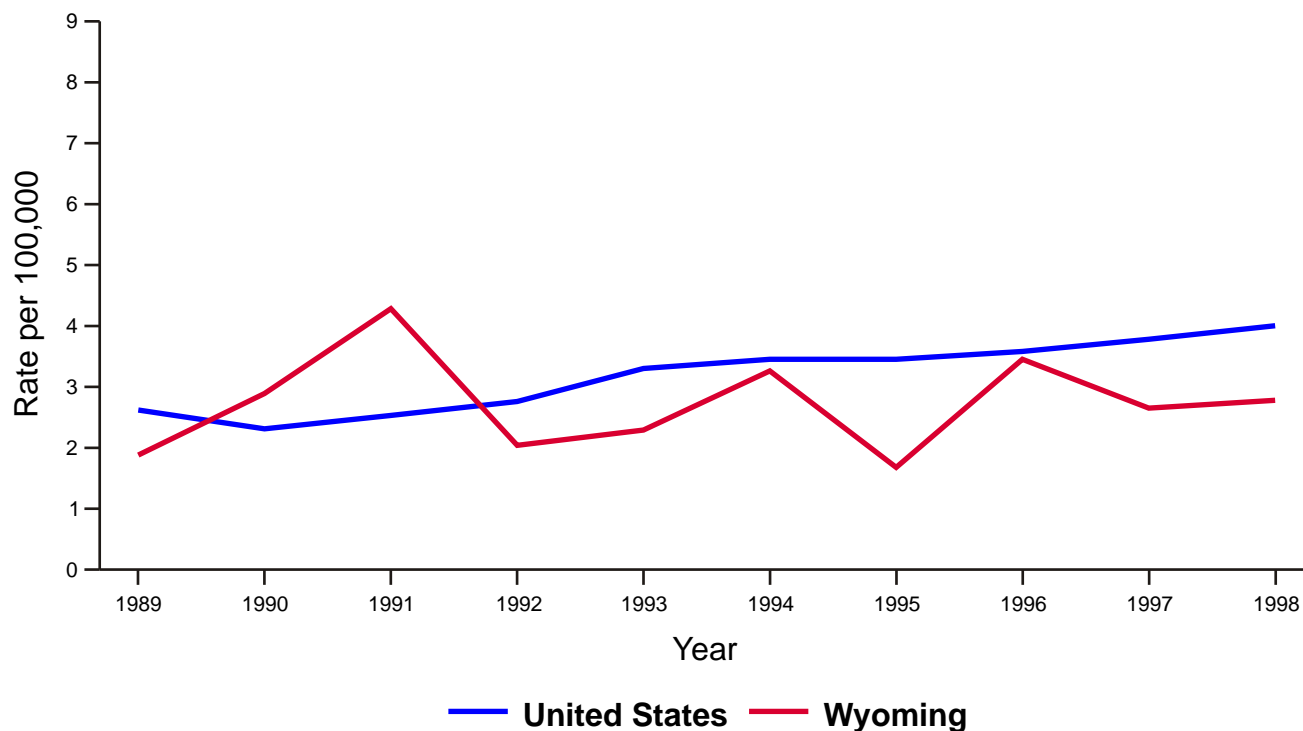
## United States and Wyoming 1989-1998



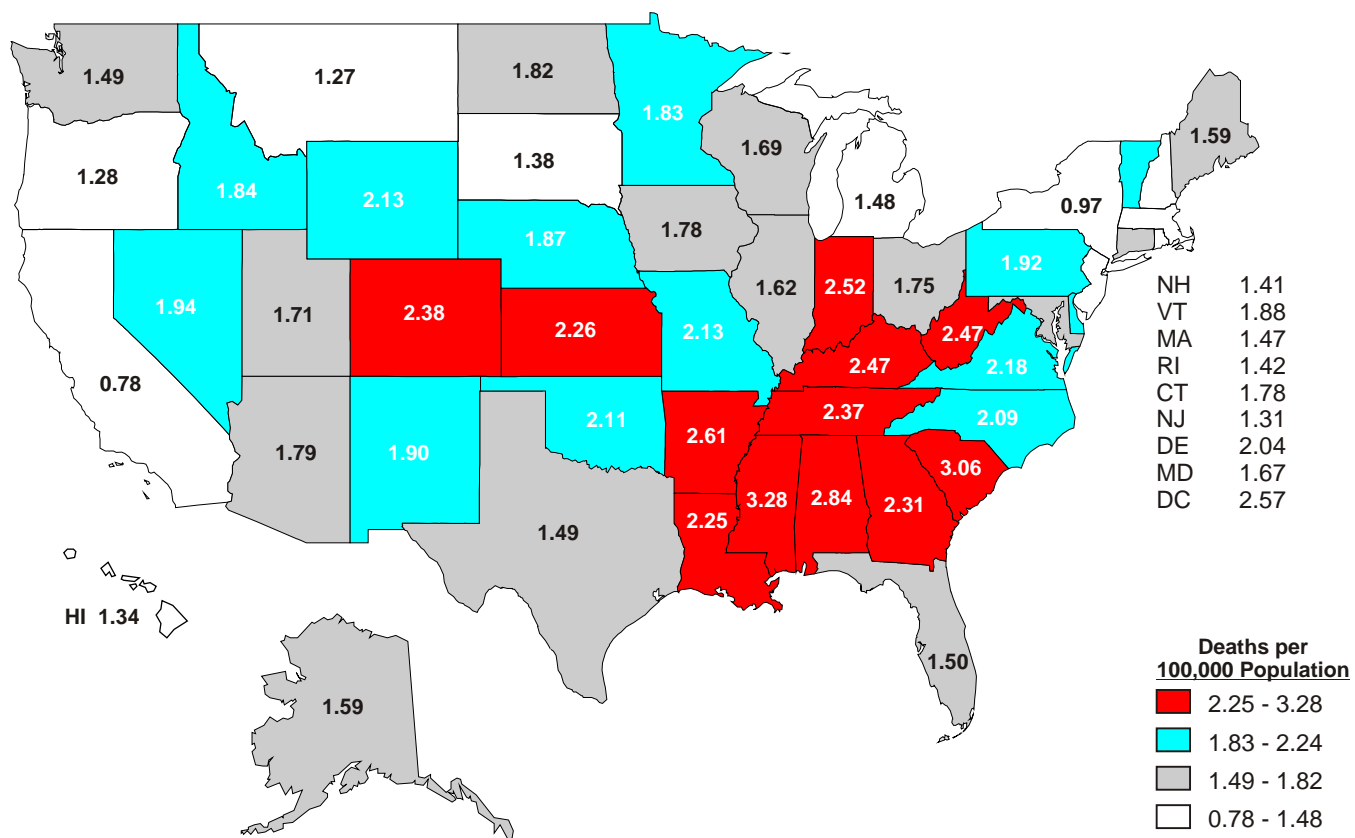
## Unintentional Poisoning Death Rates United States, 1996-1998



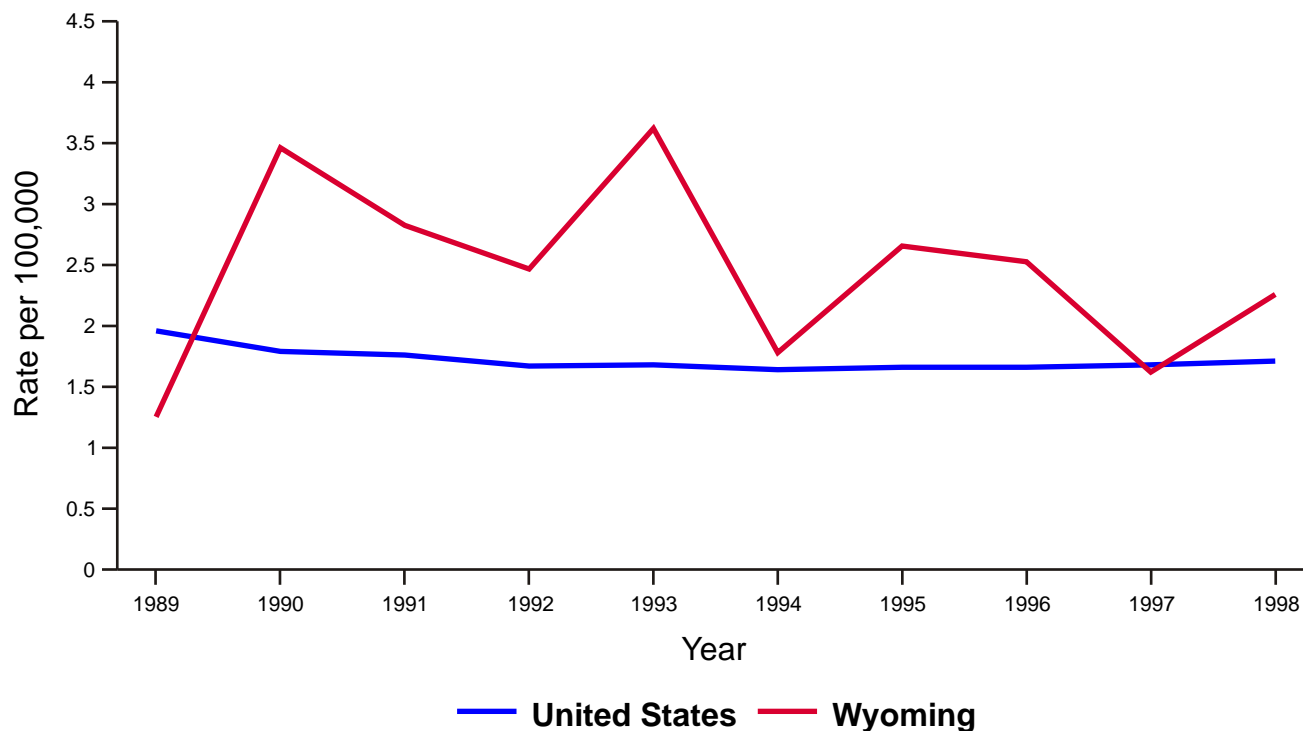
## United States and Wyoming 1989-1998



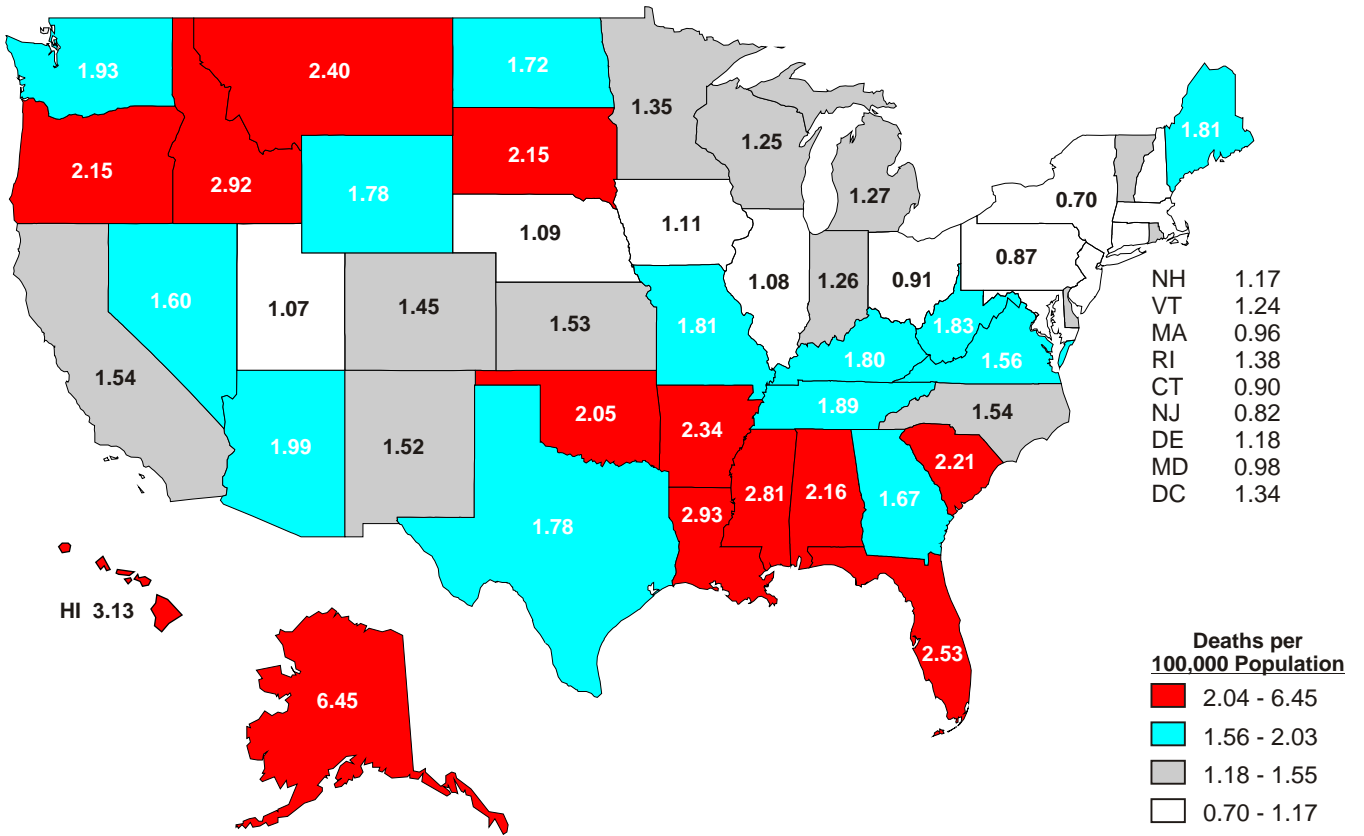
## Unintentional Suffocation Death Rates United States, 1996-1998



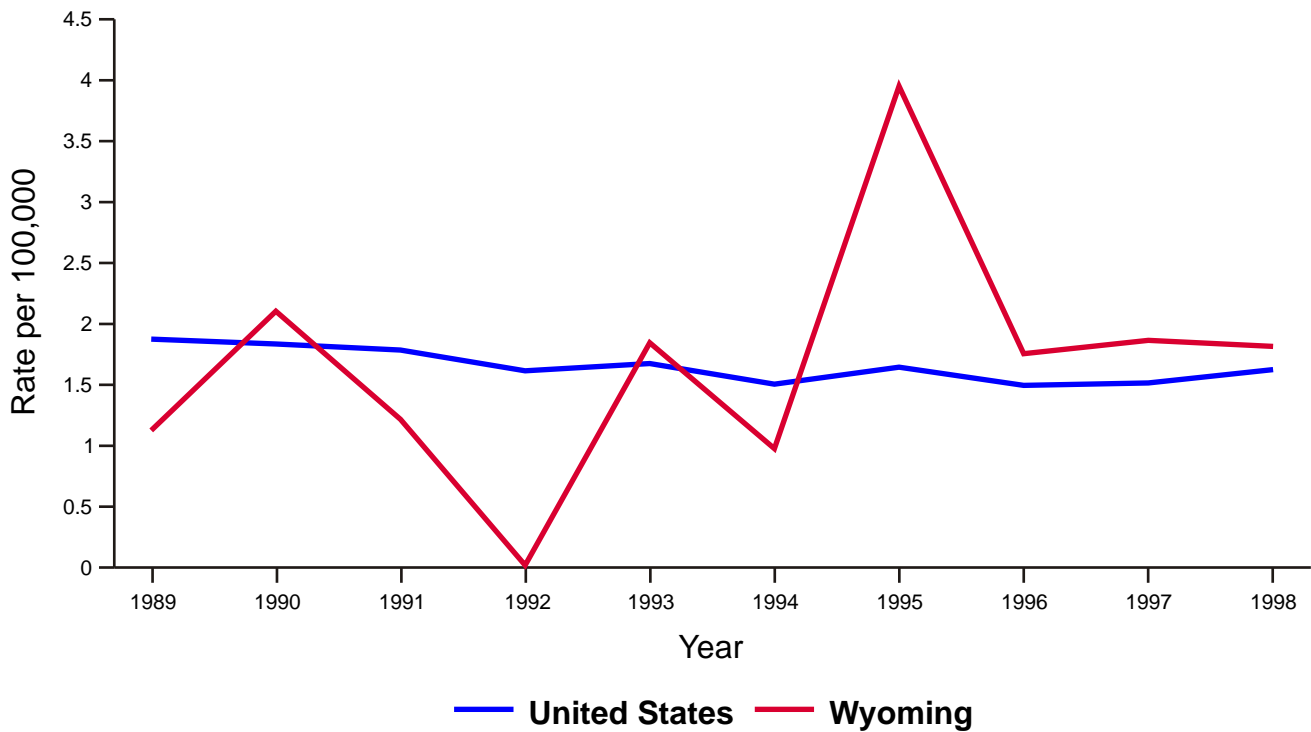
## United States and Wyoming 1989-1998



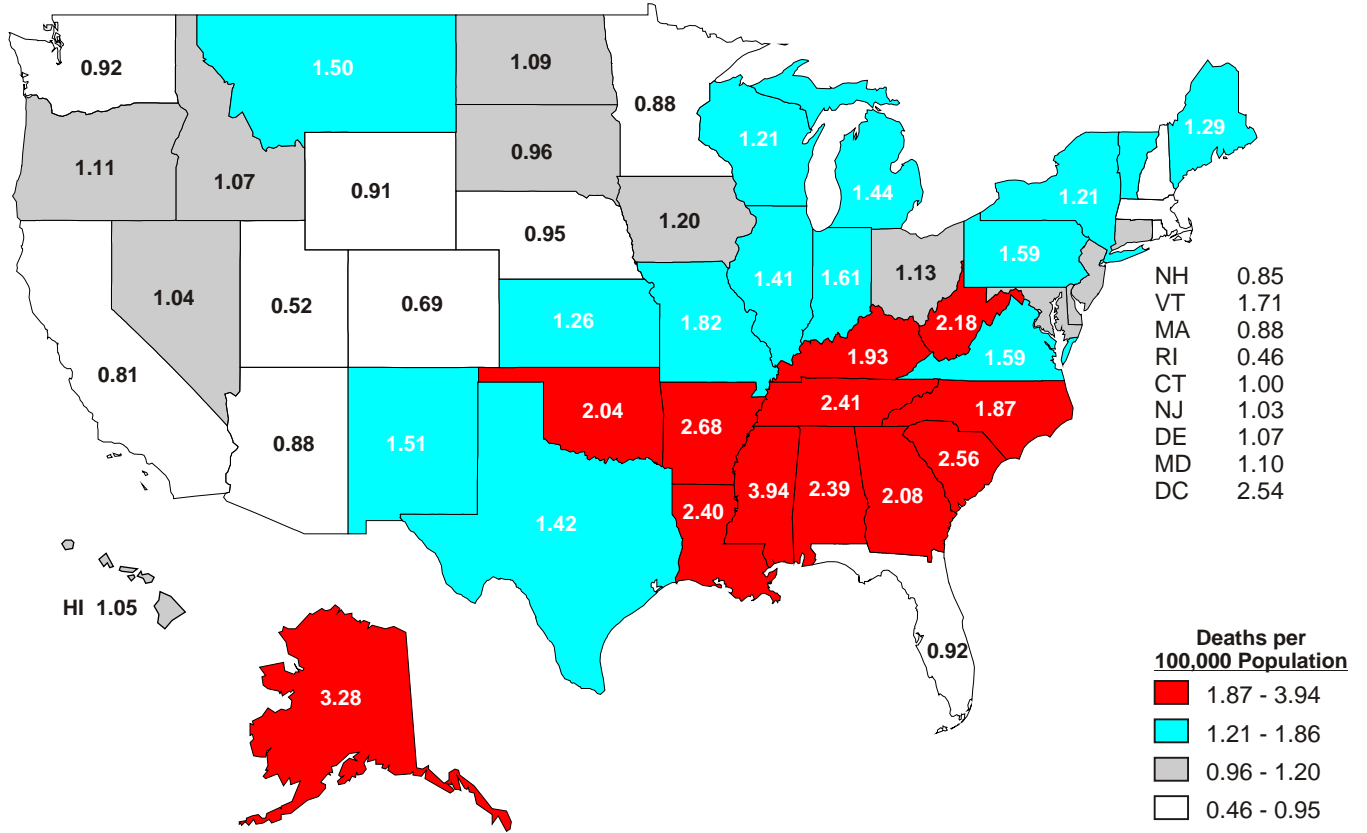
## Unintentional Drowning Death Rates United States, 1996-1998



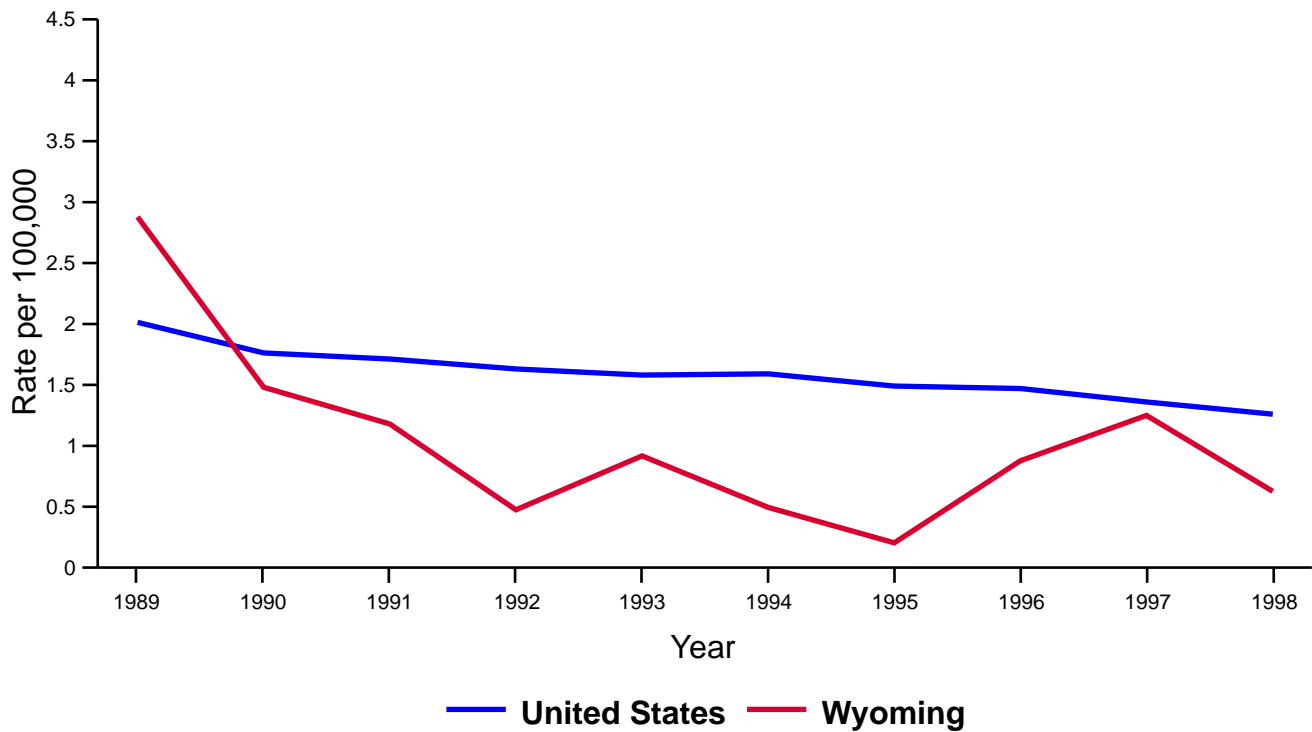
## United States and Wyoming 1989-1998



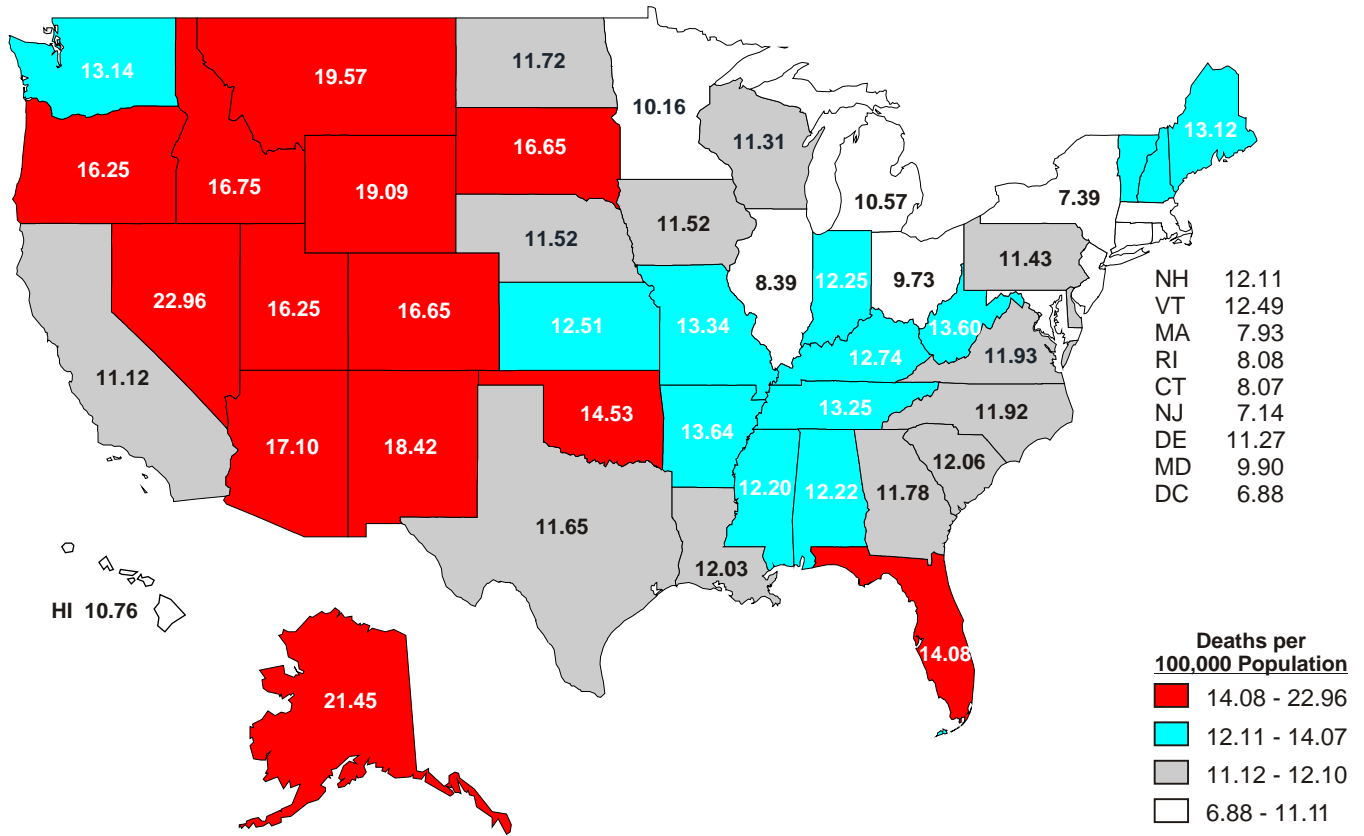
## Unintentional Fire and Burn-Related Death Rates United States, 1996-1998



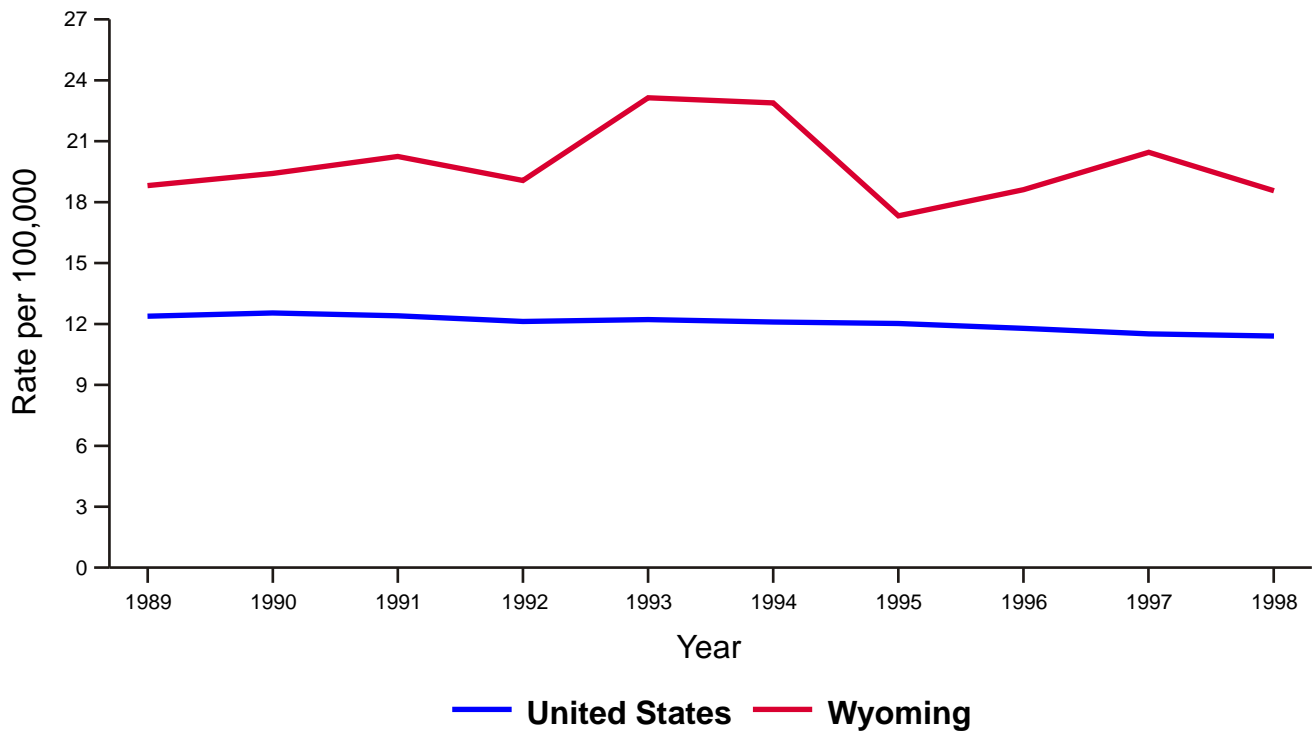
## United States and Wyoming 1989-1998



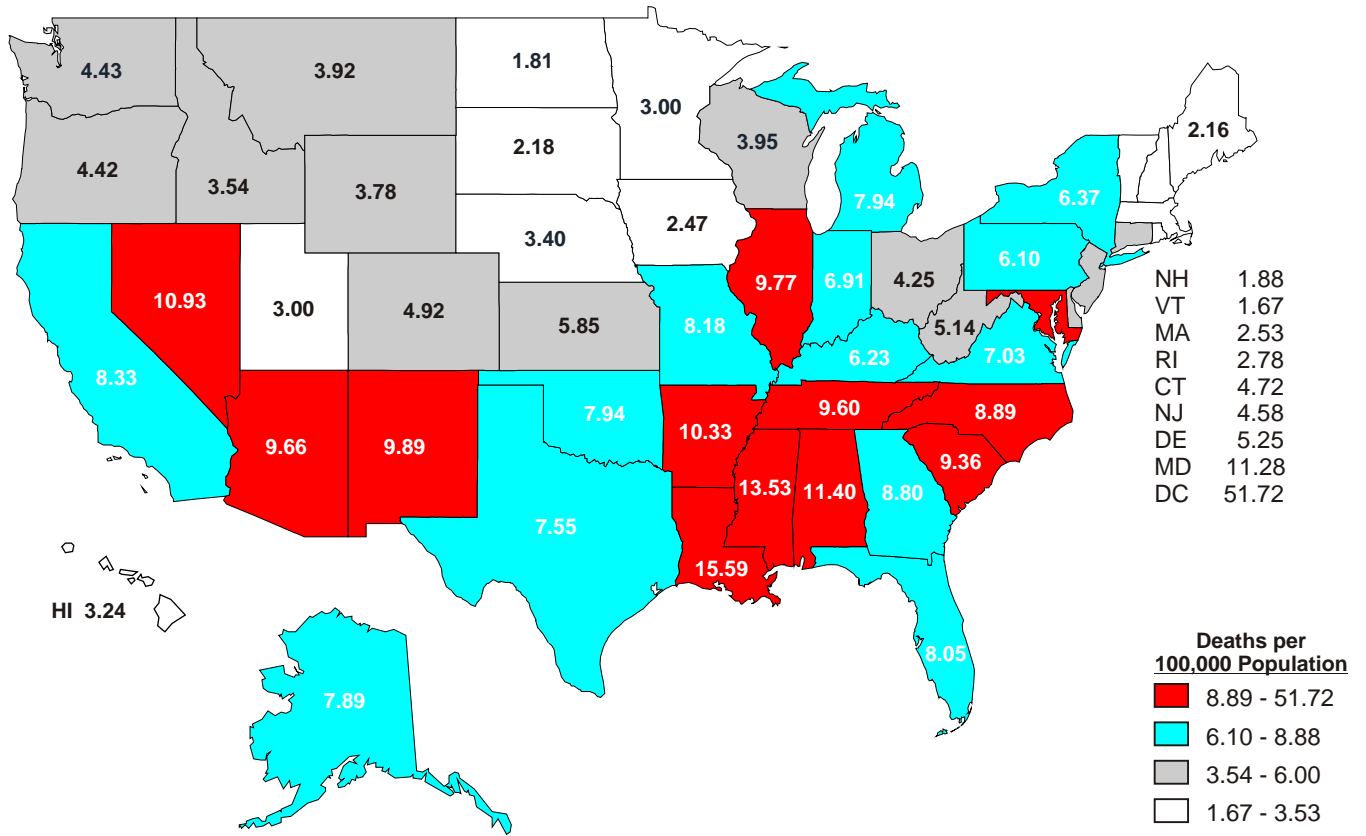
## Suicide Death Rates United States, 1996-1998



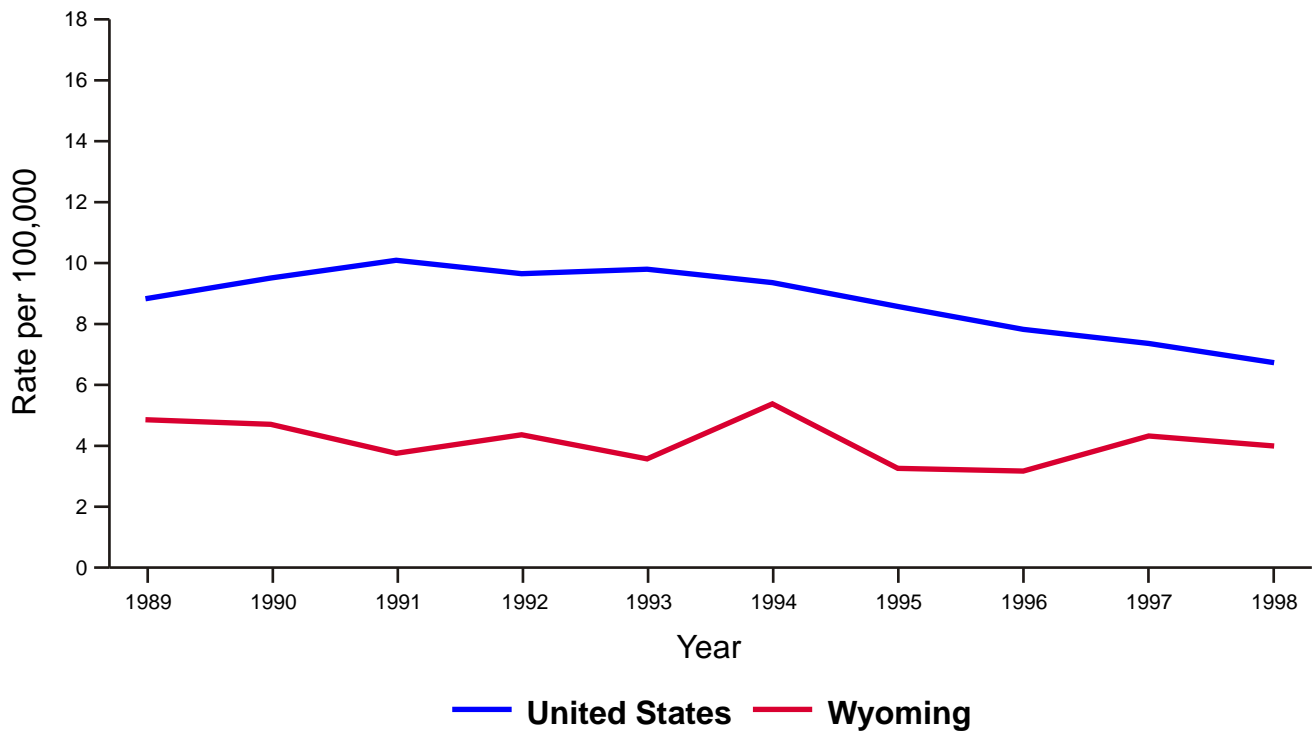
## United States and Wyoming 1989-1998



## Homicide Death Rates United States, 1996-1998

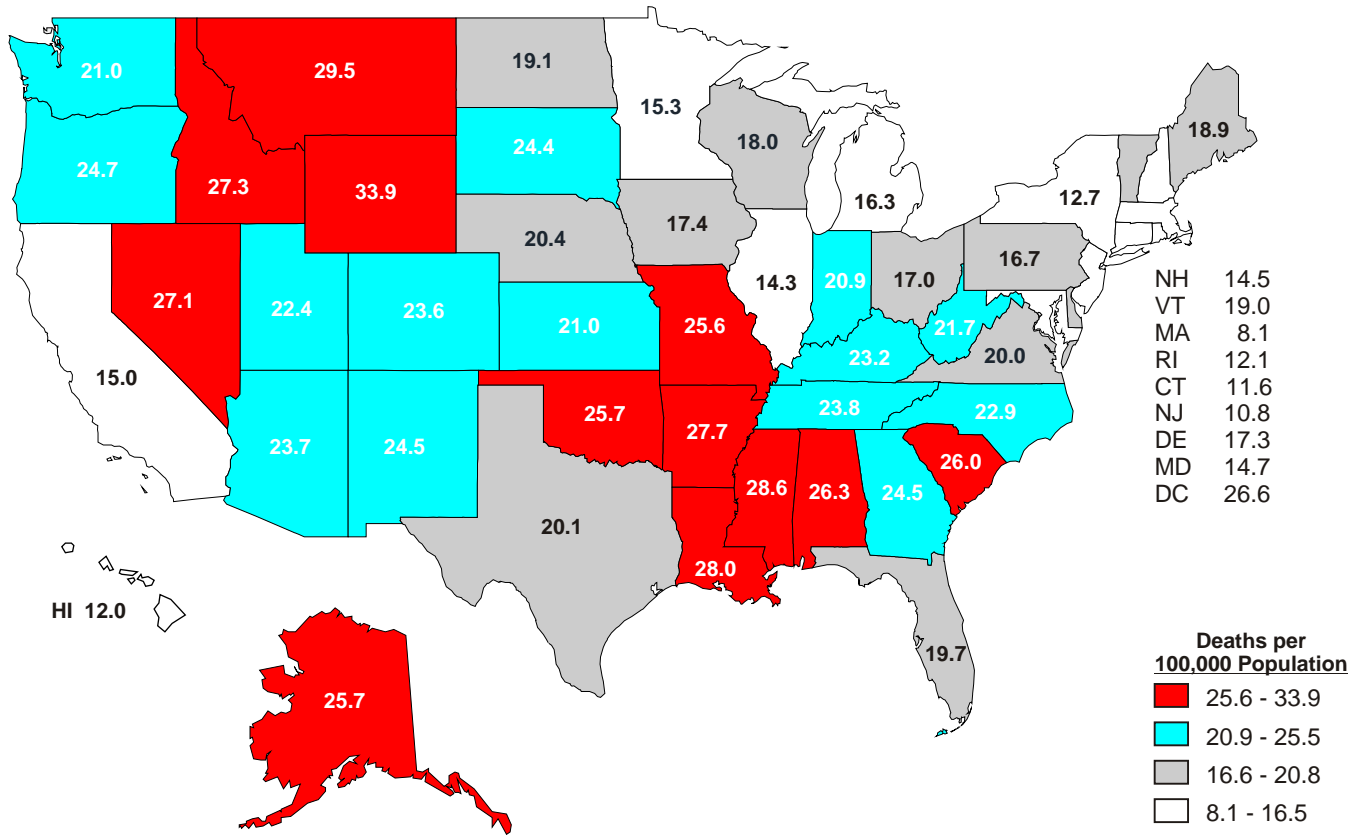


## United States and Wyoming 1989-1998

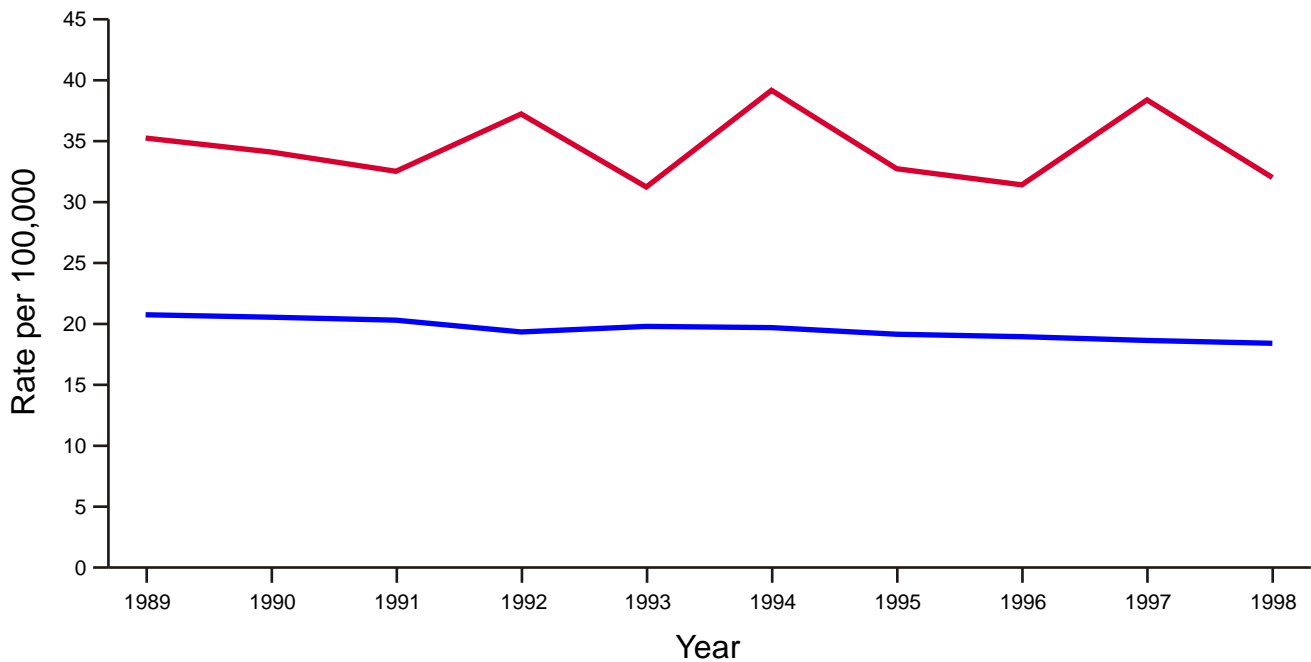




## Traumatic Brain Injury-Related Death Rates\* United States, 1996-1998



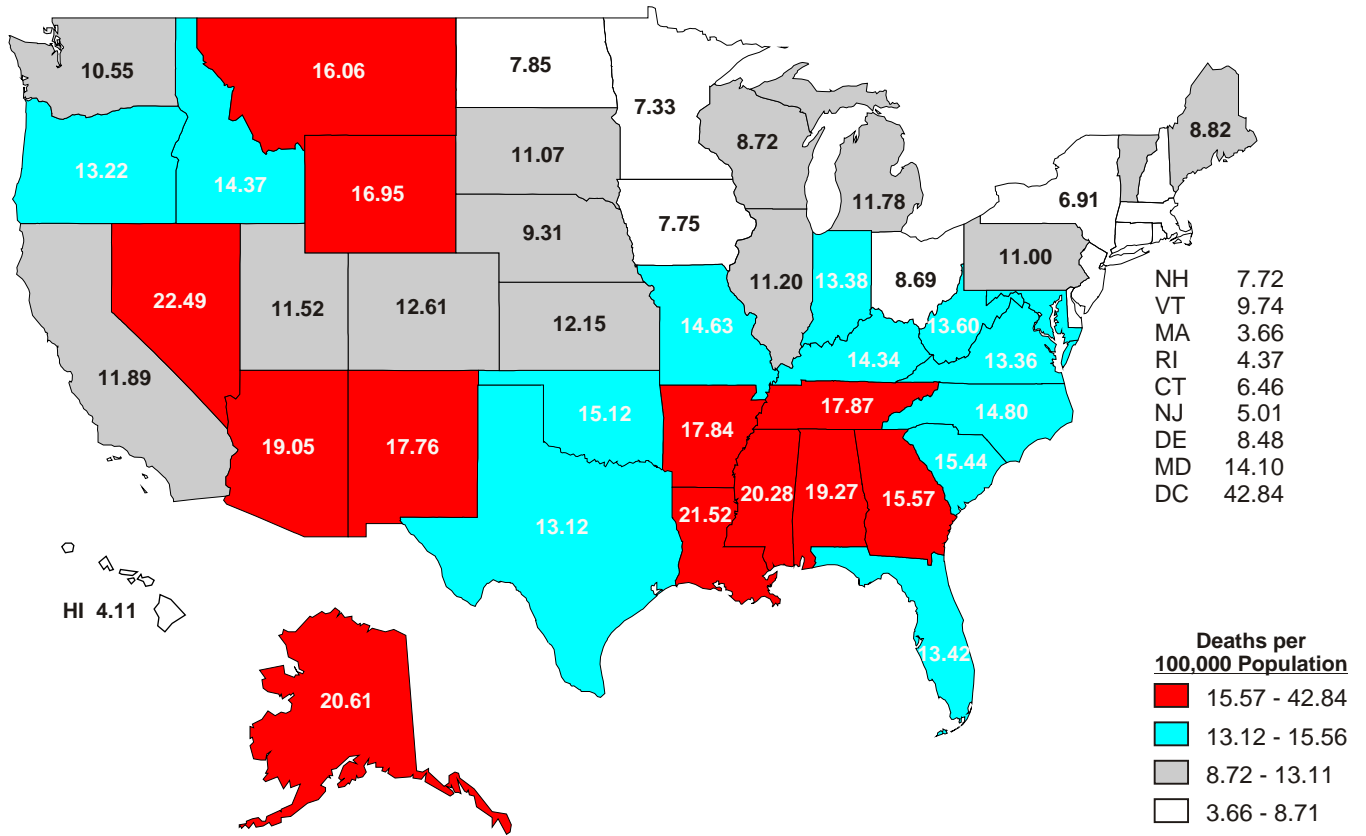
## United States and Wyoming 1989-1998



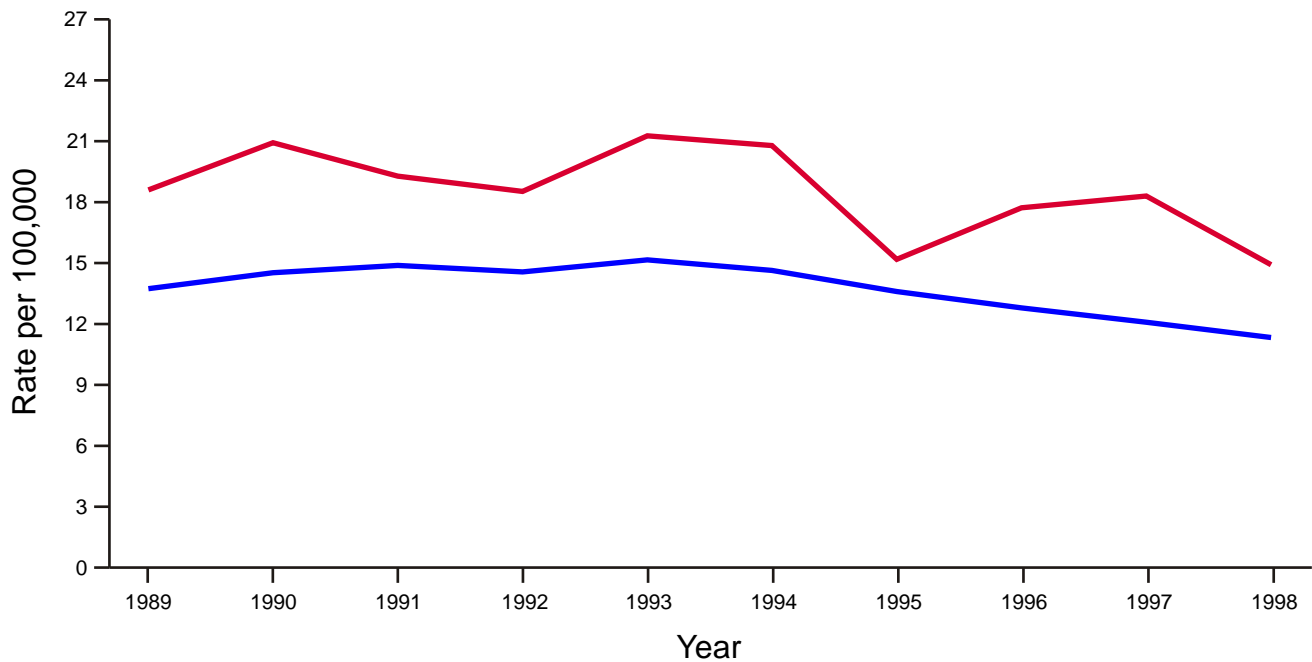
— United States — Wyoming

\* Includes unintentional and intentional deaths from motor vehicles, firearms, falls, and other causes (of determined and undetermined intent).

## Firearm-Related Death Rates United States, 1996-1998



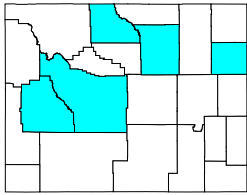
## United States and Wyoming 1989-1998



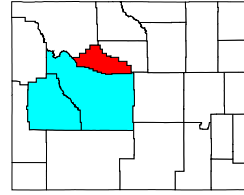
— United States — Wyoming

\* Includes deaths from firearm suicide, firearm homicide, unintentional firearm-related deaths, and firearm-related deaths of undetermined intent.

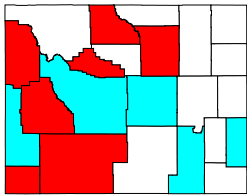
# Wyoming 1989-1998



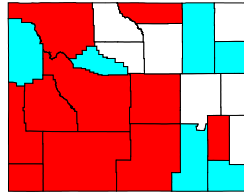
**Motor Vehicle**  
**114** Deaths/Year  
 U.S. 16.4  
 WY 24.2  
 Excess Deaths/Year **37**



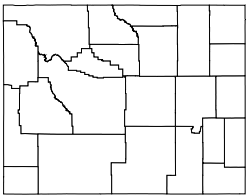
**Homicides**  
**19** Deaths/Year  
 U.S. 8.7  
 WY 4.1



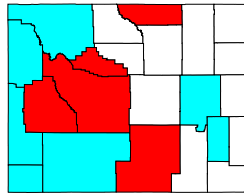
**Falls**  
**22** Deaths/Year  
 U.S. 4.3  
 WY 5.6  
 Excess Deaths/Year **6**



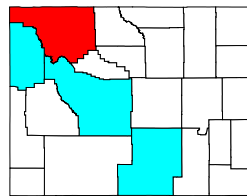
**Suicides**  
**90** Deaths/Year  
 U.S. 12.0  
 WY 19.8  
 Excess Deaths/Year **37**



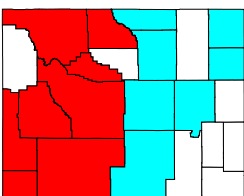
**Fires/Burns**  
**5** Deaths/Year  
 U.S. 1.6  
 WY 1.1



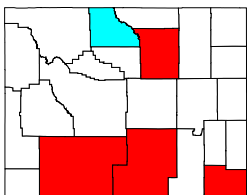
**Firearms**  
**85** Deaths/Year  
 U.S. 13.7  
 WY 18.6  
 Excess Deaths/Year **23**



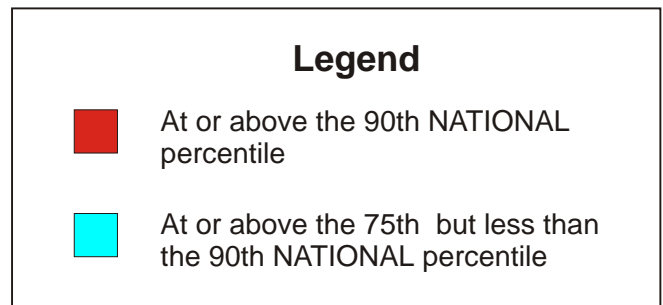
**Drownings**  
**8** Deaths/Year  
 U.S. 1.7  
 WY 1.7



**Traumatic Brain Injury**  
**130** Deaths/Year  
 U.S. 18.5  
 WY 28.1  
 Excess Deaths/Year **45**



**Poisonings**  
**12** Deaths/Year  
 U.S. 3.2  
 WY 2.7





# **CDC-Funded Injury Control Projects**

---

SAFER·HEALTHIER·PEOPLE™



## **CDC-Funded Injury Control Projects in WYOMING**

CDC's National Center for Injury Prevention and Control funds one program in Wyoming to build the state's ability to keep its citizens safe.

### **Intentional Injury**

#### ***Rape Prevention and Education***

A nationwide grant program providing resources to states for rape prevention and education programs conducted by rape crisis centers, State sexual assault coalitions, and other public and private nonprofit entities for:

- 1) educational seminars;
- 2) operation of hotlines;
- 3) training programs for professionals;
- 4) preparation of informational material;
- 5) education and training programs for students and campus personnel designed to reduce the incidence of sexual assault at colleges and universities;
- 6) education and training to increase awareness about drugs to facilitate rapes or sexual assaults; and
- 7) other efforts to increase awareness about, or to help prevent, sexual assault, including efforts to increase awareness in underserved communities and awareness among individuals with disabilities.

*(Wyoming Department of Health)*

## Notes



## Notes

## Notes