

Training Artificial Neural Networks: Backpropagation via Nonlinear Optimization

Jadranka Skorin-Kapov¹ and K. Wendy Tang²

¹ W.A. Harriman School for Management and Policy, State University of New York at Stony Brook, Stony Brook, USA

² Department of Electrical and Computer Engineering, State University of New York at Stony Brook, Stony Brook, USA

In this paper we explore different strategies to guide backpropagation algorithm used for training artificial neural networks. Two different variants of steepest descent-based backpropagation algorithm, and four different variants of conjugate gradient algorithm are tested. The variants differ whether or not the time component is used, and whether or not additional gradient information is utilized during one-dimensional optimization. Testing is performed on randomly generated data as well as on some benchmark data regarding energy prediction. Based on our test results, it appears that the most promising backpropagation strategy is to initially use steepest descent algorithm, and then continue with conjugate gradient algorithm. The backpropagation through time strategy combined with conjugate gradients appears to be promising as well.

Keywords: Artificial intelligence: backpropagation in neural networks, Nonlinear unconstrained programming: conjugate gradient method, steepest descent method

1. Introduction

One of the key issues when designing a particular neural network is to calculate proper weights for neuronal activities. These are obtained from the training process applied to the given neural network. To that end, a training sample is provided, i.e. a sample of observations consisting of inputs and their respective outputs. The observations are ‘fed’ to the network. In the training process the algorithm is used to calculate neuronal weights, so that the squared error between the calculated outputs and observed outputs from the training set is minimized. Such an approach gives rise to an unconstrained nonlinear minimization problem, which can be solved with a number of existing

methods. First order methods (such as steepest descent) sometimes lack fast convergence, while second order methods (e.g. Newton’s method) are computationally expensive [3, 4]. Johansson et al. [6] compare the use of conjugate gradient method in backpropagation with conventional backpropagation and steepest descent. (Conventional backpropagation refers to steepest descent with constant learning rate, i.e. step size, instead of using line search to get step sizes for each iteration.) For the data tested (three, four and five bit parity problems) the authors report that conjugate gradient backpropagation is much faster than conventional backpropagation. Mangasarian [7] discusses the role of mathematical programming, particularly linear programming, in training neural networks, and demonstrates it on the system developed for breast cancer diagnosis.

Our study is motivated by neuro-control applications in complex systems. As neural networks are originally inspired by the human brain, one of the ultimate goals of neural network research is to demonstrate possible “brain-like” intelligence in the control area [15]. To this end, Werbos has summarized the pros and cons of five major neuro-control strategies [16]. Of these strategies, backpropagation of utility is capable of controlling a complex system to maximize a utility function. Tang and Pingle [11] have demonstrated that the backpropagation of utility algorithm is capable of modeling the dynamics of a one-dimensional planar robot and eventually providing proper control signal to drive the manipulator to follow a prescribed trajectory.

However, the success of the algorithm hinges upon sufficient training of a neural network to emulate the dynamic system.

In this paper we show that *combined* steepest descent and conjugate gradient methods offer advantages regarding neural network training over both of those methods if taken separately. Our task is to decide on the most appropriate strategy utilizing a combination of steepest descent and conjugate gradients for solving some randomly generated, as well as some benchmark data sets. In addition, we stress the importance of the above neural network training in a more complex system with application to neuro-control (e.g. robotic arm training).

The neural network training process is undoubtedly one of the most challenging tasks when designing a neural network. Moreover, it is a natural task for utilizing mathematical programming theory. In the sequel we elaborate further on this issue. Specifically, the process of obtaining appropriate weights in a neural network design utilizes two sets of equations. First, the *feedforward equations* are used to calculate the error function, i.e. the objective function to be minimized. This is a differentiable function. The *feedback equations* are next used to calculate the gradient vector, which is then used for defining search directions in order to minimize the error function. Well known methods from unconstrained nonlinear minimization of differentiable functions include steepest descent and conjugate gradient methods. An efficient method should be stable and should converge fast. The gradient direction is the direction of steepest descent. The conjugate directions introduce certain modifications in directions in order to speed up the convergence. (In particular, for a positive definite quadratic function of n variables, the convergence is achieved in n iterations.) In Section 2 we outline the backpropagation algorithm. Section 3 presents our computational results. Finally, in Section 4 the conclusions and directions for further research are presented. The Appendix contains our computational results in tabular form.

2. Backpropagation Algorithm

The backpropagation algorithm for training neural networks has been discussed in many papers (e.g. in Werbos [13]). The work in this paper

is a continuation of the work by Tang and Chen [10] where the authors compare basic backpropagation versus backpropagation through time algorithms. They presented a set of feedforward and feedback equations used for training neural networks. For completeness we briefly restate them.

Let us assume a neural network architecture with two hidden layers and with m inputs, n outputs, $H1$ hidden nodes in the first hidden layer, and $H2$ hidden nodes in the second hidden layer. For each input node there is a training sample consisting of T $(m + n)$ -dimensional vectors $(X_i(t), Y_j(t))$, where $(X_i(t), i = 1, \dots, m)$ is a set of input values, and $(Y_j(t), j = 1, \dots, n)$ the set of corresponding outputs. The basic idea is to train the network so that given a set of inputs $X_i(t), i = 1, \dots, m$, the network produces the set of outputs $\bar{Y}_j(t), j = 1, \dots, n$, which is as close as possible to its desired (or true) set of outputs $Y_j(t), j = 1, \dots, n$. In the sequel, W_l will denote the weight of network node l , and $s(z) = 1/(1 + e^{-z})$ will denote the sigmoidal transfer function.

In the basic backpropagation algorithm, the feedforward equations used to calculate the error function are given as follows [14]:

$$\begin{aligned} hid1_{h1}(t) &= \sum_{i=1}^m W_{(h1-1)*m+i} * X_i(t), \\ h1 &= 1, \dots, H1; \quad t = 1, \dots, T \end{aligned} \quad (1)$$

$$\begin{aligned} z1_{h1}(t) &= s(hid1_{h1}(t)), \\ h1 &= 1, \dots, H1; \quad t = 1, \dots, T \end{aligned} \quad (2)$$

$$\begin{aligned} hid2_{h2}(t) &= \sum_{h1=1}^{H1} W_{H1*m+(h2-1)*H1+h1} * z1_{h1}(t), \\ h2 &= 1, \dots, H2; \quad t = 1, \dots, T \end{aligned} \quad (3)$$

$$\begin{aligned} z2_{h2}(t) &= s(hid2_{h2}(t)), \\ h2 &= 1, \dots, H2; \quad t = 1, \dots, T \end{aligned} \quad (4)$$

$$\begin{aligned} net_j(t) &= \sum_{h2=1}^{H2} W_{H1*m+H1*H2+(j-1)*H2+h2} * z2_{h2}(t), \\ j &= 1, \dots, n; \quad t = 1, \dots, T \end{aligned} \quad (5)$$

$$\begin{aligned} \bar{Y}_j(t) &= s(net_j(t)), \\ j &= 1, \dots, n; \quad t = 1, \dots, T \end{aligned} \quad (6)$$

The objective is to minimize the weighted squared sum of errors, i.e.

$$E = \sum_{t=1}^T E(t) = \sum_{t=1}^T \sum_{j=1}^n 0.5[\bar{Y}_j(t) - Y_j(t)]^2 \quad (7)$$

This is an unconstrained minimization problem with differentiable function of weights W_l , $l = 1, \dots, H1 * m + H1 * H2 + H2 * n$. Therefore, in order to minimize it we need to calculate its gradient, i.e. $grad_W_l$. This is achieved via feedback equations as follows. For the *transfer* function $s(z) = 1/(1 + e^{-z})$, its derivative is $s'(z) = s(z) * (1 - s(z))$. Then,

$$grad_net_j(t) = (\bar{Y}_j(t) - Y_j(t)) * s'(net_j(t)), \quad j = 1, \dots, n \quad (8)$$

$$grad_hid2_{h2}(t) = \left[\sum_{j=1}^n W_{(H1*m+H1*H2+(j-1)*H2+h2} * grad_net_j(t) \right] * s'(hid2_{h2}(t)), \quad j = 1, \dots, n; t = 1, \dots, T \quad (9)$$

$$grad_hid1_{h1}(t) = \left[\sum_{h2=1}^{H2} W_{H1*m+(h2-1)*H1+h1} * grad_hid2_{h2}(t) \right] * s'(hid1_{h1}(t)), \quad h1 = 1, \dots, H1; t = 1, \dots, T \quad (10)$$

$$grad_W_{(h1-1)*m+i} = \sum_{t=1}^T grad_hid1_{h1}(t) * X_i(t), \quad h1 = 1, \dots, H1; i = 1, \dots, m \quad (11)$$

$$grad_W_{H1*m+(h2-1)*H2+h1} = \sum_{t=1}^T grad_hid2_{h2}(t) * s'(hid1_{h1}(t)), \quad h1 = 1, \dots, H1; h2 = 1, \dots, H2 \quad (12)$$

$$grad_W_{h1*m+H1*H2+(j-1)*H2+h2} = \sum_{t=1}^T grad_net_j(t) * s'(hid2_{h2}(t)), \quad h2 = 1, \dots, H2; j = 1, \dots, n \quad (13)$$

New weights are iteratively obtained as

$$W_l^{new} = W_l - \alpha_l * grad_W_l, \quad l = 1, \dots, H1 * m + H1 * H2 + H2 * n, \quad (14)$$

where α_l is the *learning rate*. In this paper, we use Jacobs' Delta-Bar-Delta [5] method for updating α_l .

In order to enhance the basic backpropagation algorithm, Werbos [13, 14] proposed the backpropagation through time algorithm, which incorporates limited memory from past time periods. This is achieved via a second set of weights W' , added to each hidden and output node. (See, for example, Tang and Chen [10])

2.1. Steepest Descent Versus Conjugate Gradient Algorithm

When minimizing an objective function, we want to find directions of steepest decrease in functional values. One can pose the following problem: For all directions y with some bounded length, find the direction of steepest descent in functional value of f at a given point x^0 , for which $\nabla f(x^0) \neq 0$. This is a nonlinear problem and its solution states that the steepest descent is the direction of the negative gradient. The steepest descent method is an iterative method moving from an initial point through a sequence of points in directions of negative gradients. At each iteration the step size is either obtained via one-dimensional optimization, or it is given in advance as a parameter (in the neural network vocabulary, this strategy corresponds to the basic backpropagation). For a quadratic function, a convergence of steepest descent method depends highly on the condition number of the quadratic matrix, which in turn depends on the difference between the smallest and largest eigenvalue of the matrix: if there is a big difference, the contours of the quadratic function are cigar shaped ellipsoids around the minimal point. This results in poorer convergence, especially closer to the minimal point. (For a non-quadratic function the idea is to use the Hessian of the objective at the solution point as if it were the quadratic matrix of a quadratic problem.)

Tang and Chen [10] studied backpropagation strategies where unconstrained minimization was performed via steepest descent algorithm. They concluded that over an extended number of iterations "the backpropagation through time algorithm is more robust and has a faster convergence rate". In this paper we study backpropagation using *conjugate gradient* method for unconstrained minimization, as well as a hybrid

between steepest descent and conjugate gradient. To that end, we briefly summarize the main idea behind a conjugate gradient algorithm.

Suppose we have $f : R^n \mapsto R$, where f is a twice continuously differentiable function. When minimizing a function, we want to have a descent method (like the steepest descent), but also a method that converges fast, say in a finite number of steps (unlike the steepest descent), when applied to the quadratic function. (It is reasonable to assume that a nonlinear function can be reasonably well approximated by a quadratic function in the neighborhood of a minimal point.) The method of conjugate gradients combines descent property and a finite convergence for the quadratic case. The method proceeds iteratively as follows. Start with x^0 . At iteration k let the new point x^k be obtained as $x^k = x^{k-1} + \alpha_k z^k$, where z^k is the direction of the move, and α_k is the step size. For a given direction z^k , α_k is obtained by minimizing f along z^k . Namely, let $F(\alpha^k) = f(x^{k-1} + \alpha_k z^k)$, and let α_k^* denote the minimum of F . Therefore

$$\begin{aligned} \frac{\partial F(\alpha_k^*)}{\partial \alpha_k} &= z^{kT} \nabla f(x^{k-1} + \alpha_k^* z^k) \\ &= z^{kT} \nabla f(x^k) = 0. \end{aligned} \quad (15)$$

In the case of a quadratic function, we can get an explicit representation of α_k^* . Let $f(x) = a + b^T x + \frac{1}{2} x^T Q x$, where Q is an $n \times n$ positive definite matrix. Then, $\nabla f(x^k) = b^T + Q x^k$, so

$$\alpha_k^* = -\frac{z^{kT} \nabla f(x^{k-1})}{z^{kT} Q z^k}. \quad (16)$$

For a method to be descent, we need to have $f(x^{k-1}) - f(x^k) > 0$, which by rearranging terms and using (16) translates to $z^{kT} \nabla f(x^{k-1}) \neq 0$. (I.e. for having a descent method, the only requirement is that the direction in k -th iteration, z^k , is not orthogonal to the gradient at preceding point, $\nabla f(x^{k-1})$). The next question is: which directions are good with respect to convergence? The *conjugate directions* are defined as follows.

Definition Two vectors $x \in R^n, y \in R^n$ are said to be *conjugate directions* with respect to an $n \times n$ symmetric positive definite matrix A if $x^T A y = 0$. (If $A \equiv I$, conjugate directions are standard orthogonal directions.)

Conjugate gradients are extensions of conjugate directions for differentiable functions. The conjugate gradient algorithm due to Fletcher and Reeves [2] runs as follows:

1. Select $x^0 \in R^n$, the initial or starting solution.
2. Evaluate $\nabla f(x^0)$, and let $z^1 = -\nabla f(x^0)$.
3. Generate x^1, x^2, \dots, x^n by minimizing f along the directions z^1, z^2, \dots, z^n , respectively, where $x^{k+1} = x^k + \alpha_{k+1}^* z^{k+1}$, and α_{k+1}^* minimizes $f(x^k + \alpha_{k+1} z^{k+1})$. (It is found, e.g., by line search). Define

$$z^{k+1} = -\nabla f(x^k) + \frac{\nabla f(x^k)^T \nabla f(x^k)}{\nabla f(x^{k-1})^T \nabla f(x^{k-1})} z^k. \quad (17)$$

The first part of z^{k+1} corresponds to steepest descent, and the second part is the ‘‘modification’’ introduced to speed up the convergence, based on conjugate directions.

If $\nabla f(x^k)^T \nabla f(x^k) \leq \epsilon$, where ϵ is a small tolerance, the algorithm will stop, since it will assume $\nabla f(x^k) = 0$. Otherwise, for quadratic f it will stop after n iterations. If the function is not quadratic, the convergence in n steps is not guaranteed. Polak-Ribière-Polyak (see e.g. Avriel [1]) proposed the version of conjugate gradient algorithm where $z^{k+1} = -\nabla f(x^k) + \beta_k z^k$, $k = 1, 2, \dots$ and

$$\beta_k = \frac{[\nabla f(x^k) - \nabla f(x^{k-1})]^T \nabla f(x^k)}{\nabla f(x^{k-1})^T \nabla f(x^{k-1})}. \quad (18)$$

Global convergence holds if the method is periodically restarted. For example, if every n steps we choose $z^{k+1} = -\nabla f(x^k)$, $k = n, 2n, 3n, \dots$ (which corresponds to the steepest descent direction). The convergence of conjugate gradient algorithm strongly depends on the initial point. If relatively ‘far away’ from the minimum, the approximation with a quadratic function will not be accurate (which is a prerequisite for the success of conjugate gradient strategy), and the method will be incapable to get a good convergence. Therefore, it seems appropriate to use a combination of the two gradient approaches: first, in a limited number of iterations use steepest descent, and then switch to conjugate gradient to speed up the convergence towards the minimal point.

2.2. Conjugate Gradient Algorithm Applied to Backpropagation in Neural Networks

First, the feedforward equations are used to calculate the objective function (a differentiable function of weights) to be minimized. Then, the feedback equations lead to the gradient calculation. Those subroutines are used in the conjugate gradient algorithm employing Polak-Ribière-Polyak (PRP) strategy. One-dimensional subproblems (to get the right step size in each iteration) employ line search minimization. One-dimensional minimization was performed using parabolic interpolation and Brent's method (see, e.g. Vetterling et al. [12]). Brent's method can be implemented so that it optionally utilizes the derivative information available for one-dimensional problems. In the next section we compare different backpropagation strategies.

3. Computational Results

Our approach of combining steepest descent and conjugate gradients was first tested on randomly generated data for the *sinus* function. The network has one input node ($m = 1$), one output node ($n = 1$), and 20 hidden nodes ar-

ranged in two hidden layers each having 10 nodes. We generated twenty pairs ($T = 20$) of $(X_i, Y_i = \sin(X_i))$ points and 'fed' it to the network. By adjusting the weights, the task was to minimize the sum of squared errors between values \bar{Y}_i (which the network would output) and the true values Y_i . The program was written in C and conjugate gradient routines from Vetterling et al. [12] were used. The testing was performed on a Sun SPARC 2 workstation.

The following versions of backpropagation strategy were tested:

1. BBSD (Basic backpropagation with steepest descent);
2. BTSD (Backpropagation through time with steepest descent);
3. BBCG (Basic backpropagation with conjugate gradients);
4. BTCG (Backpropagation through time with conjugate gradients);
5. BBCGD (Basic backpropagation with conjugate gradients using derivatives for one-dimensional optimization);
6. BTCGD (Backpropagation through time with conjugate gradients using derivatives for one-dimensional optimization);

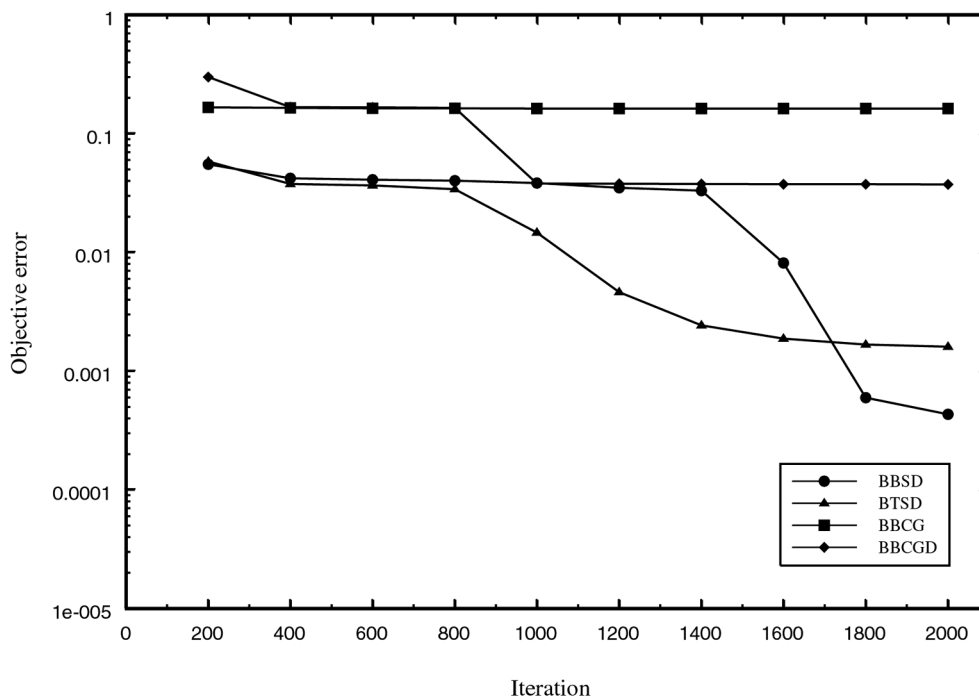


Fig. 1. Sine Data with Random Initial Weights

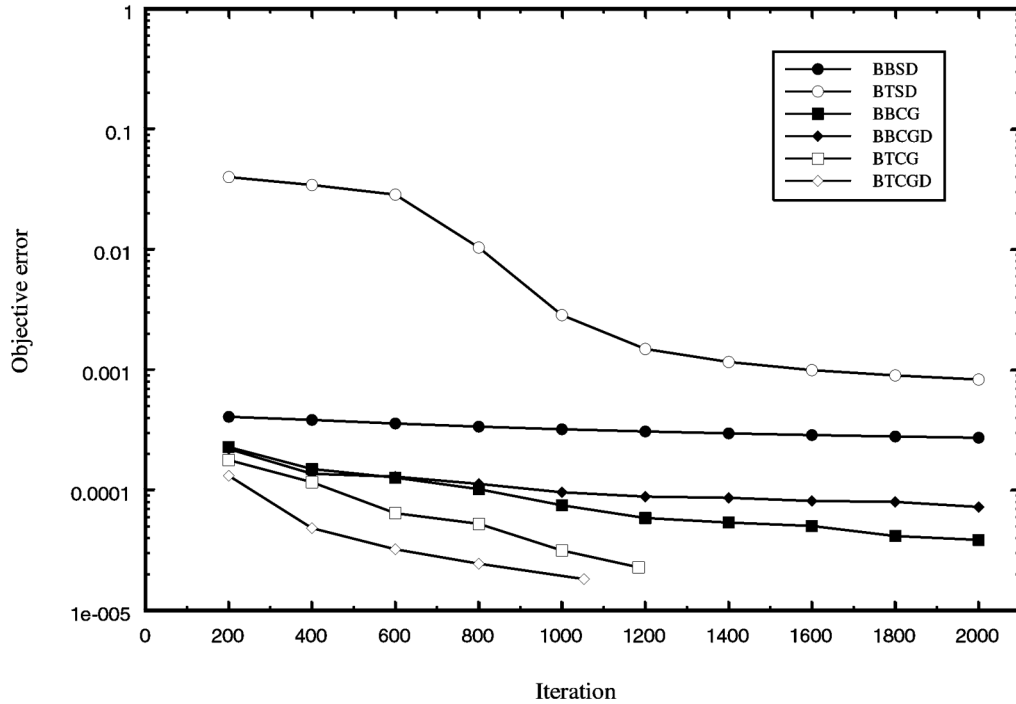


Fig. 2. Sine Data with Initial Weights after 2000 iteration of BBSD

BBSD and BTSD strategies were implemented using the same parameters, and delta-bar-delta rule as in Tang and Chen [10], so we will not elaborate it further. In the BTSD algorithm, the time component was introduced after 100 iterations of BBSD, since the preliminary testing suggested that a delay in introducing the time component results in more robust algorithm. (One iteration is one run over the complete training set.)

We first ran 2000 iterations of each of the six different strategies with *randomly generated* initial weights (from the interval $[-0.1, 0.1]$). The results are displayed in Figure 1. The versions BTCG and BTCGD did not show convergence, hence we omitted them from display. The tabular displays accompanying the figures and showing computational times are presented in the Appendix.

If the criterion $\nabla f(x^k)^T \nabla f(x^k) \leq \epsilon$ is achieved, the conjugate gradient algorithm stops. In our implementation $\epsilon = 10e - 8$ is the prescribed tolerance. From the results, it appears that for a small number of iterations BBSD works better than other variants. (For an extended number of iterations, BTSD outperforms the basic backpropagation, but the convergence overall is slow compared with the convergence obtained when

conjugate gradients are introduced.) Therefore, we decided to save in a file the weights obtained after 2000 iterations of BBSD, and use them as initial weights for the next round of testing. The results are displayed in Figure 2.

It is clear that, closer to the minimal point, the conjugate gradient strategy outperforms steepest descent. It is more computationally intensive and requires more computing time, but the quality of the solution is one order of magnitude better. (An iteration of steepest descent requires approximately 0.03 seconds, while an iteration of conjugate gradient method requires approximately 0.14 seconds.) The time component introduced in backpropagation (backpropagation through time) adds to solution quality, without adding extra computational time. Utilization of derivatives in one-dimensional optimizations (to obtain the best step size for moving along the given direction) adds to expensiveness of the algorithm, with marginal increase in the quality of the solution. (An iteration of conjugate gradient with derivatives requires approximately 0.22 seconds.) On the basis of tested problems, we therefore suggest to use the backpropagation through time conjugate gradient variant without derivatives, i.e. the version BTCG.

Additional testing was performed on a benchmark data set for the prediction of energy con-

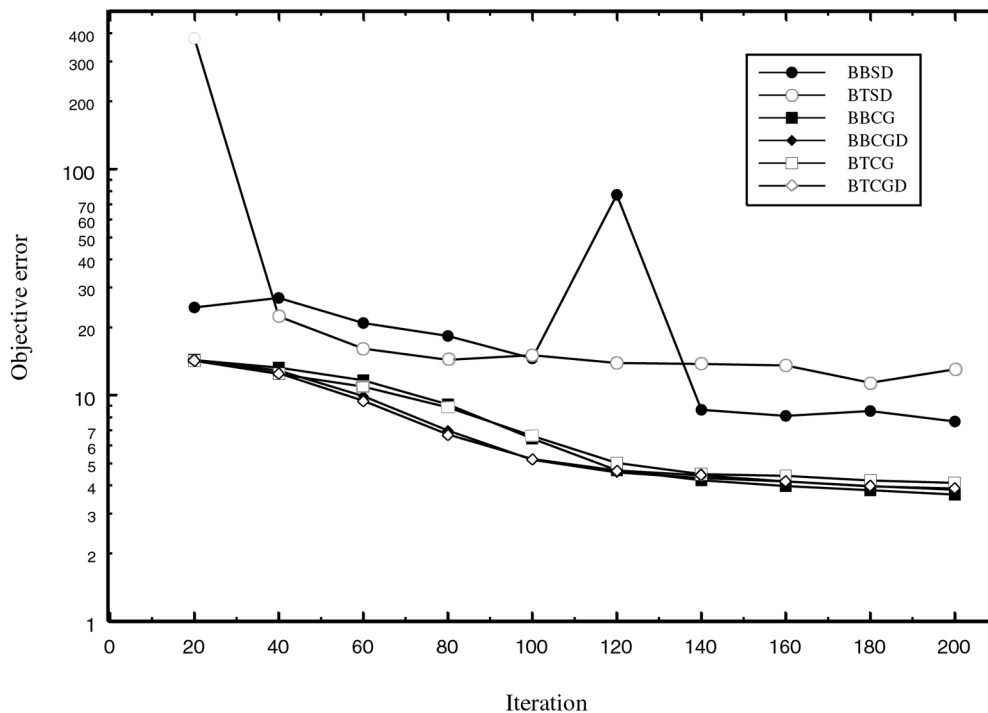


Fig. 3. Energy Prediction Data with Random Initial Weights

sumption in a building. It is part of a set of benchmark problems called *Proben1*¹ for ANN learning [8]. In [8], Prechelt has included 15 benchmarking data sets from 12 different domains for ANN prediction and classification applications. All but one of the database are data from real experiments. The building energy prediction database is one of the 15 datasets available.

This dataset was created based on a benchmark problem of “The Great Energy Predictor Shootout – the first building data analysis and prediction problem” contest, organized in 1993 for the *American Society of Heating, Refrigerating, and Air-Conditioning Engineers (ASHRSE)* meeting in Denver, Colorado. The contest task was to predict the hourly consumption of electrical energy, hot water, and cold water based on the date, time of day, outside temperature, outside air humidity, solar radiation, and wind speed. Complete hourly data for 88 consecutive days were given for training.

The inputs to the neural networks including date, hour, weather-related parameters (temperature, humidity, solar radiation and wind speed) are encoded into $m = 14$ parameters. There are

$n = 3$ outputs, the predicted hourly consumption of electrical energy, hot water and cold water. The dataset consists of 88 days of hourly data. With the exception of the first day (resp., the last day), which only has 22 hours (resp., 18 hours) of data, all 24-hours are available, hence a total of $T = 2104$ samples. We initially ran 200 iterations of each of the algorithms, and the results are displayed in Figure 3.

Backpropagation through time variants was introduced after 10 iterations. The iterations of steepest descent variants require less cpu time than the iterations of conjugate gradients versions, but the convergence is slower. Based on the experience with randomly generated *sinus* data, we saved the weights obtained after 200 iterations of steepest descent algorithm BBSD. In the next round of testing, we ran 100 iterations of the algorithms starting with weights generated from BBSD. The results are displayed in Figure 4, with better presentation of conjugate gradient variants repeated on a larger scale in Figure 5.

Similarly as in the case of randomly generated data, it seems that the best strategy is to initially run backpropagation based on steep-

¹ The database is available through the internet via ftp to the Neural Bench archive at Carnegie Mellon University with internet address “ftp.cs.cmu.edu”, directory “/afs/cs/project/connect/bench/contrib/prechelt”

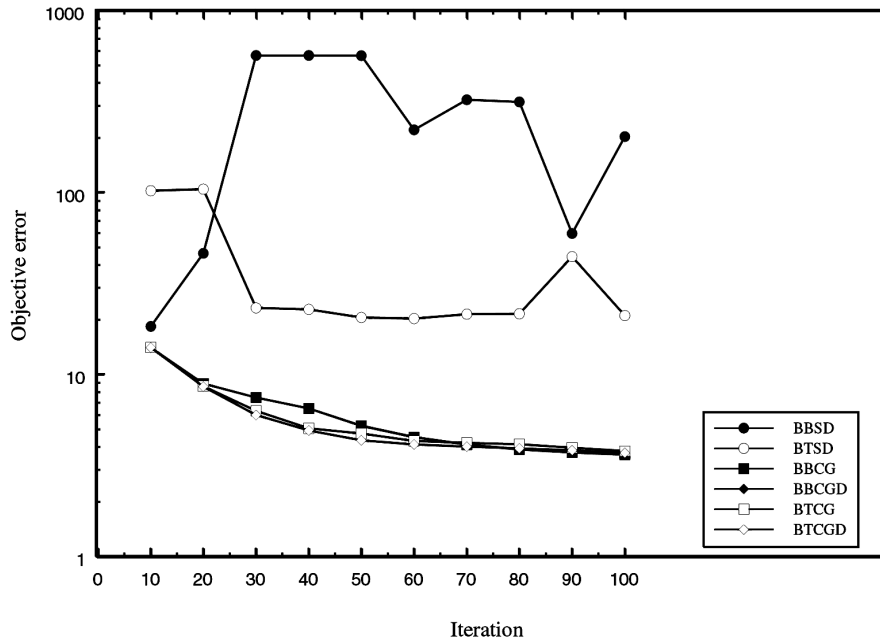


Fig. 4. Energy Prediction Data with Initial Weights after 200 Iterations of BBSD

est descent, followed by the conjugate gradient version of backpropagation. In this way, comparable results can be obtained much faster, due to ‘cheaper’ steepest descent initial iterations. When the search comes closer to a minimal point, the conjugate gradient strategy provides much better convergence. The conjugate gradient versions which employ derivatives for one-dimensional optimization (i.e. algorithms BBCGD and BTCGD) take much more time than the basic conjugate gradient versions,

without improving the convergence. Regarding the convergence and speed, the backpropagation through time strategy combined with conjugate gradients provides similar results as the basic backpropagation. Hence, as in the case of randomly generated sinus data, it seems that the best backpropagation strategy is to initially run steepest descent, and then conjugate gradient algorithm.

In sum, from this study we confirmed our intuition that backpropagation with steepest decent

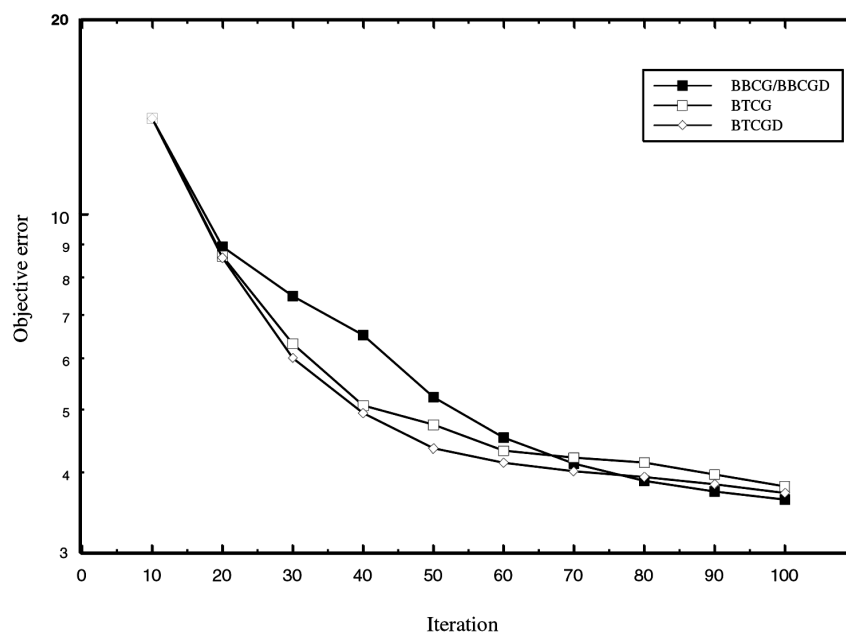


Fig. 5. Energy Prediction Data with Initial Weights after 2000 Iterations of BBSD

combined with conjugate gradient offers a powerful tool for training neural network.

4. Conclusions and Directions for Further Research

In this paper we studied the benefits of combining steepest descent and conjugate gradient algorithms as strategies to guide backpropagation when training artificial neural networks. A neural network architecture with 2 hidden layers (each with 10 hidden nodes) was trained on randomly generated data for the sinus function,

as well as some benchmark data corresponding to energy prediction in applications from construction industry. The results suggest that with the combined strategy (start with steepest descent, then switch to conjugate gradient) one is able to achieve better accuracy in training than it would be achieved with separate strategies.

The next task is to utilize the gained knowledge in a more complex learning systems, and in neural networks with more complex structure (in terms of input, output, and hidden nodes). From this study, we believe that steepest decent combined with conjugate gradient will offer a fast alternative in training such neural network.

4.1. Appendix: Tabulated Data

iter	BBSD		BTSD	
	obj. value	time(sec)	obj. value	time(sec)
200	5.51918e-02	5.89	5.84926e-02	6.15
400	4.20617e-02	11.86	3.77279e-02	12.48
600	4.09564e-02	17.77	3.67574e-02	18.83
800	4.02316e-02	23.73	3.40680e-02	25.16
1000	3.84569e-02	29.70	1.47054e-02	31.48
1200	3.49867e-02	35.66	4.61972e-03	37.81
1400	3.31051e-02	41.63	2.43466e-03	44.11
1600	8.13298e-03	47.60	1.87984e-03	50.41
1800	5.96908e-04	53.57	1.67619e-03	56.68
2000	4.32921e-04	59.54	1.60801e-03	62.98

Table 1. Steepest descent strategy with random initial weights applied to randomly generated sinus data with $m = 1$, $n = 1$, $T = 20$

iter	BBCG		BTCG	
	obj. value	time(sec)	obj. value	time(sec)
200	1.66632e-01	30.81	(iter 195) 1.68171e-01	32.64
400	1.65184e-01	58.53	-	-
600	1.63490e-01	85.73	-	-
800	1.63240e-01	113.07	-	-
1000	1.63143e-01	141.18	-	-
1200	1.63007e-01	169.79	-	-
1400	1.62951e-01	197.63	-	-
1600	1.62914e-01	225.36	-	-
1800	1.62874e-01	253.18	-	-
2000	1.62846e-01	282.23	-	-

Table 2. Conjugate gradient strategy with random initial weights applied to randomly generated sinus data with $m = 1$, $n = 1$, $T = 20$

iter	BBCGD		BTCGD	
	obj. value	time(sec)	obj. value	time(sec)
200	2.99806e-01	45.91	(iter 136) 2.80799e-01	41.37
400	1.67681e-01	90.59	-	-
600	1.66815e-01	129.10	-	-
800	1.64857e-01	169.27	-	-
1000	3.79787e-02	210.03	-	-
1200	3.78247e-02	247.07	-	-
1400	3.76944e-02	283.25	-	-
1600	3.75606e-02	320.24	-	-
1800	3.74953e-02	356.84	-	-
2000	3.72957e-02	393.61	-	-

Table 3. Conjugate gradient using one-dimensional derivatives strategy with random initial weights applied to randomly generated sinus data with $m = 1, n = 1, T = 20$

iter	BBSD		BTSD	
	obj. value	time(sec)	obj. value	time(sec)
200	4.08008e-04	5.91	4.00017e-02	6.23
400	3.83492e-04	11.88	3.44060e-02	12.52
600	3.59130e-04	17.90	2.85534e-02	18.82
800	3.38109e-04	23.87	1.04022e-02	25.13
1000	3.21317e-04	29.84	2.84873e-03	31.67
1200	3.07937e-04	35.81	1.49020e-03	38.42
1400	2.97030e-04	41.78	1.16497e-03	45.25
1600	2.88016e-04	47.76	9.94031e-04	51.61
1800	2.80147e-04	53.74	8.99585e-04	57.93
2000	2.73437e-04	59.71	8.31274e-04	64.38

Table 4. Steepest descent strategy with initial weights obtained after 2000 iterations of BBSD algorithm, applied to randomly generated sinus data with $m = 1, n = 1, T = 20$

iter	BBCG		BTCG	
	obj. value	time(sec)	obj. value	time(sec)
200	2.28338e-04	27.77	1.77901e-04	30.38
400	1.50411e-04	54.82	1.16926e-04	58.28
600	1.27348e-04	81.87	6.44193e-05	85.64
800	1.02013e-04	109.61	5.26974e-05	112.97
1000	7.49826e-05	137.67	3.15274e-05	140.00
1200	5.86813e-05	165.36	(iter 1184) 2.28776e-05	165.49
1400	5.37407e-05	191.59	-	-
1600	5.04510e-05	218.55	-	-
1800	4.16955e-05	246.16	-	-
2000	3.87314e-05	273.78	-	-

Table 5. Conjugate gradient strategy with initial weights obtained after 2000 iterations of BBSD algorithm, applied to randomly generated sinus data with $m = 1, n = 1, T = 20$

iter	BBCGD		BTCGD	
	obj. value	time(sec)	obj. value	time(sec)
200	2.20602e-04	38.33	1.32201e-04	51.55
400	1.37276e-04	78.95	4.85593e-05	118.15
600	1.29941e-04	119.54	3.23013e-05	175.94
800	1.12976e-04	157.41	2.45562e-05	232.77
1000	9.62196e-05	193.58	(iter 1053) 1.82998e-05	308.86
1200	8.86204e-05	235.02	-	-
1400	8.64339e-05	276.85	-	-
1600	8.13103e-05	318.90	-	-
1800	8.00507e-05	360.81	-	-
2000	7.27481e-05	401.32	-	-

Table 6. Conjugate gradient using one-dimensional derivatives strategy with initial weights obtained after 2000 iterations of BBSD algorithm, applied to randomly generated sinus data with $m = 1$, $n = 1$, $T = 20$

iter	BBSD		BTSD	
	obj. value	time(sec)	obj. value	time(sec)
20	24.519	93.39	380.130	96.83
40	27.016	186.93	22.356	194.59
60	20.885	280.61	16.098	295.65
80	18.322	374.43	14.355	393.37
100	14.581	468.30	15.069	491.11
120	77.067	562.20	13.921	588.94
140	8.628	656.1	13.785	687.00
160	8.120	750.03	13.569	785.08
180	8.536	844.12	11.382	883.06
200	7.667	939.17	13.050	981.01

Table 7. Steepest descent strategy with random initial weights applied to Energy prediction data with $m = 14$, $n = 3$, $T = 2104$

iter	BBCG		BTCG	
	obj. value	time(sec)	obj. value	time(sec)
20	14.323	713.01	14.228	764.33
40	13.267	1371.64	12.443	1417.50
60	11.658	2045.48	10.924	2074.38
80	9.125	2699.71	8.844	2767.23
100	6.446	3340.48	6.619	3457.59
120	4.666	3961.86	5.022	4129.56
140	4.209	4577.71	4.483	5113.05
160	3.965	5165.32	4.403	5424.89
180	3.802	5729.07	4.199	6018.29
200	3.637	6316.07	4.095	6625.64

Table 8. Conjugate gradient strategy with random initial weights applied to Energy prediction data with $m = 14$, $n = 3$, $T = 2104$

iter	BBCGD		BTCGD	
	obj. value	time(sec)	obj. value	time(sec)
20	14.340	1180.28	14.232	1261.44
40	12.872	2061.87	12.539	2446.78
60	9.921	2944.66	9.475	3683.84
80	6.985	3795.30	6.725	4906.39
100	5.193	4624.81	5.230	6024.89
120	4.563	5462.34	4.647	7265.48
140	4.305	6238.41	4.421	8280.41
160	4.163	7012.21	4.160	9314.35
180	3.968	7769.87	3.957	10362.34
200	3.822	8495.42	3.870	11409.53

Table 9. Conjugate gradient using one-dimensional derivatives strategy with random initial weights applied to Energy prediction data with $m = 14, n = 3, T = 2104$

iter	BBSD		BTSD	
	obj. value	time(sec)	obj. value	time(sec)
10	18.384	47.15	102.315	48.05
20	46.407	94.19	104.516	96.93
30	567.611	141.36	23.288	146.14
40	567.571	188.54	22.785	197.94
50	566.193	235.71	20.575	248.69
60	221.390	282.94	20.298	300.30
70	324.167	330.18	21.458	350.17
80	315.227	378.23	21.617	399.52
90	59.630	425.51	44.465	450.53
100	202.933	472.65	21.100	501.05

Table 10. Steepest descent strategy with initial weights obtained after 200 iterations of BBSD algorithm, applied to Energy Prediction data with $m = 14, n = 3, T = 2104$

iter	BBCG		BTCG	
	obj. value	time(sec)	obj. value	time(sec)
10	14.086	330.07	14.086	347.16
20	8.925	631.01	8.632	682.67
30	7.487	906.01	6.316	987.66
40	6.515	1184.68	5.073	1291.89
50	5.225	1474.37	4.739	1581.21
60	4.525	1748.22	4.321	1877.69
70	4.124	2017.45	4.214	2159.06
80	3.880	2301.37	4.139	2438.4
90	3.736	2576.11	3.967	2727.34
100	3.628	2852.75	3.804	3033.29

Table 11. Conjugate gradient strategy with initial weights obtained after 200 iterations of BBSD algorithm, applied to Energy Prediction data with $m = 14, n = 3, T = 2104$

iter	BBCGD		BTCGD	
	obj. value	time(sec)	obj. value	time(sec)
10	14.085	508.72	14.085	526.19
20	8.926	938.08	8.578	1021.41
30	7.490	1329.16	6.004	1618.57
40	6.518	1713.83	4.935	2165.16
50	5.240	2094.81	4.355	2657.51
60	4.538	2485.24	4.136	3209.48
70	4.135	2881.54	4.015	3664.97
80	3.887	3285.44	3.931	4253.95
90	3.746	3691.18	3.831	4828.65
100	3.632	4073.43	3.715	5349.05

Table 12. Conjugate gradient using one-dimensional derivatives strategy with initial weights obtained after 200 iterations of BBSD algorithm, applied to Energy Prediction data with $m = 14$, $n = 3$, $T = 2104$

Acknowledgement

The research of Jadranka Skorin-Kapov was partially supported by the NSF grants DDM-937417, SBR-9602021 and ANIR-9814014. The research of Wendy Tang was partially supported by the NSF grants ECS-9407363, ECS-9626655, ECS-9700313.

References

- [1] M. Avriel, 1976. *Nonlinear Programming: Analysis and Methods*, Prentice-Hall Series in Automatic Computation.
- [2] R. Fletcher and BC.M. Reeves, 1964. "Function Minimization by Conjugate Gradients," *Computer Journal*, 7, 149-154.
- [3] S. Haykin, *Neural Networks: A Comprehensive Foundation*, Second Edition, Prentice Hall, 1998.
- [4] J. Hertz, A. Krogh, and R.G. Palmer, *Introduction to the Theory of Neural Computation*, Addison Wesley, 1990.
- [5] R. Jacobs, "Increased Rates of Convergence Through Learning Rate Adaptation", *Neural Networks*, Vol.1, pp. 295-307, 1998.
- [6] E.M. Johansson, F.U. Dowla and D.M. Goodman, "Backpropagation Learning for Multi-Layer Feed-Forward neural Networks Using the Conjugate Gradient Method," Preprint, Lawrence Livermore National Laboratory, 1992.
- [7] O.L. Mangasarian, 1993. "Mathematical Programming in Neural Networks," *ORSA Journal on Computing*, 5(4), pp. 349-360, 1993.
- [8] L. Prechelt, "PROBEN1 - A Set of Neural Network Benchmark Problems and Benchmarking Rules", Technical Report 21/94, Universitat Karlsruhe, Karlsruhe, Germany", September 1994.
- [9] J. Skorin-Kapov and W. Tang, "On Gradient Based Minimization Used in Backpropagation Method for Training Artificial Neural Networks," TR-770, College of Engineering and Applied Sciences, State University of New York at Stony Brook, 1999.
- [10] K.W. Tang and H.-J. Chen, "Comparing Basic Backpropagation and Backpropagation Through Time Algorithms" in the *1995 World Congress on Neural Networks*, Washington. D.C., July 17-21, 1995.
- [11] K.W. Tang and G. Pingle, "Exploring Neuro-Control with Backpropagation of Utility", Ohio Aerospace Institute Neural Network Symposium and Workshop, Athens, Ohio, August 21-22, 1995, pp. 107-137.
- [12] W.T. Vetterling et al., *Numerical Recipes in C: the art of scientific computing*, Cambridge University Press, 1988.
- [13] P.J. Werbos, "Backpropagation Through Time: What It Does and How to Do It," *Proceedings of the IEEE*, 78(10), pp.1550-1560, 1990.
- [14] P.J. Werbos, *The Roots of Backpropagation*, John Wiley and Sons, Inc., New York, 1994.
- [15] P.J. Werbos and R. Santiago, "Brain-Like Intelligence in Artificial Models: How Can We Really Get There," *Above Threshold, International Neural Network Society*, 2(2), pp.8-12, 1993.
- [16] P.J. Werbos, "A Menu of Designs for Reinforcement Learning Over Time," *Neural Networks for Control*, W.T. Miller, R.S. Sutton and P.J. Werbos, MIT Press, pp. 67-95, 1990.

Received: August, 1999

Revised: April, 2000

Accepted: May, 2000

Contact address:

Jadranka Skorin-Kapov
W.A. Harriman School for Management and Policy
State University of New York at Stony Brook
Stony Brook, NY 11794-3775
phone: (631) 632-7426
e-mail: jskorin@notes.cc.sunysb.edu
USA

K. Wendy Tang
Department of Electrical and Computer Engineering
State University of New York at Stony Brook
Stony Brook, NY 11794-2350
phone: (631) 632-8404
e-mail: wtang@ee.sunysb.edu
USA

JADRANKA SKORIN-KAPOV received her B.Sc.(1977) and M.Sc.(1983) degrees in Applied Mathematics from the University of Zagreb, and her Ph.D. (1987) in Operations Research from the University of British Columbia, Canada. She is currently a Professor at the W.A. Harriman School for Management and Policy, State University of New York at Stony Brook. Her research interests include combinatorial optimization, nonlinear programming, and development of solution procedures for difficult optimization problems arising in telecommunications, manufacturing, and facility layout and location. She has received five National Science Foundation grants and has published extensively, including articles in *Mathematical Programming*, *Operations Research Letters*, *ORSA Journal on Computing*, *Computers and Operations Research*, *Discrete Applied Mathematics*, *Telecommunication Systems*, *Journal of Computing and Information Technology*, *European Journal of Operational research*, and *Annals of Operations Research*.

K. WENDY TANG received her B.Sc.(1986), M.Sc.(1988), and Ph.D. (1991) degrees in Electrical Engineering from the University of Rochester in Rochester, New York. She is currently an Associate Professor at the Department of Electrical and Computer Engineering at the State University of New York at Stony Brook. Her research interests include artificial neural networks and communication networks. She is a recipient of the IEEE Third Millennium Award (2000), the IEEE Region 1 Award (1998), and the IEEE RAB Achievement Award (1998). She has also received several National Science Foundation grants and published in various journals in computers and communications.
