



Linfield College
DigitalCommons@Linfield

Oregon Wine Board Documents

Oregon Wine Board (OWB) Collection


4-1982

Vineyard Acreage in Oregon, 1982

Oregon State University Department of Agricultural & Resource Economics

Stanley D. Miles

Follow this and additional works at: https://digitalcommons.linfield.edu/owha_owb

 Part of the [Viticulture and Oenology Commons](#)

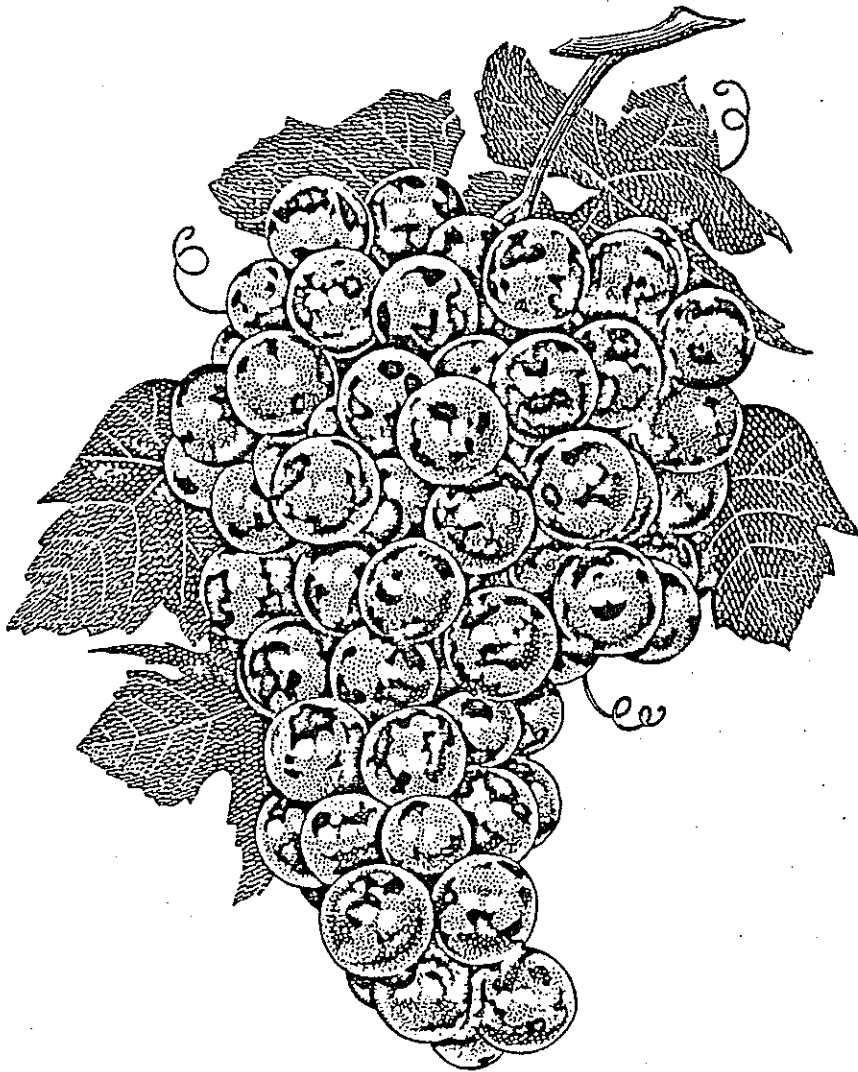
Recommended Citation

Oregon State University Department of Agricultural & Resource Economics and Miles, Stanley D., "Vineyard Acreage in Oregon, 1982" (1982). *Oregon Wine Board Documents*. Report. Submission 56. https://digitalcommons.linfield.edu/owha_owb/56

This Report is protected by copyright and/or related rights. It is brought to you for free via open access, courtesy of DigitalCommons@Linfield, with permission from the rights-holder(s). Your use of this Report must comply with the [Terms of Use](#) for material posted in DigitalCommons@Linfield, or with other stated terms (such as a Creative Commons license) indicated in the record and/or on the work itself. For more information, or if you have questions about permitted uses, please contact digitalcommons@linfield.edu.

File
File Copy

VINEYARD ACREAGE in OREGON, 1982



DEPARTMENT OF AGRICULTURE & RESOURCE ECONOMICS
OREGON STATE UNIVERSITY, CORVALLIS, OREGON

Vineyard Acreage in

Oregon
1982

Stanley D. Miles*

Introduction

In 1982, Oregon State University Extension Service was again asked to make a winegrape acreage survey in Oregon. Winegrape acreage is currently increasing dramatically and the Table Wine Research Advisory Board (TWRAB) is interested in keeping track of these changes.

In 1981 Extension made a survey of acreages by county for both bearing and nonbearing vineyards. This 1982 survey asked for additional information as to the acreages currently being established and those planned for the near future.

This report contains some comparisons between the 1981 and 1982 data. The data are not directly comparable because some of the vineyards reporting in 1982 are new or different from those reporting in 1981. The two-year comparisons are given to provide an indication of the changes taking place in the industry.

While we used various methods to get names and addresses of vineyard operators to include in the survey, we didn't reach them all and some have not responded. However, it is our judgment that the numbers included here represent 80 percent or more of the established vineyard acreage.

Acres Reported by Variety

The 1982 survey shows a 31 percent (224 acre) increase in bearing acreage over 1981 and a 68 percent (351 acre) increase in nonbearing acreage. (See Table I) Of the 224 acre increase in bearing acres, 140 acres or 63 percent were in the three varieties of Pinot Noir, White Riesling and Chardonnay. Of the 351 acre increase in nonbearing acres, 314 acres or 89 percent were in these same three varieties. These three varieties again dominate with 1,407 acres out of the total 1,812.

Survey results tabulated slightly over 1,800 acres of planted vineyards in 1982. Assuming that we have accounted for at least 80 percent of the acres, this indicates an estimated total of around 2,100 to 2,200 acres of commercial winegrapes in Oregon in 1982.

*Extension Economist, Economic Information Office, Oregon State University, Corvallis, Oregon 97331.

Table I
Oregon Winegrape Acres by Variety
1981-1982

Varieties	Bearing			Nonbearing			Total		
	1981	1982	(% Δ)	1981	1982	(% Δ)	1981	1982	(% Δ)
	--- acres ---			--- acres ---			--- acres ---		
Pinot Noir	241.1	299.5	(24)	162.7	285.6	(76)	403.8	585.1	(45)
White Riesling	176.7	221.3	(25)	89.4	158.2	(77)	266.1	379.5	(43)
Chardonnay	151.9	199.8	(32)	120.5	242.8	(101)	272.4	442.6	(62)
Cabernet Sauvignon	40.0	48.3	(21)	23.4	22.1	(-6)	63.4	70.3	(11)
Gewurztraminer	42.5	68.1	(60)	51.8	54.1	(4)	94.3	122.2	(30)
Gamay Beaujolais	13.8	29.1	(111)	4.6	5.8	(26)	18.4	34.9	(90)
Merlot	7.3	8.7	(19)	3.0	5.3	(77)	10.3	14.0	(36)
Sauvignon Blanc	8.3	11.0	(33)	3.6	17.2	(378)	11.9	28.2	(137)
Muller Thurgau	2.2	3.5	(59)	14.3	28.0	(96)	16.5	31.4	(90)
Zinfandel	1.2	1.5	(25)	---	3.9	(--)	1.2	5.4	(350)
Pinot Gris	1.7	4.4	(159)	27.0	26.2	(-3)	28.7	30.5	(6)
Misc. Red	1.1	11.4		6.5	0.3		7.6	11.6	
Misc. White	17.7	27.6		6.7	15.0		24.4	42.6	
Other I/	12.6	8.2		5.9	5.7		18.5	13.9	
Total	718.1	942.2	(31)	519.4	870.2	(68)	1,237.5	1,812.3	(46)

Note: Totals may not add due to rounding error. The numbers in parenthesis indicate the percentage change in acreage from 1981 to 1982.

I/ Varieties not specified.

Acres Reported by County

The primary areas of winegrape production in Oregon are the Willamette Valley, Douglas County, and the Jackson-Josephine County area. (See Table II) The two counties with the largest bearing acreages are Washington and Yamhill in the north-west portion of the Willamette Valley. Polk County, however, is coming on strong with over 250 nonbearing acres reported in 1982.

The number of vineyards reporting were also dominated by those from Washington and Yamhill counties. In 1982 there were 144 vineyards reporting bearing and/or nonbearing acreages. In 1981 we counted reports from 117 winegrape growers.

Table II
Oregon Winegrape Acreage by County
1981-1982

County	Bearing				Nonbearing				Total	
	1981		1982		1981		1982		1981	1982
Benton	(1)	11.0	(5)	21.2	(5)	19.6	(5)	23.8	30.6	45.0
Clackamas	(5)	6.5	(6)	9.2	(6)	9.9	(9)	15.8	16.4	25.0
Douglas	(6)	91.3	(12)	109.3	(10)	41.5	(8)	66.1	132.8	175.4
Jackson	(6)	50.9	(5)	49.0	(4)	9.2	(9)	41.3	60.1	90.3
Josephine	(4)	15.4	(6)	28.8	(11)	40.2	(10)	41.5	55.6	70.3
Lane	(3)	18.3	(5)	35.8	(8)	54.5	(12)	73.5	72.8	109.3
Linn	(2)	23.8	(2)	31.2	(2)	21.0	(2)	14.4	44.8	45.5
Marion	(3)	29.0	(3)	44.4	(4)	18.1	(4)	40.1	47.1	84.4
Morrow		---		---	(2)	8.5	(2)	11.5	8.5	11.5
Polk	(4)	14.6	(4)	33.3	(5)	45.6	(9)	252.4	60.2	285.7
Wasco		---	(2)	15.5		---	(2)	4.0	---	19.5
Washington	(15)	157.5	(15)	184.3	(16)	88.6	(12)	79.7	246.1	264.0
Yamhill	(25)	297.0	(26)	374.8	(23)	161.2	(23)	191.6	458.2	566.4
Other Counties	(3)	2.8	(3)	5.5	(1)	1.5	(1)	14.5	4.3	20.0
Total	(77)	718.1	(94)	942.2	(91)	519.4	(108)	870.2	1,237.5	1,812.3

Note: The number in parenthesis is the number of vineyards reporting.

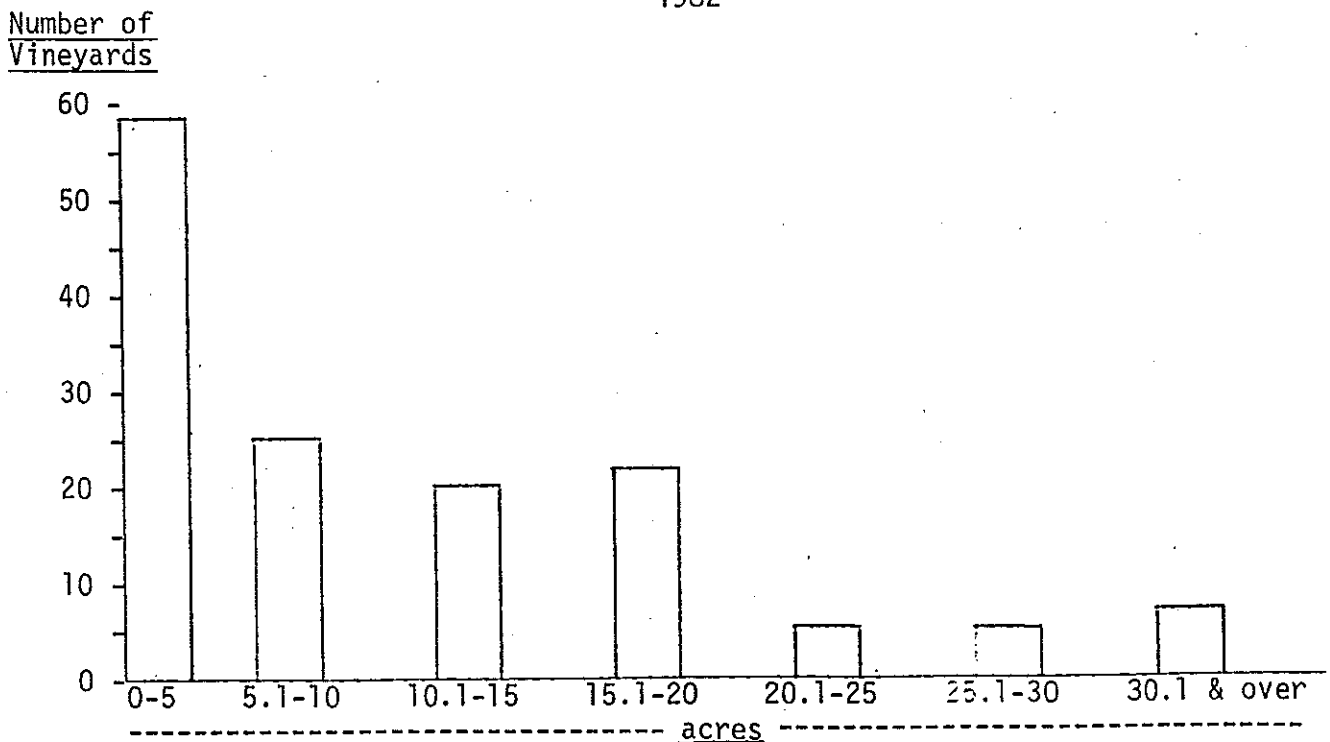
The Size of Oregon Vineyards

Winegrape acreages in Oregon are relatively small (Table III). Of the 144 vineyards reporting, only eight had 30 acres or more planted to winegrapes. One hundred twenty-six of the 144 had 20 or fewer acres. However, in comparing a similar table from the 1981 survey, it is apparent that the vineyards' average size is gradually increasing.

Table III
Vineyard Size Distribution
 by County
 1982

Size of Acreage County	County												Number of Vineyards	Total acres	
	Benton	Clackamas	Douglas	Jackson	Josephine	Lane	Linn	Marion	Polk	Washington	Yamhill	Other Counties			
--- acres ---															
0 - 5.1	4	11	7	5	5	5	-	1	4	5	6	5	58	158.2	
5.1 - 10.0	2	-	2	2	5	5	-	3	-	1	6	-	26	199.2	
10.1 - 15.0	-	-	1	1	1	-	1	-	2	6	6	2	20	253.3	
15.1 - 20.0	1	-	2	1	1	3	-	3	2	3	5	1	22	399.5	
20.1 - 25.0	-	-	1	1	-	-	-	-	-	-	3	-	5	117.6	
25.1 - 30.0	-	-	1	-	-	-	-	-	-	1	3	-	5	144.3	
30.1 & over	-	-	1	-	-	-	1	-	2	1	3	-	8	540.2	
Total	7	11	15	10	12	13	2	7	10	17	32	8	144	1,812.3	

Vineyard Size Distribution
 in Oregon
 1982



Yields and Prices

While the acreages by variety were quite consistently reported on the survey forms, the yield and price data was not very complete. We did tabulate yield and price information from the forms that provided this data. (See Table IV)

In reviewing this, remember that the data was not complete and no standard was used as to quality. Sugar content affects price, bunch rot and/or material other than grapes affect both price and yield.

Having said that, however, it is interesting to note that average yields reported in 1982 were about twice as high as those reported in 1981. In the last report we indicated a concern because of the low yields. Given the high yields received by some in 1982, it appears that Oregon vineyards have the potential of attaining very profitable production levels. The low yields in the table represent acreages that are just coming into production.

Table IV
Winegrape Yields & Prices
by Variety
1982

Variety	Yields Reported in Tons/Acre			Prices Reported in \$/ton		
	Weighted Average	High	Low	Weighted Average	High	Low
Pinot Noir	3.1	6.1	0.5	670	871	475
White Riesling	3.9	6.8	1.1	620	750	400
Chardonnay	3.5	6.6	0.2	860	1,019	525
Gewurtztraminer	3.2	6.6	0.6	703	750	600
Cabernet Sauvignon	3.9	7.1	1.0	623	675	450

New Plantings of Winegrapes

In the survey made for 1982 we asked for information on acreages being planted or in the planning stages. (See Table V) Respondents indicated that they planted 386 acres in 1982 and planned to establish another 719 acres in 1983. Also reported were 1,380 acres planned for the five year period 1984-88. When we look that far ahead the data is obviously less reliable. Also, in this survey we are not reaching all the potential operators in those future years. (One caution if adding these figures together is that the 386 acres planted in 1982 were included in the nonbearing figures in previous tables.)

Even in the new plantings, the top three varieties, Pinot Noir, White Riesling and Chardonnay, are predominant. Also, there appears to be an increasing interest in the planting of Gewurztraminer. There doesn't appear to be any outstanding changes in the future plantings of other varieties.

Table V
New Planting of Winegrapes
by Variety

Variety	1982 Planted Acreage	1983 Planned Acreage	1984-88 Future Plantings
	----- acres -----		
Pinot Noir	151.7	201.5	225.0
White Riesling	31.3	179.6	307.1
Chardonnay	147.9	185.4	256.4
Cabernet Sauv	9.6	25.0	68.0
Gewurztraminer	24.8	82.6	178.1
Gamay Beaujolais	3.5	1.5	3.6
Merlot	---	5.0	50.0
Sauvignon Blanc	2.2	13.1	58.5
Muller Thurgau	4.5	8.8	52.0
Zinfandel	3.2	---	---
Pinot Gris	3.7	8.2	31.5
Miscellaneous Red	---	1.1	1.0
Miscellaneous White	2.0	6.1	138.3 ^{1/}
Other ^{2/}	1.3	1.5	10.5
Total	385.7	719.4	1,380.0

^{1/} One farm indicated 50 acres each of two varieties.

^{2/} Varieties not specified.

Editorial Comment

The Oregon Wine Industry has a low volume, high quality and relatively high priced product. Many of you have worked very hard to develop the reputation and quality of Oregon wines. Careful planning is needed with this small industry that is apparently beginning to expand very rapidly.

American agriculture has been blessed with research, Extension, new varieties, new technology, etc. With all of this, total production of all crops has increased dramatically over the years. Production is so great that there are government programs to hold back acreages, find new markets and control our storage and carryover supplies.

This may be a critical time in the development of the Oregon Wine Industry. As a group, the winegrape growers and the wineries need to make sure the market for the product is expanded as fast as production. Thoughtful planning now may avoid some of the problems experienced in other phases of agriculture.

Table VI
1982 OREGON WINEGRAPES
BEARING ACREAGE BY COUNTY

Variety	Benton	Clackamas	Douglas	Jackson	Josephine	Lane	Linn	Marion	Polk	Washington	Wasco	Yamhill	Other Counties	Total
Pinot Noir	8.00	3.97	15.00	4.33	10.50	8.75	16.25	19.68	13.20	61.01	1.00	136.60	1.25	299.54
White Riesling	4.70	0.57	35.35	0.71	4.00	10.35	4.25	10.89	1.73	53.23	8.00	86.85	0.62	221.25
Chardonnay	2.90	1.00	10.75	14.77	4.06	6.55	0.15	10.47	9.90	42.83	3.00	93.25	0.13	199.76
Cabernet Sauv	1.52	0.10	18.75	18.32	2.10	0.29	2.50	---	---	0.05	0.50	3.55	0.57	48.25
Gewurztraminer	0.50	---	10.60	2.42	5.63	7.10	6.00	0.10	5.29	18.34	---	10.00	2.12	68.10
Gamay Beaujolais	2.40	1.50	7.90	---	2.00	0.71	0.25	3.22	0.80	0.15	---	10.10	0.06	29.09
Merlot	---	---	---	4.46	0.50	---	---	---	---	---	---	3.75	---	8.71
Sauvignon Blanc	0.10	---	3.70	1.02	---	---	---	---	---	1.19	3.00	2.00	---	11.01
Muller Thurgau	0.12	---	---	---	---	0.37	0.25	---	---	0.80	---	1.80	0.13	3.47
Zinfandel	0.05	---	1.30	---	---	0.14	---	---	---	---	---	---	---	1.49
Pinot Gris	0.05	---	---	---	---	0.10	---	---	---	---	---	4.20	---	4.35
Miscellaneous Red	0.40	0.03	---	1.80	---	1.15	1.00	---	---	---	---	6.98	---	11.36
Miscellaneous White	0.30	2.04	2.95	0.50	---	0.28	---	---	2.40	6.60	---	11.90	0.62	27.59
Other 1/	0.13	---	3.00	0.67	---	---	0.50	---	---	0.10	---	3.80	---	8.20
Total	21.17	9.21	109.30	49.00	28.79	35.79	31.15	44.36	33.32	184.30	15.50	374.78	5.50	942.17

1/ Varieties not specified.

Table VII
1982 OREGON WINEGRAPES
NONBEARING ACREAGE BY COUNTY

Variety	Benton	Clackamas	Douglas	Jackson	Josephine	Lane	Linn	Marion	Morrow	Polk	Washington	Wasco	Yamhill	Other Counties	Total
Pinot Noir	1.50	4.25	23.50	3.85	17.00	26.67	3.00	15.75	---	111.30	40.35	---	29.40	9.00	285.57
White Riesling	6.10	4.30	12.50	23.30	0.58	17.85	1.00	13.98	4.50	4.00	18.00	0.50	49.60	2.00	158.21
Chardonnay	7.50	1.84	13.70	5.90	5.50	10.65	2.00	7.50	---	121.60	13.20	---	50.90	2.50	242.84
Cabernet Sauv	2.90	0.10	0.40	5.37	1.37	2.56	3.35	1.00	1.50	2.05	0.55	0.50	0.40	---	22.05
Gewurztraminer	4.00	3.28	4.10	---	9.30	13.80	5.00	1.00	---	7.13	1.35	---	5.10	---	54.06
Gamay Beaujolais	---	1.50	---	---	1.25	---	---	---	---	3.00	0.05	---	---	---	5.80
Merlot	0.60	---	---	2.68	---	---	---	---	---	2.00	---	---	0.03	---	5.31
Sauvignon Blanc	---	---	3.00	---	0.50	---	---	0.33	1.50	---	0.90	3.00	8.00	---	17.23
Muller Thurgau	1.10	0.50	---	---	2.00	2.00	---	0.50	---	0.67	0.90	---	20.30	---	27.97
Zinfandel	---	---	3.20	0.18	---	---	---	---	---	---	---	---	0.50	---	3.88
Pinot Gris	---	---	---	---	---	---	---	---	---	0.05	2.50	---	23.64	---	26.19
Miscellaneous Red	---	0.03	---	---	---	---	---	---	---	0.25	---	---	---	---	0.28
Miscellaneous White	---	---	5.70	---	3.00	---	---	---	4.00	0.25	1.40	---	0.67	---	15.02
Other 1/	0.14	---	---	---	1.00	---	---	---	---	---	0.50	---	3.10	1.00	5.74
Total	23.84	15.80	66.10	41.28	41.50	73.53	14.35	40.06	11.50	252.35	79.70	4.00	191.64	14.50	870.15

1/ Varieties not specified.

Vineyard RespondentsBenton County

Alpine Vineyards
 Broadley Vineyards
 Kings Valley Vineyards
 Mary's Peak Vineyards
 McLain's Vineyards
 Natural High Farms
 Spielhof Vineyards
 Woodhall III Vineyards

Clackamas County

Arighi Vineyards
 Big Fir Winery
 Henry Endres Winery
 Joplin, Carl
 La Bonne Terre Vineyard
 Ladd Hill Vineyard
 Needy Vineyard
 Ritter, Milton & Chris
 Stephens Vineyard
 Walman, Don & Patricia
 Wasson Brothers Winery
 Weber, Bruce

Douglas County

Anderson Vineyard
 Ber-Mar Vineyards
 Chapmans Vineyard
 Doerner, Douglas
 Elkton Vineyards
 Gates' Elgarose Vinery
 Henry Winery
 Hillcrest Vineyard
 Humbug Vineyard
 McCorquodale Vineyard
 Red Hill Vineyard (Feren)
 Red Hill Vineyard (Howell)
 Sims Vineyard
 Vinedo Vineyard
 *Bjelland Vineyards

Jackson County

Applegate Vineyard
 Dunbar Orchards
 Evans Valley Vineyard
 Layne Vineyard
 Ousterhout, John
 Pacific Crest Vineyards
 Quail Run Vineyard
 Table Rock Vineyard
 Uncommon Ground Vineyard
 Valley View Vineyard
 Villa Rosa Vineyard

Josephine County

Dively, Edna Milar
 Feehely's Foothill Farm, Inc.
 Ferrell, Don
 Gerber, Ted
 Great Oak Vineyard
 Helen's Vineyard
 Lakeshore Vineyard
 Pair-A-Dice Vineyard
 Rockydale Vineyards
 Siskiyou Vineyards
 Villa Novia Vineyard
 *Oregon Caves Winery

Lane County

Briggs Hill Vineyards
 Chinquapinn Vineyards
 Crow Valley Vineyard
 Forgeron Vineyards
 Grace Hill Vineyard
 Hinman Vineyards
 Link, Sheila
 Lynch, James H.
 McKenzie River Vineyard
 Meyn, Werner & Margaret
 Patken Vale
 Rainsong Vineyard
 Shalvichris Vineyards
 *Wipper, Florian

Linn County

Markheim Vineyards
 Meadows Vineyard

Marion County

Ankeny Vineyard
 Champoeg Vineyard
 Mt. Angel Vineyard
 Porter's Vineyard
 Silver Falls Vineyards
 Skyline Vineyard
 Sunnyside Vineyards
 *Wahl Vineyard

Polk County

Bethel Heights Vineyard
 Cooper Hollow Vineyard
 Dusschee Vineyard
 Ellendale Vineyards
 Farmer Road Vineyard
 The Feltz Vineyard
 Flynn, W. J. Vineyard

Vineyard Respondents--Page 2

Polk County Cont'd

Gentzkow Vineyard
Greenwood, Edwin L. Vineyards
O'Connor Vineyard
Schwarzberg Vineyard
Serendipity Winery Cellers
Seven Springs Vineyard
Soleil Vineyard
Temperance Hill Vineyard

Washington County

Choban, Paul
The Courting Hill
Dion Vineyard
Five Mountains Vineyard
Heesacker Vineyards
Hickam, Ray
Ladd Hill Vineyard
Laurel Hill Vineyard
Mt. Cooper Vineyard
Mulhausen Vineyards
Perrault Vineyard
Reuter Hill Vineyard
Shafer Vineyard
Springdale Vineyard
Sunset Vineyards
Tualatin Vineyard
Windhill Vineyards
Wirtz Vineyards

Other Counties

Crippen Family Orchard - Hood River
Post Canyon Farms - Hood River
La Casa de Vin - Morrow
Nehalem Bay Vineyard - Tillamook
Bangsund Vineyards - Wasco
Smith-Cerne Vineyard - Wasco
Hillside Vineyard - Wasco

Yamhill County

*Adams Vineyard
Abbey Ridge Vineyards
Adelsheim Vineyard
Amity Vineyards
Cambus Bellus Vineyard
Cattrall, Bill
Chardonnay Oaks Vineyard
Chateau Benoit
Dundee Hills' Vineyard
Durant Vineyards
Elk Cove Vineyard
Eola Vineyards
Erath Vineyards
Eyrie Vineyards
Fuqua Vineyards
Hillside Farm
Hyland Vineyards
Jensen, Fred
Kirschwald Vineyard
Knudsen Vineyards
Marval Vineyards
*McDaniel Vineyards
*Red Hill Vineyards (Maresh)
Rich, John
Ridgecrest Vineyards
Saucy, Thomas A. Vineyards
Sokol Blosser Vineyards
Stewart Vineyards
Stonehedge Vineyard
Teppola Vineyard
Veritas Vineyard
Weber, Art
Woodland Hills Farm

New Vineyards**

Schloss Vineyards	- Benton	Luckiamube Vineyard	- Polk
Garrabrant, Hugh	- Hood River	Preedy, Larry & Alice	- Polk
Simonds, Dr. Paul	- Lane	Foster, Bob	- Wasco
Neuschwander, Roger	- Linn	Sorderstrom, Mike	- Wasco
Bernau, Jim	- Marion	Muntzert, Jim	- Washington
Krause, Mike	- Marion	Burger, Denis	- Yamhill
Wusstig & Huebner	- Marion	Mt. Arbor Nurseries	- Yamhill
Boardman Farms	- Morrow	Ribbon Ridge	- Yamhill

* Includes 1981 surveys.

** No planted acreage in 1982 but plan to plant during the period '83-'88.