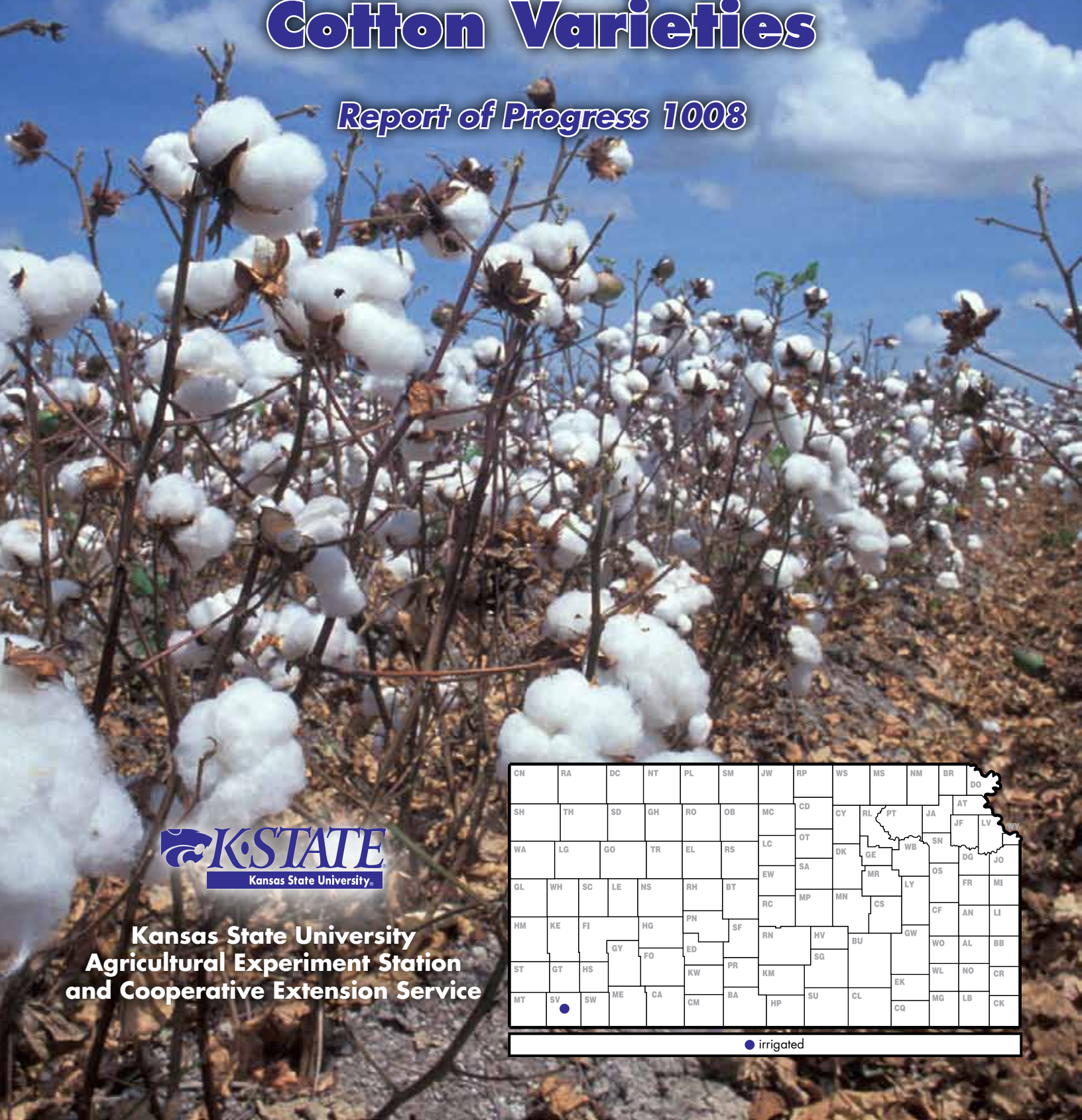


2008

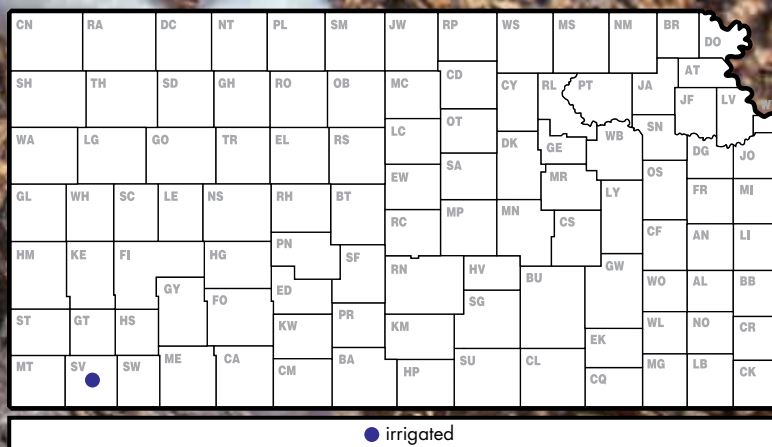
Kansas Performance Tests with

Cotton Varieties

Report of Progress 1008



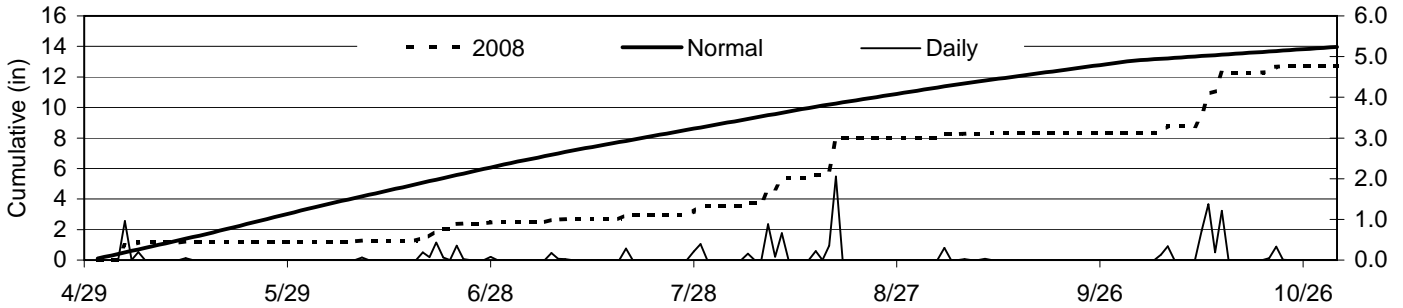
**Kansas State University
Agricultural Experiment Station
and Cooperative Extension Service**



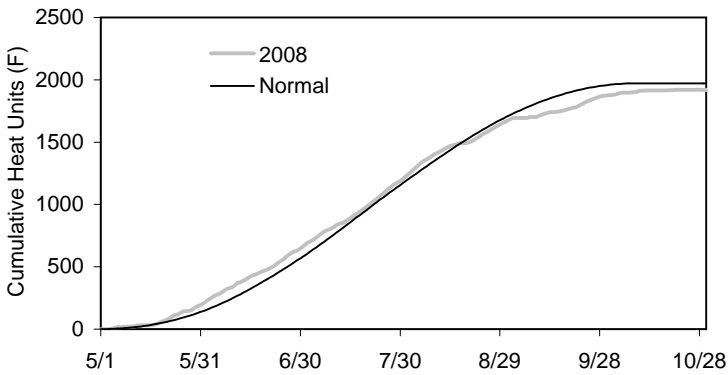
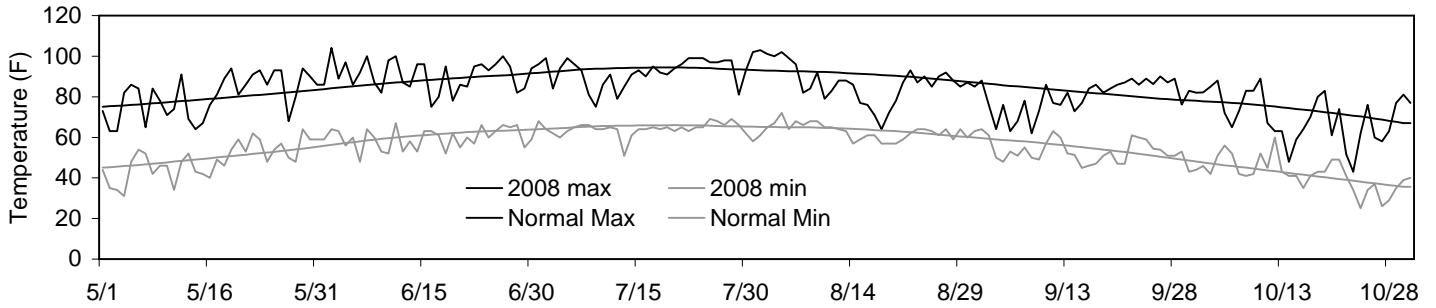
Stevens Co. Irrigated Cotton Performance Test, 2008

County:	Stevens	Soil Test:	P (ppm) 12	pH 7.2
Location:	Lahey Farms (Moscow)		K (ppm) 492	O.M.(%) 1.6
Soil Type:	Richfield			
		Previous Crop:	Corn	
Seeding Rate:	70000 seed/a			
Dates:				
Planting:	5/27/2008			
Harvest:	11/21/2008			

Precipitation



Temperature



Month	Avg Temp		Precipitation		GDD	
	2008	Normal	2008	Normal	2008	Normal
May	65	64	1.2	3.2	195	138
June	75	74	1.3	3.0	451	431
July	78	80	1.1	2.6	564	607
Aug	75	77	4.4	2.3	459	528
Sept	67	68	0.4	1.9	205	253
Oct	56	58	4.4	1.0	47	16
Total	69	70	12.7	14.0	1920	1972

Stevens Co. Irrigated Cotton Performance Test, 2008

		2008														
Company	Variety	Damage Rating*	Lint Yield, lb/a					Yield		% Lint	Mic	Length in	Unif. %	Strength g/tex	Color	
			2008	2007	2006	2yr Avg	3yr Avg	% of Test Avg	Grade							
AFD	5064F	1.4	423	1646	1628	1035	1232	86	0.18	2.85	1.14	80.25	24.05	61	2	
AFD	5065B2F	1.8	402	1370	1498	886	1090	82	0.16	2.80	1.15	80.75	24.90	61	1	
Americot	NG_1551_RF	1.4	512	1363	--	937	--	105	0.17	3.00	1.19	81.80	26.40	51	1	
Americot	NG_1556RF	1.6	418	1303	--	861	--	85	0.14	3.10	1.18	83.40	25.20	51	1	
BayerCS	BCSX_0704B2F	1.6	334	--	--	--	--	68	0.16	2.70	1.11	78.95	21.70	61	1	
BayerCS	BCSX_4366B2F	3.0	481	--	--	--	--	98	0.20	2.95	1.20	81.60	23.05	61	1	
DP&L	07W505DF	1.4	376	--	--	--	--	77	0.18	2.70	1.12	79.40	21.30	61	1	
DP&L	07X440DF	1.2	486	--	--	--	--	99	0.20	2.15	1.12	78.95	20.40	61	1	
DP&L	DP_0924_B2RF	1.8	468	--	--	--	--	95	0.20	2.70	1.15	81.00	23.25	51	2	
DP&L	DP_0935_B2RF	1.8	430	--	--	--	--	88	0.20	2.40	1.09	78.40	21.20	61	1	
DP&L	DP_104 B2RF	1.8	514	1602	--	1058	--	105	0.18	2.70	1.13	79.50	21.35	61	1	
DP&L	DP_121_RF	2.0	445	1786	--	1115	--	91	0.19	2.45	1.12	80.65	21.75	51	1	
DP&L	PM_2141_B2RF	1.2	804	1939	1647	1371	1463	164	0.21	2.60	1.17	79.35	23.60	51	2	
FiberMax	FM_1704B2F	3.0	404	--	--	--	--	82	0.19	2.70	1.14	79.65	22.85	61	1	
Fibermax	FM_9058F	2.8	586	--	1822	--	--	120	0.19	2.65	1.20	79.65	22.40	51	2	
Fibermax	FM_9063B2F	2.0	463	--	1468	--	--	95	0.19	2.60	1.20	80.10	24.65	51	2	
Fibermax	FM_9180B2F	2.4	513	1578	--	1045	--	105	0.19	2.45	1.19	81.10	24.00	61	1	
Nexgen	NG_1572RF	1.0	831	1639	--	1235	--	170	0.21	2.35	1.16	79.00	21.05	51	1	
Nexgen	NG_3348B2RF	1.4	702	1525	--	1114	--	143	0.20	2.95	1.20	82.40	26.90	61	1	
Nexgen	NG_3410RF	1.4	667	1778	--	1222	--	136	0.22	2.45	1.22	80.40	23.20	51	1	
Nexgen	NG_3550RF	1.2	456	1732	1554	1094	1247	93	0.19	2.70	1.19	80.00	25.60	51	2	
PhytoGen	PHY_315_WRF	1.8	418	1498	--	958	--	85	0.20	2.50	1.09	78.95	21.00	61	1	
PhytoGen	PHY_370_WR	2.4	293	1328	1533	811	1051	60	0.16	2.85	1.10	80.25	21.60	61	1	
PhytoGen	PHY_375_WRF	2.8	558	1468	--	1013	--	114	0.22	2.55	1.07	78.60	19.35	51	1	
PhytoGen	PHY_425_WRF	1.4	668	2068	--	1368	--	136	0.18	2.95	1.12	78.85	22.75	51	2	
PhytoGen	PHY_485_WRF	1.4	561	1856	1598	1208	1338	115	0.21	2.95	1.11	80.35	22.35	61	2	
Stoneville	ST_4427B2RF	1.7	448	1536	--	992	--	92	0.21	2.65	1.12	79.50	21.80	61	1	
Stoneville	ST_4554B2RF	1.4	360	1838	1661	1099	1286	73	0.20	2.60	1.14	79.70	23.25	61	1	
Stoneville	ST_5327B2RF	1.6	418	1931	--	1174	--	85	0.21	2.50	1.12	79.38	21.20	61	2	
	Average	1.8	490	1640	1465	1065	1198	100	0.19	2.66	1.14	80.08	22.75	--	--	
	CV (%)	29.7	20	20	11	20	17		15	15	6	3	12	--	--	
	LSD(0.05)	0.7	123	397	249	260	256		0.04	0.20	0.03	1.04	1.38	--	--	

* Damage Rating was a visual rating taken on September 13, 2007 based on phenoxy herbicide damage on a scale of 1 to 3.

To access crop performance testing information electronically, visit our Web site. The information contained in this publication, plus more, is available for viewing or downloading at:

<http://kscreptests.agron.ksu.edu>

Excerpts from the
University Research Policy Agreement with Cooperating Seed Companies

Permission is hereby given to Kansas State University (KSU) to test varieties and/or hybrids designated on the attached entry forms in the manner indicated in the test announcements. I certify that seed submitted for testing is a true sample of the seed being offered for sale.

I understand that all results from Kansas Crop Performance Tests belong to the University and the public and shall be controlled by the University so as to produce the greatest benefit to the public. Performance data may be used in the following ways: 1) Tables may be reproduced in their entirety provided the source is referenced and data are not manipulated or reinterpreted; 2) Advertising statements by an individual company about the performance of its entries may be made as long as they are accurate statements about the data as published, with no reference to other companies' names or cultivars. In both cases, the following must be included with the reprint or ad citing the appropriate publication number and title: "See the official Kansas State University Agricultural Experiment Station and Cooperative Extension Service Report of Progress 1008, '2008 Kansas Performance Tests with Cotton Varieties,' or the Kansas Crop Performance Test Web site, <http://kscreptests.agron.ksu.edu>, for details. Endorsement or recommendation by Kansas State University is not implied."

Contributors

Scott Staggenborg, Professor, Cropping Systems (Senior Author), Manhattan
Stewart Duncan, Extension Specialist, Crops and Soils, Manhattan

Copyright 2009 Kansas State University Agricultural Experiment Station and Cooperative Extension Service. These materials may be freely reproduced for educational purposes. All other rights reserved. In each case, give credit to the author(s), 2008 Kansas Performance Tests with Cotton Varieties, Kansas State University, February 2009. Contribution no. 09-259-S from the Kansas Agricultural Experiment Station.

Brand names appearing in this publication are for product identification purposes only. No endorsement is intended, nor is criticism implied of similar products not mentioned.

Cover photo courtesy of USDA-ARS image gallery.

Publications from Kansas State University are available on the World Wide Web at:
www.ksre.ksu.edu

Kansas State University Agricultural Experiment Station and Cooperative Extension Service