


# FACT SHEET

1-28-74  
20M  
LE

L-1179



## DECISIONS ABOUT DISHWASHERS

Lillian Cochran, Doris Myers, Lynn Bourland, Janice Garrett\*

Dishwashers are one of the fastest-selling major appliances! This helpful cleanup appliance is in more than 30 percent of the nation's households. It relieves the homemaker of a monotonous, repetitive and time-consuming daily task. Depending on family size and entertaining, a dishwasher saves 28 to 52 eight-hour days a year.

More people realize that an automatic dishwasher is not just a luxury appliance. A dishwasher saves water, using an average of only 10 to 15 gallons per load. Using a water temperature of at least 140 degrees is more sanitary than wash-

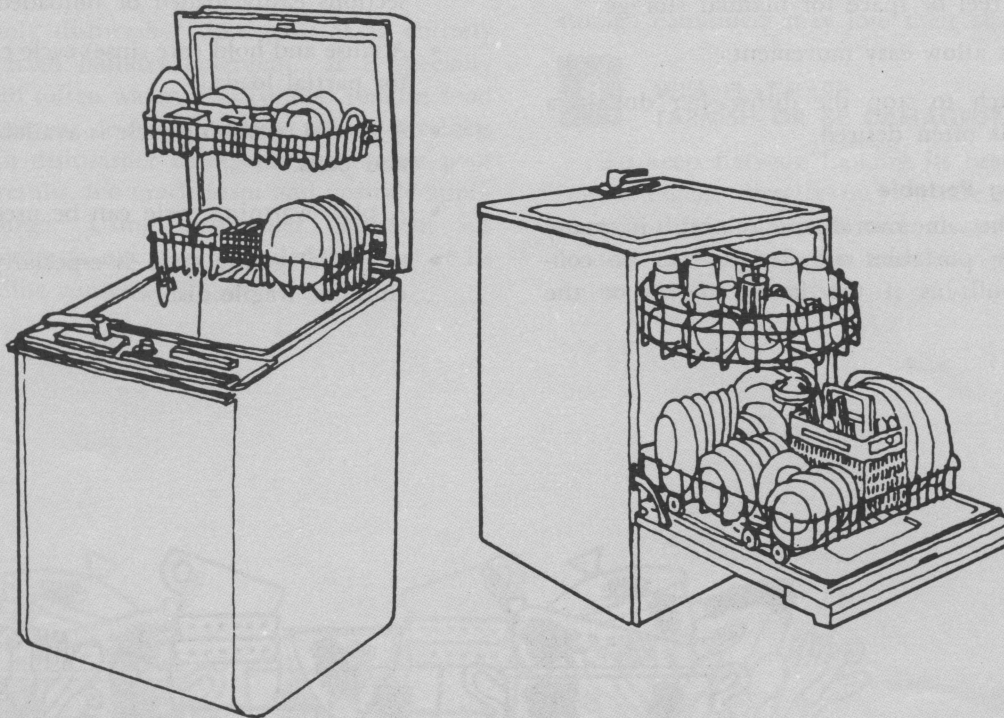
ing dishes by hand. Less breakage occurs because dishes are handled less. Kitchen clutter is reduced by stashing dirty dishes out of sight.

Before buying a dishwasher, consider the following questions.

1

### WHAT MODELS ARE AVAILABLE?

Many models and types are on the market. Some models wash anything from china to heavy pots and pans. Consider family size, needs and wants. Basic construction features are the same in all models.



\*Extension specialists in home management, The Texas A&M University System.

Made of porcelain enamel, the tub and door lining material is corrosion resistant, does not retain odors and is kept sanitary by the washing cycle.

Heavy wire racks covered with plastic are available in various arrangements.

#### **Top-opening Portable**

Requiring the smallest overall storage space and the least space for loading and unloading, top-opening portables are convenient in small kitchens with little room for doors or racks to pull out. Bending is required for access to the bottom of the dishwasher. Consider design of the top rack for loading and unloading; it should either lift out or fold to allow access to the bottom rack. The loading capacity may be less than in front-loading models.

Look for helpful features.

- A water take-off makes hot or cold water available even when the dishwasher is connected to the faucet and operating.
- A cord in a convenient length with a three-prong grounding plug adds a safety feature.
- Cord storage can be provided by an automatic reel or space for manual storage.
- Casters allow easy movement.
- A switch to stop the dishwasher during a cycle is often desired.

#### **Front-opening Portable**

Having the same overall size as a built-in, many front-opening portables are designed to be converted to built-ins if the family moves or the

kitchen is remodeled. Because it is loaded from the front, more space is required than for a top-loading dishwasher. Rack design tends to permit loading more items than in top-loading portables. Consider your need for additional features.


- A device is available which provides stability when racks are pulled out.
- An adjustable upper rack provides loading flexibility.
- A dispenser automatically dispenses detergent in the proper cycle portion.

Generally, portable dishwashers are easily moved, ready to work without plumbing installation and practical for renters.

#### **Built-in Models**

Generally the most convenient, built-in dishwashers operate without further connecting and disconnecting once installed. Built-ins are quiet because surrounding cabinets help muffle the sounds of water action. Convenience features tend to be used frequently because the dishwasher is permanently connected. Consider these features when buying a built-in dishwasher.

- Racks that pull all the way out make back sections easily loaded or unloaded.
- A rinse and hold (pre-rinse) cycle can be used for partial loads.
- A special scrubbing cycle is available for pots and pans.
- A plate-warming cycle can be used.
- A special gentle cycle is especially good for china or fragile dishes.





- Most built-ins have capacity for at least 12 place settings.
- A forced air drying system is the most efficient.
- An automatic wetting agent dispenser is particularly useful to prevent spotting in hard water areas.

**2**

### WHAT INSTALLATION IS REQUIRED?

#### Plumbing

No special plumbing is needed for portables. Built-in models need a drain connection and water piped to the machine.

#### Wiring

Electrical current should come from a thoroughly grounded outlet, preferably a separate circuit from any other appliance. Most automatic dishwashers use from 1 to 4 cents of electricity each load.

**3**

### WHAT DETERGENT IS BEST?

Use only dishwasher detergent; it is entirely different from laundry detergent. It is specially designed to soften water, dissolve and remove food soil and prevent or remove stains. Using products other than dishwasher detergents may cause poor cleaning results, too much foam and possible appliance damage. Using dishwasher detergent for hand washing is not recommended because of its high alkaline content.

**4**

### WHAT ARE RINSE ADDITIVES?

Rinse additives are a blend of nonionic wetting agents used to prevent spotting and filming. They are available in liquid and dry form.

**5**

### ARE RINSING AND SCRAPING DISHES NECESSARY?

With most new models, it is only necessary to remove bones or other hard food scraps. Even baked-on food on pots is removed during special scrubbing cycles. Earlier models may require hand-rinsing of dishes to be washed later.

Strainers to catch food particles in the bottom of some models may need occasional cleaning.

**6**

### WHAT'S THE BEST WAY TO LOAD?

Follow manufacturer's directions for loading. Alternate large and small, flat dishes. Invert bowls, cups and glasses so water will drain. Place knives and other silverware with points down for safety.

**7**


### WHAT SHOULD NOT GO IN A DISHWASHER?

Wash hand-painted china, soft plastic and cast iron utensils by hand. Plastic items made from melamine are dishwasher-proof, but some plastic storage containers may lose their shape.

**8**

### WILL FLATWARE TARNISH OR BE DAMAGED?

To keep flatware looking its best, avoid spilling detergent directly on flatware or aluminum utensils. Don't let flatware cluster when overloaded. Adhesive in the handles of hollow-handle knives may be removed.



9

## CAN POTS AND PANS BE WASHED WITH DISHES?

There is no reason to wash pots and pans separate from dishes. Load dirty items immediately after use.

1 0

## WHAT ARE COMMON DISHWASHER PROBLEMS?

Dishwashers cause fewest complaints of any major home appliance. When problems occur with an automatic dishwasher, check several things before calling a serviceman.

### Inoperative

If the dishwasher door is not closed and locked or the cycle is not correctly set to start, your dishwasher may not operate. Also check to see if the water is turned off or if a portable dishwasher is unplugged.

### Leaks

Using the wrong type of detergent or too much detergent may cause leaks. Other possible causes include a kink or twist in the drain hose, a damaged door seal and a clogged filter screen. A dishwasher that is not level also may leak.

### Spots and Film

To prevent spots and film on dishes due to low water temperature, adjust the water heater control. If low water pressure seems to be the problem, use the machine when water is not in use elsewhere in the home. Excessive mineral deposits from hard water can be prevented by using a water softener. Check the quantity of detergent recommended, and make sure the dispenser is not moist.

### Dirty Dishes

If dishes still are dirty after washing, look for the same causes as for spots and film. Inadequate scraping or rinsing, improper loading in racks or a filter in need of cleaning could also be causes.

### Wet Dishes

If dishes do not dry, check for controls set on a non-dry cycle, water that is not hot enough or improper loading. If dishes are left in the dishwasher overnight, moisture may resettle; leave the door open slightly to solve this problem.

If other problems occur, call a reputable serviceman or authorized dealer.

*Educational programs conducted by the Texas Agricultural Extension Service serve people of all ages regardless of socio-economic levels, race, color, sex, religion or national origin.*

Cooperative Extension Work in Agriculture and Home Economics, The Texas A&M University System and the United States Department of Agriculture cooperating. Distributed in furtherance of the Acts of Congress of May 8, 1914, as amended, and June 30, 1914.

20M-7-73

HM 2