



Smith, J. R., Collins, B. S. L., Hesse, M. J., Graham, M. A., Myers, E. L., & Aggarwal, V. K. (2017). Enantioselective Rhodium(III)-Catalyzed Markovnikov Hydroboration of Unactivated Terminal Alkenes. *Journal of the American Chemical Society*, 139(27), 9148-9151.  
<https://doi.org/10.1021/jacs.7b05149>

Publisher's PDF, also known as Version of record

License (if available):  
CC BY

Link to published version (if available):  
[10.1021/jacs.7b05149](https://doi.org/10.1021/jacs.7b05149)

[Link to publication record in Explore Bristol Research](#)  
PDF-document

This is the final published version of the article (version of record). It first appeared online via ACS at <http://pubs.acs.org/doi/10.1021/jacs.7b05149>. Please refer to any applicable terms of use of the publisher.

## University of Bristol - Explore Bristol Research

### General rights

This document is made available in accordance with publisher policies. Please cite only the published version using the reference above. Full terms of use are available:  
<http://www.bristol.ac.uk/pure/about/ebr-terms>

# Enantioselective Rhodium(III)-Catalyzed Markovnikov Hydroboration of Unactivated Terminal Alkenes

James R. Smith,<sup>†</sup> Beatrice S. L. Collins,<sup>†</sup> Matthew J. Hesse,<sup>†</sup> Mark A. Graham,<sup>‡</sup> Eddie L. Myers,<sup>†</sup> and Varinder K. Aggarwal<sup>\*,†,‡</sup>

<sup>†</sup>School of Chemistry, University of Bristol, Cantock's Close, Bristol BS8 1TS, United Kingdom

<sup>‡</sup>Pharmaceutical Technology and Development, AstraZeneca, Silk Road Business Park, Charter Way, Macclesfield SK10 2NA, United Kingdom

**S** Supporting Information

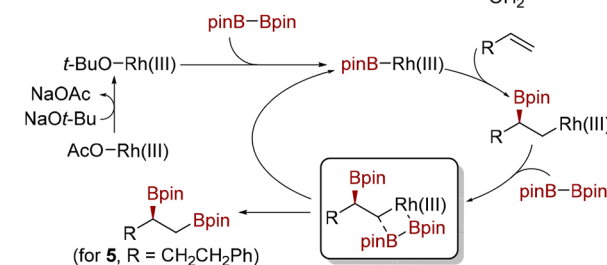
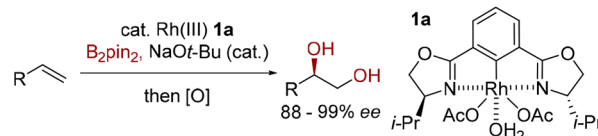
**ABSTRACT:** We report the first enantioselective Rh-catalyzed Markovnikov hydroboration of unactivated terminal alkenes. Using a novel  $sp^2$ – $sp^3$  hybridized diboron reagent and water as a proton source, a broad range of alkenes undergo hydroboration to provide secondary boronic esters with high regio- and enantiocontrol.

The H. C. Brown asymmetric hydroboration of alkenes, reported in 1961, holds an important position in the history of asymmetric synthesis as the first example of a chemical transformation in which high enantioselectivity was conferred by a small molecule.<sup>1</sup> Previously, high selectivity was the sole preserve of macromolecular structures, like enzymes. Although historically significant, and practical at the time, this method has been largely superseded by methods involving asymmetric metal catalysis, principally rhodium- and copper-catalyzed processes.<sup>2</sup> Certain classes of alkenes, e.g., styrenes,<sup>3,4</sup> electronically activated alkenes<sup>5–8</sup> or alkenes bearing directing groups,<sup>9</sup> give high regio- and enantiocontrol, but archetypal aliphatic terminal alkenes have not succumbed to asymmetric hydroboration through either metal-catalyzed or noncatalyzed processes. Although aliphatic terminal alkenes usually give the linear alkylboronic ester,<sup>10</sup> recently disclosed copper-catalyzed hydroboration processes, employing bulky phosphine or NHC ligands, give the branched Markovnikov product.<sup>11,12</sup> The process, however, has yet to be rendered asymmetric. A general catalytic asymmetric method for the generation of secondary alkylboronic esters from the abundant feedstock of aliphatic terminal alkenes<sup>13</sup> remains an unmet challenge, which is now addressed in this paper.

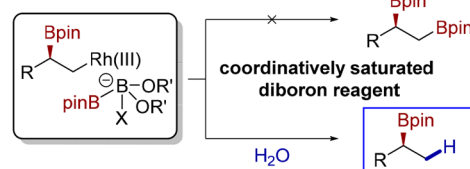
We sought a process for adding a metal–boron bond across an alkene, placing a bulky metal at the less hindered terminal carbon atom. We were attracted to Nishiyama's diboration reaction,<sup>14,15</sup> which is postulated to proceed via a rhodium(III)–boryl species that undergoes insertion into the alkene, installing a secondary carbon–boron bond and generating a terminal rhodium(III)–alkyl species. The introduction of the second boron moiety then occurs through  $\sigma$ -bond metathesis (Scheme 1A). We surmised that if we could prevent the introduction of the second boron moiety, and protodemetalate instead, we could access the desired Markovnikov hydroboration products. However, introduction of a proton source

## Scheme 1. Diverting Diboration into Hydroboration

(A) Nishiyama's Rh(III)-Catalysed Asymmetric Diboration



(B) Alternative Protodemetalation Pathway, this work



was not sufficient to favor a protodemetalation pathway: addition of isopropyl alcohol to the standard Nishiyama diboration conditions with 4-phenyl-1-butene (**2a**) as substrate did not lead to the desired hydroboration product and diboration product **5** was formed exclusively (86%, 98:2 er, Table 1, Entry 1). We reasoned that if one of the boron centers of the diboron reagent was coordinatively saturated, the terminating  $\sigma$ -bond metathesis would be inhibited, allowing for the desired protodemetalation (Scheme 1B). For this, we envisioned using a mixed  $sp^2$ – $sp^3$  hybridized diboron species, in which one boron atom is bound to an amino diol ligand.<sup>16</sup> The use of these “preactivated” diboron reagents would also enable the direct transfer of the  $sp^2$  boron to the rhodium(III) center, obviating the need for external base.

We thus treated alkene **2a** with Santos's diboron reagent **4a**<sup>16b</sup> in the presence of Nishiyama's [(*S,S*)-Rh(Phebox-*i*-Pr)(OAc)<sub>2</sub>H<sub>2</sub>O] catalyst **1a** and isopropyl alcohol (Table 1,

Received: May 18, 2017

Published: June 30, 2017

Table 1. Optimization of the Hydroboration Reaction<sup>a</sup>

entry	4	solvent	H source	yield (%) <sup>b</sup>	rr <sup>c</sup>	er <sup>d</sup>
1 <sup>e</sup>	4c	THF	<i>i</i> -PrOH	0	N/A	N/A
2	4a	THF	<i>i</i> -PrOH	1	77:23	N/A
3	4b	THF	<i>i</i> -PrOH	7	97:3	90:10
4	4b	THF	MeOH	23	95:5	89:11
5	4b	THF	TFE	1	94:6	N/A
6	4b	THF	<i>t</i> -BuOH	2	95:5	N/A
7	4b	THF	H <sub>2</sub> O	15	95:5	89:11
8	4b	THF	BzOH	1	98:2	N/A
9	4b	DME	H <sub>2</sub> O	33	97:3	89:11
10	4b	heptane	H <sub>2</sub> O	48 (44)	98:2	89:11
11 <sup>f</sup>	4b	heptane	H <sub>2</sub> O	79 (76)	98:2	90:10
12 <sup>f</sup>	4a	heptane	H <sub>2</sub> O	3	80:20	N/A
13 <sup>fg</sup>	4c	heptane	H <sub>2</sub> O	(38)	95:5	90:10
14 <sup>f</sup>	4d	heptane	none	63	25:75	77:23

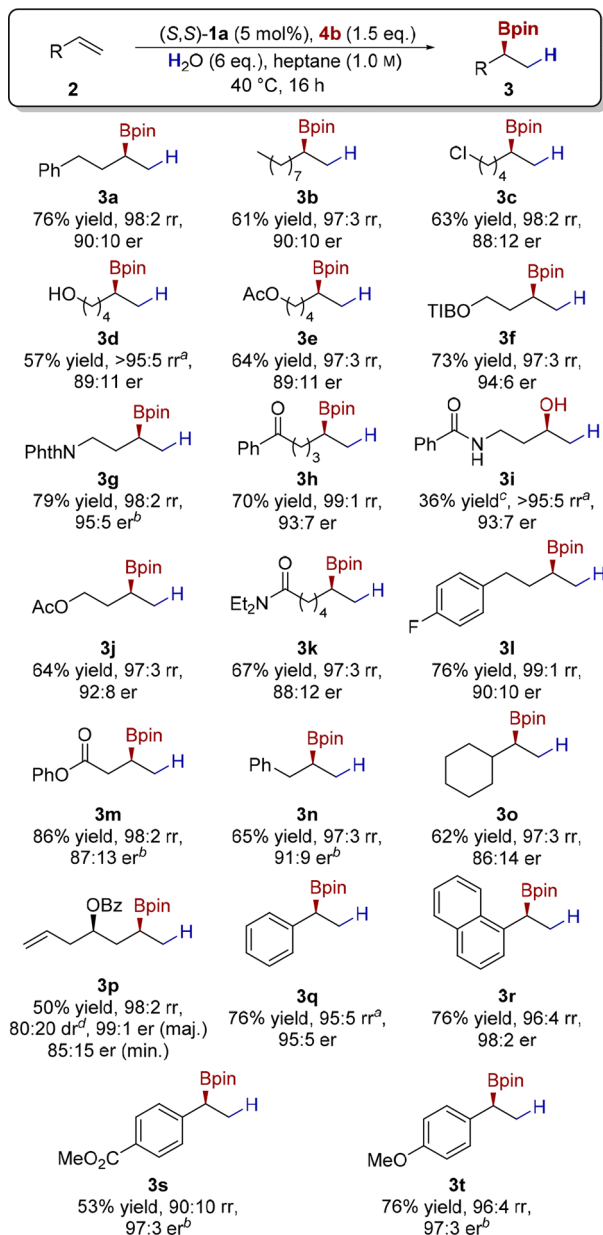
<sup>a</sup>Reactions conducted with 0.38 mmol **2a**. <sup>b</sup>Yields determined by GC analysis by using biphenyl as an internal standard; yields of isolated product in parentheses. <sup>c</sup>The branched/linear ratio (rr) was determined by GC analysis of the crude reaction mixture. <sup>d</sup>Determined by chiral SFC analysis following oxidation of **3a**. <sup>e</sup>5 mol % NaOt-Bu was used as an additive; reaction conducted at 60 °C; diboration product **5** was isolated in 86% yield, 98:2 er. <sup>f</sup>Reaction conditions: 5 mol % catalyst **1a**, 1.5 equiv boron source **4**, 6 equiv proton source, 1 M concentration, 40 °C, 16 h. <sup>g</sup>Diboration product **5** was isolated in 6% yield, 81:19 er.

Entry 2) and were pleased to observe trace amounts of hydroboration product **3a**, regioselectivity favoring the desired internal isomer (77:23) and no evidence of the diboration product. The use of a novel *N*-methyl-capped derivative of the Santos reagent, diboron reagent **4b** (see SI for synthesis and characterization), provided the hydroboration product in 7% yield, and crucially, with high regioselectivity (rr, 97:3) and high enantioselectivity (er, 90:10; Table 1, Entry 3). Having validated our hypothesis, we set about optimizing the reaction (see SI for full details). Competing isomerization and reduction processes were limiting the yield of hydroboration product **3a**, as determined by <sup>1</sup>H NMR spectroscopy and GC–MS (see SI). A screen of proton sources revealed that methanol and water both provided an increase in yield compared with isopropyl alcohol, while maintaining good levels of regio- and enantiocontrol (Table 1, Entries 3–8). Water led to less isomerization and was thus chosen for further optimization studies. A solvent screen established heptane as the optimum solvent, leading to product **3a** being isolated in 44% yield, 98:2 rr and 89:11 er (Table 1, Entry 10). Changing the ligand failed to provide improved enantioselectivity. The conditions were further optimized through a design of experiment (DoE) study using diboron reagent **4b**, water as the proton source, and heptane as the solvent. Under the optimized conditions, **3a** was isolated in a 76% yield, 98:2 rr and 90:10 er (Entry 11). Exchange of diboron reagent **4b** with either B<sub>2</sub>pin<sub>2</sub> or **4a** under these conditions led to diminished yields (Entries 12 and 13). When B<sub>2</sub>pin<sub>2</sub> was used, diboration was also observed (**5**, 6%, 81:19 er) confirming that the mixed sp<sup>2</sup>–sp<sup>3</sup> hybridized

diboron reagent is essential for shutting down the diboration pathway. This experiment also suggests that the preactivation of diboron reagent **4b**, which is absent in B<sub>2</sub>pin<sub>2</sub>, promotes the hydroboration reaction. Use of pinacolborane in the absence of a proton source provided the hydroboration product in 63% yield, but with inverted regioselectivity (25:75, Entry 14).

The reaction was tolerant to a wide range of functional groups, including alkyl chlorides (**3c**), unprotected alcohols (**3d**), ketones (**3h**), amides (**3i** and **3k**) and esters (**3e–f**, **3j**, **3m**, **3p** and **3s**) (Scheme 2). We observed enhanced levels of enantioselectivity (up to 95:5 er) with substrates possessing a carbonyl moiety at the position  $\delta$  to the alkene (**3f–3j**). Desymmetrization of diene **2p** proceeded smoothly furnishing the  $\beta$ -benzoyloxy boronic ester **3p** in 80:20 dr, where the major diastereomer was formed in excellent enantioselectivity (99:1 er). Vinyl arenes were also suitable substrates for the hydroboration reaction (**3q–3t**), including the sterically encumbered 2-vinylnaphthalene (**2r**), which gave the desired product **3r** in good yield (76%) and with excellent regio- and enantiocontrol (96:4 rr and 98:2 er). 1,1-Disubstituted and conjugated dienes failed to undergo the hydroboration reaction under the optimized conditions. When enantioenriched homoallylic boronic ester **2u** was subjected to the reaction conditions by using both enantiomers of catalyst **1a**, matched/mismatched reactivity was observed (Scheme 3A). Employing catalyst (*S,S*)-**1a** provided *anti*-1,3-bis(boronic ester) **3u** in moderate dr (84:16). Using catalyst (*R,R*)-**1a**, however, provided the corresponding *syn* diastereoisomer **3v** in excellent dr (93:7). Showcasing the exceptional functional-group tolerance of this reaction and its compatibility with basic amines, hydroxyl groups, and heterocycles, quinine underwent hydroboration under slightly modified conditions to provide, after oxidation, the secondary alcohol **3w** in 38% yield and 93:7 dr (Scheme 3B). Using catalyst (*R,R*)-**1a** revealed mismatched behavior providing alcohol **3x** in 39% yield and 30:70 dr.

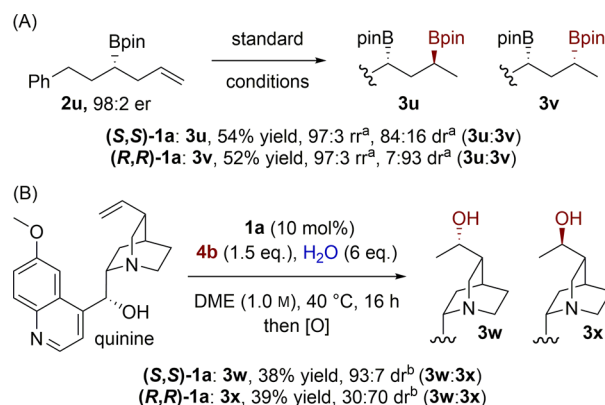
Investigations were then undertaken to shed light on the mechanism. We established <sup>13</sup>C kinetic isotope effects (KIEs) using the Singleton <sup>13</sup>C natural abundance NMR technique (Scheme 4A; see SI).<sup>17</sup> Thus, triisopropylbenzoate-protected homoallylic alcohol **2e**, which gives minimal side products, was subjected to the standard reaction conditions on a 2 mmol scale over two runs. The reaction was stopped at 60% and 52% conversion and the starting material was reisolated from the reaction mixture and subjected to <sup>13</sup>C NMR analysis. Negligible <sup>12</sup>C/<sup>13</sup>C KIEs were observed at the methylene carbon atoms. Significant <sup>12</sup>C/<sup>13</sup>C KIEs were, however, observed for both olefinic carbon atoms, suggesting that migratory insertion of the alkene into the rhodium–boron bond is, or occurs before, the first irreversible step of the catalytic cycle. We then conducted <sup>1</sup>H/<sup>2</sup>H KIE experiments (Scheme 4B; see SI). The rates for the reactions conducted using both H<sub>2</sub>O and D<sub>2</sub>O were determined. No primary KIE was observed, suggesting that protodemetalation is not rate determining. We then conducted further experiments to obtain more information about the nature of the protodemetalation process. We ruled out that the rhodium–carbon bond was being reduced by some hydridic species by conducting the reaction with two different isotopomers of isopropyl alcohol-*d*<sub>1</sub> (Scheme 4C). No deuterium incorporation was observed when isopropyl alcohol-2-*d*<sub>1</sub> (**6**, a deuteride source) was employed. Deuterio-**3a**, however, was generated with 77% deuterium incorporation when isopropanol-OD **7** was used. Two possible mechanisms are consistent with these studies. Either the migratory insertion

Scheme 2. Scope of the Hydroboration Reaction<sup>a</sup>

<sup>a</sup>Reactions were conducted with 0.38 mmol of **2**. Quoted yields are those of isolated product and are based on an average of values obtained from two experiments. Regioselectivity (rr) was determined by GC–MS analysis of the crude reaction mixtures, unless otherwise stated. Enantioselectivity (er) was determined by either chiral HPLC, SFC or GC analysis following oxidation (and in some cases further derivatization—see SI) of the isolated products (**3**), unless otherwise stated. <sup>b</sup>Determined by <sup>1</sup>H NMR analysis of the crude reaction mixture. <sup>c</sup>Determined by chiral SFC or HPLC analysis of the boronic ester (**3**). <sup>d</sup>Alcohol **3i** was obtained following an oxidative work up using H<sub>2</sub>O<sub>2</sub>/NaOH. <sup>e</sup>Determined by LCMS analysis of the crude reaction mixture.

of the alkene into the rhodium–boron bond is the first irreversible step of the catalytic cycle, followed by rapid protodemetalation, or alternatively, reversible migratory insertion occurs before a rate-determining binding of a water molecule to the rhodium center, followed by rapid intramolecular protodemetalation. To differentiate between these two pathways, the reaction was conducted under the standard

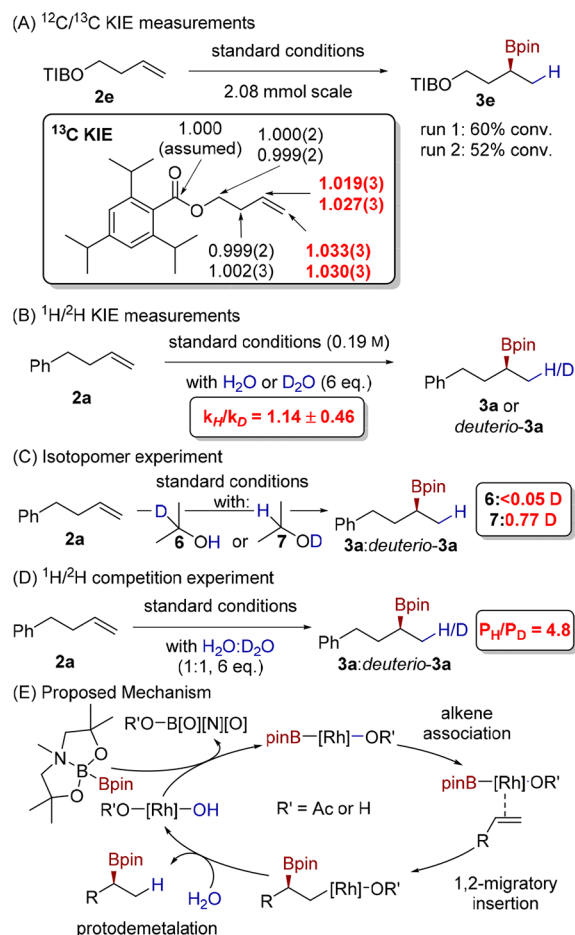
Scheme 3. Hydroboration of an Enantioenriched Substrate



<sup>a</sup>Determined by GCMS analysis of the crude reaction mixture.

<sup>b</sup>Determined by <sup>13</sup>C NMR analysis of isolated material.

Scheme 4. Mechanistic Studies



reaction conditions using a 1:1 mixture of H<sub>2</sub>O and D<sub>2</sub>O (Scheme 4D). The product was obtained with 83% hydrogen incorporation, ruling out a nonreversible binding event of the water molecule prior to protodemetalation. We thus propose the mechanism outlined in Scheme 4E. The rhodium(III) catalyst undergoes transmetalation with the diboron reagent, which is activated by internal nitrogen coordination. Following alkene coordination, migratory insertion of the alkene into the rhodium–boron bond generates a primary rhodium–alkyl species with the boron moiety installed at the secondary



position. This is the first irreversible step of the catalytic cycle. Subsequent protodemetalation involving a water molecule then provides the secondary alkyl boronic ester product and regenerates the active rhodium(III) catalyst. We propose that the Markovnikov selectivity derives from regioselective migratory insertion and is controlled by a combination of steric and electronic factors. Isomerization and reduction side-products likely arise from the presence of small quantities of rhodium–hydride species (perhaps formed from competing  $\beta$ -hydride elimination of the  $\beta$ -boron rhodium–alkyl intermediate). The absolute configuration of the hydroboration products was the same as that observed in Nishiyama's diboration reaction. The slightly lower levels of enantioselectivity observed in the hydroboration reaction compared to the diboration reaction most likely results from the different ligand attached to the rhodium center (hydroxide or acetate versus *tert*-butoxide in Nishiyama's system).

In summary, we report the first asymmetric hydroboration of unactivated terminal alkenes. Secondary alkyl boronic esters are formed in good yields and high levels of enantioselectivity. Very high levels of regioselectivity are obtained without the need for directing groups or electronic biasing of the alkene substrates. Efforts to probe further the mechanism of this novel hydroboration method are currently underway.

## ■ ASSOCIATED CONTENT

### Supporting Information

The Supporting Information is available free of charge on the ACS Publications website at DOI: 10.1021/jacs.7b05149.

X-ray crystallographic data for **4b** (CCDC reference number: 1550415) (CIF)

Experimental details and characterization data (PDF)

## ■ AUTHOR INFORMATION

### Corresponding Author

\*v.aggarwal@bristol.ac.uk

### ORCID

Eddie L. Myers: 0000-0001-7742-4934

Varinder K. Aggarwal: 0000-0003-0344-6430

### Notes

The authors declare no competing financial interest.

## ■ ACKNOWLEDGMENTS

We thank EPSRC (EP/I038071/1), H2020 ERC (670668) and Bristol University for financial support. J.R.S. and M.H. thank the Bristol Chemical Synthesis Centre for Doctoral Training, funded by the EPSRC (EP/G036764/1), AstraZeneca and the University of Bristol for a PhD studentship. We thank Professor Barry Carpenter for useful discussions and Dr. Hazel A. Sparkes for assistance with X-ray crystallography.

## ■ REFERENCES

- (1) (a) Brown, H. C.; Zweifel, G. *J. Am. Chem. Soc.* **1961**, *83*, 486. (b) Brown, H. C.; Singaram, B. *Acc. Chem. Res.* **1988**, *21*, 287. (c) Thomas, S. P.; Aggarwal, V. K. *Angew. Chem., Int. Ed.* **2009**, *48*, 1896.
- (2) (a) Crudden, C. M.; Edwards, D. *Eur. J. Org. Chem.* **2003**, *2003*, 4695. (b) Carroll, A.-M.; O'Sullivan, T. P.; Guiry, P. J. *Adv. Synth. Catal.* **2005**, *347*, 609. (c) Schiffner, J. A.; Mütter, K.; Oestreich, M. *Angew. Chem., Int. Ed.* **2010**, *49*, 1194.
- (3) For selected examples of rhodium-catalyzed asymmetric hydroboration of styrene derivatives: (a) Hayashi, T.; Matsumoto, Y.; Ito, Y.

*J. Am. Chem. Soc.* **1989**, *111*, 3426. (b) Brown, J. M.; Hulmes, D. I.; Layzell, T. P. *J. Chem. Soc., Chem. Commun.*, **1993**, 167310.1039/c39930001673.

(4) For copper-catalyzed asymmetric hydroboration of styrene derivatives: (a) Noh, D.; Chea, H.; Ju, J.; Yun, J. *Angew. Chem., Int. Ed.* **2009**, *48*, 6062. (b) Lee, Y.; Hoveyda, A. H. *J. Am. Chem. Soc.* **2009**, *131*, 3160.

(5) Markovnikov hydroboration of perfluoroalkylethylenes to give racemic product: (a) Brown, H. C.; Chen, G.-M.; Jennings, M. P.; Ramachandran, P. V. *Angew. Chem., Int. Ed.* **1999**, *38*, 2052. (b) Ramachandran, P. V.; Jennings, M. P.; Brown, H. C. *Org. Lett.* **1999**, *1*, 1399.

(6) Xi, Y.; Hartwig, J. F. *J. Am. Chem. Soc.* **2016**, *138*, 6703.

(7) For selected examples of copper-catalyzed asymmetric  $\beta$ -borylation of  $\alpha,\beta$ -unsaturated carbonyl compounds: (a) Lee, J.-E.; Yun, J. *Angew. Chem., Int. Ed.* **2008**, *47*, 145. (b) Chen, I.-H.; Yin, L.; Itano, W.; Kanai, M.; Shibasaki, M. *J. Am. Chem. Soc.* **2009**, *131*, 11664.

(8) For examples of copper-catalyzed hydroboration of dienes and strained alkenes: (a) Sasaki, Y.; Zhong, C.; Sawamura, M.; Ito, H. *J. Am. Chem. Soc.* **2010**, *132*, 1226. (b) Parra, A.; Amenós, L.; Guisán-Ceinos, M.; López, A.; García Ruano, J. L.; Tortosa, M. *J. Am. Chem. Soc.* **2014**, *136*, 15833. (c) Guisán-Ceinos, M.; Parra, A.; Martín-Heras, V.; Tortosa, M. *Angew. Chem., Int. Ed.* **2016**, *55*, 6969.

(9) For selected examples of directed rhodium-catalyzed asymmetric hydroboration: (a) Rubina, M.; Rubin, M.; Gevorgyan, V. *J. Am. Chem. Soc.* **2003**, *125*, 7198. (b) Smith, S. M.; Thacker, N. C.; Takacs, J. M. *J. Am. Chem. Soc.* **2008**, *130*, 3734. (c) Smith, S. M.; Takacs, J. M. *J. Am. Chem. Soc.* **2010**, *132*, 1740. (d) Shoba, V. M.; Thacker, N. C.; Bochat, A. J.; Takacs, J. M. *Angew. Chem., Int. Ed.* **2016**, *55*, 1465.

(e) Chakrabarty, S.; Takacs, J. M. *J. Am. Chem. Soc.* **2017**, *139*, 6066. (10) For examples of transition-metal-catalyzed anti-Markovnikov hydroboration of terminal alkenes: Rh: (a) Männig, D.; Nöth, H. *Angew. Chem., Int. Ed. Engl.* **1985**, *24*, 878. (b) Beletskaya, I.; Pelter, A. *Tetrahedron* **1997**, *53*, 4957. Ir: (c) Yamamoto, Y.; Fujikawa, R.; Umamoto, T.; Miyaura, N. *Tetrahedron* **2004**, *60*, 10695. Co: (d) Obligation, J. V.; Chirik, P. J. *J. Am. Chem. Soc.* **2013**, *135*, 19107. (e) Zhang, L.; Zuo, Z.; Leng, X.; Huang, Z. *Angew. Chem., Int. Ed.* **2014**, *53*, 2696. Fe: (f) Zhang, L.; Peng, D.; Leng, X.; Huang, Z. *Angew. Chem., Int. Ed.* **2013**, *52*, 3676. (g) Obligation, J. V.; Chirik, P. J. *Org. Lett.* **2013**, *15*, 2680. (h) Greenhalgh, M. D.; Thomas, S. P. *Chem. Commun.* **2013**, 49, 11230. Cu: (i) Kubota, K.; Yamamoto, E.; Ito, H. *J. Am. Chem. Soc.* **2013**, *135*, 2635.

(11) Ligand-controlled copper-catalyzed hydroboration of terminal alkynes to provide  $\alpha$ -vinylboronates: Jang, H.; Zhugralin, A. R.; Lee, Y.; Hoveyda, A. H. *J. Am. Chem. Soc.* **2011**, *133*, 7859.

(12) Copper-catalyzed Markovnikov hydroboration of terminal alkenes: (a) Sakae, R.; Hirano, K.; Miura, M. *J. Am. Chem. Soc.* **2015**, *137*, 6460. (b) Su, W.; Gong, T.-J.; Lu, X.; Xu, M.-Y.; Yu, C.-G.; Xu, Z.-Y.; Yu, H.-Z.; Xiao, B.; Fu, Y. *Angew. Chem., Int. Ed.* **2015**, *54*, 12957. (c) Iwamoto, H.; Kubota, K.; Ito, H. *Chem. Commun.* **2016**, *52*, 5916. (d) Kerchner, H. A.; Montgomery, J. *Org. Lett.* **2016**, *18*, 5760.

(13) For a review on the enantioselective functionalization of terminal alkenes: Coombs, J. R.; Morken, J. P. *Angew. Chem., Int. Ed.* **2016**, *55*, 2636.

(14) Toribatake, K.; Nishiyama, H. *Angew. Chem., Int. Ed.* **2013**, *52*, 11011.

(15) For alternative examples of asymmetric transition-metal-catalyzed alkene diboration reactions: Rh: (a) Morgan, J. B.; Miller, S. P.; Morken, J. P. *J. Am. Chem. Soc.* **2003**, *125*, 8702. (b) Trudeau, S.; Morgan, J. B.; Shrestha, M.; Morken, J. P. *J. Org. Chem.* **2005**, *70*, 9538. Pt: (c) Kliman, L. T.; Mlynarski, S. N.; Morken, J. P. *J. Am. Chem. Soc.* **2009**, *131*, 13210. (d) Coombs, J. R.; Haeflner, F.; Kliman, L. T.; Morken, J. P. *J. Am. Chem. Soc.* **2013**, *135*, 11222.

(16) (a) Neeve, E. C.; Geier, S. J.; Mkhali, I. A. I.; Westcott, S. A.; Marder, T. B. *Chem. Rev.* **2016**, *116*, 9091. (b) Gao, M.; Thorpe, S. B.; Santos, W. L. *Org. Lett.* **2009**, *11*, 3478.

(17) Singleton, D. A.; Thomas, A. A. *J. Am. Chem. Soc.* **1995**, *117*, 9357.