

THE UNIVERSITY OF WARWICK

Original citation:

LHCb Collaboration (Including: Back, J. J., Dossett, D., Gershon, T. J., Harrison, P. F., Latham, T. E., Pilar, T., Poluektov, Anton, Reid, M. M., Whitehead, M. and Williams, M. P.). (2011) Measurement of the inclusive phi cross-section in pp collisions at root s=7 TeV. Physics Letters B, Volume 703 (Number 3). pp. 267-273.

Permanent WRAP url:

<http://wrap.warwick.ac.uk/39567>

Copyright and reuse:


The Warwick Research Archive Portal (WRAP) makes this work of researchers of the University of Warwick available open access under the following conditions.

This article is made available under the Creative Commons Attribution- 3.0 Unported (CC BY 3.0) license and may be reused according to the conditions of the license. For more details see <http://creativecommons.org/licenses/by/3.0/>

A note on versions:

The version presented in WRAP is the published version, or, version of record, and may be cited as it appears here.

For more information, please contact the WRAP Team at: publications@warwick.ac.uk

warwick**publications**wrap

highlight your research

<http://wrap.warwick.ac.uk/>



Measurement of the inclusive ϕ cross-section in pp collisions at $\sqrt{s} = 7$ TeV [☆]

LHCb Collaboration

ARTICLE INFO

Article history:

Received 21 July 2011

Received in revised form 8 August 2011

Accepted 9 August 2011

Available online 12 August 2011

Editor: W.-D. Schlatter

ABSTRACT

The cross-section for inclusive ϕ meson production in pp collisions at a centre-of-mass energy of $\sqrt{s} = 7$ TeV has been measured with the LHCb detector at the Large Hadron Collider. The differential cross-section is measured as a function of the ϕ transverse momentum p_T and rapidity y in the region $0.6 < p_T < 5.0$ GeV/ c and $2.44 < y < 4.06$. The cross-section for inclusive ϕ production in this kinematic range is $\sigma(pp \rightarrow \phi X) = 1758 \pm 19(\text{stat})_{-14}^{+43}(\text{syst}) \pm 182(\text{scale}) \mu\text{b}$, where the first systematic uncertainty depends on the p_T and y region and the second is related to the overall scale. Predictions based on the PYTHIA 6.4 generator underestimate the cross-section.

© 2011 CERN. Published by Elsevier B.V. All rights reserved.

1. Introduction

Two specific regimes can be distinguished in hadron production in pp collisions: the so-called hard regime at high transverse momenta, which can be described by perturbative QCD; and the soft regime, which is described by phenomenological models. The underlying event in pp processes falls into the second category. Therefore soft QCD interactions need careful study to enable tuning of the models at a new centre-of-mass energy. Strangeness production is an important ingredient of this effort. Measurements of ϕ production have been reported by various experiments [1–7] in different collision types, for different centre-of-mass energies and different kinematic coverage. LHCb is fully instrumented in the forward region and thus yields unique results complementary to previous experiments and to the other LHC experiments.

A measurement of the inclusive differential ϕ cross-section in pp collisions at $\sqrt{s} = 7$ TeV is presented in this Letter. The analysis uses as kinematic variables the ϕ meson transverse momentum p_T and the rapidity $y = \frac{1}{2} \ln[(E + p_z)/(E - p_z)]$ measured in the pp centre-of-mass system.¹ ϕ mesons are reconstructed using the K^+K^- decay mode and thus the selection relies strongly on LHCb's RICH (Ring Imaging Cherenkov) detectors for particle identification (PID) purposes. Their performance is determined from data with a tag-and-probe approach. The measured cross-section is compared to two different Monte Carlo (MC) predictions based on PYTHIA 6.4 [8].

2. LHCb detector and data set

Designed for precise measurements of B meson decays, the LHCb detector is a forward spectrometer with a polar angle coverage with respect to the beam line of approximately 15–300 mrad in the horizontal bending plane, and 15–250 mrad in the vertical non-bending plane. The tracking system consists of the Vertex Locator (VELO) surrounding the pp interaction region, a tracking station upstream of the dipole magnet, and three tracking stations downstream of the magnet.

Particles travelling from the interaction region to the downstream tracking stations are deflected by a dipole field of around 4 Tm, whose polarity can be switched. For this study, roughly the same amount of data was taken with both magnet polarities.

The detector has a dedicated PID system that includes two Ring Imaging Cherenkov detectors. RICH1 is installed in front of the magnet and uses two radiators (Aerogel and C_4F_{10}), and RICH2 is installed beyond the magnet, with a CF_4 radiator. Combining all radiators, the RICH system provides pion-kaon separation in a momentum range up to 100 GeV/ c . Downstream of the tracking stations the detector has a calorimeter system, consisting of the Scintillating Pad Detector (SPD), a preshower, the electromagnetic and the hadronic calorimeter, and five muon stations. Details of the LHCb detector can be found in Ref. [9].

The study described in this note is based on an integrated luminosity of 14.7 nb^{-1} of pp collisions collected in May 2010, where the instantaneous luminosity was low.

The trigger system consists of a hardware based first level trigger and a high level trigger (HLT) implemented in software. The first level trigger was in pass-through mode, whereas at least one track, reconstructed with VELO information, was required to be found by the HLT. On Monte Carlo simulated events, this trigger

[☆] © CERN, for the benefit of the LHCb Collaboration.

¹ The detector reference frame is a right handed coordinate system with $+z$ pointing downstream from the interaction point in the direction of the spectrometer and the $+y$ axis pointing upwards.

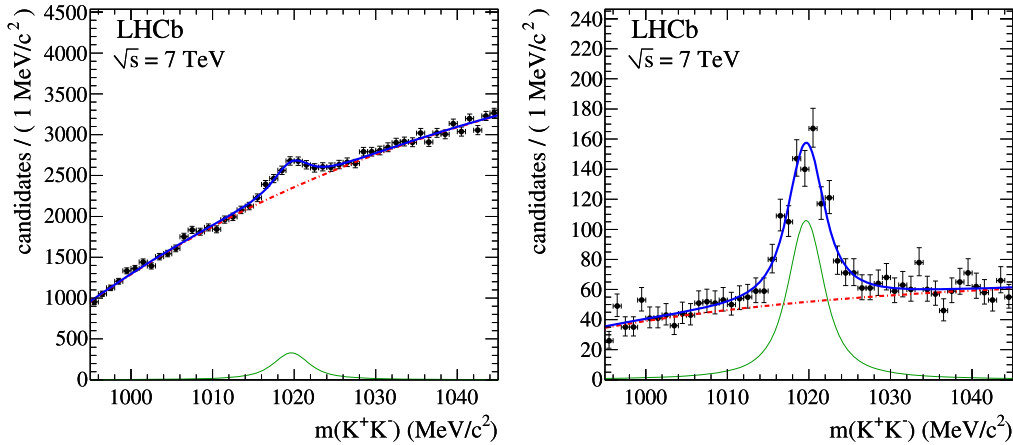


Fig. 1. Fit to the tag (left) and the probe (right) sample in the bin $0.6 < p_T < 0.8$ GeV/c, $3.34 < y < 3.52$ for one of the two magnet polarities. Shown are the data points, the fit result (thick solid line) as well as the signal (thin solid line) and the background component (dash-dotted line).

configuration is found to be 100% efficient for reconstructed ϕ candidates. However, to limit the acquisition rate, a prescaling was applied.

The luminosity was measured by two van der Meer scans [10] and a novel method measuring the beam geometry with the VELO, as described in Ref. [11]. Both methods rely on the measurement of the beam currents as well as the beam profile determination. Using these results, the absolute luminosity scale is determined, using the method described in Ref. [12], with a 3.5% uncertainty, dominated by the knowledge of the beam currents. The instantaneous luminosity determination is then based on a continuous recording of the hit rate in the SPD, which has been normalized to the absolute luminosity scale. The probability for multiple pp collisions per bunch-crossing was negligibly low in the data taking period considered here.

As the RICH detectors are calibrated separately for the two magnet polarities, the measurement is carried out separately for each sample before combining them for the final result.

Trigger and reconstruction efficiencies are determined using a sample of $1.25 \cdot 10^8$ simulated minimum bias events. These have been produced in the LHCb MC setting, which is based on a custom PYTHIA tune for the description of pp collisions, while particle decays are generally handled by EVTGEN [13]. The total minimum bias cross-section in LHCb MC simulation is 91.05 mb, composed of the following PYTHIA process types: 48.80 mb inelastic-non-diffractive, 2×6.84 mb single diffractive, 9.19 mb double diffractive and 19.28 mb elastic. Details on the LHCb MC setting can be found in Ref. [14].

3. Data selection and efficiencies

Two oppositely charged tracks, each of which are required to have hits in both the VELO and the main tracking system, are combined to form $\phi \rightarrow K^+K^-$ candidates. The RICH system provides kaon-pion separation for reconstructed tracks, which is crucial for the inclusive ϕ production analysis. As a first step, at least one kaon is required to pass a tight cut based on the RICH response during the selection. In a second step, both kaons have to pass this criterion. The samples of ϕ candidates passing the cuts of the first and second steps are referred to as “tag” and “probe” samples, respectively. They are used to measure the PID efficiency in the selection as explained below. The reconstructed K^+K^- mass is required to be between 995 MeV/c² and 1045 MeV/c² in both samples.

No cut designed to discriminate prompt and non-prompt ϕ mesons is applied in the selection, so the measurement includes

both. However, due to the high minimum bias cross-section compared to charm or beauty production, the non-prompt contribution is small; in MC simulation it is found to be 1.6%.

The region of interest $0.6 < p_T < 5.0$ GeV/c and $2.44 < y < 4.06$ is divided into 9 bins in y and 12 bins in p_T . The differential cross-section per bin in p_T and y is determined by the equation:

$$\frac{d^2\sigma}{dy dp_T} = \frac{1}{\Delta y \Delta p_T} \cdot \frac{N_{\text{tag}}}{\mathcal{L} \cdot \varepsilon_{\text{reco}} \cdot \varepsilon_{\text{pid}} \cdot \mathcal{B}(\phi \rightarrow K^+K^-)}, \quad (1)$$

where N_{tag} is the number of reconstructed ϕ candidates in the tag sample, \mathcal{L} the integrated luminosity and $\mathcal{B}(\phi \rightarrow K^+K^-) = (49.2 \pm 0.6)\%$ the branching fraction taken from Ref. [15]. The selection efficiency is split up into two parts in Eq. (1): reconstruction $\varepsilon_{\text{reco}}$, including the geometrical acceptance, and the PID efficiency ε_{pid} . Both efficiencies are a function of the p_T and y values of the ϕ meson and thus determined separately for each bin.

In the centre of the kinematic region, the reconstruction efficiency is of the order of 65–70%. It drops to 30–40% with low transverse momenta and high or low rapidity values. The PID efficiency is above 95% in the centre of the kinematic region and drops to 60–70% at the edges of the considered kinematic region.

The reconstruction efficiency is determined from simulation. To limit the MC dependence, the PID efficiency is determined from data using the tag-and-probe method: in the ϕ selection, at least one of the two kaons is required to pass the PID criterion. The number of ϕ candidates passing this requirement is given by N_{tag} . In a subsequent step, both kaons must pass the PID criterion. The number of ϕ candidates passing this step is given by N_{probe} . The efficiency ε_{pid} that at least one of the two kaons from a ϕ candidate fulfils the kaon PID requirement for each bin is thus given by:

$$\varepsilon_{\text{pid}} = 1 - \left(\frac{N_{\text{tag}} - N_{\text{probe}}}{N_{\text{tag}} + N_{\text{probe}}} \right)^2. \quad (2)$$

This formula is valid only if the efficiencies that the two kaons satisfy the requirements are independent. However, owing to the variation of the RICH efficiency with track multiplicity, correlations between the values of the discriminant variable of the RICH are observed and are accounted for in the systematic uncertainty.

4. Signal extraction

Simultaneous maximum likelihood fits to the ϕ candidate mass distributions on the tag and the probe samples are performed

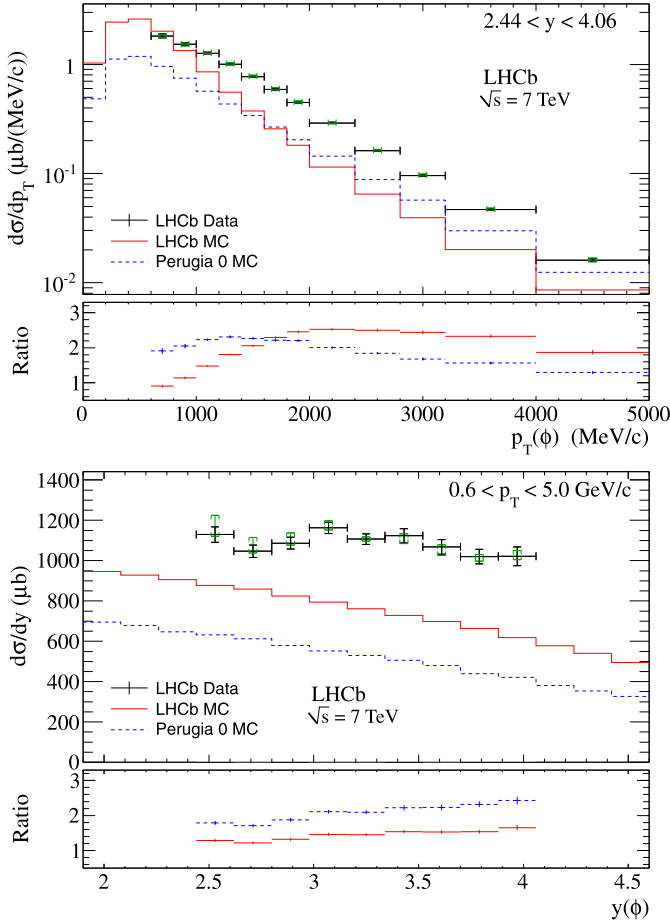


Fig. 2. Inclusive differential ϕ production cross-section as a function of p_T (top) and y (bottom), measured with data (points), and compared to the LHCb default MC tuning (solid line) and Perugia 0 tuning (dashed line). The error bars represent the statistical uncertainty, the braces show the bin dependent systematic errors, the overall scale uncertainty from Table 1 is not plotted. The lower parts of the plots show the ratio data cross-section over Monte Carlo cross-section. Error bars in the ratio plots show statistical uncertainties only.

in each bin of p_T and y to extract the signal yields. The number of reconstructed candidates without PID requirements $N_{\text{reco}} = N_{\text{tag}}/\varepsilon_{\text{pid}}$ is a free parameter in the fit. A Breit-Wigner distribution convolved with a Gaussian resolution function is used to describe the signal shape

$$f_{\text{sig}} = \frac{1}{(m - m_0)^2 + \frac{1}{4}\Gamma^2/c^4} \otimes \exp\left(-\frac{1}{2}\frac{m^2}{\sigma^2}\right) \quad (3)$$

while the background shape is described by

$$f_{\text{bkg}} = 1 - \exp(c_1 \cdot (m - c_2)) \quad (4)$$

containing two free parameters.

The fitted ϕ mass and the Gaussian width σ are common parameters for both tag and probe sample, while the Breit-Wigner width Γ is fixed to the value 4.26 MeV taken from Ref. [15]. In Fig. 1, fit results to the two samples in a given p_T/y bin are shown for illustration purposes.

5. Systematic uncertainties

The uncertainties in this analysis are dominated by systematic contributions, divided into the ones which are common to all bins and the ones which vary from bin to bin. The former are

Table 1
Summary of relative systematic uncertainties that are common to all bins.

Source	(%)
Tracking efficiency	8
Luminosity (normalization)	4
Track multiplicity	3
Fit systematics	3
MC association	2
Doubly identified candidates	2
Branching fraction	1
Bin migration	1
Material interactions	1
Total	10

Table 2

Binned differential cross-section, in $\mu\text{b}/\text{MeV}/c$, as function of p_T (GeV/ c) and y . The statistical and the bin-dependent systematic uncertainties are quoted. There is an additional bin-independent uncertainty of 10% related to the normalization (Table 1).

p_T/y	2.44–2.62	2.62–2.80	2.80–2.98
0.6–0.8	$1.001 \pm 0.140^{+0.076}_{-0.026}$	$0.853 \pm 0.114^{+0.081}_{-0.022}$	$1.069 \pm 0.108^{+0.093}_{-0.027}$
0.8–1.0	$0.959 \pm 0.112^{+0.129}_{-0.015}$	$0.797 \pm 0.084^{+0.074}_{-0.012}$	$0.819 \pm 0.079^{+0.053}_{-0.012}$
1.0–1.2	$0.758 \pm 0.043^{+0.089}_{-0.009}$	$0.776 \pm 0.038^{+0.063}_{-0.009}$	$0.795 \pm 0.026^{+0.042}_{-0.009}$
1.2–1.4	$0.648 \pm 0.033^{+0.067}_{-0.009}$	$0.627 \pm 0.028^{+0.049}_{-0.008}$	$0.604 \pm 0.026^{+0.024}_{-0.008}$
1.4–1.6	$0.469 \pm 0.023^{+0.037}_{-0.008}$	$0.511 \pm 0.022^{+0.033}_{-0.008}$	$0.521 \pm 0.022^{+0.023}_{-0.008}$
1.6–1.8	$0.422 \pm 0.020^{+0.039}_{-0.008}$	$0.381 \pm 0.017^{+0.021}_{-0.007}$	$0.409 \pm 0.018^{+0.015}_{-0.007}$
1.8–2.0	$0.334 \pm 0.016^{+0.027}_{-0.007}$	$0.323 \pm 0.015^{+0.014}_{-0.007}$	$0.276 \pm 0.012^{+0.009}_{-0.005}$
2.0–2.4	$0.209 \pm 0.008^{+0.010}_{-0.004}$	$0.192 \pm 0.007^{+0.006}_{-0.003}$	$0.201 \pm 0.007^{+0.003}_{-0.003}$
2.4–2.8	$0.127 \pm 0.005^{+0.003}_{-0.003}$	$0.112 \pm 0.005^{+0.002}_{-0.003}$	$0.111 \pm 0.004^{+0.002}_{-0.002}$
2.8–3.2	$0.078 \pm 0.004^{+0.002}_{-0.002}$	$0.069 \pm 0.003^{+0.002}_{-0.002}$	$0.063 \pm 0.003^{+0.002}_{-0.002}$
3.2–4.0	$0.040 \pm 0.002^{+0.001}_{-0.001}$	$0.038 \pm 0.002^{+0.001}_{-0.001}$	$0.034 \pm 0.001^{+0.001}_{-0.001}$
4.0–5.0	$0.014 \pm 0.001^{+0.001}_{-0.001}$	$0.014 \pm 0.001^{+0.001}_{-0.000}$	$0.011 \pm 0.001^{+0.000}_{-0.000}$
p_T/y	2.98–3.16	3.16–3.34	3.34–3.52
0.6–0.8	$1.171 \pm 0.100^{+0.058}_{-0.029}$	$1.060 \pm 0.092^{+0.027}_{-0.043}$	$1.131 \pm 0.146^{+0.029}_{-0.176}$
0.8–1.0	$1.032 \pm 0.080^{+0.049}_{-0.015}$	$0.862 \pm 0.080^{+0.014}_{-0.013}$	$1.170 \pm 0.082^{+0.018}_{-0.058}$
1.0–1.2	$0.818 \pm 0.034^{+0.031}_{-0.009}$	$0.851 \pm 0.033^{+0.010}_{-0.010}$	$0.781 \pm 0.031^{+0.009}_{-0.009}$
1.2–1.4	$0.648 \pm 0.026^{+0.016}_{-0.008}$	$0.693 \pm 0.026^{+0.009}_{-0.008}$	$0.661 \pm 0.023^{+0.011}_{-0.008}$
1.4–1.6	$0.484 \pm 0.019^{+0.013}_{-0.006}$	$0.499 \pm 0.018^{+0.009}_{-0.007}$	$0.470 \pm 0.017^{+0.013}_{-0.006}$
1.6–1.8	$0.408 \pm 0.016^{+0.008}_{-0.006}$	$0.382 \pm 0.015^{+0.008}_{-0.006}$	$0.348 \pm 0.013^{+0.009}_{-0.005}$
1.8–2.0	$0.320 \pm 0.014^{+0.006}_{-0.007}$	$0.308 \pm 0.008^{+0.009}_{-0.006}$	$0.255 \pm 0.010^{+0.009}_{-0.004}$
2.0–2.4	$0.206 \pm 0.006^{+0.004}_{-0.004}$	$0.194 \pm 0.006^{+0.006}_{-0.003}$	$0.169 \pm 0.005^{+0.005}_{-0.003}$
2.4–2.8	$0.109 \pm 0.004^{+0.003}_{-0.002}$	$0.106 \pm 0.004^{+0.003}_{-0.002}$	$0.106 \pm 0.004^{+0.005}_{-0.002}$
2.8–3.2	$0.065 \pm 0.003^{+0.002}_{-0.002}$	$0.057 \pm 0.003^{+0.002}_{-0.001}$	$0.053 \pm 0.003^{+0.003}_{-0.001}$
3.2–4.0	$0.031 \pm 0.001^{+0.001}_{-0.001}$	$0.029 \pm 0.001^{+0.001}_{-0.001}$	$0.025 \pm 0.002^{+0.001}_{-0.001}$
4.0–5.0	$0.010 \pm 0.001^{+0.001}_{-0.000}$	$0.010 \pm 0.001^{+0.000}_{-0.000}$	$0.009 \pm 0.001^{+0.000}_{-0.000}$
p_T/y	3.52–3.70	3.70–3.88	3.88–4.06
0.6–0.8	$1.341 \pm 0.158^{+0.034}_{-0.207}$	$1.164 \pm 0.157^{+0.030}_{-0.065}$	$1.341 \pm 0.193^{+0.120}_{-0.036}$
0.8–1.0	$0.816 \pm 0.075^{+0.013}_{-0.035}$	$1.065 \pm 0.075^{+0.018}_{-0.059}$	$0.975 \pm 0.115^{+0.018}_{-0.070}$
1.0–1.2	$0.785 \pm 0.032^{+0.010}_{-0.012}$	$0.690 \pm 0.031^{+0.010}_{-0.011}$	$0.760 \pm 0.039^{+0.013}_{-0.039}$
1.2–1.4	$0.609 \pm 0.023^{+0.012}_{-0.008}$	$0.561 \pm 0.022^{+0.010}_{-0.008}$	$0.531 \pm 0.027^{+0.012}_{-0.010}$
1.4–1.6	$0.484 \pm 0.018^{+0.016}_{-0.007}$	$0.433 \pm 0.017^{+0.011}_{-0.007}$	$0.409 \pm 0.021^{+0.016}_{-0.008}$
1.6–1.8	$0.336 \pm 0.013^{+0.008}_{-0.006}$	$0.315 \pm 0.014^{+0.011}_{-0.006}$	$0.279 \pm 0.014^{+0.011}_{-0.006}$
1.8–2.0	$0.231 \pm 0.010^{+0.006}_{-0.004}$	$0.228 \pm 0.011^{+0.009}_{-0.005}$	$0.213 \pm 0.011^{+0.007}_{-0.005}$
2.0–2.4	$0.164 \pm 0.005^{+0.007}_{-0.003}$	$0.140 \pm 0.005^{+0.006}_{-0.002}$	$0.131 \pm 0.006^{+0.003}_{-0.003}$
2.4–2.8	$0.082 \pm 0.002^{+0.004}_{-0.002}$	$0.078 \pm 0.004^{+0.003}_{-0.002}$	$0.070 \pm 0.004^{+0.004}_{-0.002}$
2.8–3.2	$0.059 \pm 0.003^{+0.004}_{-0.002}$	$0.049 \pm 0.003^{+0.002}_{-0.001}$	$0.039 \pm 0.003^{+0.006}_{-0.001}$
3.2–4.0	$0.022 \pm 0.001^{+0.001}_{-0.001}$	$0.019 \pm 0.001^{+0.002}_{-0.000}$	$0.022 \pm 0.002^{+0.003}_{-0.001}$
4.0–5.0	$0.008 \pm 0.001^{+0.001}_{-0.000}$	$0.007 \pm 0.001^{+0.001}_{-0.000}$	$0.007 \pm 0.002^{+0.000}_{-0.002}$

summarized in Table 1, whereas the latter are plotted with the data in Fig. 2 and listed in Table 2. The bin-dependent uncertainties consist of the reconstruction efficiency uncertainty due to the limited simulation sample size and to the modelling of a diffractive contribution, as well as the uncertainty of the tag-and-probe PID determination due to correlations. The combined uncertainties contribute 3–7% for the statistically dominant bins.

The largest shared systematics are the uncertainty on the tracking efficiencies, which have been discussed in Ref. [16], and the luminosity normalization. The track multiplicity in data is higher than in the simulation. Studies of the track multiplicity dependence of the reconstruction efficiency result in an uncertainty of 3% due to this multiplicity difference.

Two major effects contribute to the uncertainty due to the fit procedure. Fixing the Gaussian width to the same value on tag-and-probe sample introduces only a 1% systematic uncertainty, since the distribution is dominated by the Breit–Wigner width. A larger systematic effect (2–3%) is observed when varying the mass range of the fit, which results in a total uncertainty of 3%.

In the simulation, the reconstructed track is required to match the true generated track to determine the reconstruction efficiency. A 2% uncertainty is assigned due to this procedure. A small fraction of doubly identified candidates is found: it is possible that the detector hits from one particle are reconstructed as more than one track. The rate difference of these doubly identified candidates between data and simulation is found to be 2%, which is the systematic uncertainty assigned due to this effect. The $\phi \rightarrow K^+K^-$ branching fraction contributes a 1% systematic uncertainty. Migration of candidates between different bins due to resolution effects is found to be small, and is accounted for by assigning a 1% uncertainty. Uncertainties from the modelling of the material budget and the material interaction cross-section are estimated to be 1%.

6. Results

The cross-sections determined with the two magnet polarities agree within their statistical uncertainties. All results given here are unweighted averages of the two samples. Comparisons to simulation samples generated with two different Pythia tunings are made, namely Perugia 0 [17] and the LHCb default Monte Carlo tuning.

The integrated cross-section in the region $0.6 < p_T < 5.0$ GeV/c and $2.44 < y < 4.06$ is

$$\sigma(pp \rightarrow \phi X) = 1758 \pm 19(\text{stat})_{-14}^{+43}(\text{syst}) \pm 182(\text{scale}) \mu\text{b},$$

where the first systematic uncertainty arises from the bin-dependent contribution, while the second one is the common systematic uncertainty, as described in Section 5. The differential cross-section values are given in Table 2 and projections on the y and p_T axes within the same kinematic region are shown in Fig. 2.

The simulations underestimate the measured ϕ production in the considered kinematic region by a factor 1.43 ± 0.15 (LHCb MC) and 2.06 ± 0.22 (Perugia 0). Additionally, the shape of the p_T spectrum and the slope in the y spectrum differ between the data and the simulation (see Fig. 2). Fitting a straight line $\frac{d\sigma}{dy} = a \cdot y + b$ to the y spectrum, the slope is $a = -44 \pm 27 \mu\text{b}$ on data, but $a = -181 \pm 2 \mu\text{b}$ for the default LHCb MC tuning and $a = -149 \pm 3 \mu\text{b}$ for the Perugia 0 tuning. Uncertainties given on a are statistical only.

The mean p_T in the range $0.6 < p_T < 5.0$ GeV/c is 1.24 ± 0.01 GeV/c (data, stat. error only), 1.077 GeV/c (LHCb MC) and 1.238 GeV/c (Perugia 0 MC).

7. Conclusions

A study of inclusive ϕ production in pp collisions at a centre-of-mass energy of 7 TeV at the Large Hadron Collider is reported. The differential cross-section as a function of p_T and y measured in the range $0.6 < p_T < 5.0$ GeV/c and $2.44 < y < 4.06$ is $\sigma(pp \rightarrow \phi X) = 1758 \pm 19(\text{stat})_{-14}^{+43}(\text{syst}) \pm 182(\text{scale}) \mu\text{b}$, where the first systematic uncertainty depends on the p_T and y scale and the second is related to the overall scale. Predictions based on the PYTHIA 6.4 generator underestimate the cross-section.

Acknowledgements

We express our gratitude to our colleagues in the CERN accelerator departments for the excellent performance of the LHC. We thank the technical and administrative staff at CERN and at the LHCb institutes, and acknowledge support from the National Agencies: CAPES, CNPq, FAPERJ and FINEP (Brazil); CERN; NSFC (China); CNRS/IN2P3 (France); BMBF, DFG, HGF and MPG (Germany); SFI (Ireland); INFN (Italy); FOM and NWO (Netherlands); SCSR (Poland); ANCS (Romania); MinES of Russia and Rosatom (Russia); MICINN, XUNGA and GENCAT (Spain); SNSF and SER (Switzerland); NAS Ukraine (Ukraine); STFC (United Kingdom); NSF (USA). We also acknowledge the support received from the ERC under FP7 and the Région Auvergne.

Open access

This article is published Open Access at sciencedirect.com. It is distributed under the terms of the Creative Commons Attribution License 3.0, which permits unrestricted use, distribution, and reproduction in any medium, provided the original authors and source are credited.

References

- [1] K.J. Anderson, et al., Phys. Rev. Lett. 37 (13) (1976) 799.
- [2] ACCMOR Collaboration, C. Daum, et al., Nucl. Phys. B 186 (2) (1981) 205.
- [3] E735 Collaboration, T. Alexopoulos, et al., Z. Phys. C 67 (1995) 411.
- [4] HERA-B Collaboration, I. Abt, et al., Eur. Phys. J. C 50 (2007) 315.
- [5] ZEUS Collaboration, S. Chekanov, et al., Phys. Lett. B 553 (2003) 141, hep-ex/0211025.
- [6] ALICE Collaboration, K. Aamodt, et al., Eur. Phys. J. C 71 (2011) 1594, arXiv:1012.3257.
- [7] PHENIX Collaboration, M. Naglis, Nucl. Phys. A 830 (2009) 757c, arXiv:0907.4461.
- [8] T. Sjöstrand, et al., JHEP 0605 (2006) 26.
- [9] LHCb Collaboration, A.A. Alves Jr., et al., JINST 3 (2008) S08005.
- [10] S. van der Meer, Calibration of the effective beam height in the ISR, ISR-PO/68-31, 1986.
- [11] M. Ferro-Luzzi, Nucl. Instrum. Meth. A 553 (2005) 388.
- [12] LHCb Collaboration, R. Aaij, et al., Phys. Lett. B 693 (2) (2010) 69, arXiv:1008.3105.
- [13] D.J. Lange, Nucl. Instrum. Meth. A 462 (2001) 152.
- [14] I. Belyaev, et al., Nuclear Science Symposium Conference Record (NSS/MIC) (2010) 1155, <http://cdsweb.cern.ch/record/1307917>.
- [15] Particle Data Group, C. Amsler, et al., Phys. Lett. B 667 (2008) 1.
- [16] LHCb Collaboration, R. Aaij, et al., Phys. Lett. B 694 (3) (2010) 209, arXiv:1009.2731.
- [17] P.Z. Skands, Phys. Rev. D 82 (2010) 074018.

LHCb Collaboration

R. Aaij²³, B. Adeva³⁶, M. Adinolfi⁴², C. Adrover⁶, A. Affolder⁴⁸, Z. Ajaltouni⁵, J. Albrecht³⁷, F. Alessio^{6,37}, M. Alexander⁴⁷, G. Alkhazov²⁹, P. Alvarez Cartelle³⁶, A.A. Alves Jr.²², S. Amato², Y. Amhis³⁸, J. Anderson³⁹, R.B. Appleby⁵⁰, O. Aquines Gutierrez¹⁰, L. Arrabito⁵³, A. Artamonov³⁴, M. Artuso^{52,37}, E. Aslanides⁶, G. Auriemma^{22,m}, S. Bachmann¹¹, J.J. Back⁴⁴, D.S. Bailey⁵⁰, V. Balagura^{30,37}, W. Baldini¹⁶, R.J. Barlow⁵⁰, C. Barschel³⁷, S. Barsuk⁷, W. Barter⁴³, A. Bates⁴⁷, C. Bauer¹⁰, Th. Bauer²³, A. Bay³⁸, I. Bediaga¹, K. Belous³⁴, I. Belyaev^{30,37}, E. Ben-Haim⁸, M. Benayoun⁸, G. Bencivenni¹⁸, S. Benson⁴⁶, J. Benton⁴², R. Bernet³⁹, M.-O. Bettler^{17,37}, M. van Beuzekom²³, A. Bien¹¹, S. Bifani¹², A. Bizzeti^{17,h}, P.M. Bjørnstad⁵⁰, T. Blake⁴⁹, F. Blanc³⁸, C. Blanks⁴⁹, J. Blouw¹¹, S. Blusk⁵², A. Bobrov³³, V. Bocci²², A. Bondar³³, N. Bondar²⁹, W. Bonivento¹⁵, S. Borghi⁴⁷, A. Borgia⁵², T.J.V. Bowcock⁴⁸, C. Bozzi¹⁶, T. Brambach⁹, J. van den Brand²⁴, J. Bressieux³⁸, D. Brett⁵⁰, S. Brisbane⁵¹, M. Britsch¹⁰, T. Britton⁵², N.H. Brook⁴², A. Büchler-Germann³⁹, A. Bursche³⁹, J. Buytaert³⁷, S. Cadeddu¹⁵, J.M. Caicedo Carvajal³⁷, O. Callot⁷, M. Calvi^{20,j}, M. Calvo Gomez^{35,n}, A. Camboni³⁵, P. Campana^{18,37}, A. Carbone¹⁴, G. Carboni^{21,k}, R. Cardinale^{19,i}, A. Cardini¹⁵, L. Carson³⁶, K. Carvalho Akiba²³, G. Casse⁴⁸, M. Cattaneo³⁷, M. Charles⁵¹, Ph. Charpentier³⁷, N. Chiapolini³⁹, X. Cid Vidal³⁶, P.E.L. Clarke⁴⁶, M. Clemencic³⁷, H.V. Cliff⁴³, J. Closier³⁷, C. Coca²⁸, V. Coco²³, J. Cogan⁶, P. Collins³⁷, F. Constantin²⁸, G. Conti³⁸, A. Contu⁵¹, A. Cook⁴², M. Coombes⁴², G. Corti³⁷, G.A. Cowan³⁸, R. Currie⁴⁶, B. D’Almagne⁷, C. D’Ambrosio³⁷, P. David⁸, I. De Bonis⁴, S. De Capua^{21,k}, M. De Cian³⁹, F. De Lorenzi¹², J.M. De Miranda¹, L. De Paula², P. De Simone¹⁸, D. Decamp⁴, M. Deckenhoff⁹, H. Degaudenzi^{38,37}, M. Deissenroth¹¹, L. Del Buono⁸, C. Deplano¹⁵, O. Deschamps⁵, F. Dettori^{15,d}, J. Dickens⁴³, H. Dijkstra³⁷, P. Diniz Batista¹, D. Dossett⁴⁴, A. Dovbnya⁴⁰, F. Dupertuis³⁸, R. Dzhelyadin³⁴, C. Eames⁴⁹, S. Easo⁴⁵, U. Egede⁴⁹, V. Egorychev³⁰, S. Eidelman³³, D. van Eijk²³, F. Eisele¹¹, S. Eisenhardt⁴⁶, R. Ekelhof⁹, L. Eklund⁴⁷, Ch. Elsasser³⁹, D.G. d’Enterria^{35,o}, D. Esperante Pereira³⁶, L. Estève⁴³, A. Falabella^{16,e}, E. Fanchini^{20,j}, C. Färber¹¹, G. Fardell⁴⁶, C. Farinelli²³, S. Farry¹², V. Fave³⁸, V. Fernandez Albor³⁶, M. Ferro-Luzzi³⁷, S. Filippov³², C. Fitzpatrick⁴⁶, M. Fontana¹⁰, F. Fontanelli^{19,i}, R. Forty³⁷, M. Frank³⁷, C. Frei³⁷, M. Frosini^{17,37,f}, S. Furcas²⁰, A. Gallas Torreira³⁶, D. Galli^{14,c}, M. Gandelman², P. Gandini⁵¹, Y. Gao³, J.-C. Garnier³⁷, J. Garofoli⁵², J. Garra Tico⁴³, L. Garrido³⁵, C. Gaspar³⁷, N. Gauvin³⁸, M. Gersabeck³⁷, T. Gershon⁴⁴, Ph. Ghez⁴, V. Gibson⁴³, V.V. Gligorov³⁷, C. Göbel⁵⁴, D. Golubkov³⁰, A. Golutvin^{49,30,37}, A. Gomes², H. Gordon⁵¹, M. Grabalosa Gándara³⁵, R. Graciani Diaz³⁵, L.A. Granado Cardoso³⁷, E. Graugés³⁵, G. Graziani¹⁷, A. Grecu²⁸, S. Gregson⁴³, B. Gui⁵², E. Gushchin³², Yu. Guz³⁴, T. Gys³⁷, G. Haefeli³⁸, C. Haen³⁷, S.C. Haines⁴³, T. Hampson⁴², S. Hansmann-Menzemer¹¹, R. Harji⁴⁹, N. Harnew⁵¹, J. Harrison⁵⁰, P.F. Harrison⁴⁴, J. He⁷, V. Heijne²³, K. Hennessy⁴⁸, P. Henrard⁵, J.A. Hernando Morata³⁶, E. van Herwijnen³⁷, W. Hofmann¹⁰, K. Holubyev¹¹, P. Hopchev⁴, W. Hulsbergen²³, P. Hunt⁵¹, T. Huse⁴⁸, R.S. Huston¹², D. Hutchcroft⁴⁸, D. Hynds⁴⁷, V. Iakovenko⁴¹, P. Ilten¹², J. Imong⁴², R. Jacobsson³⁷, A. Jaeger¹¹, M. Jahjah Hussein⁵, E. Jans²³, F. Jansen²³, P. Jaton³⁸, B. Jean-Marie⁷, F. Jing³, M. John⁵¹, D. Johnson⁵¹, C.R. Jones⁴³, B. Jost³⁷, S. Kandybei⁴⁰, M. Karacson³⁷, T.M. Karbach⁹, J. Keaveney¹², U. Kerzel³⁷, T. Ketel²⁴, A. Keune³⁸, B. Khanji⁶, Y.M. Kim⁴⁶, M. Knecht³⁸, S. Koblitz³⁷, P. Koppenburg²³, A. Kozlinskiy²³, L. Kravchuk³², K. Kreplin¹¹, G. Krocker¹¹, P. Krokovny¹¹, F. Kruse⁹, K. Kruzelecki³⁷, M. Kucharczyk^{20,25}, S. Kukulak²⁵, R. Kumar^{14,37}, T. Kvaratskheliya^{30,37}, V.N. La Thi³⁸, D. Lacarrere³⁷, G. Lafferty⁵⁰, A. Lai¹⁵, D. Lambert⁴⁶, R.W. Lambert³⁷, E. Lanciotti³⁷, G. Lanfranchi¹⁸, C. Langenbruch¹¹, T. Latham⁴⁴, R. Le Gac⁶, J. van Leerdam²³, J.-P. Lees⁴, R. Lefèvre⁵, A. Leflat^{31,37}, J. Lefrançois⁷, O. Leroy⁶, T. Lesiak²⁵, L. Li³, Y.Y. Li⁴³, L. Li Gioi⁵, M. Lieng⁹, R. Lindner³⁷, C. Linn¹¹, B. Liu³, G. Liu³⁷, J.H. Lopes², E. Lopez Asamar³⁵, N. Lopez-March³⁸, J. Luisier³⁸, F. Machefert⁷, I.V. Machikhiliyan^{4,30}, F. Maciuc¹⁰, O. Maev^{29,37}, J. Magnin¹, S. Malde⁵¹, R.M.D. Mamunur³⁷, G. Manca^{15,d}, G. Mancinelli⁶, N. Mangiafave⁴³, U. Marconi¹⁴, R. Märki³⁸, J. Marks¹¹, G. Martellotti²², A. Martens⁷, L. Martin⁵¹, A. Martín Sánchez⁷, D. Martinez Santos³⁷, A. Massafferri¹, Z. Mathe¹², C. Matteuzzi²⁰, M. Matveev²⁹, E. Maurice⁶, B. Maynard⁵², A. Mazurov^{32,16,37}, G. McGregor⁵⁰, R. McNulty¹², C. Mclean¹⁴, M. Meissner¹¹, M. Merk²³, J. Merkel⁹, R. Messi^{21,k}, S. Miglioranza³⁷, D.A. Milanes^{13,37}, M.-N. Minard⁴, S. Monteil⁵, D. Moran¹², P. Morawski²⁵, J.V. Morris⁴⁵, R. Mountain⁵², I. Mous²³, F. Muheim⁴⁶, K. Müller³⁹, R. Muresan^{28,38}, B. Muryn²⁶, M. Musy³⁵, P. Naik⁴², T. Nakada³⁸, R. Nandakumar⁴⁵,

J. Nardulli⁴⁵, I. Nasteva¹, M. Nedos⁹, M. Needham⁴⁶, N. Neufeld³⁷, C. Nguyen-Mau^{38,p}, M. Nicol⁷, S. Nies⁹, V. Niess⁵, N. Nikitin³¹, A. Oblakowska-Mucha²⁶, V. Obraztsov³⁴, S. Oggero²³, S. Ogilvy⁴⁷, O. Okhrimenko⁴¹, R. Oldeman^{15,d}, M. Orlandea²⁸, J.M. Otalora Goicochea², B. Pal⁵², J. Palacios³⁹, M. Palutan¹⁸, J. Panman³⁷, A. Papanestis⁴⁵, M. Pappagallo^{13,b}, C. Parkes^{47,37}, C.J. Parkinson⁴⁹, G. Passaleva¹⁷, G.D. Patel⁴⁸, M. Patel⁴⁹, S.K. Paterson⁴⁹, G.N. Patrick⁴⁵, C. Patrignani^{19,i}, C. Pavel-Nicorescu²⁸, A. Pazos Alvarez³⁶, A. Pellegrino²³, G. Penso^{22,l}, M. Pepe Altarelli³⁷, S. Perazzini^{14,c}, D.L. Perego^{20,j}, E. Perez Trigo³⁶, A. Pérez-Calero Yzquierdo³⁵, P. Perret⁵, M. Perrin-Terrin⁶, G. Pessina²⁰, A. Petrella^{16,37}, A. Petrolini^{19,i}, B. Pie Valls³⁵, B. Pietrzyk⁴, T. Pilar⁴⁴, D. Pinci²², R. Plackett⁴⁷, S. Playfer⁴⁶, M. Plo Casasus³⁶, G. Polok²⁵, A. Poluektov^{44,33}, E. Polycarpo², D. Popov¹⁰, B. Popovici²⁸, C. Potterat³⁵, A. Powell⁵¹, T. du Pree²³, J. Prisciandaro³⁸, V. Pugatch⁴¹, A. Puig Navarro³⁵, W. Qian⁵², J.H. Rademacker⁴², B. Rakotomiamanana³⁸, I. Raniuk⁴⁰, G. Raven²⁴, S. Redford⁵¹, M.M. Reid⁴⁴, A.C. dos Reis¹, S. Ricciardi⁴⁵, K. Rinnert⁴⁸, D.A. Roa Romero⁵, P. Robbe⁷, E. Rodrigues⁴⁷, F. Rodrigues², P. Rodriguez Perez³⁶, G.J. Rogers⁴³, V. Romanovsky³⁴, J. Rouvinet³⁸, T. Ruf³⁷, H. Ruiz³⁵, G. Sabatino^{21,k}, J.J. Saborido Silva³⁶, N. Sagidova²⁹, P. Sail⁴⁷, B. Saitta^{15,d}, C. Salzmann³⁹, M. Sannino^{19,i}, R. Santacesaria²², R. Santinelli³⁷, E. Santovetti^{21,k}, M. Sapunov⁶, A. Sarti^{18,l}, C. Satriano^{22,m}, A. Satta²¹, M. Savrie^{16,e}, D. Savrina³⁰, P. Schaack⁴⁹, M. Schiller¹¹, S. Schleich^{9,*}, M. Schmelling¹⁰, B. Schmidt³⁷, O. Schneider³⁸, A. Schopper³⁷, M.-H. Schune⁷, R. Schwemmer³⁷, A. Sciubba^{18,l}, M. Seco³⁶, A. Semennikov³⁰, K. Senderowska²⁶, N. Serra³⁹, J. Serrano⁶, P. Seyfert¹¹, B. Shao³, M. Shapkin³⁴, I. Shapoval^{40,37}, P. Shatalov³⁰, Y. Shcheglov²⁹, T. Shears⁴⁸, L. Shekhtman³³, O. Shevchenko⁴⁰, V. Shevchenko³⁰, A. Shires⁴⁹, R. Silva Coutinho⁵⁴, H.P. Skottowe⁴³, T. Skwarnicki⁵², A.C. Smith³⁷, N.A. Smith⁴⁸, K. Sobczak⁵, F.J.P. Soler⁴⁷, A. Solomin⁴², F. Soomro⁴⁹, B. Souza De Paula², B. Spaan⁹, A. Sparkes⁴⁶, P. Spradlin⁴⁷, F. Stagni³⁷, S. Stahl¹¹, O. Steinkamp³⁹, S. Stoica²⁸, S. Stone^{52,37}, B. Storaci²³, U. Straumann³⁹, N. Styles⁴⁶, S. Swientek⁹, M. Szczekowski²⁷, P. Szczypka³⁸, T. Szumlak²⁶, S. T'Jampens⁴, E. Teodorescu²⁸, F. Teubert³⁷, C. Thomas^{51,45}, E. Thomas³⁷, J. van Tilburg¹¹, V. Tisserand⁴, M. Tobin³⁹, S. Topp-Joergensen⁵¹, M.T. Tran³⁸, A. Tsaregorodtsev⁶, N. Tuning²³, A. Ukleja²⁷, P. Urquijo⁵², U. Uwer¹¹, V. Vagnoni¹⁴, G. Valenti¹⁴, R. Vazquez Gomez³⁵, P. Vazquez Regueiro³⁶, S. Vecchi¹⁶, J.J. Velthuis⁴², M. Veltri^{17,g}, K. Vervink³⁷, B. Viaud⁷, I. Videau⁷, X. Vilasis-Cardona^{35,n}, J. Visniakov³⁶, A. Vollhardt³⁹, D. Voong⁴², A. Vorobyev²⁹, H. Voss¹⁰, K. Wacker⁹, S. Wandernoth¹¹, J. Wang⁵², D.R. Ward⁴³, A.D. Webber⁵⁰, D. Websdale⁴⁹, M. Whitehead⁴⁴, D. Wiedner¹¹, L. Wiggers²³, G. Wilkinson⁵¹, M.P. Williams^{44,45}, M. Williams⁴⁹, F.F. Wilson⁴⁵, J. Wishahi⁹, M. Witek²⁵, W. Witzeling³⁷, S.A. Wotton⁴³, K. Wyllie³⁷, Y. Xie⁴⁶, F. Xing⁵¹, Z. Yang³, R. Young⁴⁶, O. Yushchenko³⁴, M. Zavertyaev^{10,a}, L. Zhang⁵², W.C. Zhang¹², Y. Zhang³, A. Zhelezov¹¹, L. Zhong³, E. Zverev³¹, A. Zvyagin³⁷

¹ Centro Brasileiro de Pesquisas Físicas (CBPF), Rio de Janeiro, Brazil

² Universidade Federal do Rio de Janeiro (UFRJ), Rio de Janeiro, Brazil

³ Center for High Energy Physics, Tsinghua University, Beijing, China

⁴ LAPP, Université de Savoie, CNRS/IN2P3, Annecy-Le-Vieux, France

⁵ Clermont Université, Université Blaise Pascal, CNRS/IN2P3, LPC, Clermont-Ferrand, France

⁶ CPPM, Aix-Marseille Université, CNRS/IN2P3, Marseille, France

⁷ LAL, Université Paris-Sud, CNRS/IN2P3, Orsay, France

⁸ LPNHE, Université Pierre et Marie Curie, Université Paris Diderot, CNRS/IN2P3, Paris, France

⁹ Fakultät Physik, Technische Universität Dortmund, Dortmund, Germany

¹⁰ Max-Planck-Institut für Kernphysik (MPIK), Heidelberg, Germany

¹¹ Physikalisches Institut, Ruprecht-Karls-Universität Heidelberg, Heidelberg, Germany

¹² School of Physics, University College Dublin, Dublin, Ireland

¹³ Sezione INFN di Bari, Bari, Italy

¹⁴ Sezione INFN di Bologna, Bologna, Italy

¹⁵ Sezione INFN di Cagliari, Cagliari, Italy

¹⁶ Sezione INFN di Ferrara, Ferrara, Italy

¹⁷ Sezione INFN di Firenze, Firenze, Italy

¹⁸ Laboratori Nazionali dell'INFN di Frascati, Frascati, Italy

¹⁹ Sezione INFN di Genova, Genova, Italy

²⁰ Sezione INFN di Milano Bicocca, Milano, Italy

²¹ Sezione INFN di Roma Tor Vergata, Roma, Italy

²² Sezione INFN di Roma La Sapienza, Roma, Italy

²³ Nikhef National Institute for Subatomic Physics, Amsterdam, Netherlands

²⁴ Nikhef National Institute for Subatomic Physics and Vrije Universiteit, Amsterdam, Netherlands

²⁵ Henryk Niewodniczanski Institute of Nuclear Physics Polish Academy of Sciences, Cracow, Poland

²⁶ Faculty of Physics & Applied Computer Science, Cracow, Poland

²⁷ Soltan Institute for Nuclear Studies, Warsaw, Poland

²⁸ Horia Hulubei National Institute of Physics and Nuclear Engineering, Bucharest-Magurele, Romania

- ²⁹ Petersburg Nuclear Physics Institute (PNPI), Gatchina, Russia
³⁰ Institute of Theoretical and Experimental Physics (ITEP), Moscow, Russia
³¹ Institute of Nuclear Physics, Moscow State University (SINP MSU), Moscow, Russia
³² Institute for Nuclear Research of the Russian Academy of Sciences (INR RAN), Moscow, Russia
³³ Budker Institute of Nuclear Physics (SB RAS) and Novosibirsk State University, Novosibirsk, Russia
³⁴ Institute for High Energy Physics (IHEP), Protvino, Russia
³⁵ Universitat de Barcelona, Barcelona, Spain
³⁶ Universidad de Santiago de Compostela, Santiago de Compostela, Spain
³⁷ European Organization for Nuclear Research (CERN), Geneva, Switzerland
³⁸ Ecole Polytechnique Fédérale de Lausanne (EPFL), Lausanne, Switzerland
³⁹ Physik-Institut, Universität Zürich, Zürich, Switzerland
⁴⁰ NSC Kharkiv Institute of Physics and Technology (NSC KIPT), Kharkiv, Ukraine
⁴¹ Institute for Nuclear Research of the National Academy of Sciences (KINR), Kyiv, Ukraine
⁴² H.H. Wills Physics Laboratory, University of Bristol, Bristol, United Kingdom
⁴³ Cavendish Laboratory, University of Cambridge, Cambridge, United Kingdom
⁴⁴ Department of Physics, University of Warwick, Coventry, United Kingdom
⁴⁵ STFC Rutherford Appleton Laboratory, Didcot, United Kingdom
⁴⁶ School of Physics and Astronomy, University of Edinburgh, Edinburgh, United Kingdom
⁴⁷ School of Physics and Astronomy, University of Glasgow, Glasgow, United Kingdom
⁴⁸ Oliver Lodge Laboratory, University of Liverpool, Liverpool, United Kingdom
⁴⁹ Imperial College London, London, United Kingdom
⁵⁰ School of Physics and Astronomy, University of Manchester, Manchester, United Kingdom
⁵¹ Department of Physics, University of Oxford, Oxford, United Kingdom
⁵² Syracuse University, Syracuse, NY, United States
⁵³ CC-IN2P3, CNRS/IN2P3, Lyon-Villeurbanne, France^q
⁵⁴ Pontifícia Universidade Católica do Rio de Janeiro (PUC-Rio), Rio de Janeiro, Brazil^r

* Corresponding author.

E-mail address: sebastian.schleich@tu-dortmund.de (S. Schleich).

^a P.N. Lebedev Physical Institute, Russian Academy of Science (LPI RAS), Moscow, Russia.

^b Università di Bari, Bari, Italy.

^c Università di Bologna, Bologna, Italy.

^d Università di Cagliari, Cagliari, Italy.

^e Università di Ferrara, Ferrara, Italy.

^f Università di Firenze, Firenze, Italy.

^g Università di Urbino, Urbino, Italy.

^h Università di Modena e Reggio Emilia, Modena, Italy.

ⁱ Università di Genova, Genova, Italy.

^j Università di Milano Bicocca, Milano, Italy.

^k Università di Roma Tor Vergata, Roma, Italy.

^l Università di Roma La Sapienza, Roma, Italy.

^m Università della Basilicata, Potenza, Italy.

ⁿ LIFAELS, La Salle, Universitat Ramon Llull, Barcelona, Spain.

^o Institució Catalana de Recerca i Estudis Avançats (ICREA), Barcelona, Spain.

^p Hanoi University of Science, Hanoi, Viet Nam.

^q Associated member.

^r Associated to Universidade Federal do Rio de Janeiro (UFRJ), Rio de Janeiro, Brazil.