

Technical University of Denmark



Microscopic theory of indistinguishable single-photon emission from a quantum dot coupled to a cavity: The role of non-Markovian phonon-induced decoherence

Nielsen, Per Kær; Lodahl, Peter; Jauho, Antti-Pekka; Mørk, Jesper

Published in:
Physical Review B (Condensed Matter and Materials Physics)

Link to article, DOI:
[10.1103/PhysRevB.87.081308](https://doi.org/10.1103/PhysRevB.87.081308)

Publication date:
2013

Document Version
Publisher's PDF, also known as Version of record

[Link back to DTU Orbit](#)

Citation (APA):
Nielsen, P. K., Lodahl, P., Jauho, A-P., & Mørk, J. (2013). Microscopic theory of indistinguishable single-photon emission from a quantum dot coupled to a cavity: The role of non-Markovian phonon-induced decoherence. *Physical Review B (Condensed Matter and Materials Physics)*, 87(8), [081308]. DOI: 10.1103/PhysRevB.87.081308

DTU Library

Technical Information Center of Denmark

General rights

Copyright and moral rights for the publications made accessible in the public portal are retained by the authors and/or other copyright owners and it is a condition of accessing publications that users recognise and abide by the legal requirements associated with these rights.

- Users may download and print one copy of any publication from the public portal for the purpose of private study or research.
- You may not further distribute the material or use it for any profit-making activity or commercial gain
- You may freely distribute the URL identifying the publication in the public portal

If you believe that this document breaches copyright please contact us providing details, and we will remove access to the work immediately and investigate your claim.

Microscopic theory of indistinguishable single-photon emission from a quantum dot coupled to a cavity: The role of non-Markovian phonon-induced decoherence

P. Kaer,^{1,*} P. Lodahl,² A.-P. Jauho,³ and J. Mork¹

¹*DTU Fotonik, Department of Photonics Engineering, Technical University of Denmark, Building 345W, 2800 Kongens Lyngby, Denmark*

²*Niels Bohr Institute, University of Copenhagen, Blegdamsvej 17, 2100 Copenhagen, Denmark*

³*CNG, DTU Nanotech, Department of Micro- and Nanotechnology Engineering, Technical University of Denmark, Building 345E, 2800 Kongens Lyngby, Denmark*

(Received 14 March 2012; revised manuscript received 16 November 2012; published 19 February 2013)

We study the fundamental limit on single-photon indistinguishability imposed by decoherence due to phonon interactions in semiconductor quantum dot-cavity quantum electrodynamics systems. Employing an exact diagonalization approach we find large differences compared to standard methods. An important finding is that short-time non-Markovian effects limit the maximal attainable indistinguishability. The results are explained using a polariton picture that yields valuable insight into the phonon-induced dephasing dynamics.

DOI: [10.1103/PhysRevB.87.081308](https://doi.org/10.1103/PhysRevB.87.081308)

PACS number(s): 78.67.Hc, 03.65.Yz, 42.50.Pq, 78.67.De

The study of the coherence properties of single photons emitted from semiconductor cavity quantum electrodynamics (cQED) systems is important for applications in quantum information technology¹ and provides insight into the fundamental decoherence effects induced by the environment. For all-solid-state cQED systems, such as a quantum dot (QD) embedded in a photonic crystal cavity² [Fig. 1(a)] or a micropillar cavity,³ the main decoherence mechanism at low temperatures is the electron-phonon interaction,^{4–6} as many recent studies show.^{2,7–14}

Decoherence limits the degree of indistinguishability of single photons emitted from cQED systems [Fig. 1(a)], thus diminishing their applicability for scalable linear optical quantum computing,¹ where an all-solid-state single-photon source is a key element. Furthermore, recent experimental results^{2,8,9,11,12,14} necessitate a departure from the well understood paradigms of atomic cQED, since the strong interaction with reservoirs in the solid state calls for new basic models and physical interpretations. A better understanding of phonon-induced decoherence thus leads to insight into the fundamental physics of nanostructured solids, and can help ushering novel quantum technological devices. However, thus far only little attention has been given to the influence of phonon interactions on the indistinguishability. Only a few experiments have been reported^{3,15,16} and previous theoretical studies have employed a Markovian pure dephasing approximation^{17–24} or phenomenological descriptions of finite-memory dephasing processes,²⁵ none of them treating the phonon interaction microscopically while taking into account the cavity.

In this Rapid Communication we show that the non-Markovian nature of the phonon reservoir has a large effect on single-photon indistinguishability: Short-time virtual processes occurring on time scales much shorter than a typical “dephasing time” must be considered. Also, it is essential to treat the phonon interaction microscopically and on equal footing with the electron-photon interaction. The analysis is based on an exact diagonalization (ED) technique, retaining the inherent non-Markovian nature of the phonon interaction to all orders in the phonon coupling. Our findings are contrasted to standard approximate approaches for including phonon interactions,^{13,26–29} namely, second-order expansions and phenomenological pure dephasing descriptions. Figures 1(c)

and 1(d) show such a comparison. The deviations between the approximate and the ED results are significant, demonstrating that memory and back-action effects in the reservoir cannot be neglected, as in Markovian approaches.

To calculate the indistinguishability, we model the celebrated Hong-Ou-Mandel experiment^{15,30} where two-time correlation functions for the photon operator a need to be considered,¹⁸ $\langle a^\dagger(t')a(t) \rangle = \langle a^\dagger(t + \tau)a(t) \rangle$. These are defined in the plane spanned by t and t' [Fig. 1(b)], whereas one-time correlation functions $\langle a^\dagger(t)a(t) \rangle$ reside on the time diagonal ($\tau = 0$). Consequently, one-time functions only experience short-time non-Markovian phonon effects within the phonon reservoir correlation time τ_{corr} [Fig. 1(b)] after the initial excitation. In contrast, the two-time function implies that a photon is removed, $a(t)$, at each instant t and added again, $a^\dagger(t + \tau)$, an instant τ later. This results in a “continuous excitation” of short-time transients, illustrated as the band surrounding the time diagonal in Fig. 1(b). Short-time non-Markovian effects thus play an important role throughout the entire lifetime of the excitation, strongly affecting physical quantities derived from two-time functions, such as the indistinguishability which we will demonstrate.

Theory. To model a QD coupled to a cavity interacting with longitudinal acoustical phonons, we employ the Jaynes-Cummings model including the electron-phonon interaction^{7,9,10,31} [Fig. 1(a)]. We follow Hohenester³² and employ a set of effective phonon modes. Expanding the QD-cavity system in the basis $\{|1\rangle = |e, n = 0\rangle, |2\rangle = |g, n = 1\rangle, |3\rangle = |g, n = 0\rangle\}$, where n is the cavity photon number, the total Hamiltonian becomes

$$H = H_{\text{JC}} + \sum_p \tilde{M}_p (\tilde{b}_p^\dagger + \tilde{b}_p) \sigma_{11} + \sum_p \hbar \omega_p \tilde{b}_p^\dagger \tilde{b}_p, \quad (1)$$

where $\sigma_{ij} = |i\rangle\langle j|$. The second term describes the phonon interaction with the QD, p denotes the effective phonon modes with bosonic operators \tilde{b}_p and \tilde{b}_p^\dagger , and \tilde{M}_p is the effective phonon matrix element.³³ The last term is the free phonon Hamiltonian with ω_p denoting the frequency of mode p .³⁴ The Jaynes-Cummings model is

$$H_{\text{JC}} = \hbar \Delta \sigma_{11} + \hbar g (\sigma_{12} + \sigma_{21}), \quad (2)$$

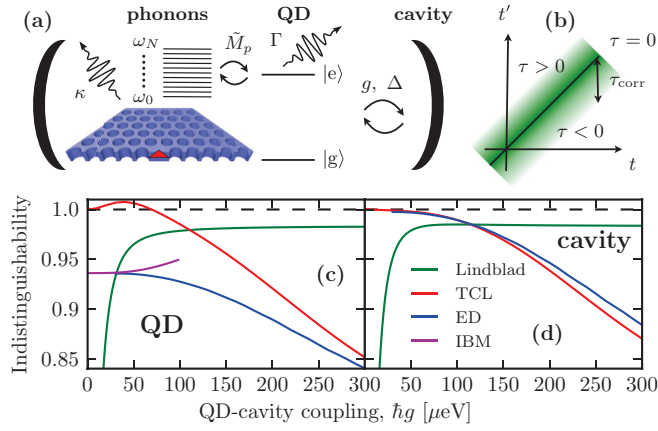


FIG. 1. (Color online) (a) Schematic of a coupled QD-cavity system interacting with longitudinal acoustical phonons and a photonic crystal cavity with an embedded QD. (b) Two-time plane with the time diagonal $\tau = 0$ and phonon reservoir correlation time τ_{corr} . The shaded region shows the extent of the short-time regime. (c), (d) Calculated indistinguishability as a function of the QD-cavity coupling strength for light emitted from the QD and the cavity. Parameters: $\Gamma = 0.5 \text{ ns}^{-1}$, $\hbar\kappa = 125 \text{ } \mu\text{eV}$, $\hbar\Delta = 27.78 \text{ } \mu\text{eV}$, and $\hbar\gamma = 0.85 \text{ } \mu\text{eV}$.

where $\Delta = \omega_{\text{eg}} - \omega_{\text{cav}}$ is the QD-cavity detuning with ω_{eg} and ω_{cav} being the QD and cavity transition frequencies, respectively, and g is the QD-cavity coupling strength.

The system dynamics is obtained by employing the reduced density matrix formalism including Lindblad decay terms.^{35,36} The master equation for the density matrix is

$$\partial_t \rho(t) = -i\hbar^{-1} [H, \rho(t)] + S_L \rho(t), \quad (3)$$

where the Lindblad terms are $S_L \rho(t) = (L_\kappa \{\sigma_{32}\} + L_\Gamma \{\sigma_{31}\}) \rho(t)$. The rate κ describes the escape of cavity photons, related to the Q factor as $\kappa = Q/\omega_{\text{cav}}$, and the rate Γ describes the decay of the QD in the absence of the cavity. The Lindblad operator is $L_\eta \{O\} \rho(t) = -\frac{\eta}{2} [O^\dagger O \rho(t) + \rho(t) O^\dagger O - 2O \rho(t) O^\dagger]$. Importantly, the electron-phonon interaction is here included in the unitary part of the master equation and not via approximate scattering terms. Thus, the electron-phonon interaction is treated on equal footing with the electron-photon interaction, ensuring a rigorous inclusion of all non-Markovian phonon effects. To solve Eq. (3), we expand the phonon operators in a multiphonon Fock state basis,³⁷ and propagate the equations numerically, providing an exact diagonalization of the coupled QD-cavity-phonon system. In the limit of $g \rightarrow 0$, our model becomes the exactly solvable independent boson model (IBM).³⁸⁻⁴¹ The IBM can thus extrapolate the ED results to this limit, where the ED becomes cumbersome due to long numerical integration times.

We compare our simulations with two standard approaches. The first treats the electron-phonon interaction to second order using the time-convolutionless method (TCL).^{36,42,43} Here the density operator is $\bar{\rho}(t) = \text{Tr}_{\text{phon}} [\rho(t)]$, where the phonons are traced out and hence treated as a thermal reservoir.

Within this approximation, the master equation becomes

$$\partial_t \bar{\rho}(t) = -i\hbar^{-1} [H_{\text{JC}}, \bar{\rho}(t)] + S_{\text{TCL}}(t) \bar{\rho}(t) + S_L \bar{\rho}(t), \quad (4)$$

where the effects of the phonons are contained in $S_{\text{TCL}}(t)$.^{10,43} The second approach is a Markovian Lindblad description of the pure dephasing processes, equivalent to the TCL for a memoryless phonon reservoir. The consequence is the replacement of $S_{\text{TCL}}(t)$ with the Lindblad operator $L_{2\gamma} \{\sigma_{11}\}$, where γ is the pure dephasing rate.²⁶⁻²⁸ The rate γ will be chosen to provide a reasonable fit to the ED.

To calculate two-time functions we invoke the quantum regression theorem (QRT),³⁵ which does not imply any approximations in describing non-Markovian phonon effects in the ED approach. Applying the QRT to the TCL density matrix in Eq. (4), however, requires more subtle considerations. The TCL results in time-dependent scattering rates^{10,42} and thus the substitution $\gamma_{\text{TCL}}(t) \rightarrow \gamma_{\text{TCL}}(\tau)$ might be expected to include non-Markovian effects in the QRT. This is, however, not the case, as recently shown by Goan *et al.*^{40,41} However, in the long-time limit, $S_{\text{TCL}}(t \rightarrow \infty)$, the QRT becomes a consistent approximation.

The indistinguishability of the emitted photons is quantified as the normalized number of coincidence events at the HOM output detectors and is calculated as^{18,24}

$$I = \frac{\int_0^\infty dt \int_0^\infty d\tau |\langle A^\dagger(t+\tau)A(t) \rangle|^2}{\int_0^\infty dt \int_0^\infty d\tau \langle A^\dagger(t+\tau)A(t+\tau) \rangle \langle A^\dagger(t)A(t) \rangle}, \quad (5)$$

where A is either the photon operator $a = |n=0\rangle\langle n=1| = \sigma_{32}$ for light emitted from the cavity, or the QD operator $\sigma_- = |g\rangle\langle e| = \sigma_{31}$ for light emitted from the QD. We assume a one-photon basis and second-order contributions are therefore absent.

For all simulations, except when varying the detuning, a QD-cavity detuning equal to the polaron shift¹⁰ has been used, $\hbar\Delta = \hbar\Delta_{\text{pol}} \approx 27.78 \text{ } \mu\text{eV}$, corresponding to an effective QD-cavity detuning close to zero. To investigate the fundamental limits on indistinguishability set by the vacuum phonon bath we set $T = 0 \text{ K}$. We emphasize that neither our model nor approach are limited to zero temperature, however, finite temperatures significantly increase the computational effort. The initial condition is the QD in the excited state, with both the photon and phonon fields in their ground states, corresponding to the experimental situation of excitation of the system with a short optical pulse, usually employed in measurements of the indistinguishability. We neglect effects such as timing jitter and nearby fluctuating charges, as these depend on the excitation mechanism and can be avoided.

Dependence of QD-cavity coupling strength. Figures 1(c) and 1(d) show the indistinguishability for light emitted from the cavity and QD as a function of the QD-cavity coupling strength g . The ED and IBM results⁴⁴ differ quantitatively and qualitatively from both the TCL and Lindblad results. For small but increasing g the indistinguishability remains constant in the ED and IBM approaches for the QD, which is also expected for the cavity, where the IBM does not apply. The TCL may predict an indistinguishability above unity [Fig. 1(c)], which is unphysical and a well-known issue associated with this method.⁴⁵ Further increasing the QD-cavity coupling g , the indistinguishability decreases for the ED and TCL, whereas the Lindblad theory predicts saturation. The surprisingly large deviations between the ED and common approaches are important, especially for applications with strict requirements

on the indistinguishability, e.g., in implementations of linear quantum computing protocols.¹

The Lindblad theory can qualitatively be interpreted using^{17,22} $I = \Gamma_{\text{eff}}/(\Gamma_{\text{eff}} + 2\gamma)$, where Γ_{eff} is the effective decay rate of the QD. For large detuning or small QD-cavity coupling, compared to the loss rates, one obtains²⁸ $\Gamma_{\text{eff}} = \Gamma + 2g^2\gamma_{\text{tot}}/(\Delta^2 + \gamma_{\text{tot}}^2)$, $\gamma_{\text{tot}} = 1/2(\kappa + \Gamma + 2\gamma)$. The expression predicts an initial increase in indistinguishability with coupling strength due to the Purcell effect, until it saturates for $\hbar g > 100 \mu\text{eV}$ as the strong coupling regime is entered. The results from the ED and TCL clearly cannot be explained using this model.

It is instructive to write the Hamiltonian, Eq. (1), in terms of polariton (dressed) states, which diagonalize the Jaynes-Cummings Hamiltonian, Eq. (2). This results in terms such as $\sigma_{1u} \sum_p \tilde{M}_p (\tilde{b}_p^\dagger + \tilde{b}_p)$, which cause phonon-mediated transitions between the upper (u) and lower (l) polariton branches. These are separated by an energy $\omega_u - \omega_l = \sqrt{4g^2 + \Delta^2}$, and hence this energy is expected to play an important role in the physical interpretation.

Figure 2(a) shows examples of time-dependent dephasing rates calculated within the TCL, for two values of the coupling strength g . Figure 2(b) shows the corresponding effective phonon density, defined as ($T = 0$) $d_{\text{ph}}(\omega) = \pi \sum_p |\tilde{M}_p|^2 \delta(\omega - \omega_p)$. For both values of g , the dephasing rate attains large values within the first 3 ps, after which it settles to a smaller positive nonzero value. The initial temporal variations of the rate are directly related to a sampling of the entire effective phonon density through virtual processes, which are allowed at short times due to the energy-time uncertainty relation.

In the long-time limit, phonon-induced decoherence reflects real phonon-mediated transitions, corresponding to the effective phonon density being sampled at specific energies. This explains why the long-time value of the dephasing rate is much larger for $\hbar g = 200 \mu\text{eV}$ compared to $\hbar g = 30 \mu\text{eV}$. The phonon density is thus sampled, respectively, at the energies given by the polariton transitions, namely, $\hbar(\omega_u - \omega_l) = 2 \times 30 \mu\text{eV} = 0.06 \text{ meV}$, where the phonon

density is small, and $\hbar(\omega_u - \omega_l) = 2 \times 200 \mu\text{eV} = 0.4 \text{ meV}$, where it is much larger. The TCL only considers the long-time limit of the dephasing rate in Fig. 2(a), explaining why the indistinguishability tends to unity for small QD-cavity coupling strengths.

To verify the intuitive explanation provided by the polariton picture, we show in Figs. 2(c) and 2(d) the phonon distribution function $\langle \tilde{b}_p^\dagger(t) \tilde{b}_p(t) \rangle$ calculated using the ED approach. For small QD-cavity coupling no specific phonon energy is singled out, consistent with the small phonon density at the corresponding energy of 0.06 meV, whereas for the larger QD-cavity coupling a significant increase in phonon population occurs near 0.4 meV, as expected from the polariton interpretation.

The nearly constant indistinguishability for the ED and IBM for small g arises due to the large difference in the involved time scales, the QD decay time $\tau_{\text{QD}} = \Gamma_{\text{eff}}^{-1}$ with $\gamma = 0$, and the extent of the short-time non-Markovian regime τ_{corr} [Fig. 1(b)], where virtual processes dominate the decoherence.³⁹ The importance of the short-time regime is witnessed by the large dephasing rate in Fig. 2(a), which is especially important for the QD, and τ_{QD} needs to become comparable to τ_{corr} to affect the phonon dephasing. We note that for $g \rightarrow 0$ other phonon dephasing mechanisms can become important.^{6,46} Further increasing g in Figs. 1(c) and 1(d), real processes become increasingly important and contribute further to the decoherence, however, a stronger Purcell enhancement is also in effect, combating the influence of decoherence by making the QD decay faster. Including only virtual phonon processes (IBM), the Purcell effect can increase the indistinguishability, however, adding real processes (ED) the indistinguishability is seen to decrease monotonically, partly due the saturation of the Purcell enhancement, and hence τ_{QD} , in the strong coupling regime. Comparing the indistinguishabilities for the QD and the cavity, only the ED predicts a significant difference between the two, which indicates that the difference arises from short-time non-Markovian effects that are only retained in the ED. The smaller indistinguishability found for the QD is a result of the direct interaction between the QD and the phonons, where the very strong short-time dephasing [Fig. 2(a)] significantly decreases the indistinguishability of photons emitted from the QD. The photons in the cavity do not interact directly with the phonons, only indirectly through the QD-cavity interaction, and hence do not suffer to the same degree from the strong short-time dephasing as the QD does. Furthermore, the longer lifetime of the QD compared to the cavity, i.e., $\tau_{\text{QD}} \gg 1/\kappa$, is also expected to have an influence as excitations residing in the QD simply have more time to interact with the phonons. We note that in the case of the phenomenological Lindblad theory, the same difference is not expected as here no short-time dephasing is present, only the constant pure dephasing rate γ .

Spectral asymmetries. Figures 3(a) and 3(b) show the indistinguishability as a function of the QD-cavity detuning Δ , which is an important experimentally controllable parameter. The Lindblad theory is unable to explain the variations with detuning that are predicted by the ED, both on a quantitative and qualitative level. The behavior of the Lindblad theory can again be understood using the analytical expression discussed above, since the Purcell enhancement decreases for increasing

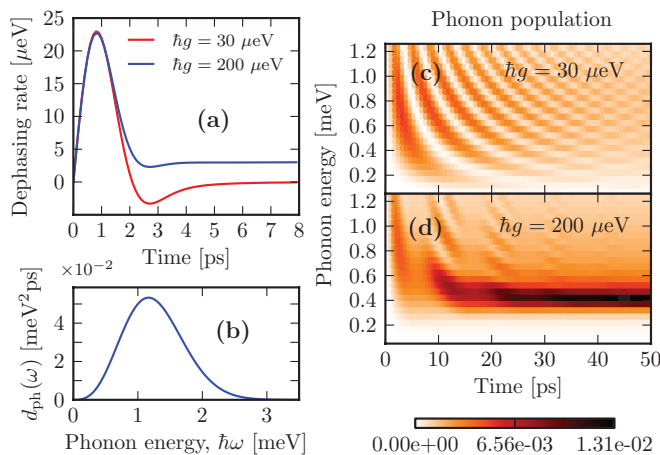


FIG. 2. (Color online) (a) Time-dependent dephasing rate from the TCL. (b) Effective phonon density at zero temperature. (c) Phonon population distribution function for $\hbar g = 30 \mu\text{eV}$, $\Gamma = 0.5 \text{ ns}^{-1}$, $\hbar\kappa = 125 \mu\text{eV}$, and $\hbar\Delta = 27.78 \mu\text{eV}$. (d) As (c) with $\hbar g = 200 \mu\text{eV}$.

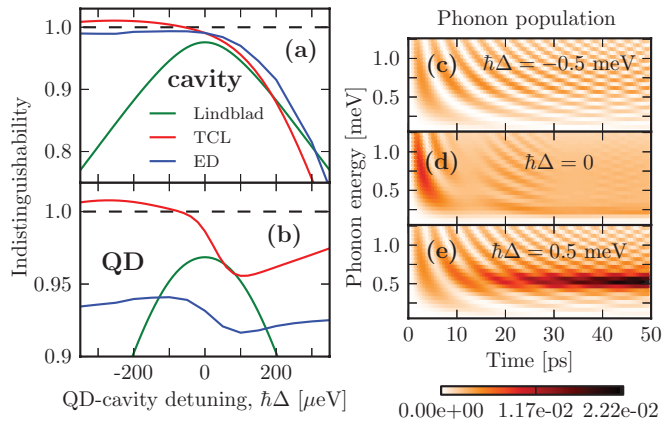


FIG. 3. (Color online) (a), (b) Indistinguishability as a function of QD-cavity detuning for QD and cavity emission. (c)–(e) Phonon population distribution function for different QD-cavity detuning. For $\Delta = 0$ the population has been scaled by a factor of 2. Parameters: $\hbar\Gamma = 1 \mu\text{eV}$, $\hbar\kappa = 100 \mu\text{eV}$, $\hbar g = 100 \mu\text{eV}$, and $\hbar\gamma = 1.1 \mu\text{eV}$.

detuning. A common feature displayed by both the TCL and ED is a strong asymmetry with respect to the sign of the detuning. For large detuning, $|\Delta| \gg g$, the polariton dispersion becomes $\omega_{u/l} \approx (\Delta \pm |\Delta|)/2$. Thus, to make real transitions between the two polariton branches, the phonons need to provide an energy $\pm\hbar|\Delta|$, either through emission (–) or absorption (+). At $T = 0$, only positive detuning will lead to phonon emission and thus decoherence in the long-time limit, hence a larger indistinguishability is expected for negative detuning. Indeed, both the TCL and ED display such an asymmetry. The effect of detuning on phonon emission is shown in Figs. 3(c)–3(e), where, for $\hbar\Delta = 0.5 \text{ meV}$, a significant phonon population is observed at this phonon energy.

While the detuning asymmetry of the cavity emission directly reflects the shape of the effective phonon density in Fig. 2(b), this is not the case for the QD emission. The reason for this, perhaps surprising, difference between cavity and QD emission is the following: To generate a cavity photon, the QD must decay by coupling to the cavity, i.e., subject to the Purcell effect. For large detuning ($\Delta \gg g, \kappa$), the Purcell effect is only effective if assisted by phonon emission.^{9–11} However, the QD can generate a photon without coupling to the cavity, namely, through the background decay rate Γ . Therefore we expect the cavity to significantly influence the QD emission only relatively close to resonance. For large detunings, we expect the QD result to converge towards the $g \rightarrow 0$ result,⁴⁴ predicted in Fig. 1(c).

For negative detuning, the effect of virtual processes in the short-time regime is clearly seen in the ED result, where, despite the absence of phonon emission in the long-time limit, the indistinguishability is still significantly below unity, especially for QD emission. This is not the case for the TCL, which only describes the long-time limit.

In conclusion, we have shown that non-Markovian phonon interactions strongly influence the coherence of single photons emitted from a cavity QED system. An exact diagonalization approach predicts an upper limit for the indistinguishability, a feature not captured by the commonly used Lindblad theory. We provided physical insight into the non-Markovian dephasing processes using a polariton picture. Finally, we predict an asymmetry in the indistinguishability with respect to the QD-cavity detuning.

The Center for Nanostructured Graphene (CNG) is sponsored by the Danish National Research Foundation, Project DNR58. We thank Villum Fonden for financial support via the NATEC Center of Excellence.

*per.kaer@gmail.com

¹E. Knill, R. Laflamme, and G. J. Milburn, *Nature (London)* **409**, 46 (2001).

²M. Calic, P. Gallo, M. Felici, K. A. Atlasov, B. Dwir, A. Rudra, G. Biasiol, L. Sorba, G. Tarel, V. Savona, and E. Kapon, *Phys. Rev. Lett.* **106**, 227402 (2011).

³K. H. Madsen, S. Ates, T. Lund-Hansen, A. Löffler, S. Reitzenstein, A. Forchel, and P. Lodahl, *Phys. Rev. Lett.* **106**, 233601 (2011).

⁴P. Borri, W. Langbein, S. Schneider, U. Woggon, R. L. Sellin, D. Ouyang, and D. Bimberg, *Phys. Rev. Lett.* **87**, 157401 (2001).

⁵L. Besombes, K. Kheng, L. Marsal, and H. Mariette, *Phys. Rev. B* **63**, 155307 (2001).

⁶E. A. Muljarov and R. Zimmermann, *Phys. Rev. Lett.* **93**, 237401 (2004).

⁷F. Milde, A. Knorr, and S. Hughes, *Phys. Rev. B* **78**, 035330 (2008).

⁸M. Winger, T. Volz, G. Tarel, S. Portolan, A. Badolato, K. J. Hennessy, E. L. Hu, A. Beveratos, J. Finley, V. Savona, and A. Imamoglu, *Phys. Rev. Lett.* **103**, 207403 (2009).

⁹U. Hohenester, A. Laucht, M. Kaniber, N. Hauke, A. Neumann, A. Mohtashami, M. Seliger, M. Bichler, and J. J. Finley, *Phys. Rev. B* **80**, 201311 (2009).

¹⁰P. Kaer, T. R. Nielsen, P. Lodahl, A.-P. Jauho, and J. Mork, *Phys. Rev. Lett.* **104**, 157401 (2010).

¹¹K. H. Madsen, P. Kaer, A. Kreiner-Møller, S. Stobbe, A. Nysteen, J. Mørk, and P. Lodahl, arXiv:1205.5623.

¹²A. Majumdar, E. D. Kim, Y. Gong, M. Bajcsy, and J. Vučković, *Phys. Rev. B* **84**, 085309 (2011).

¹³C. Roy and S. Hughes, *Phys. Rev. Lett.* **106**, 247403 (2011).

¹⁴S. M. Ulrich, S. Ates, S. Reitzenstein, A. Löffler, A. Forchel, and P. Michler, *Phys. Rev. Lett.* **106**, 247402 (2011).

¹⁵C. Santori, D. Fattal, J. Vučković, G. S. Solomon, and Y. Yamamoto, *Nature (London)* **419**, 594 (2002).

¹⁶S. Varoutsis, S. Laurent, P. Krämper, A. Lemaître, I. Sagnes, I. Robert-Philip, and I. Abram, *Phys. Rev. B* **72**, 041303 (2005).

¹⁷J. Bylander and I. Abram, *Eur. Phys. J. D* **22**, 295 (2003).

¹⁸A. Kiraz, M. Atatüre, and A. Imamoglu, *Phys. Rev. A* **69**, 032305 (2004).

¹⁹Y. Ben, Z. Hao, C. Sun, F. Ren, and Y. Luo, *Appl. Phys. B* **81**, 39 (2005).

²⁰Y.-Y. Li, M.-T. Cheng, H.-J. Zhou, S.-D. Liu, and Q.-Q. Wang, *Chin. Phys. Lett.* **22**, 2960 (2005).

²¹F. Troiani, J. I. Perea, and C. Tejedor, *Phys. Rev. B* **73**, 035316 (2006).

- ²²F. W. Sun and C. W. Wong, *Phys. Rev. A* **79**, 013824 (2009).
- ²³E. Cancellieri, F. Troiani, and G. Goldoni, *Opt. Express* **17**, 17156 (2009).
- ²⁴P. K. Pathak and S. Hughes, *Phys. Rev. B* **82**, 045308 (2010).
- ²⁵C. Santori, D. Fattal, K.-M. C. Fu, P. E. Barclay, and R. G. Beausoleil, *New J. Phys.* **11**, 123009 (2009).
- ²⁶A. Naesby, T. Suhr, P. T. Kristensen, and J. Mork, *Phys. Rev. A* **78**, 045802 (2008).
- ²⁷M. Yamaguchi, T. Asano, and S. Noda, *Opt. Express* **16**, 18067 (2008).
- ²⁸A. Auffèves, J.-M. Gérard, and J.-P. Poizat, *Phys. Rev. A* **79**, 053838 (2009).
- ²⁹U. Hohenester, *Phys. Rev. B* **81**, 155303 (2010).
- ³⁰C. K. Hong, Z. Y. Ou, and L. Mandel, *Phys. Rev. Lett.* **59**, 2044 (1987).
- ³¹I. Wilson-Rae and A. Imamoglu, *Phys. Rev. B* **65**, 235311 (2002).
- ³²U. Hohenester, *J. Phys. B* **40**, 315 (2007).
- ³³ $\tilde{M}_p = [4\pi \Delta k_p k_p^2 V / (2\pi)^3]^{1/2} M_{k_p}$, where k_p is the radial wave vector for mode p , $\Delta k_p = k_{p+1} - k_p$. $M_k = [\hbar k / (2\rho_d c_s V)]^{1/2} [D_e - D_g] \exp[-\frac{1}{4}(kl)^2]$ is the matrix element for bulk phonons, assuming equal wavefunctions for the excited and ground state in the QD. We use GaAs parameters: $\rho_d = 5370 \text{ kgm}^{-3}$, $c_s = 5110 \text{ ms}^{-1}$, $D_e = -14.6 \text{ eV}$, $D_g = -4.8 \text{ eV}$, and $l = 5 \text{ nm}$.
- ³⁴We assume a linear dispersion relation given as $\omega_p = c_s k_p$, where c_s is the speed of sound.
- ³⁵H. J. Carmichael, *Statistical Methods in Quantum Optics I—Master Equations and Fokker-Planck Equations*, 1st ed. (Springer, Berlin, 1999).
- ³⁶H.-P. Breuer and F. Petruccione, *The Theory of Open Quantum Systems* (Oxford University Press, Oxford, UK, 2006).
- ³⁷The typical number of included phonon modes was 30–50, with up to two phonon excitations in each mode, resulting in 200–500 phonon states. Sampling the three-phonon excitation space, we estimate an error of at most 0.1% in Figs. 1(c) and 1(d) and at most 1% in Figs. 3(a) and 3(b).
- ³⁸G. D. Mahan, *Many-Particle Physics*, 2nd ed. (Plenum, New York, 1993).
- ³⁹A. Nazir and S. D. Barrett, *Phys. Rev. A* **79**, 011804 (2009).
- ⁴⁰H.-S. Goan, C.-C. Jian, and P.-W. Chen, *Phys. Rev. A* **82**, 012111 (2010).
- ⁴¹H.-S. Goan, P.-W. Chen, and C.-C. Jian, *J. Chem. Phys.* **134**, 124112 (2011).
- ⁴²H.-P. Breuer, B. Kappler, and F. Petruccione, *Phys. Rev. A* **59**, 1633 (1999).
- ⁴³P. Kaer, T. R. Nielsen, P. Lodahl, A.-P. Jauho, and J. Mørk, *Phys. Rev. B* **86**, 085302 (2012).
- ⁴⁴ $I_{\text{IBM,QD}} = \Gamma_{\text{eff}} \int_0^\infty d\tau \exp(-\Gamma_{\text{eff}}\tau - 2\text{Re}[\varphi(0) - \varphi(\tau)])$, where $\text{Re}[\varphi(\tau)] = \sum_p |\tilde{M}_p / (\hbar\omega_p)|^2 \cos(\omega_p\tau)$, and with $\gamma = 0$ in the definition of Γ_{eff} as phonon dephasing is included microscopically.
- ⁴⁵See Ref. 36, pp. 127–131.
- ⁴⁶R. Zimmermann and E. Runge, in *Proceedings of the 26th ICPS Edinburgh*, edited by A. Long and J. Davies (IOP, Bristol, 2002), p. M 3.1.