

Technical University of Denmark



Installation Qualification, Performance Qualification and Routine Control

Miller, Arne

Publication date:
2011

Document Version
Publisher's PDF, also known as Version of record

[Link back to DTU Orbit](#)

Citation (APA):
Miller, A. (2011). Installation Qualification, Performance Qualification and Routine Control [Sound/Visual production (digital)]. Course on Medical Device Sterilization for Manufacturers, Malmö, Sweden, 04/04/2011

DTU Library

Technical Information Center of Denmark

General rights

Copyright and moral rights for the publications made accessible in the public portal are retained by the authors and/or other copyright owners and it is a condition of accessing publications that users recognise and abide by the legal requirements associated with these rights.

- Users may download and print one copy of any publication from the public portal for the purpose of private study or research.
- You may not further distribute the material or use it for any profit-making activity or commercial gain
- You may freely distribute the URL identifying the publication in the public portal

If you believe that this document breaches copyright please contact us providing details, and we will remove access to the work immediately and investigate your claim.



Cameron Quality Consultants

Validation and routine control of sterilization by irradiation

RISØ

Arne Miller
Risø High Dose Reference Laboratory
Risø DTU
Technical University of Denmark
DK-4000 Roskilde
Denmark





Cameron Quality Consultants

Content of presentation:

- **Installation Qualification - IQ**
- **Operational Qualification - OQ**
- **Performance Qualification - PQ**
- **Process Control and Monitoring**

RISO





Cameron Quality Consultants

Installation qualification

undertaken to demonstrate that the sterilization equipment has been supplied and installed in accordance with specification.

Whether or not data are “in accordance with their specification” depends on agreement

Measurements often the same as for Operational Qualification

Responsibility: Facility Operator

ISO 11137-1, sect 9.1

RISQ





Cameron Quality Consultants

Operational qualification

- *- carried out by irradiating appropriate test material to demonstrate the capability of the equipment to deliver the sterilization process that has been defined.*
- *- provides baseline data to show consistent operation of the facility*

Responsibility: Facility Operator

ISO 11137-1, sect 9.2

RISO





Cameron Quality Consultants

Operational qualification Gamma

- dose distribution in reference product(s)
- dose as function of dwell time
- process interruption
- mix of products

RISO

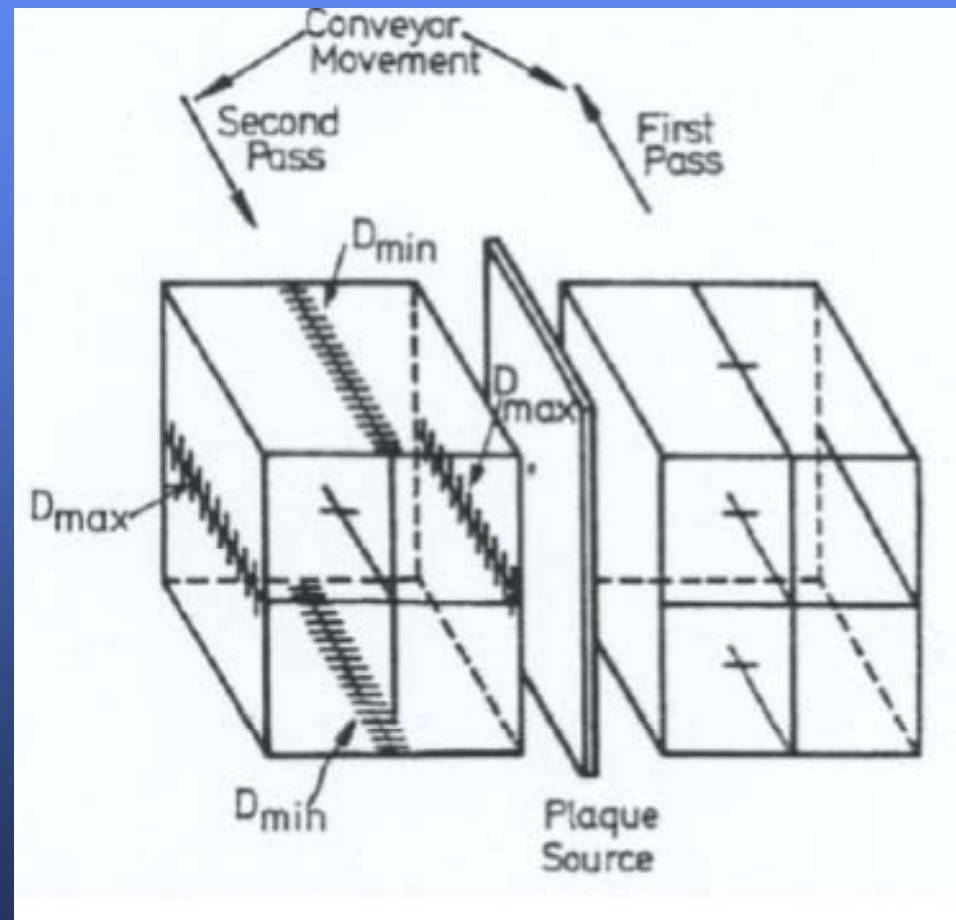




Cameron Quality Consultants

OQ gamma cont..

Gamma Facility Layout



RISO



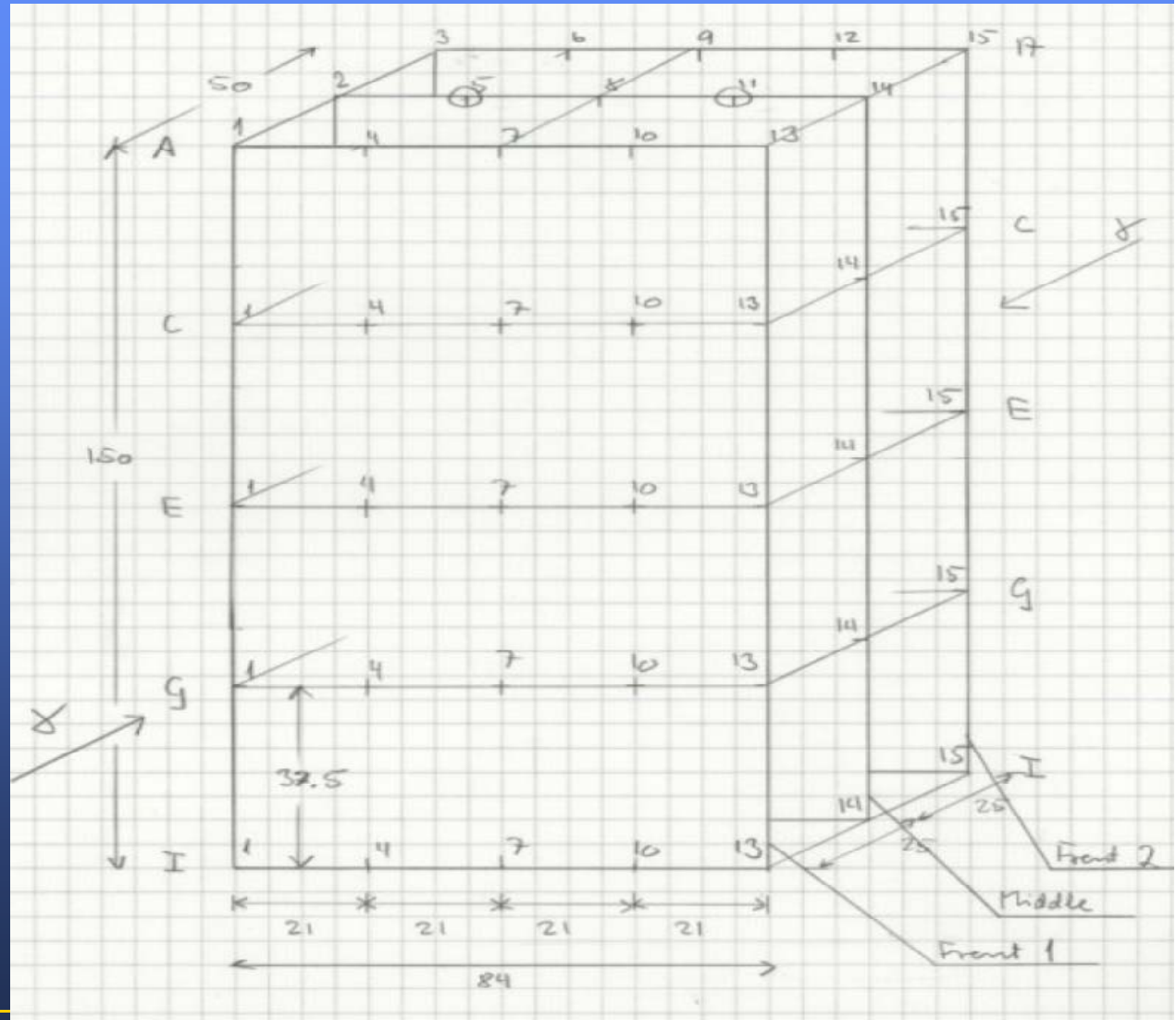


Cameron Quality Consultants

OO
gamma
cont..

Placement
of
dosimeters

RISO





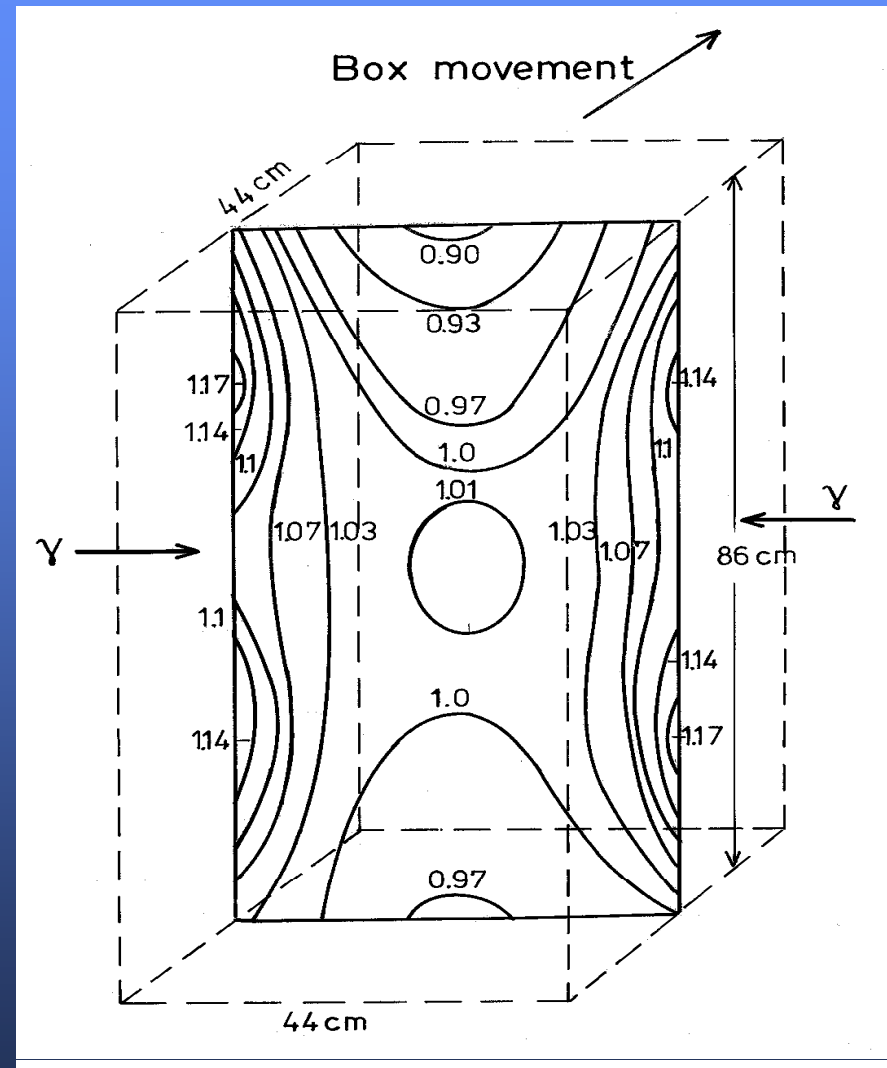
Cameron Quality Consultants

OO Gamma cont..

Dose distribution
in reference product

Isodose curves

RISO





Cameron Quality Consultants

OQ gamma cont..

Dose mapping

- **Dose maps must be made with fully loaded irradiation chamber**
- **Range of densities of reference product must cover extremes of products to be irradiated**
- **Additional measurement:**
 - **effect of process interruption**

RISO





Cameron Quality Consultants

OQ gamma cont..

Dose mapping

- Dose mapping shall be carried out on a sufficient number of irradiation containers to allow determination of the distribution and variability of dose between containers
- Dose mapping must be repeated when significant changes of the irradiation plant are made, *e.g.* source change

RISO





Cameron Quality Consultants

Operational qualification Electron beam

- Characteristic parameters to be measured
 - dose distribution reference product
 - scan width
 - energy
 - dose as function of speed, current, beam width
 - beam spot
 - process interruption

RISO



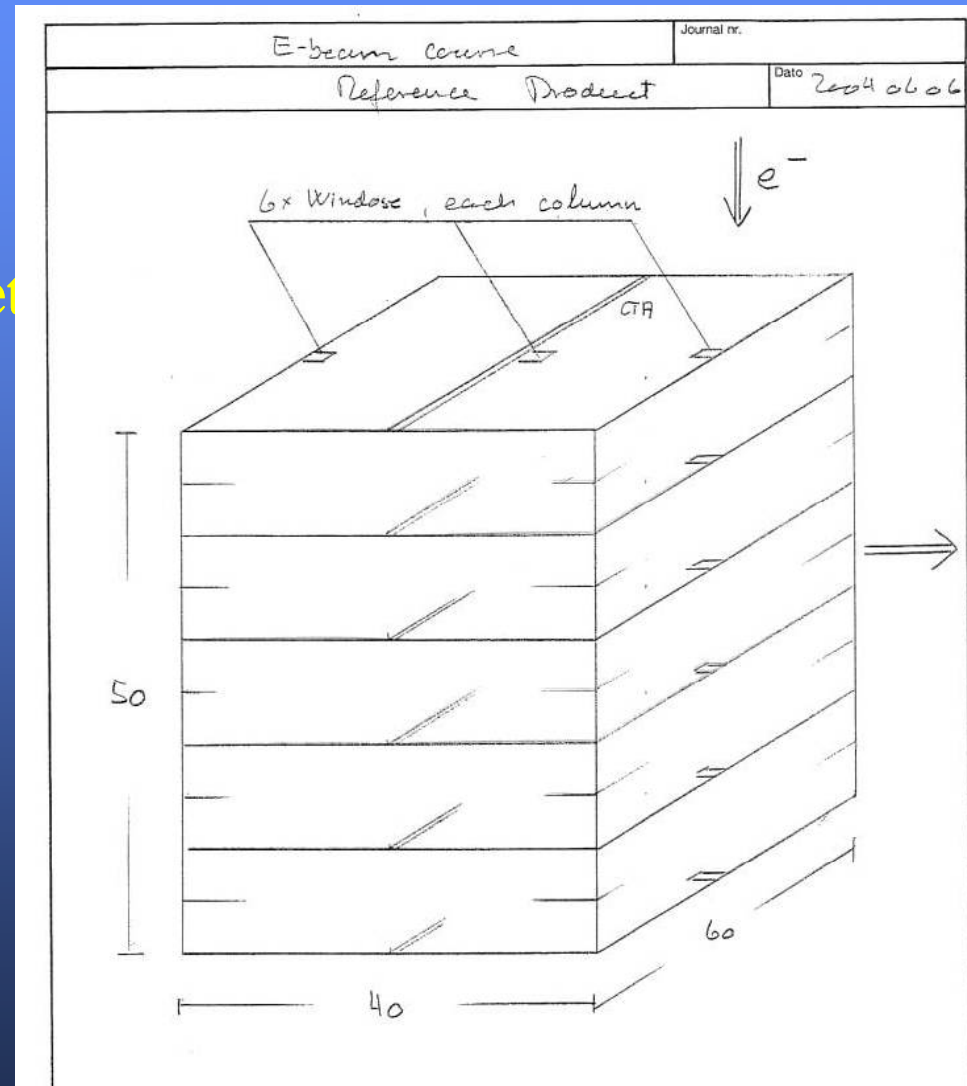


Cameron Quality Consultants

OQ E-beam cont..

Placement of dosimeters in reference product

RISO





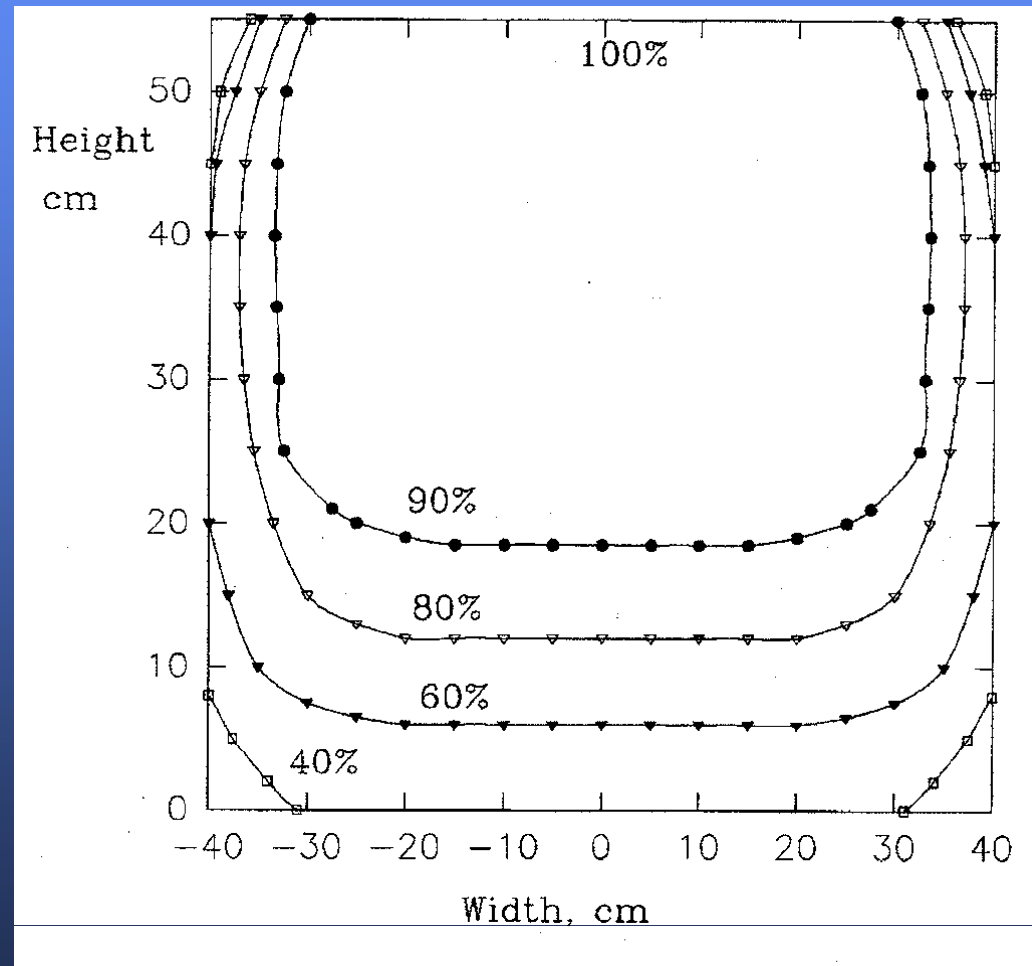
Cameron Quality Consultants

OQ E-beam cont..

Dose distribution in reference product

RISO

Limits for acceptable variations can be defined.





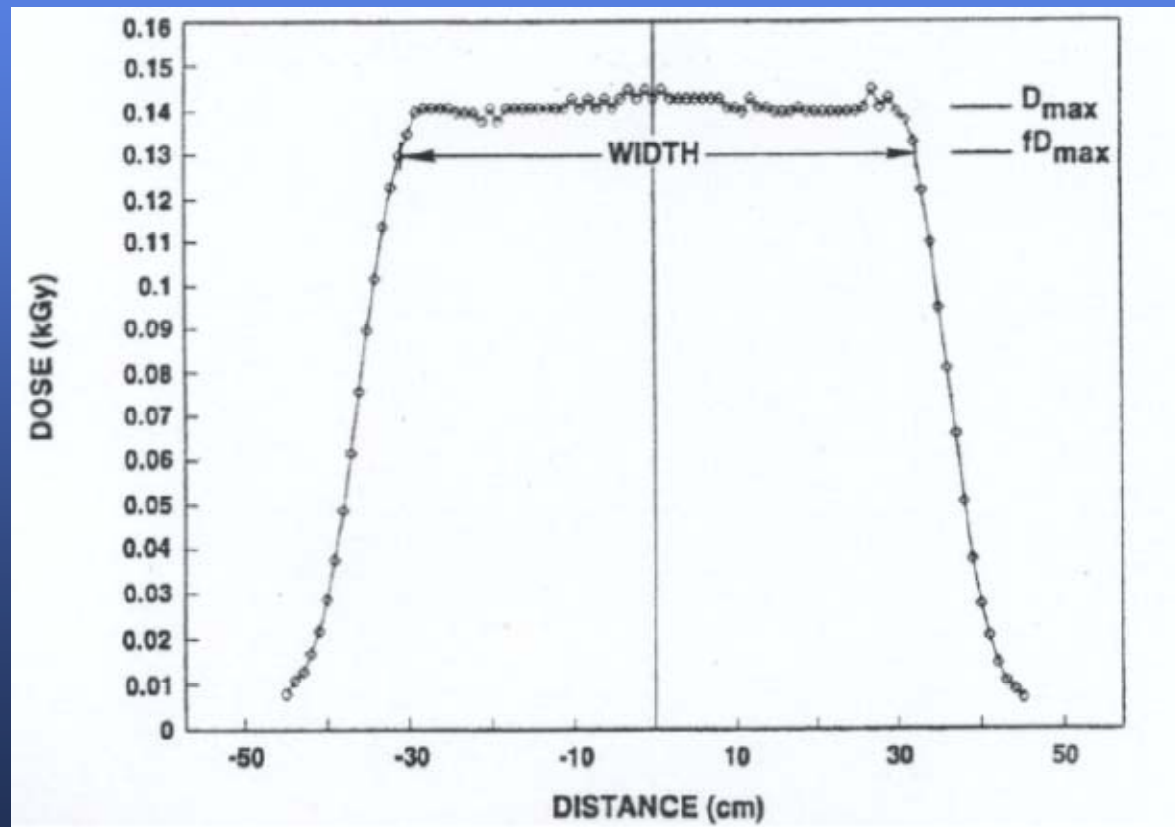
Cameron Quality Consultants

OQ E-beam cont..

Scan width (=extended beam width)

RISO

Limits for acceptable variations can be defined.





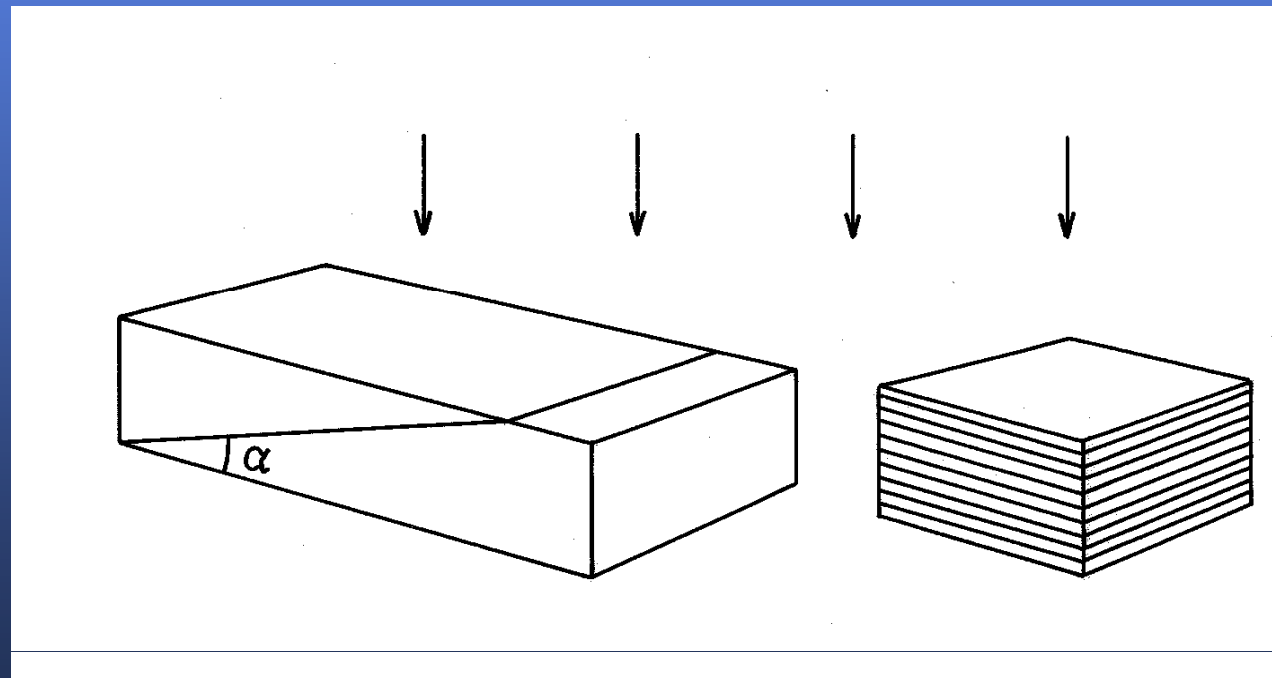
Cameron Quality Consultants

OO E-beam cont..

Energy

Wedge and stack for energy measurement

RISO





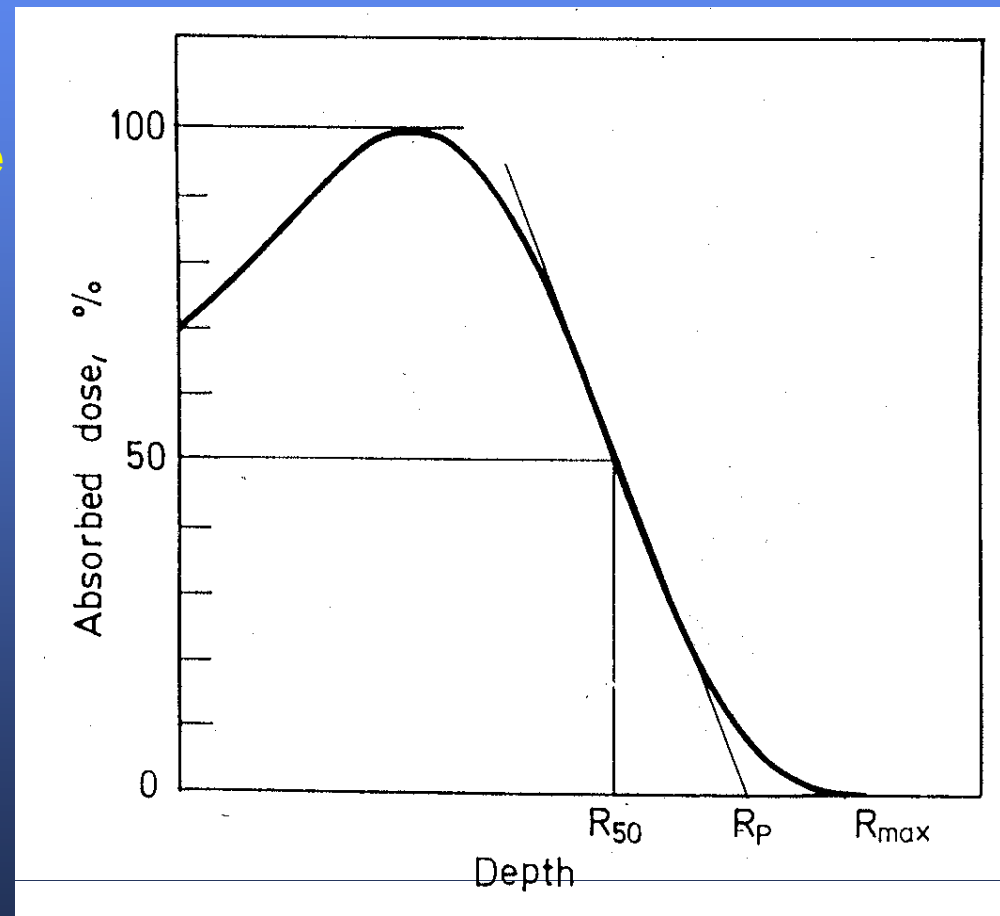
Cameron Quality Consultants

OO E-beam cont..

Typical depth-dose curve

Energy – range relationships

RISO





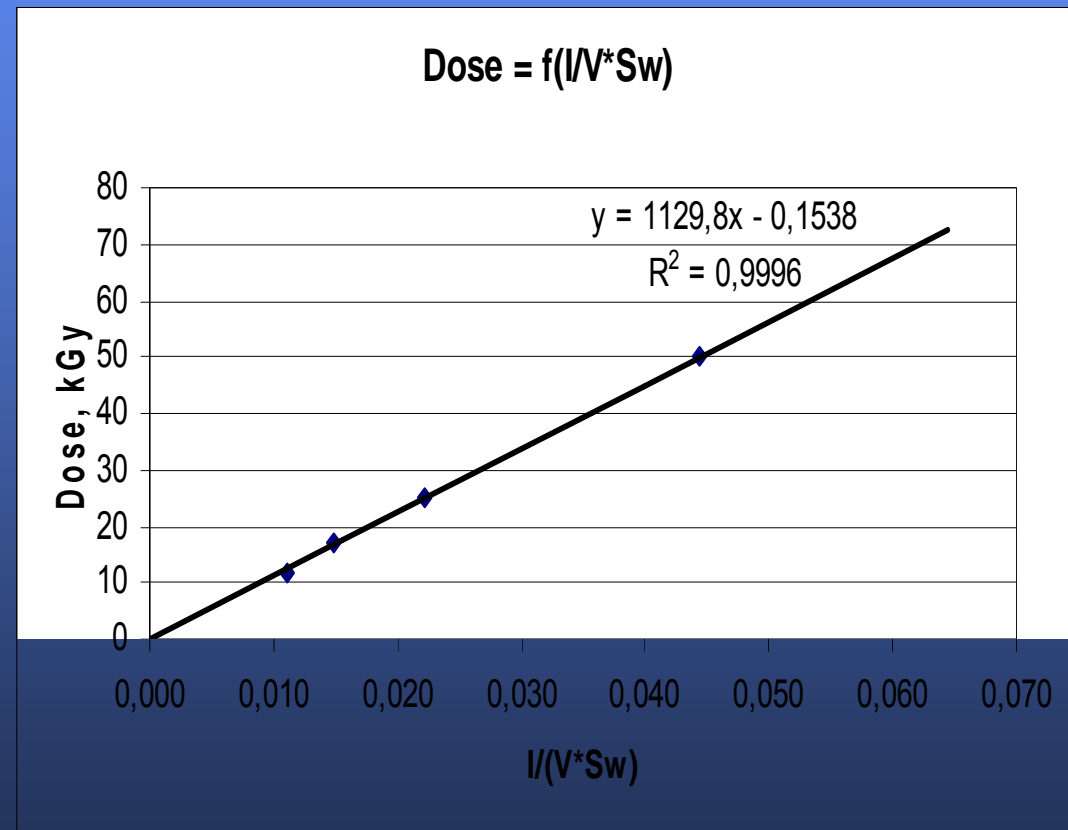
Cameron Quality Consultants

OO E-beam cont..

Dose as a function of

- beam current (I)
- conv speed (V)
- beam width (Sw)

RISO

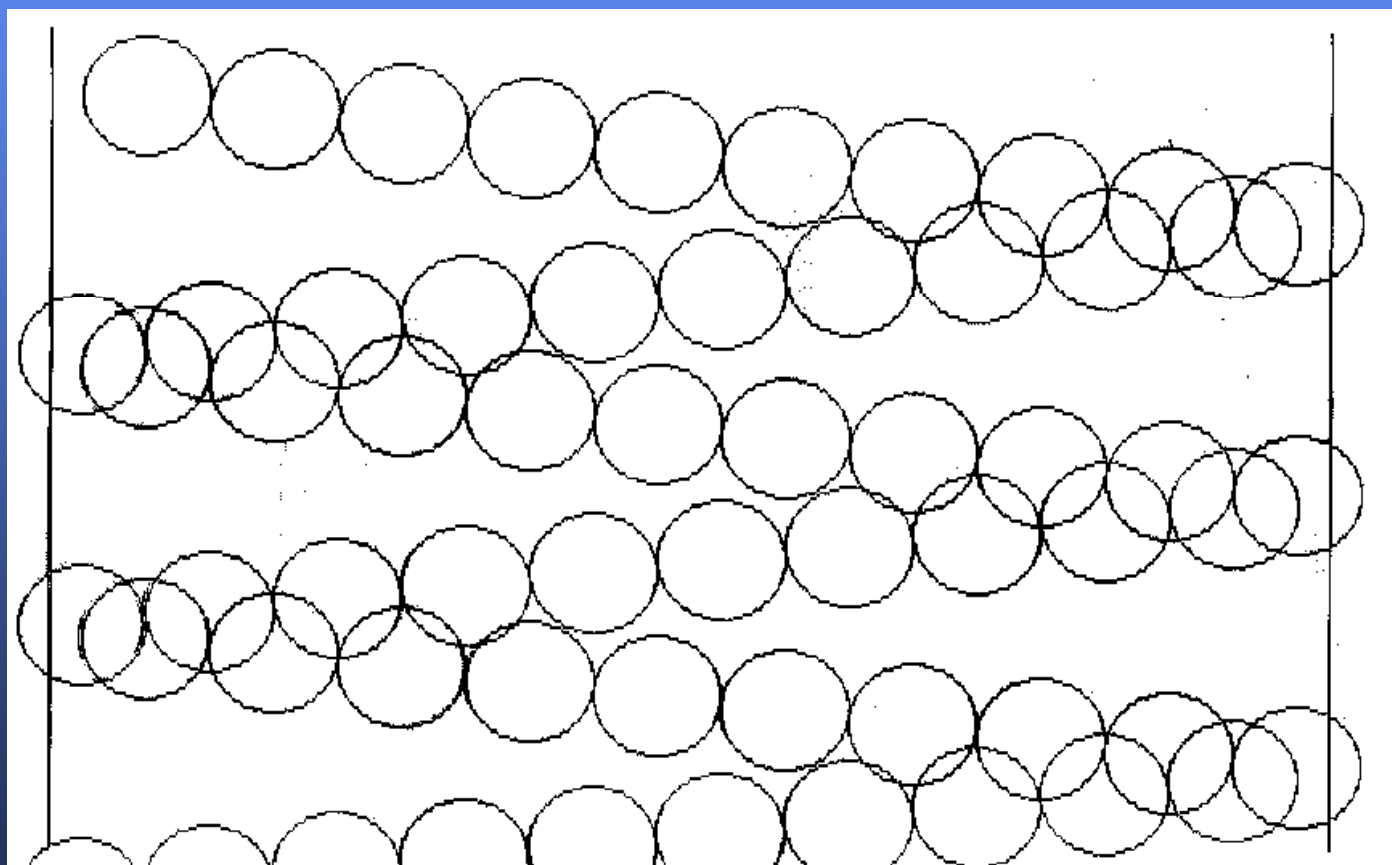




Cameron Quality Consultants

OQ E-beam cont..

Beam spot pattern



RISO



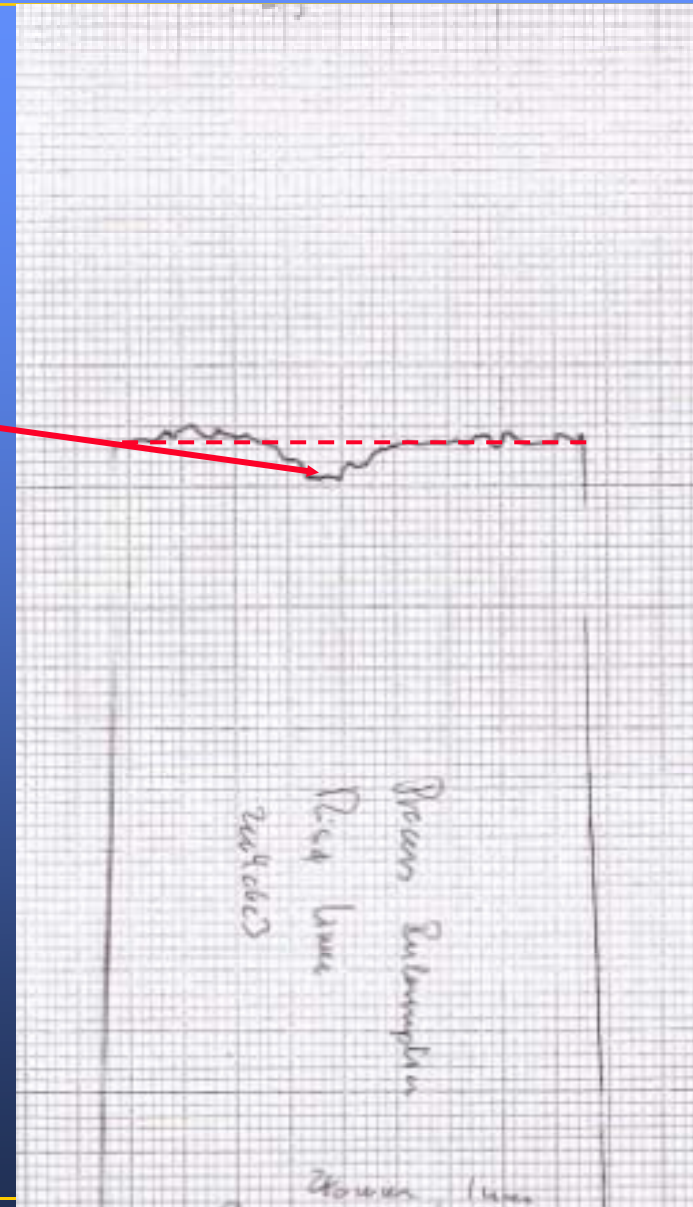


Cameron Quality Consultants

OQ E-beam cont..

Process interruption

RISO





Cameron Quality Consultants

OQ E-beam cont..

- E-beam OQ should be repeated when significant changes of the irradiation plant are made that may influence dose or dose distribution.
- It is recommended to repeat OQ at regular intervals, e.g. annually in order to demonstrate consistent operation.

RISO





Cameron Quality Consultants

Performance qualification

Concerns dose mapping of real product

to identify the location and magnitude of minimum and maximum doses

and

to determine the relationship between the min and max doses and the routine dose

Responsibility: Primary Manufacturer

ISO 11137-1, sect 9.3

RISO





Cameron Quality Consultants

Performance qualification ..cont..

Purpose of dose mapping

- to demonstrate that:

- $D(\text{min}) > D(\text{Steril})$ and $D(\text{max}) < D(\text{acceptable})$
- $D(\text{min})$ determined by sterilization requirements
- $D(\text{max})$ determined by radiation-induced changes in product

RISO





Cameron Quality Consultants

Performance qualification ..cont..

Strategies for dose mapping

- based on:

- OQ measurements
- Inhomogeneous product distribution, orientation, voids, interfaces.
- Experience

- Processing categories

Limitations of dose mapping

- Ability to measure “the true” value of D(min) or D(max)
- Location of dosimeter
- Resolution of dosimeter system

RISO





Cameron Quality Consultants

Performance qualification ..cont..

Examples from real life

RISO





Cameron Quality Consultants

Dose map examples



RISO





Cameron Quality Consultants

Performance qualification ..cont..

Measurement Uncertainty

Dose mapping shall be carried out using representative irradiation containers sufficient in number to determine the variability of dose between containers

Practical approach:

Either dose map in detail 3-10 containers

or

- dose map in detail one container
- repeat measurement of D (min) and D (max) in several (e.g. 10) containers
- evaluate measurement uncertainty taking into account all uncertainty components.

RISO





Cameron Quality Consultants

Performance qualification ..cont..

Setting Process Limits

Select process parameters

- gamma: e.g. timer setting
- e-beam: e.g. conveyor speed

- so that $D(\min)$ will exceed $D(\text{sterile})$ and
- so that $D(\max)$ will not exceed $D(\text{acceptable})$

Select process limits based on the measured uncertainty.

Practical approach

- select process parameters so that $D(\min)$ is two standard deviations higher than $D(\text{steril})$

RISO





Cameron Quality Consultants

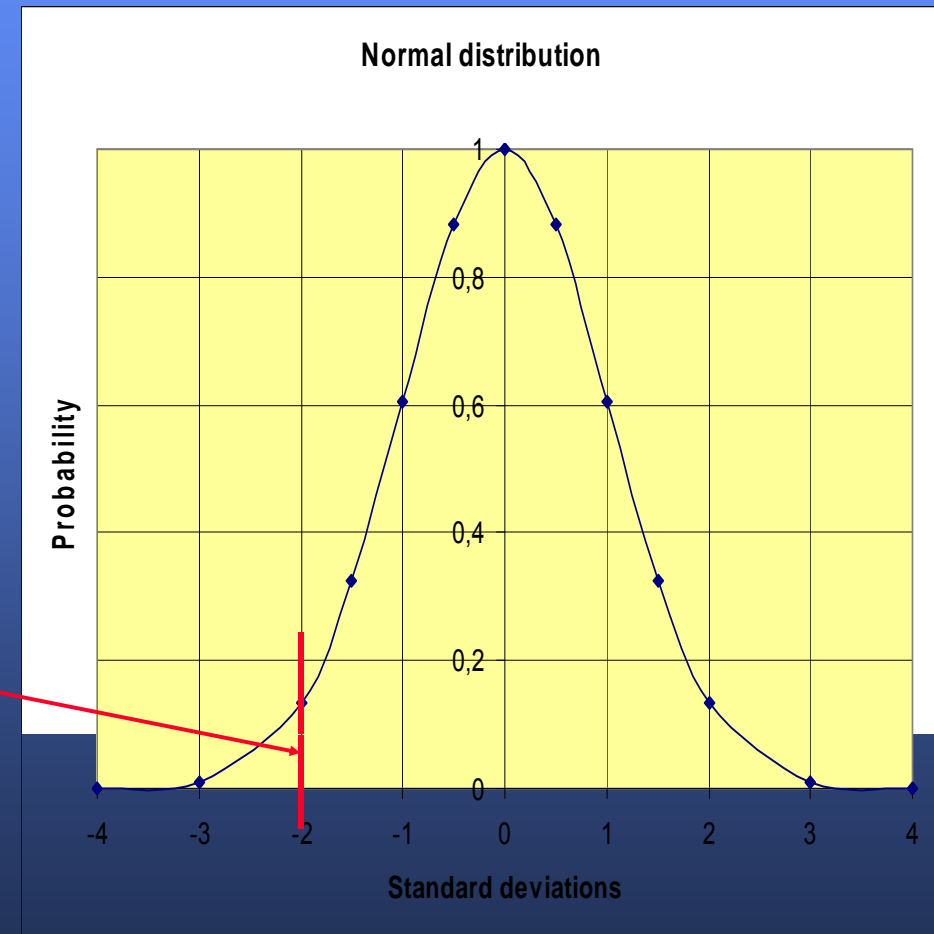
Performance qualification ..cont..

Selection of uncertainty limits for process control

RISØ



Limit based on
2 standard deviations





Cameron Quality Consultants

Performance qualification ..cont..

Repetition of Performance Qualification Dose Map

- Only needed if product is changed
or if facility is changed
- review of documentation at defined intervals is recommended,
e.g. every 3 years

RISO

