

Technical University of Denmark



The possible role of fusion power in a future sustainable global energy system using the EFDA TIMES global energy model

Cabal, Helena; Lechón, Y.; Hamacher, T.; Muehlich, P.; Eherer, C.; Ciorba, U.; Gracceva, F.; Ward, D.; Han, W.; Biberacher, M.; Grohnheit, Poul Erik; Pina, A.

Publication date:
2010

[Link back to DTU Orbit](#)

Citation (APA):

Cabal, H., Lechón, Y., Hamacher, T., Muehlich, P., Eherer, C., Ciorba, U., ... Pina, A. (2010). The possible role of fusion power in a future sustainable global energy system using the EFDA TIMES global energy model. Abstract from Joint IEW-ETSAP Workshop, Stockholm, Sweden.

DTU Library
Technical Information Center of Denmark

General rights

Copyright and moral rights for the publications made accessible in the public portal are retained by the authors and/or other copyright owners and it is a condition of accessing publications that users recognise and abide by the legal requirements associated with these rights.

- Users may download and print one copy of any publication from the public portal for the purpose of private study or research.
- You may not further distribute the material or use it for any profit-making activity or commercial gain
- You may freely distribute the URL identifying the publication in the public portal

If you believe that this document breaches copyright please contact us providing details, and we will remove access to the work immediately and investigate your claim.

The possible role of fusion power in a future sustainable global energy system using the EFDA Times model

Cabal H.⁽¹⁾, Lechón Y.⁽¹⁾, Hamacher T.⁽²⁾, Muehlich P.⁽²⁾, Eherer C.⁽³⁾, Ciorba U.⁽⁴⁾, Gracceva F.⁽⁴⁾, Ward D.⁽⁶⁾, Han W.⁽⁵⁾, Biberacher M.⁽⁶⁾, Grohnheit P.E.⁽⁷⁾ and Pina A.⁽⁸⁾

- (1) CIEMAT, Madrid-Spain
- (2) IPP, Garching-Germany
- (3) TUG, Graz-Austria and EFDA, Garching- Germany
- (4) ENEA, Rome-Italy
- (5) UKAEA, Oxfordshire-United Kingdom
- (6) OEAW, Salzburg-Austria
- (7) RISO, Roskilde-Denmark
- (8) IST, Lisboa-Portugal



INTRODUCTION

The EFDA Times model (ETM) has been built in the framework of the European Fusion Development Agreement.

ETM background (2004): ORDECSYS, KanORS, HALOA and KUL ^[1]

ETM participants are EURATOM Associations: CCFE (UK), CIEMAT (ES), ENEA (IT), IPP (GE), IST (PT), ÖAW (AU), RISO DTU (DK) and VTT (FI)

Special mention to GC Tosato who, while being the EFDA Socio-Economic Office leader, fostered the ETM construction

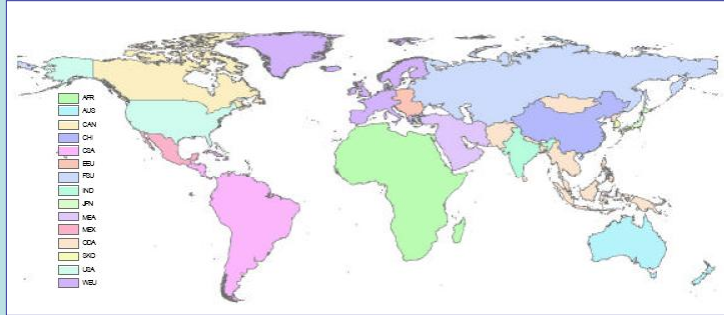
DESCRIPTION

The EFDA Times Model (ETM) is a multi-regional, global and long-term energy model of economic equilibrium, responsive to energy technology innovations, domestic and international trade energy policies, climate change mitigation and environment objectives.

[1] Ordecys, KanORS, HALOA and KUL. EFDA World TIMES Model. FINAL REPORT and Annexes (2004)



MAIN CHARACTERISTICS



- 15 world regions: Africa, Australia-New Zealand, Canada, China, Central and South America, Eastern Europe, Former Soviet Union, India, Japan, Middle East, Mexico, Other Developing Asia, South Korea, United States, and Western Europe.
- Time horizon: 2100
- Six time slices: three seasons (winter, summer and intermediate) and two part of the day (day and night)
- Sectors in the RES: residential, commercial, agriculture, industrial, transportation, electricity production and upstream/downstream
- Demand scenario: energy demand driver projections from the general equilibrium model GEM-E3 [2]
- Trade: inter-regional exchange process (trade of commodities) among the different regions

[2] <http://www.gem-e3.net/>



ETSAP Regular Workshop
Stockholm, 24th June, 2010

MAIN ETM OBJECTIVE

To develop consistent long-term energy scenarios containing fusion as an energy option and showing the potential benefits of fusion power as an emission free energy source

FUSION TECHNOLOGIES IN THE MODEL

	Start	Life	AF	INV (€/kW)	FIXOM (€/kW)	VAROM (€/MWh)
Basic plant	2050	40	85%	3940 (10th)	65.8	2.16 (10th)
				2950 (100th)		1.64 (100th)
Advanced plant	2070	40	85%	2820 (10th)	65.3	2.14 (10th)
				2170 (100th)		1.64 (100th)

Fusion power plants characterization: Power Plant Conceptual Study (PPCS) [3]

[3] EFDA. A Conceptual Study of Commercial Fusion Power Plants. Final Report (2005)



ETSAP Regular Workshop
Stockholm, 24th June, 2010

LAST ACTIVITIES

Some tasks carried out from 2004:

- Revision and update of the data included in the upstream, power generation, residential, commercial, industry and transportation sectors
- RES sector update
- Modelling of the natural gas markets of the model
- Prospects for fusion generation: sensitivity analysis and storylines
- Preliminary scoping studies of the role of fusion in the future energy market
- Analysis of global energy scenarios
- Resource potentials update

And also:

Continuous data checking and updating, scenario validation, model testing and assessment of results



ETSAP Regular Workshop
Stockholm, 24th June, 2010

SCENARIOS

- Base case scenario: there is no limit to CO₂ emissions
- 550ppm scenario: a limit of 550ppm in CO_{2-eq} concentrations is set by 2100

For the sensitivity analysis

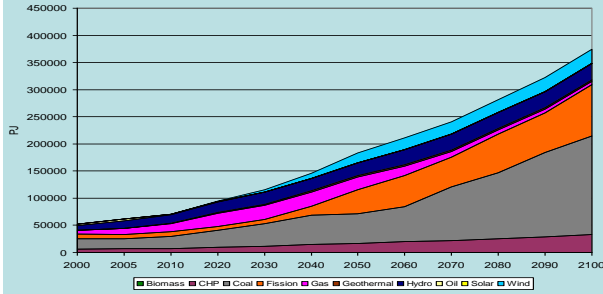
- 650ppm scenario: a limit of 650ppm in CO_{2-eq} concentrations is set by 2100
- HFC scenario: 550ppm scenario + fusion costs 30% higher
- HUR scenario: 550ppm scenario + high uranium resources (x10)
- ULC scenario: 550ppm scenario + low uranium extraction costs (-50%)



ETSAP Regular Workshop
Stockholm, 24th June, 2010

RESULTS- Power Generation

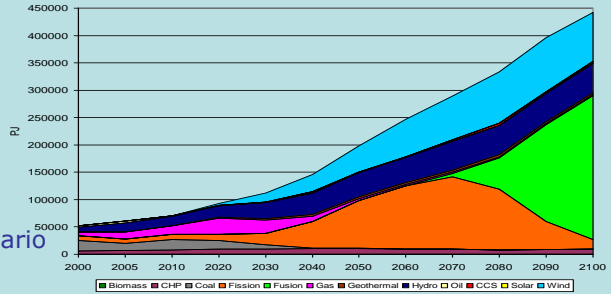
Base case scenario



■ Biomass ■ CHP ■ Coal ■ Fission ■ Gas ■ Geothermal ■ Hydro ■ Oil ■ Solar ■ Wind

- Biomass
- CHP
- Coal
- Fission
- Fusion
- Gas
- Geothermal
- Hydro
- Oil
- CCS
- Solar
- Wind

550 ppm scenario

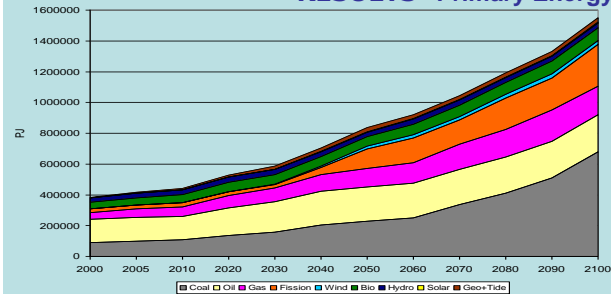


■ Biomass ■ CHP ■ Coal ■ Fission ■ Fusion ■ Gas ■ Geothermal ■ Hydro ■ Oil ■ CCS ■ Solar ■ Wind

iea ETSAP ENERGY TECHNOLOGY SYSTEMS ANALYSIS PROGRAM ETSAP Regular Workshop Stockholm, 24th June, 2010

RESULTS- Primary Energy

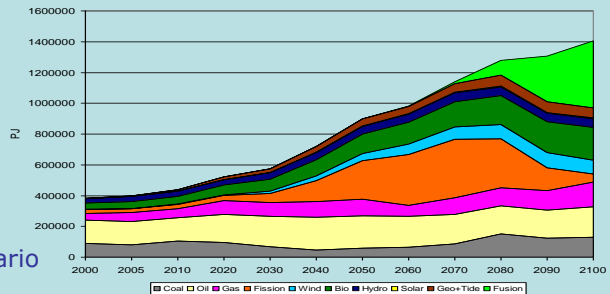
Base case scenario



■ Coal ■ Oil ■ Gas ■ Fission ■ Wind ■ Bio ■ Hydro ■ Solar ■ Geo+Tide

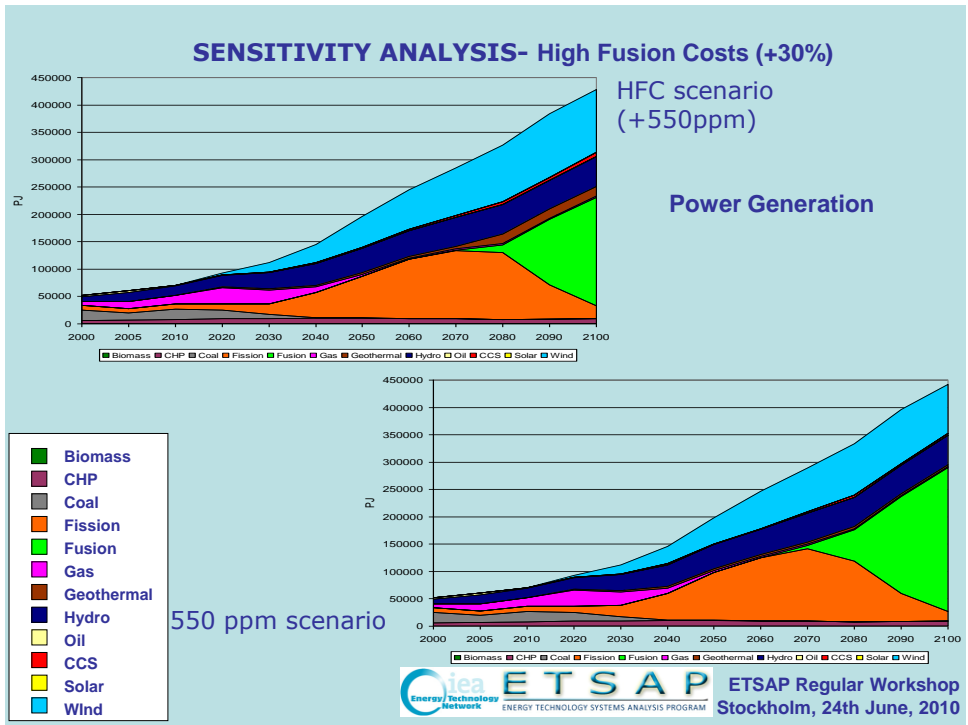
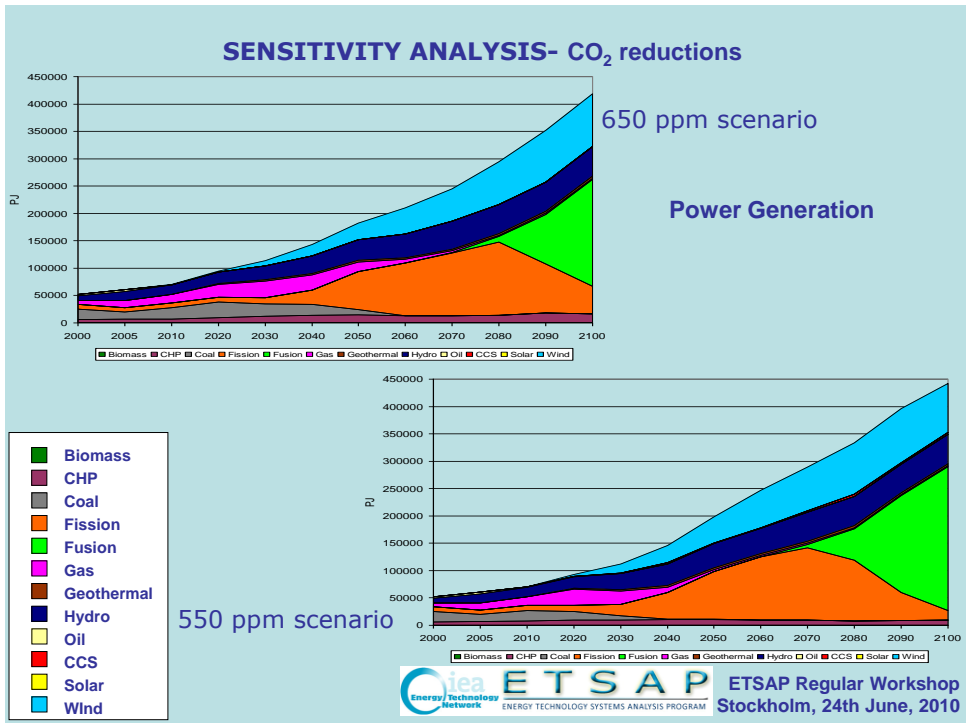
- Biomass
- CHP
- Coal
- Fission
- Fusion
- Gas
- Geothermal
- Hydro
- Oil
- CCS
- Solar
- Wind

550 ppm scenario

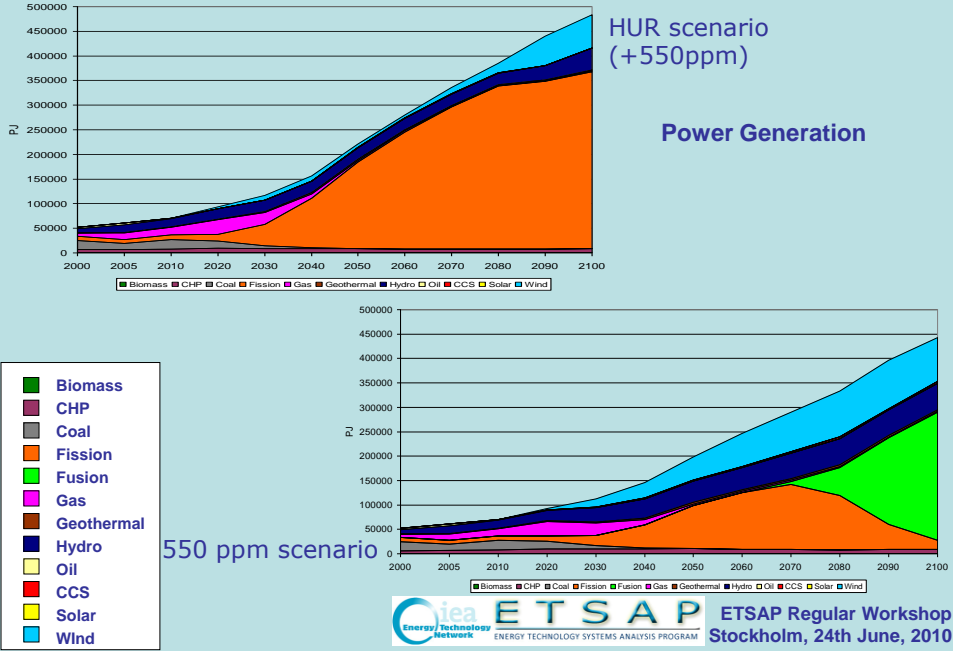


■ Coal ■ Oil ■ Gas ■ Fission ■ Wind ■ Bio ■ Hydro ■ Solar ■ Geo+Tide ■ Fusion

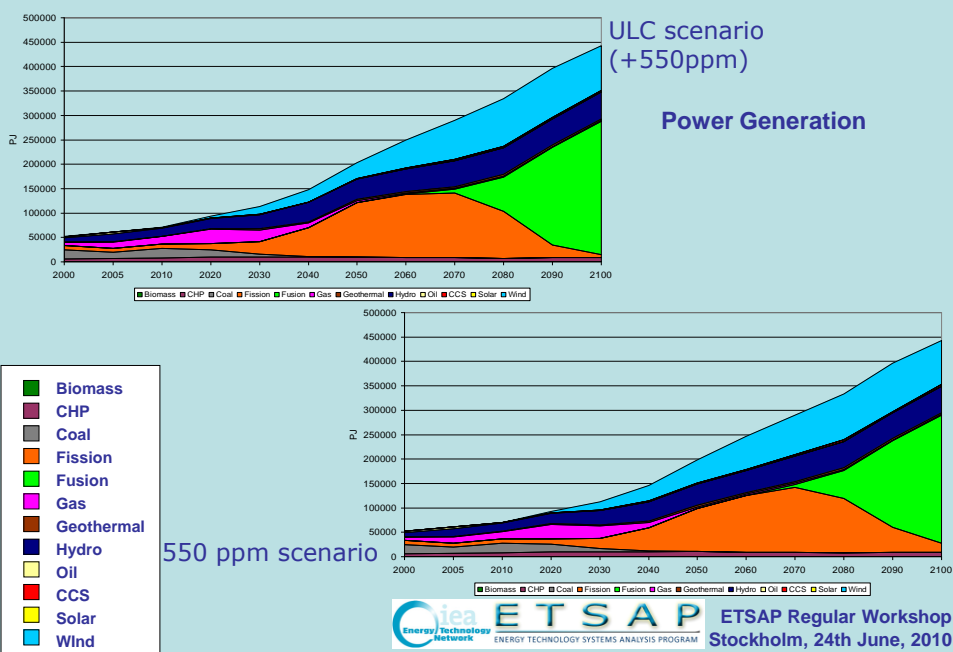
iea ETSAP ENERGY TECHNOLOGY SYSTEMS ANALYSIS PROGRAM ETSAP Regular Workshop Stockholm, 24th June, 2010



SENSITIVITY ANALYSIS- High Uranium Resources (x 10)



SENSITIVITY ANALYSIS- Uranium Low extraction Costs (-50%)



POSSIBLE NEXT STEPS

- Re-aggregation of regions
- Re-calibration to a new base-year
- Introducing new TIMES options to the EFDA model
- Enhancement of model in nuclear power sector
- Review of technologies such as CCS, central solar power, road transport or storage technologies
- Review of resources such as uranium resources
- Review of demand drivers



ETSAP Regular Workshop
Stockholm, 24th June, 2010

CONCLUSIONS

- In the Base Case scenario, fusion does not enter the power system, while in the 550ppm one it is responsible of almost half of the global electricity production in 2100
- Also in primary energy, coal is displaced from a relevant position in 2100 by fusion and RES when limiting the CO₂ emissions
- Fusion penetration in the global power system is bigger and anticipates when the restrictions on the CO₂ emissions are stricter
- Fusion penetration is quite robust under cost increase
- In an utopian scenario with unlimited Uranium resource, fission technologies dominate the system from 2040
- Uranium costs reductions do not influence fusion development

Fusion has a chance in the low carbon energy systems



ETSAP Regular Workshop
Stockholm, 24th June, 2010

THANK YOU FOR YOUR ATTENTION!

ANNEXES

	Model A	Model B	Model C	Model D
Parameter (plasma physics)				
Unit Size (GW _e)	1.55	1.33	1.45	1.53
Fusion Power (GW)	5.00	3.60	3.41	2.53
Aspect Ratio	3.0	3.0	3.0	3.0
Elongation (95% flux)	1.7	1.7	1.9	1.9
Triangularity (95% flux)	0.25	0.25	0.47	0.47
Major Radius (m)	9.55	8.6	7.5	6.1
TF on axis (T)	7.0	6.9	6.0	5.6
Plasma Current (MA)	30.5	28.0	20.1	14.1
β _N (thermal, total)	2.8, 3.5	2.7, 3.4	3.4, 4.0	3.7, 4.5
Bootstrap Fraction	0.45	0.43	0.63	0.76
P _{add} (MW)	246	270	112	71
n/n _G	1.2	1.2	1.5	1.5
Parameter (engineering)				
Average neutron wall load	2.2	2.0	2.2	2.4
Divertor Peak load (MWm ⁻²)	15	10	10	5
H&CD Efficiency	0.6	0.6	0.7	0.7
Plant Efficiency*	0.31	0.37	0.42	0.6
Coolant blanket	Water	Helium	LiPb/He	LiPb
	T _{in} /T _{out} (°C)	285/325	300/500	480/700 300/480
Coolant divertor	Water	Helium	Helium	LiPb
	T _{in} /T _{out} (°C)	140/167	540/720	540/720
Power conversion	Rankine	Rankine	Brayton	Brayton

* the plant efficiency is the ratio between the unit size and the fusion power

Table 1: Main parameters of the PPCS models.

[3] EFDA. A Conceptual Study of Commercial Fusion Power Plants. Final Report (2005)



ETSAP Regular Workshop
Stockholm, 24th June, 2010