



## Cascadability of broadcast and select switch blocks with interferometric wavelength converters at 10 Gbit/s

**Hansen, Peter Bukhave; Jørgensen, Carsten; Danielsen, Søren Lykke; Mikkelsen, Benny; Stubkjær, Kristian**

*Published in:*  
Proc. of Optical Fibre communications'97

*Link to article, DOI:*  
[10.1109/OFC.1997.719769](https://doi.org/10.1109/OFC.1997.719769)

*Publication date:*  
1997

*Document Version*  
Publisher's PDF, also known as Version of record

[Link back to DTU Orbit](#)

*Citation (APA):*  
Hansen, P. B., Jørgensen, C., Danielsen, S. L., Mikkelsen, B., & Stubkjær, K. (1997). Cascadability of broadcast and select switch blocks with interferometric wavelength converters at 10 Gbit/s. In Proc. of Optical Fibre communications'97 (pp. 148-149). Dallas, Texas, USA: IEEE. DOI: 10.1109/OFC.1997.719769

## DTU Library

Technical Information Center of Denmark

---

### General rights

Copyright and moral rights for the publications made accessible in the public portal are retained by the authors and/or other copyright owners and it is a condition of accessing publications that users recognise and abide by the legal requirements associated with these rights.

- Users may download and print one copy of any publication from the public portal for the purpose of private study or research.
- You may not further distribute the material or use it for any profit-making activity or commercial gain
- You may freely distribute the URL identifying the publication in the public portal

If you believe that this document breaches copyright please contact us providing details, and we will remove access to the work immediately and investigate your claim.

the OPA input, the amplified signal at the OPA output, and the wavelength-converted idler at the OPA output. We see that signal amplification and wavelength conversion lead to negligible power penalty. This indicates that this type of cw amplifier could potentially be used in practical IMDD communication systems.

The idler is broadened more than the pump, which implies FM broadening of several GHz for the idler. While we have shown that this is tolerable for IMDD signals, the same is not true for FSK signals, because there is considerable distortion of the frequency spectrum. To verify this, we modified the system as shown in Fig. 1(b). Figure 3 shows BER versus received power for the signal at the OPA input, the amplified signal at the OPA output, and the wavelength-converted idler at the OPA output. We see that there is a power penalty of 4 dB attributable to signal amplification by the OPA. Power penalty for the idler is high, as expected because of spectral broadening, and seem to create a BER floor near  $10^{-6}$ .

These measurements indicate that efficient one-pump fiber OPAs perform well for all modulation formats when used as signal amplifiers, but only for IMDD (and possible ASK) signals when used for wavelength conversion. This problem can in principle be solved by going to two-pump OPAs, for which idler spectrum broadening can be avoided by synchronously modulating the two pumps.

1. M.E. Marhic, Y. Park, F.S. Yang, L.G. Kazovsky, *Opt. Lett.* **21**, (1996).
2. S. Watanabe, T. Chikama, *Electron. Lett.* **30**, 163 (1994).

WH5

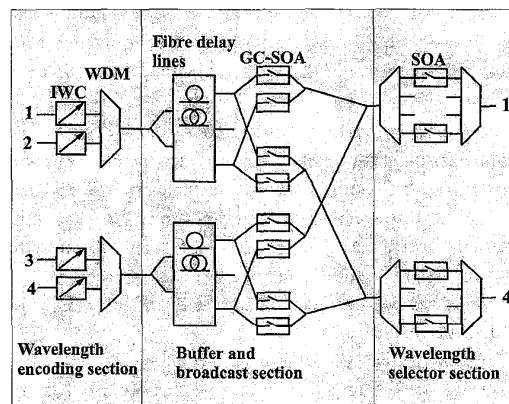
2:30pm

### Cascadability of broadcast and select switch blocks with interferometric wavelength converters at 10 Gbit/s

P.B. Hansen, C. Joergensen, S.L. Danielsen, B. Mikkelsen, K.E. Stubkjaer, *Center for Broadband Telecommunications, Department of Electromagnetic Systems Technical University of Denmark, Building 348, DK-2800 Lyngby, Denmark; E-mail: pbh@emi.dtu.dk*

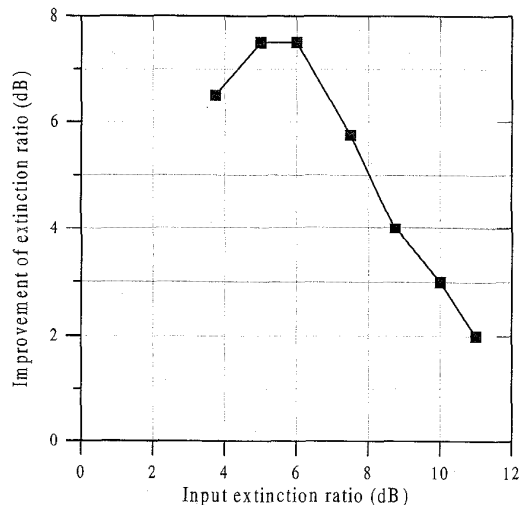
An optical packet layer is considered a way to increase the flexibility and switching granularity of the overall network.<sup>1</sup> In such a layer the signals will pass several switch blocks and therefore the cascadability of all-optical switch blocks is essential. Based on experiments, we perform a detailed investigation of the cascadability of an all-optical packet switch block (which is based on the switch block of the ACTS project KEOPS.<sup>2</sup> The switch block deploys wavelength converters and semiconductor optical amplifiers as key elements. We experimentally show that interferometric wavelength converters (IWCs) improve the signal extinction ratio and thereby the cascadability of the switch blocks. Furthermore, the cascadability for different switch sizes is assessed both with and without the regenerative effect of the IWCs.

The  $4 \times 4$  packet switch architecture in Fig. 1 comprises three sections: 1) Wavelength encoding, realized by interferometric wavelength converters followed by wavelength-division multiplexers. 2) Buffer and broadcasting, consisting of fiber delay lines followed by gain-clamped semiconductor optical amplifier (GC-SOA) gates.<sup>3</sup> 3) Wavelength selection, composed of two WDMs with SOA gates between them. For each output an open GC-SOA gate identifies the fiber delay line to be tapped and the wavelength selector then determines which packets are selected. Besides wavelength routing the IWCs at the input of the switch block are

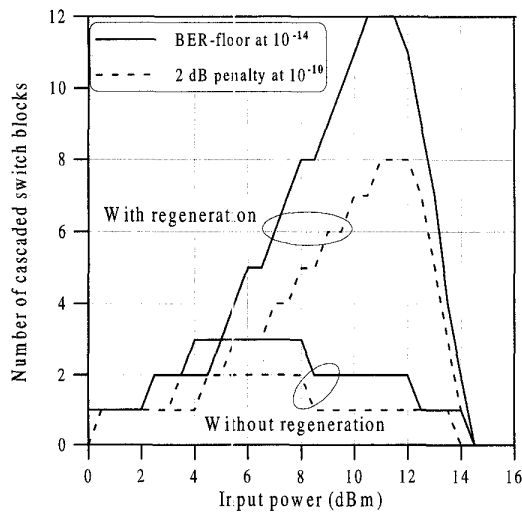


WH5 Fig. 1. The broadcast and select packet switch block comprising a wavelength encoding section, a buffer section and a wavelength selection section.

capable of enhancing the extinction ratio of an incoming signal. This is shown by the experimental results in Fig. 2 giving the improvement of the extinction ratio for an integrated Mach-Zehnder interferometer.<sup>3</sup> This regeneration is included in a detailed simulation model by which we assess the performance of the packet switch block. Our model takes into account spontaneous emission noise, interference noise, gain saturation in the gates, signal distortion as well as regeneration in the IWCs. As shown in Fig. 3 the regenerative effect yields a better cascability. The figure predicts the cascability of a  $4 \times 4$  switch block at 10 Gbit/s as a function of the switch input power. Two sets of curves are shown: one representing a bit error rate (BER) floor of  $10^{-14}$  and one for a 2-dB power penalty at  $\text{BER} = 10^{-10}$ . These curves show that only three switch blocks can be cascaded at a BER floor at  $10^{-14}$  without regeneration in the IWCs while up to 12 switch blocks in cascade are possible with regeneration included. Figure 3 also shows that with regeneration the optimum input power is higher than without regeneration. This is due to a higher input power allowed before the extinction ratio degradation due to gain saturation in the gates becomes dominant compared to the noise accumulation. When



WH5 Fig. 2. Experimental results illustrating the regenerative effect of an IWC by showing the improvement in extinction ratio as a function of the input extinction ratio.



**WH5 Fig. 3.** The maximum number of cascaded switch blocks as a function of the switch input power at 10 Gbit/s; both with and without regeneration in the IWCs.

increasing the switch size the beneficial effect from the IWCs is still significant. The overall maximum number of cascaded switch blocks is assessed to eight at a BER floor of  $10^{-14}$  for an  $8 \times 8$  switch block while only two switch blocks in cascade are possible without the regeneration. Finally, the corresponding numbers for a  $16 \times 16$  switch block is four with regeneration and two without.

In conclusion, it is demonstrated that the use of IWCs in the broadcast and select packet switch block results in an improved cascading ability. Furthermore, it is predicted that successful concatenation of eight  $8 \times 8$  and four  $16 \times 16$  switch blocks is possible.

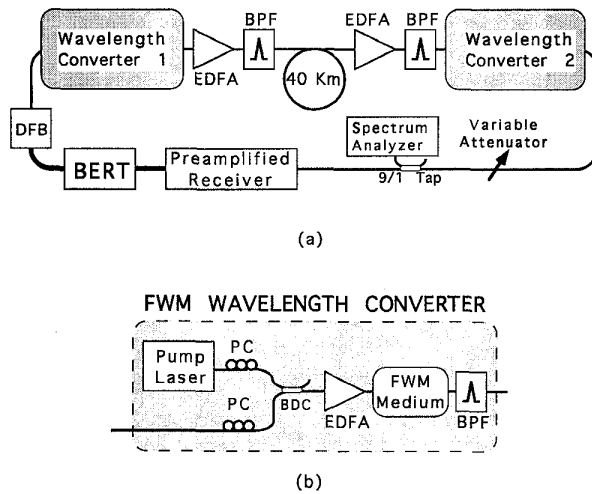
1. F. Masetti *et al.*, in *Proceedings of ECOC'95*, 1995, pp. 645–652.
2. D. Chiaroni *et al.*, in *Photonics in Switching*, Vol. 12, 1995 OSA Technical Digest Series (Optical Society of America, Washington, D.C., 1995), p. 84.
3. G. Soulage *et al.*, in *Proceedings of ECOC'94*, 1994, pp. 451–454.
4. M. Schilling *et al.*, in *Optical Fiber Communication Conference*, Vol. 2, 1996 OSA Technical Digest Series (Optical Society of America, Washington, D.C., 1995), p. 122.

**WH6 2:45pm**

**Cascaded wavelength conversions using four-wave mixing in semiconductor optical amplifiers**

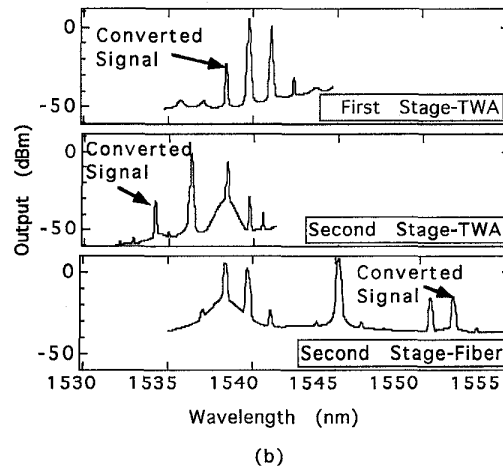
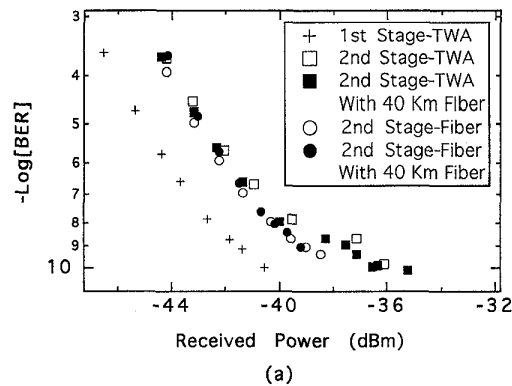
David F. Geraghty, Robert B. Lee, Kerry J. Vahala, Uzi Koren,\*  
 Department of Applied Physics, Mail Stop 128-95, California Institute of Technology, Pasadena, California 91125; E-mail: geraghty@cco.caltech.edu

Wavelength conversion in wavelength-division multiplexed (WDM) communication systems would provide significant network performance improvement.<sup>1</sup> Optoelectronic, cross-gain saturation, and cross-phase saturation wavelength converters are candidate technologies that have been well characterized,<sup>2</sup> however, they are not “transparent” to either bit-rate or modulation format. Complete transparency is offered only by ultrafast wave mixing techniques—in the present case four-wave mixing (FWM) in semiconductor optical amplifiers (SOAs). To date,



**WH6 Fig. 1.** (a) System diagram. (b) Details of the wavelength converter. FWM medium is an SOA in Converter 1 and either an SOA or a 4.4-km segment of dispersion-shifted fiber in Converter 2.

demonstrations of noncascaded, SOA FWM wavelength conversion have shown negligible degradation to the system performance for bit rates up



**WH6 Fig. 2.** (a) BER vs. received power data for the various systems demonstrated. (b) Output spectra (0.1-nm resolution bandwidth) of the FWM element for the various wavelength converters.

Wednesday