



T1 difficulty modulates the attentional blink only when T1 is unmasked

Nielsen, Simon; Andersen, Tobias

Link to article, DOI:
[10.1167/10.7.204](https://doi.org/10.1167/10.7.204)

Publication date:
2010

[Link back to DTU Orbit](#)

Citation (APA):
Nielsen, S., & Andersen, T. (2010). T1 difficulty modulates the attentional blink only when T1 is unmasked. Poster session presented at Vision Sciences Society, Naples, Florida, USA, .DOI: 10.1167/10.7.204

DTU Library

Technical Information Center of Denmark

General rights

Copyright and moral rights for the publications made accessible in the public portal are retained by the authors and/or other copyright owners and it is a condition of accessing publications that users recognise and abide by the legal requirements associated with these rights.

- Users may download and print one copy of any publication from the public portal for the purpose of private study or research.
- You may not further distribute the material or use it for any profit-making activity or commercial gain
- You may freely distribute the URL identifying the publication in the public portal

If you believe that this document breaches copyright please contact us providing details, and we will remove access to the work immediately and investigate your claim.

T1 difficulty modulates the attentional blink only when T1 is unmasked: Implications of attentional capture in the attentional blink!


Simon Nielsen, Tobias Andersen
Cognitive Systems, Informatics and Mathematical Modelling, Technical University of Denmark

Introduction

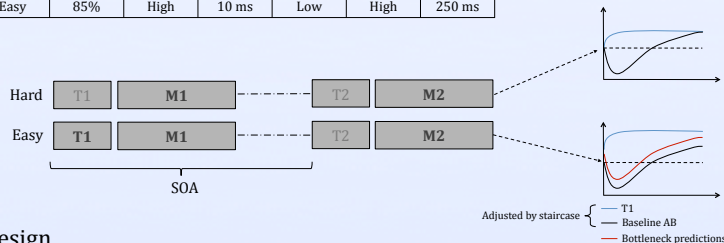
- We use the two-target paradigm and examine bottleneck predictions of how T1 difficulty affects the attentional blink
- Bottleneck theories suggest that making T1 easier to perceive should clear second stage processing faster resulting in a reduced attentional blink
- Previously we found no effect from varying T1 contrast or T1 duration, but proposed that the effect may have been confounded by involuntary attention directed to the mask
- In a new study we vary T1 contrast and examine the effect on the attentional blink when T1 is masked compared to when T1 is unmasked

Method

- Stimuli
 - 20 letter targets presented at equal frequency
 - Randomly generated dot pattern masks
 - Masks presented 100 ms after targets
- Main variables
 - T1 masking [Masked, Unmasked]
 - SOA [100, 200, 300, 400, 600]
 - T1 difficulty [Hard, Easy]
- Instructions
 - Report identity of T1 and T2
 - Guess if uncertain



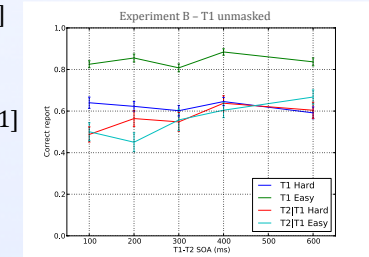
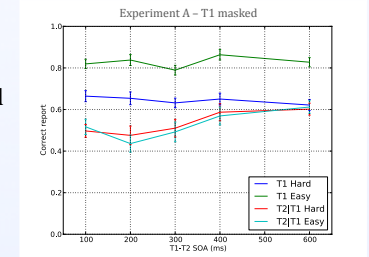
Condition	T1 accuracy	T1 contrast	T1/T2 duration	T2 contrast	Mask contrast	Mask duration
Hard	60%	Low	10 ms	Low	High	250 ms
Easy	85%	High	10 ms	Low	High	250 ms



- Design
 - T1 masking varied between Experiment 1A and 1B
 - Factorial ordered SOA and T1 difficulty within experiments
 - 48 trials in each of the 10 factorial combinations
 - 18 observers conducted Experiment 1A and 1B in counterbalanced order

Findings

- Proportions of correct report are plotted as function of SOA
- Proportions were arcsine transformed and analyzed with repeated measures ANOVAs
- T2 main effect of SOA in Experiment A and B indicates an attentional blink
- Experiment A - T1 masked:
 - % Main effect (T1 difficulty) [F(1,17) = 0.73, p = 0.41]
 - % Interaction effect (SOA x T1 difficulty) [F(4,68) = 1.24, p = 0.30]
- Experiment B - T1 unmasked:
 - % Main effect (T1 difficulty) [F(1,17) = 0.60, p = 0.45]
 - ✓ Interaction effect (SOA x T1 difficulty) [F(4,68) = 8.03, p < 0.001]
 - ✓ Main effect (T1 difficulty, SOA = 200 ms) [F(1,17) = 25.90, p < 0.001]



Preliminary conclusion*

- Varying T1 difficulty by target contrast modulates the attentional blink only when T1 is unmasked
- Contrary to bottleneck predictions we observed that making T1 easier to perceive increases the magnitude of the attentional blink
- We suggest that this finding indicates capture of involuntary attention which increases with contrast
- Similarly we suggest that involuntary attention directed towards T1's mask confounded the effect of T1 difficulty in Experiment A
- * Inference is based on a single significant data point. In follow up experiments we examine if the effect observed in Experiment B is modulated by properties of T1