

Technical University of Denmark



Inelastic scattering in a local polaron model with quadratic coupling to bosons

Olsen, Thomas

Published in:
Physical Review B (Condensed Matter and Materials Physics)

Link to article, DOI:
[10.1103/PhysRevB.79.235414](https://doi.org/10.1103/PhysRevB.79.235414)

Publication date:
2009

Document Version
Publisher's PDF, also known as Version of record

[Link back to DTU Orbit](#)

Citation (APA):
Olsen, T. (2009). Inelastic scattering in a local polaron model with quadratic coupling to bosons. Physical Review B (Condensed Matter and Materials Physics), 79(23), 235414. DOI: 10.1103/PhysRevB.79.235414

DTU Library
Technical Information Center of Denmark

General rights

Copyright and moral rights for the publications made accessible in the public portal are retained by the authors and/or other copyright owners and it is a condition of accessing publications that users recognise and abide by the legal requirements associated with these rights.

- Users may download and print one copy of any publication from the public portal for the purpose of private study or research.
- You may not further distribute the material or use it for any profit-making activity or commercial gain
- You may freely distribute the URL identifying the publication in the public portal

If you believe that this document breaches copyright please contact us providing details, and we will remove access to the work immediately and investigate your claim.

Inelastic scattering in a local polaron model with quadratic coupling to bosons

Thomas Olsen*

*Department of Physics, Danish National Research Foundation's Center of Individual Nanoparticle Functionality (CINF),
Technical University of Denmark, DK-2800 Kongens Lyngby, Denmark*

(Received 10 March 2009; revised manuscript received 22 May 2009; published 12 June 2009)

We calculate the inelastic scattering probabilities in the wide band limit of a local polaron model with quadratic coupling to bosons. The central object is a two-particle Green's function which is calculated exactly using a purely algebraic approach. Compared with the usual linear interaction term a quadratic interaction term gives higher probabilities for inelastic scattering involving a large number of bosons. As an application we consider the problem hot-electron-mediated energy transfer at surfaces and use the delta self-consistent field extension of density-functional theory to calculate and compare coupling parameters and probabilities for exciting different vibrational modes of CO adsorbed on a Cu(100) surface.

DOI: [10.1103/PhysRevB.79.235414](https://doi.org/10.1103/PhysRevB.79.235414)

PACS number(s): 71.38.-k, 71.45.-d, 31.15.xr, 71.15.Qe

I. INTRODUCTION

The local polaron model describes a localized electronic state which is coupled to a boson field. The local state is then assumed to be hybridized with a continuum of delocalized states and is thus not an eigenstate of the electronic part of the Hamiltonian.

One of the first applications of the model was the coupling of plasmons to core holes¹ and valence holes² in metals. The boson field then represents the plasmons which can be excited by the introduction of a structureless core hole or a valence hole which may be hybridized with metallic states. Plasmon excitation spectra are typically measured using electron-energy-loss spectroscopy (EELS) where the energy loss of highly energetic electrons is measured after transmission through a metallic film. A similar application is that of deep-level spectroscopy³ where the boson field represents a phonon system which can be excited by the introduction of a core hole. Hybridization of the core hole is then introduced to capture the degeneracy of the core hole with a continuum of states with no core hole but a high-energy Auger electron present. A somewhat different line of application is that of certain rare-earth compounds which are known to give rise to mixed valence states.^{4,5} These states are characterized by an alternating valence in an otherwise periodic lattice which can result in unusual thermodynamic properties. The reason is that the difference in valence results in a difference in ionic radii and the extra valence electron thus have a strong coupling to the phonon system. The model designed to capture the effect consists of a localized f state (the extra valence electron) coupled to a continuum of delocalized electrons and a phonon field coupled to the f state. Although, there are orders-of-magnitude differences between typical plasmon and phonon energies, the physics in the models is very similar and only the model parameters differ.

Finally the local polaron model has been applied to the problem of resonant tunneling⁶ in the context of electronic transport and the very similar problem of hot-electron femtochemistry at surfaces (HEFatS).⁷ The idea of HEFatS is that an adsorbate system on a metal surface can have unoccupied electronic states which obtain a broadening due to interaction with the metallic states. If a hot electron (an elec-

tron above the Fermi level) is generated in the metal, it may interact with the unoccupied state and induces a chemical reaction on the surface. As an example we can think of a single molecule on a metal surface with one unoccupied electronic state well above the Fermi level. A hot electron with an energy that matches the unoccupied orbital has the possibility of tunneling from the metal to the molecule resulting in a transient occupation of the orbital. If the molecule was initially in an equilibrium position, the electron will assert a force on the internal molecular degrees of freedom and can excite vibrational modes of the molecule before it tunnels back into the conductor. The molecule may acquire enough energy in this process to undergo a chemical reaction or a desorption event. A clever method to produce hot electrons is based on a metal-insulator-metal (MIM) heterostructure as suggested by Gadzuk.⁸ With an ideal MIM device it is possible to tune hot electrons to any desired resonance of an adsorbate system and the approach thereby suggests the highly attractive possibility of performing selective chemistry at surfaces. Such devices have been constructed and characterized⁹ and comprise a promising candidate for advanced HEFatS experiments.

Common to all these applications is that a linear bosonic coupling term has been assumed. It is by no means obvious that linear coupling captures the possibly complicated interaction of bosons and electrons although it is probably often a good approximation. To examine the local polaron model beyond linear coupling we calculate the consequences of substituting the linear coupling term with a quadratic coupling term. In principle we should add the quadratic coupling on top of the linear, but this renders the model somewhat tedious to work with and the physics of quadratic coupling becomes hidden in complicated expressions. In contrast, having only quadratic coupling allow us to obtain inelastic scattering amplitudes very similar to those with linear coupling and the comparison is very instructive. In terms of bosonic potentials, a linear coupling term corresponds to a shift in the potential minimum whereas a quadratic coupling term corresponds to a shift in the frequency of the potential.

This paper is organized as follows. In Sec. II we present the local polaron model with a general coupling function and no bosonic dispersion. The electronic part is briefly reviewed and the wide band limit which is imposed in the remainder of

the paper is defined. We then present the well-known spectral function and inelastic scattering probabilities of the model with linear coupling and compare with a quadratically coupled model calculated in the present work. It is shown that for inelastic scattering involving a large number of bosons, quadratic coupling can give rise to much larger scattering probabilities. In Sec. III we apply the theory to hot-electron-mediated excitation of the different modes of CO adsorbed on Cu(100). The model parameters are calculated using density-functional theory and the delta self-consistent field method and we find that linear coupling dominates desorption probabilities for the normal modes along the molecular axis, but vanishes for the frustrated rotations where quadratic coupling has to be taken into account. In Appendix A we derive a path-integral representation of the Newns-Anderson retarded Green's function and show that the special properties of the wide band limit allow us to decouple bosonic and electronic degrees of freedom. Appendixes B and C present the details of the calculations leading to the spectral functions and inelastic scattering probabilities associated with linear and quadratic coupling. In Appendix D, we show how a linear transformation of creation operators makes it possible to obtain the exact Green's functions including both linear and quadratic coupling.

II. MODEL

A. Newns-Anderson model with coupling to bosons

The general model we are concerned with is composed of a Newns-Anderson-type Hamiltonian^{10,11} coupled to a dispersionless (single frequency) boson field through a single electronic state. A dispersionless boson field naturally corresponds to a single mode of oscillation in an adsorbate system, whereas we can think of the dispersionless model as describing an Einstein band if the boson field represents a phonon system. Thus it is a model of noninteracting metallic electrons $|k\rangle$, a localized resonant state $|a\rangle$, and a harmonic oscillator described by the coordinate x or equivalently the bosonic creation and annihilation operators a^\dagger and a . The Hamiltonian is given by

$$H = \sum_k \epsilon_k c_k^\dagger c_k + \sum_k (V_{ak} c_a^\dagger c_k + V_{ak}^* c_k^\dagger c_a) + \hbar \omega_0 a^\dagger a + \epsilon_a(x) c_a^\dagger c_a, \quad (1)$$

where c_a creates an electron in the state $|a\rangle$ and c_k creates an electron in the state $|k\rangle$. The function $\epsilon_a(x)$ couples the resonant electron to the oscillator degrees of freedom. If one considers a hole coupled to the bosons instead of an electron, the order of c_a and c_a^\dagger should be exchanged. We assume that the metallic electrons do not couple to the oscillator ($V_{ak}(x) = V_{ak}$), since we expect such a dependence to be small in comparison with that of the resonant electron. The Hamiltonian (1) can be viewed as a special case of a Frölich-type Hamiltonian which can be handled by variational methods based on a path-integral approach.^{12,13} However, the present model describes a local polaron and as we will show, it can be solved exactly under certain assumptions.

It is natural to Taylor expand the coupling function in the vicinity of the ground-state minimum x_0 . Including only the

zeroth-order term $\epsilon_a(x_0) = \epsilon_0$ results in the Newns-Anderson model. Since it is quadratic in the electronic creation and annihilation operators, one could in principle formally diagonalize it. However, it is much more useful to investigate the resonant state $|a\rangle$ (which is not an eigenstate of the Hamiltonian) and we are thus led to consider the retarded Green's function

$$G_R^0(t) = -i\theta(t)\langle 0|c_a(t)c_a^\dagger(0)|0\rangle, \quad (2)$$

where $|0\rangle$ is an electronic vacuum state and

$$c(t) = e^{iHt/\hbar}c(0)e^{-iHt/\hbar}.$$

It is easily calculated in the energy domain using the Dyson equation and the result is

$$G_R^0(\omega) = \frac{1}{\hbar\omega - \epsilon_0 - \Sigma(\omega) + i\Gamma(\omega)/2}, \quad (3)$$

with

$$\Gamma(\omega) = 2\pi \sum_k |V_{ak}|^2 \delta(\hbar\omega - \epsilon_k) \quad (4)$$

and

$$\Sigma(\omega) = \int \frac{d\omega'}{2\pi} \frac{\Gamma(\omega')}{\omega - \omega'}. \quad (5)$$

Assuming the hopping matrix elements V_{ak} to be constant, $\Gamma(\omega)$ becomes proportional to the metal density of states. If we furthermore assume the metal density of states to be wider than the resonance energy we can write $\Gamma(\omega) = \Gamma(\epsilon_0)$ and $\Sigma = 0$. This is the wide band limit which will be imposed in the present paper. It allows us to separate electronic and bosonic degrees of freedom in the general case and we can calculate Green's functions corresponding to linear and quadratic coupling exactly.

In the wide band limit the electronic retarded Green's function is

$$G_R^0(t) = -i\theta(t)e^{-(i\epsilon_0 + \Gamma/2)t/\hbar}, \quad (6)$$

and the spectral function is a Lorentzian with full width at half maximum given by Γ . When boson coupling terms are included [first-order and second-order Taylor expansions of $\epsilon_a(x)$ in Eq. (1)] the spectral function changes and inelastic scattering on the resonance becomes possible. Note that the inclusion of coupling between the oscillator and metallic electrons would naturally give rise to a position-dependent resonance width $\Gamma(x)$.¹⁴

Suppose the resonance is initially unoccupied and the oscillator is in the state n . The differential probability that an incoming particle (hole or electron) with energy ϵ will scatter through the resonance into a state of energy ϵ' is given by the inelastic scattering matrix which can be expressed in terms of a two-particle Green's function⁶ as

$$R(n; \epsilon', \epsilon) = \Gamma^2 \int \frac{d\tau ds dt}{2\pi\hbar^3} e^{i(\epsilon - \epsilon')\tau/\hbar + i\epsilon' t/\hbar - i\epsilon s/\hbar} \times G(n; \tau, s, t), \quad (7)$$

where

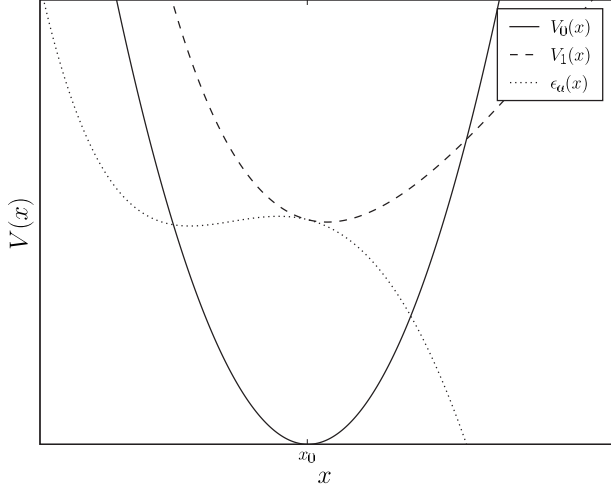


FIG. 1. A general example of adiabatic potentials $V_1(x)$ and $V_0(x)$ and the coupling function $\varepsilon_a(x) = V_1(x) - V_0(x)$. The vertical distance between the two potentials at the ground-state minimum is ε_0 .

$$G(n; \tau, s, t) = \theta(s)\theta(t)\langle n | c_a(\tau-s)c_a^\dagger(\tau)c_a(t)c_a^\dagger(0) | n \rangle.$$

The probability of transferring a given amount of energy to the bosons can thus be obtained by integrating the inelastic scattering matrix over the relevant values of ε' . In this paper we focus on inelastic scattering by electrons since this is the relevant quantity in the context of HEFatS and EELS. However, the two-particle Green's function also appear in the calculation of optical transition amplitudes of an adsorbed molecule¹⁵ and knowing $G(n; \tau, s, t)$ allows one to calculate a variety of observable quantities.

Finally, we note that the lifetime of the electron is independent of the boson coupling in the wide band limit. The probability that the state $|a\rangle$ is unoccupied and that the oscillator is in any state at time t given that the state was occupied and the oscillator was in the state $|n\rangle$ at $t=0$ is

$$p_a(n; t) = \sum_{m=0}^{\infty} |\langle m, a; t | n, a; 0 \rangle|^2 = e^{-\Gamma t / \hbar}, \quad (8)$$

which is proved in Appendix A.

B. Coupling function and adiabatic potentials

Consider the state $|x, a\rangle$ with the oscillator at x and an electron occupying the resonance. The expectation value of the Hamiltonian on such a state will depend on the value of x due to the coupling $\varepsilon_a(x)$ and if we could calculate the electronic energy for all values of x we would obtain an excited-state potential $V_1(x) = \langle x, a | H | x, a \rangle$. Doing the same for the state with no electron in the resonance $|x, 0\rangle$ would result in a different potential $V_0(x)$ and the coupling function should then be given by $\varepsilon_a(x) = V_1(x) - V_0(x)$ which is illustrated in Fig. 1. In the model (1) we have implicitly assumed that the potential $V_0(x)$ is quadratic but in general it could have any form. The potentials $V_1(x)$ and $V_0(x)$ are called Born-Oppenheimer surfaces and are obtained by moving the oscillator adiabatically in the electronic environment.

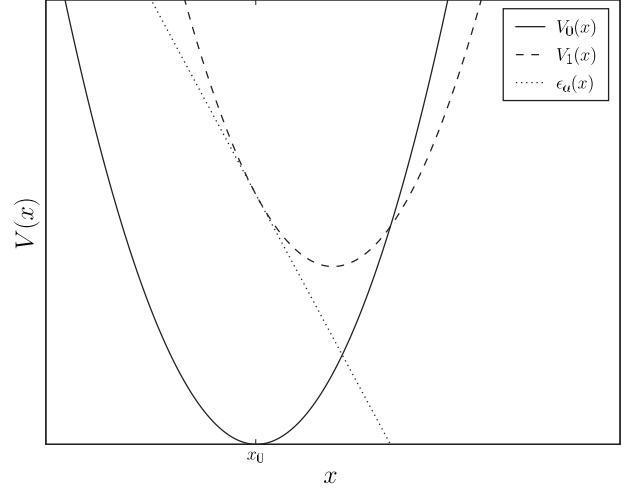


FIG. 2. A shifted excited state corresponds to a linear coupling function $\varepsilon_a(x) \sim x$. The strength of the coupling is proportional to the derivative of the excited state at x_0 .

C. Linear coupling

We now Taylor expand the coupling function $\varepsilon_a(x)$ to first order and express the boson coordinate in terms of creation and annihilation operators. This gives an interaction term

$$H_I = \lambda_1 c_a^\dagger c_a (a^\dagger + a), \quad (9)$$

with

$$\lambda_1 = \frac{l}{\sqrt{2}} \frac{\partial}{\partial x} V_1 |_{x=x_0}, \quad l = \sqrt{\frac{\hbar}{m\omega_0}}, \quad (10)$$

where m and ω_0 are the mass and frequency of the oscillator. This model corresponds to the potentials and coupling function shown in Fig. 2.

As shown in Appendix A, the bosonic degrees of freedom decouple from electronic degrees of freedom in the wide band limit and the retarded Green's function thus becomes a product of an electronic part given by Eq. (6) and a bosonic part. Since the interacting term is linear in the oscillator coordinate the oscillator part of the Hamiltonian can be diagonalized by “completing the square” or equivalently, performing a canonical transformation which shifts the boson coordinate an amount proportional to $c_a^\dagger c_a$,

$$H \rightarrow e^{iP} H e^{-iP}, \quad P = -i \frac{\lambda_1}{\hbar \omega_0} c_a^\dagger c_a (a^\dagger - a). \quad (11)$$

The retarded Green's function can then be calculated exactly for the n th excited state, giving

$$G_R^{(1)}(n; t) = -i\theta(t) e^{(-i\varepsilon_0 - \Gamma/2)t/\hbar} e^{-g_1(1-i\omega_0 t - e^{-i\omega_0 t})} \times L_n[g_1 | 1 - e^{i\omega_0 t} |^2], \quad (12)$$

where L_n is the n th Laguerre polynomial and $g_1 = \lambda_1^2 / (\hbar \omega_0)^2$. In this paper g_n denotes a dimensionless effective coupling constant and $G^{(n)}$ denotes the *exact* Green's function corresponding to a coupling term $\varepsilon_a(x) \sim x^n$ and *not* the contribution from an n th-order perturbative calculation as is sometimes custom. The spectral function is given by

$A_n^{(1)}(\omega) = -2 \text{Im} G_R^{(1)}(n; \omega)$ and for the ground state we obtain

$$A_0^{(1)}(\omega) = \Gamma e^{-g_1} \times \sum_{m=0}^{\infty} \frac{g_1^m}{m!} \frac{1}{[\hbar\omega - \varepsilon_0 + (g_1 - m)\hbar\omega_0]^2 + (\Gamma/2)^2}. \quad (13)$$

The spectral function is thus a sum of Lorentzians of width Γ and an internal spacing of ω_0 and the amplitude of the m th peak follows a Poisson distribution. It should be noted that the peaks do not represent excited states of the oscillator. It is the spectral function of the resonant electron with the oscillator in the ground state and the different peaks show that the coupling term mixes the eigenstates of the isolated oscillator. The real part of the self-energy is always negative and given by $-\hbar\omega_0 g_1$, and all physical observables are invariant to $\lambda_1 \rightarrow -\lambda_1$ since linear coupling corresponds to a shifted harmonic oscillator and the direction of the shift is irrelevant.

The two-particle Green's function and inelastic scattering matrix can also be calculated exactly^{6,16} and the probability that an incoming electron scatters on the resonance and excites the oscillator from the ground state to the n th-excited state is

$$P_n^{(1)}(\varepsilon) = \Gamma^2 e^{-2g_1} \frac{g_1^n}{n!} |F_n^{(1)}(\varepsilon)|^2, \quad (14)$$

with

$$F_n^{(1)}(\varepsilon) = \sum_{k=0}^n (-1)^j \binom{n}{j} \times \sum_{l=0}^{\infty} \frac{g_1^l}{l!} \frac{1}{\varepsilon - \varepsilon_0 + (g_1 - j - l)\hbar\omega_0 + i\Gamma/2}.$$

The probability of exciting the n th vibrational state thus essentially conserves the Poisson distribution but the Lorentzians are replaced by the interference factor $|F_n(\varepsilon)|^2$. The results in Eqs. (13) and (14) can also be obtained using a disentangling theorem¹⁷ as shown in Appendix B.

D. Quadratic coupling

We will now consider a quadratic excited-state potential energy surface $V_1(x)$ which has a minimum that coincides with the ground-state minimum but has a different harmonic evolution. The potentials and coupling function corresponding to this is shown in Fig. 3. Alternatively we could regard this model as a second-order Taylor expansion of the phonon coupling function $\varepsilon_a(x)$ when the first-order contribution vanishes. The interaction term in the Hamiltonian becomes

$$H_I = \lambda_2 c_a^\dagger c_a (a^\dagger + a)^2, \quad (15)$$

with

$$\lambda_2 = \frac{\hbar}{2m\omega_0} \frac{1}{2} \left. \frac{\partial^2 (V_1 - V_0)}{\partial x^2} \right|_{x=x_0}. \quad (16)$$

In this work we will only consider bound excited-state potentials of the form $V_1(x) = m\omega_1^2(x - x_0)^2/2$ and we can then write

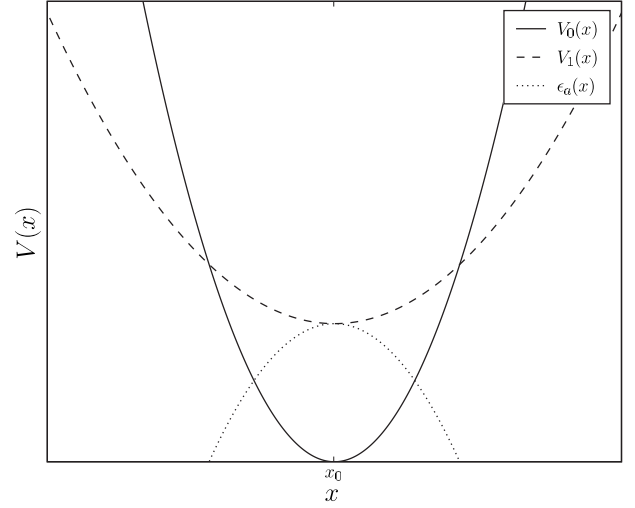


FIG. 3. A frequency shifted excited state gives rise to a quadratic coupling function: $\varepsilon_a(x) \sim x^2$.

$$\lambda_2 = \frac{(\hbar\omega_1)^2 - (\hbar\omega_0)^2}{4\hbar\omega_0}, \quad \omega_1 = \omega_0 \sqrt{1 + 4\lambda_2/\hbar\omega_0}. \quad (17)$$

In the wide band limit the electronic and bosonic degrees of freedom decouple and the boson propagator can be evaluated using a generalization of the Baker-Campbell-Hausdorff formula.¹⁷ As a result the retarded Green's function and spectral function can be calculated exactly. The derivation is shown in Appendix C and gives for the ground state

$$A_0^{(2)}(\omega) = \Gamma \sqrt{1 - g_2} \times \sum_{m=0}^{\infty} \frac{b_m g_2^m}{(\hbar\omega - \varepsilon_0 + \hbar(\omega_0 - \omega_1)/2 - 2m\hbar\omega_1)^2 + (\Gamma/2)^2}, \quad (18)$$

where

$$g_2 = \left(\frac{\omega_0 - \omega_1}{\omega_0 + \omega_1} \right)^2, \quad b_m = \frac{1}{m!} \left. \frac{\partial^m}{\partial x^m} (1 - x)^{-1/2} \right|_{x=0}.$$

This result is valid for $\omega_1 > 0$ which implies that $g_2 < 1$. Again, the spectral function is a sum of Lorentzians but with the m th peak damped by a factor of $b_m g_2^m$ instead of a Poisson's distribution. The real part of the self-energy is now given by half the frequency shift. The internal spacing between the peaks is $2\omega_1$ and we see that the quadratic coupling only mixes the oscillator ground state with the even excited states of $V_1(x)$. This is due to the mirror symmetry of $\varepsilon_a(x)$ which implies that only oscillator states with equal parity mix. In the quadratic case, the effective dimensionless coupling g_2 is not simply given by $\lambda_2^2/(\hbar\omega_0)^2$ as may have been anticipated, and thus the m th term in Eq. (18) does not correspond to a m th order perturbative calculation of $G_R^{(2)}(t)$ in λ_2 . The calculation leading to the exact result (18) is very different from the perturbative approach and we have checked that the second-order Taylor expansion of Eq. (18) indeed gives the result obtained from second-order perturbation theory.

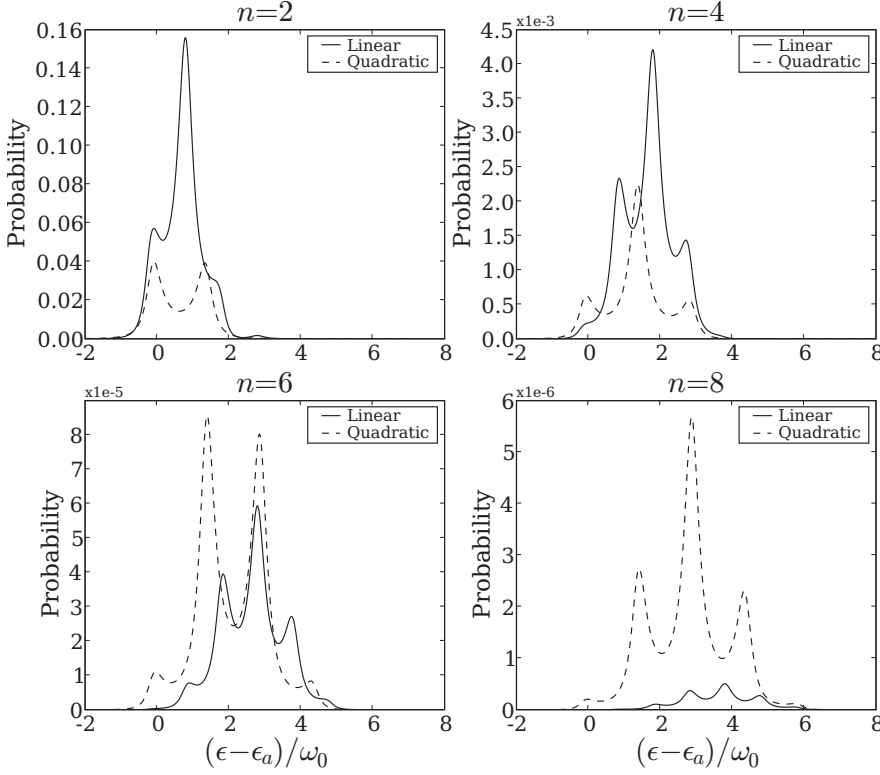


FIG. 4. Probabilities of making the transition $0 \rightarrow n$ through resonant inelastic scattering with linear and quadratic coupling. The parameters are $\Gamma/\hbar\omega_0=0.5$, $g_1=0.2$, and $\omega_1=0.75\omega_0$ ($g_2=0.02$). Even though $g_2 < g_1^2$ the quadratic coupling becomes dominating for large n due to the slowly decaying expansion coefficients. One should also note the spacing between peaks which is ω_0 for linear coupling and $2\omega_1$ for quadratic coupling. The centers of the probability distributions are approximately shifted by $n\omega_0/2$ for the linear coupling and $n\omega_1/2$ for the quadratic coupling relative to the bare resonance energy ϵ_0 , since this is where the binomial coefficients in Eqs. (14) and (19) have their maxima.

Although the spectral function (18) shows a series of peaks spaced by $2\omega_1$ it is only possible to excite an integer number of ω_0 through inelastic scattering. The reason is of course that the boson field is completely decoupled from the electronic states in the asymptotics of a scattering event and will thus be observed in a free oscillator eigenstate. Again, the symmetry of the quadratic coupling means that transitions involving an uneven number of bosons are forbidden. The two-particle Green's function and inelastic scattering matrix are calculated in Appendix A and the probability for an incoming hot electron to excite $2n$ quanta of oscillation when initially in the ground state is

$$P_{2n}^{(2)}(\epsilon) = \Gamma^2 (1 - g_2) b_n g_2^n |F_n^{(2)}(\epsilon)|^2 \quad (19)$$

with

$$F_n^{(2)}(\epsilon) = \sum_{j=0}^n (-1)^j \binom{n}{j} \sum_{k=0}^{\infty} \sum_{l=0}^{\infty} \frac{b_l g_2^{k+l} (n+k-1)!}{k! (n-1)!} \\ \times \frac{1}{\epsilon - \epsilon_0 + (\hbar\omega_0 - \hbar\omega_1)/2 - 2(j+k+l)\hbar\omega_1 + i\Gamma/2}.$$

The structure is very similar to the case of linear coupling. With linear coupling the probability for an electron to create n bosons is proportional to the n th order Taylor expansion of e^{g_1} and normalized by e^{-2g_1} whereas in the quadratic case the probability to create $2n$ bosons is proportional to the n th order Taylor expansion of $(1-g_2)^{-1/2}$ and normalized by $(1-g_2)$. In the context of EELS and plasmon excitations one would now observe a series of peaks spaced by $2\omega_0$. If the plasma frequency is not known the spacing itself cannot give clues to whether linear or quadratic coupling governs the transitions, but one could use the relative amplitude between

peaks since these follow a Poisson distribution if linear coupling dominates and the distribution $b_n g_2^n$ if quadratic coupling dominates. If both linear and quadratic coupling are present one would observe a coupling-dependent enhancement of every second peak.

In a model with linear coupling, the probability of exciting $2n$ vibrational quanta is proportional to g_1^{2n} whereas it is proportional to g_2^n in a quadratic coupled model. This implies that if $g_2 > g_1^2$ a quadratic coupling term will give rise to larger inelastic scattering probabilities than a linear term. Even with $g_2 < g_1^2$ a quadratic coupling term may have stronger effect for large n since the expansion coefficients of $(1-x)^{-1/2}$ decay slower than those of e^x . This is illustrated in Fig. 4, where the probability of transferring n vibrational quanta to the ground state is shown for linear and quadratic coupling.

III. APPLICATION TO HOT-ELECTRON-MEDIATED DESORPTION

As an example of a system where the dynamics can be approximated by a local polaron model, we consider the problem of hot-electron-mediated energy transfer on a metal surface. Such an energy transfer can lead to desorption of adsorbed molecules¹⁸⁻²⁵ or induce chemical reactions which cannot proceed by thermal heating.²⁶ The conceptual picture of the process is the following: hot electrons are generated in the metal by means of an MIM device or a femtosecond laser. The hot electrons may then interact with a chemisorbed molecule by tunneling from the metal to an unoccupied molecular state and excite vibrational states in the molecule. If enough energy is transferred to the molecule either by a

single or multiple scattering events, the molecule may eventually desorb or break an internal chemical bond. As a particular example we will calculate transition probabilities for CO adsorbed on Cu(100).

To calculate inelastic scattering probabilities within the local polaron model we need to obtain the coupling function $\varepsilon_a(x)$. As described in Sec. II B, we can fix the molecule at different positions and calculate the potential-energy surfaces $V_1(x)$ and $V_0(x)$ at each point and $\varepsilon_a(x) = V_1(x) - V_0(x)$. Model (1) does not directly contain Coulomb interactions between electrons, but these are included in the calculation of $\varepsilon_a(x)$ which thus becomes an effective coupling that is supposed to contain all the electronic interactions associated with the excited state of the molecule.

The potential energies $V_1(x)$ and $V_0(x)$ have been obtained using the code GPAW^{27,28} which is a real-space density-functional theory (DFT) code that uses the projector augmented wave method.^{29,30} In all our calculations we used the revised Perdew-Burke-Ernzerhof (RPBE) exchange-correlation functional³¹ since this has been designed to perform well for molecules adsorbed on surfaces, and has been shown to perform better than the original PBE functional³² for adsorbed molecules.

We set up a Cu(100) surface consisting of three atomic layers with the top layer being relaxed. 10 Å of vacuum has then been introduced above the slab and 0.50 monolayer of adsorbate molecules relaxed at top sites which is the preferred adsorption site. Both molecules adsorb with their molecular axis perpendicular to the surface with O pointing away from the surface. We then did a normal mode analysis and mapped out the three ground-state potential-energy functions $V_0(x_i)$ corresponding to the two normal modes that involve the perpendicular degrees of freedom and a frustrated rotation. The perpendicular modes roughly correspond to an internal stretch $d = x_O - x_{C(N)}$ and center of mass $z = (m_O x_O + m_{C(N)} x_{C(N)}) / (m_O + m_{C(N)})$. We do not include the three remaining molecular modes since one is another frustrated rotation with identical properties to the one considered, and the two frustrated translations are only weakly coupled to the resonant electron and are not expected to play a significant role in the femtochemistry. In all calculations we use a $p(2 \times 2)$ cell, sample 12 irreducible k points in the surface plane, and use a grid spacing of 0.2 Å.

To find the excited-state potential energies $V_1(x_i)$ corresponding to the three normal modes of interest, we have used the method of linear expansion Δ SCF which has been published in a previous work³³ and implemented in GPAW. In the previous publication we have tested the method against inverse photoemission spectroscopy, and found that it performed well for molecules chemisorbed on surfaces.³³ In each step of the self-consistency cycle an electron is removed from the Fermi level, the density of an excited state is added to the total density and the band energy of this state is added to the total energy. To get the band energy right we need to expand the excited state on the Kohn-Sham orbitals found in each iteration. The method is thus a generalization of the usual Δ SCF where occupation numbers are changed. Instead of changing occupation numbers we occupy an orbital which is not an eigenstate of the Kohn-Sham Hamiltonian, but a superposition of eigenstates in such a way that

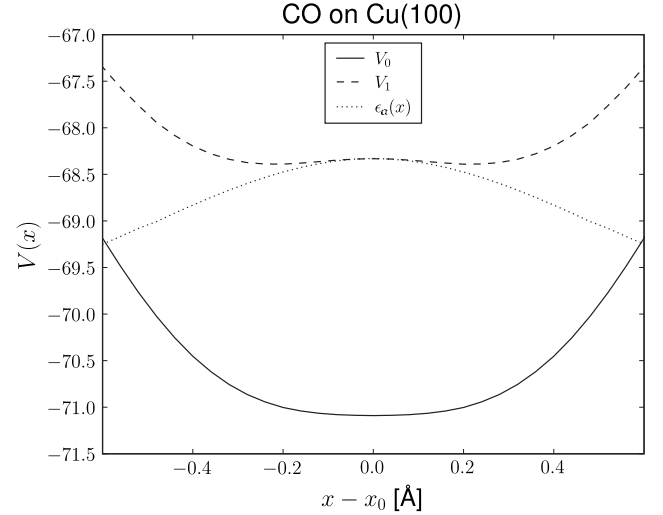


FIG. 5. Potential energy surfaces along the frustrated rotation mode of CO adsorbed on a Cu(100) surface. The coordinate x is a generalized coordinate representing the deviation from equilibrium. $x=0.4$ corresponds to a 24° angular deviation from the perpendicular position.

the state is as close as possible to the original molecular state. In the present case the excited state is the antibonding 2π orbital of CO. In Fig. 5 we show the ground and excited-state potential-energy surfaces corresponding to the frustrated rotation along with $\varepsilon_a(x)$. It is clear that the excited-state potential is not exactly a quadratic potential and the parameter λ_2 which we need to calculate transition probabilities will depend on how we fit this potential to a quadratic form. However the width of the Gaussian ground-state vibrational wave function corresponds to $x=0.08$ Å and for low lying excitations we can thus use this region of the potential which is rather flat. In fact, a closer look at the excited-state potential reveals that the ground-state minimum geometry actually has an unstable extremum in the excited state, but since the curvature is rather small we will simply approximate it by a constant potential. For both perpendicular modes we find that $\varepsilon_a(x_i) \sim x_i$ and quadratic coupling can thus be neglected. In contrast, due to symmetry the excited-state potential energy of frustrated rotation is invariant to $x_i \rightarrow -x_i$ and the linear coupling term thus vanishes. We have calculated the excitation energy to $\varepsilon_a(x_0) = 2.8$ eV and the resonance width is estimated from the Kohn-Sham projected density of states to $\Gamma \approx 1.0$ eV. In Table I, we display the calculated parameters corresponding to the three modes.

TABLE I. Parameters for CO adsorbed on Cu(100). All numbers are in eV. Note that while the quadratic coupling for the two perpendicular modes is very small and thus neglectable, the linear coupling of frustrated rotation vanishes exactly due to symmetry.

Mode	$\hbar\omega$	λ_1	λ_2
Frustrated rotation	0.037	0	-0.009
Center of mass	0.043	-0.006	~ 0
Internal stretch	0.248	-0.170	~ 0

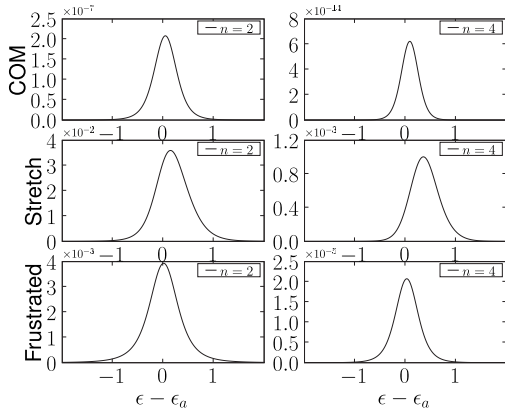


FIG. 6. Probabilities of exciting two and four quanta of vibrations to the center-of-mass, internal stretch and frustrated rotation modes CO adsorbed on Cu(100).

We note that when calculating transition probabilities we should include all modes in model (1), because even if the modes are not coupled directly they have an indirect coupling since they all interact with the resonance. It is possible to obtain expressions for the scattering matrix including more than one mode, but these are rather complicated to handle and for weakly coupled systems the physics can usually be extracted from three one-mode models.¹⁶ In Fig. 6 we show the calculated probabilities for a hot electron to excite the different modes of CO adsorbed on Cu(100). The internal stretch and frustrated rotation show transition probabilities on the same order of magnitude whereas the center-of-mass vibrations are very unlikely to get excited. This is in accord with calculations of the electronic friction coefficients of this system^{34,35} which is very closely related to the coupling function $\varepsilon_a(x)$.¹⁴ The frequency of internal vibration is five times larger than both the center-of-mass and frustrated rotation frequencies and as previously shown¹⁶ the stretch mode will completely dominate the total energy transfer. Thus, in a simple model where hot-electron-mediated desorption²² is reduced to calculating the probability of transferring the chemisorption energy to the adsorbate, the internal mode governs the desorption probability. Nevertheless, our estimate of Γ is based on the Kohn-Sham density of states which may give a poor description of the electronic spectral function $A^0(\omega)$. If Γ is significantly smaller than our estimate, the quadratically coupled frustrated rotation will play an important role in hot-electron-mediated desorption for this system.

IV. SUMMARY AND DISCUSSION

We have calculated the spectral function and inelastic scattering amplitudes in a local polaron model with quadratic coupling to bosons. The probability of exciting n bosons is found to be damped by a distribution function given by the n th Taylor expansion of $1/\sqrt{1-g^2}$ which decays much slower than the Poisson distribution appearing in a linearly coupled model. Hence for comparable values of linear and quadratic coupling constants, a quadratic term will dominate inelastic scattering probabilities involving a large number of bosonic excitations.

As an application we have considered the problem of hot-electron-mediated vibrational excitations of molecules adsorbed on metal surfaces. The coupling constants were calculated from the excitation energy along the molecular normal modes using delta self-consistent field DFT. It was found that quadratic coupling is important for exciting the frustrated rotations since this mode does not couple linearly due to symmetry.

A major approximation in the model is the quadratic assumption for the ground-state potential. In our numerical example with HEFatS it is clear from Fig. 5 that the potentials is not exactly quadratic. For the center-of-mass mode the situation is even worse and a Morse potential is much better suited to describe this mode. The anharmonic deviations are likely to have a significant effect on high lying excited states but renders the model much more complicated. In fact, since the coupling to the internal stretch mode seems to govern the rate of energy transfer,¹⁶ one has to assume that the energy is readily redistributed to other degrees of freedom and anharmonic coupling is thus expected to play a vital role in the actual desorption process.

The wide band limit has been essential in the derivation of scattering amplitudes, and we do not have the means to solve the model (with linear or quadratic coupling) exactly beyond this approximation. The limit is a good approximation for an adsorbate interacting with a metallic s - p band, but tend to fail when the dominating interaction is with a localized band such as the d band of the transition metals. Since, the Kohn-Sham projected density of states of CO on Cu(111) is well approximated with a Lorentzian we believe that the essential physics of that system can be modeled in the wide band limit. However, it would be very interesting to do perturbation theory with the general retarded Green's function (3) to examine the effect of energy dependence in the electronic self-energy.

ACKNOWLEDGMENTS

We are grateful to Karsten Jacobsen for his advice and help with the path-integral representation of the Newns-Anderson model and to Jakob Schiøtz for helpful comments and guidance into the exciting field of Hot-Electron Femtochemistry. The Center for Individual Nanoparticle Functionality (CINF) is sponsored by the Danish National Research Foundation. This work was supported by the Danish Center for Scientific Computing.

APPENDIX A: DECOUPLING OF ELECTRONIC AND BOSONIC DEGREES OF FREEDOM IN THE WIDE BAND LIMIT

1. Path-integral representation of the Newns-Anderson retarded Green's function

The path-integral representation of propagators often give a renewed insight into the underlying physics, although the mathematical complexity can be somewhat larger. By writing the Newns-Anderson retarded Green's function as a sum over paths, we see that each path can be understood as sequence of jumps from the resonance to the metallic band and

we then have to sum over all possible time intervals between each jump. In the wide band limit the time spend in the metal band goes to zero and the electron thus spends all the time of propagation in the resonant state. The Newns-Anderson model is given by Eq. (1) with $\varepsilon_a(x) = \varepsilon_a(x_0) = \varepsilon_0$,

$$H_0 = \varepsilon_0 c_a^\dagger c_a + \sum_k \varepsilon_k c_k^\dagger c_k + \sum_k (V_{ak} c_a^\dagger c_k + V_{ak}^* c_k^\dagger c_a) \quad (\text{A1})$$

and

$$G_R^0(t) = -i\theta(t)\langle a | e^{-iHt} | a \rangle. \quad (\text{A2})$$

The path-integral representation is derived by dividing the time interval t in N intervals of length $\Delta t = t/N$. When N becomes sufficiently large we can take $e^{-iHt} = (e^{-iH\Delta t})^N \approx (1 - iH\Delta t)^N$. We then insert $N-1$ complete sets of states $|n\rangle$ such that the Green's function becomes a sum over N -fold products of matrix elements

$$G_R^0(t) \approx -i\theta(t) \sum_{n_1, n_2, \dots, n_{N-1}} \langle a | 1 - iH_0\Delta t | n_1 \rangle \langle n_1 | 1 - iH_0\Delta t | n_2 \rangle \cdots \langle n_{N-1} | 1 - iH_0\Delta t | a \rangle. \quad (\text{A3})$$

Assuming that $\langle a | k \rangle = 0$ the states $|n\rangle$ can either be $|a\rangle$ or $|k\rangle$ and the matrix elements $\langle a | 1 - iH_0\Delta t | a \rangle = e^{-i\varepsilon_0\Delta t}$, $\langle k_1 | 1 - iH_0\Delta t | k_2 \rangle = \delta_{k_1 k_2} e^{-i\varepsilon_k\Delta t}$, and $\langle a | 1 - iH_0\Delta t | k \rangle = -iV_{ak}\Delta t$ represent propagation in the resonance, propagation in the band and, a jump from band to the resonance, respectively. When we take the limit $N \rightarrow \infty$, Eq. (A3) becomes formally exact and the jumps between band and resonance become instantaneous. It is then most convenient to order the terms in Eq. (A3) according to the number of jumps. Since the end points of the time interval are at the resonance, a jump into the band has to be accompanied by a jump back into the resonance and each such ‘‘band excursion’’ comes with a factor of $-\sum_k |V_{ak}|^2 e^{-i\varepsilon_k\tau_i}$, where τ_i is the time spend in the i th excursion into band. It is also clear that p excursions into the resonance have to be accompanied by $p+1$ resonant propagation factors $e^{-i\varepsilon_0\sigma_i}$, where σ_i is the i th time interval in the resonant state. Finally, for a given number of band excursion we have to integrate over all possible bands and resonance time intervals and the retarded Green's function becomes

$$G_R^0(t) = -i \int_0^\infty d\sigma_0 e^{-i\varepsilon_0\sigma_0} \sum_{p=0}^\infty \left(- \int_0^\infty \int_0^\infty d\sigma d\tau \right. \\ \left. \times \sum_k |V_{ak}|^2 \exp -i\varepsilon_k\tau \exp -i\varepsilon_0\sigma \right)^p \\ \times \delta\left(\sigma_0 + \sum_j (\sigma_j + \tau_j) - t\right), \quad (\text{A4})$$

where the delta function has been introduced to ensure that the time intervals sum to t and the theta function has become redundant. We can use the delta function to eliminate the σ_i integration variables and get

$$G_R^0(t) = \int \mathcal{D}\chi e^{iS_0(\chi)} \\ = -ie^{-i\varepsilon_0 t} \int_0^\infty d\sigma_0 \sum_{p=0}^\infty \left[- \int_0^\infty \int_0^\infty d\sigma d\tau \Gamma(\tau) \right]^p \\ \times \delta\left[\sigma_0 + \sum_j (\sigma_j + \tau_j) - t\right], \quad (\text{A5})$$

with

$$\Gamma(t) \equiv \sum_k |V_{ak}|^2 \exp -i(\varepsilon_k - \varepsilon_0)t = \int_{-\infty}^\infty \frac{d\omega}{2\pi} \Gamma(\omega) e^{-i(\omega - \varepsilon_0)t}. \quad (\text{A6})$$

By using that $\delta(t) = (1/2\pi) \int d\omega e^{i\omega t}$ it is now possible to evaluate Eq. (A5) and recover Eq. (3). In the wide band limit, $\Gamma(t) = \Gamma \delta(t)$, which implies that the electron does not spend any time in the band and the retarded Green's function becomes a sum over paths which are composed of *instantaneous* excursions into the band. We use the notation χ to represent a position in state space and $\int \mathcal{D}\chi e^{iS_0(\chi)}$ as a formal expression representing the sum over all paths weighted by the Newns-Anderson action S_0 .

2. Resonant electron in a bosonic environment

We now proceed with full Hamiltonian (1). Introducing the bosonic coordinate x the full retarded Green's function (with the boson field in the state x_0) can be written

$$G_R(x_0; t) = \int \mathcal{D}\chi \mathcal{D}x e^{iS_0(\chi) + iS_B(x) + iS_I(\chi, x)}, \quad (\text{A7})$$

where $S_0(\chi)$ is the Newns-Anderson action, $S_B(x)$ is the free bosonic action corresponding to the Hamiltonian $H_B = \omega_0 a^\dagger a$, and S_I is the interaction part of the action corresponding to the Hamiltonian $H_I = c_a^\dagger c_a \varepsilon_a(x)$. However, there is a much nicer way to handle the coupling to the boson field. One can think of the bosons as an environment influencing the paths of the resonant electron and it can be shown that the Green's function can be written as^{36,37}

$$G_R(x_0; t) = \int \mathcal{D}\chi e^{iS_0(\chi)} \langle x_0 | \tilde{U}(\chi; t) | x_0 \rangle, \quad (\text{A8})$$

with the environment time evolution operator

$$\tilde{U}(\chi; t) = e^{iH_B t} \mathcal{T} e^{-i \int_0^t dt' \tilde{H}_I(\chi(t'))}, \quad (\text{A9})$$

where $\tilde{H}_I[\chi(t')] = H_B + H_I[\chi(t')]$ is the environment Hamiltonian evaluated on an electronic state fixed at χ and \mathcal{T} denotes time ordering. Thus, the price we pay in separating bosonic and electronic degrees of freedom is an explicit path dependence in the environment part of the propagator. In general it is not possible to evaluate $\tilde{H}_I[\chi(t')]$ on all possible paths but in the wide band limit it is particularly simple. The reason is that the resonant electron stays on the resonance in all possible paths and the environment Hamiltonian is therefore *independent* of the electronic path. In fact, the environment propagator becomes $\tilde{U}(\chi; t) = e^{i\omega a^\dagger a t} e^{-i\omega a^\dagger a t - i\varepsilon_a(x)t}$ and

the electronic and bosonic degrees of freedom completely decouple in the retarded Green's function

$$\begin{aligned} G_R(n;t) &= G_R^0(t)G_B(n;t), \quad G_B(n;t) \\ &= \langle n | e^{i\omega a^\dagger a t} e^{-i\omega a^\dagger a t - i\varepsilon_a(x)t} | n \rangle. \end{aligned} \quad (\text{A10})$$

The situation is very similar for the two-particle Green's function,

$$\begin{aligned} G(n;\tau,s,t) &= \theta(s)\theta(t)\langle n | c_a(\tau-s)c_a^\dagger(\tau)c_a(t)c_a^\dagger(0) | n \rangle \\ &= \theta(s)\theta(t)\langle n | \hat{c}_a(\tau-s)U(\tau-s,\tau)\hat{c}_a^\dagger(\tau)\hat{c}_a(t) \\ &\quad \times U(t,0)\hat{c}_a^\dagger(0) | n \rangle. \end{aligned}$$

The resonant electron is first propagated forward in time from 0 to t and then backward in time from τ to $\tau-s$. The interaction vanishes between the $c^\dagger(\tau)$ and $c(t)$ because the resonant state is unoccupied here. Again, the full Green's function can be written in terms of a bosonic influence propagator and in the wide band limit the electronic and bosonic degrees of freedom decouple so

$$G(n;\tau,s,t) = G_R^0(t)\bar{G}_R^0(s)G_B(n;\tau,s,t) \quad (\text{A11})$$

with

$$G_B(n;\tau,s,t) = \langle n | e^{iH_0(\tau-s)} e^{i[H_0+\varepsilon_a(x)]s} e^{-iH_0\tau} e^{iH_0t} e^{-i[H_0+\varepsilon_a(x)]t} | n \rangle. \quad (\text{A12})$$

This can be seen by applying the arguments above to both of the time evolution operators and the fact that $G^0(\tau,s,t) = G_R^0(t)\bar{G}_R^0(s)$.

We observe that for any coupling function $\varepsilon_a(x)$ the above form of the two-particle Green's function implies that $G(n;t,t,t) = |G_R^0(t)|^2$. This means that in the wide band limit, the resonant lifetime is unaffected by the phonon coupling since the probability of finding the electron in the state $|a\rangle$ at time t (and the oscillator in any state $|m\rangle$) given that it was there at $t=0$ (where the oscillator was in the state $|n\rangle$) is

$$\begin{aligned} p_a(n;t) &= \sum_{m=0}^{\infty} |\langle m,a;t | n,a;0 \rangle|^2 \\ &= \sum_{m=0}^{\infty} |\langle m | c_a(t)c_a^\dagger | n \rangle|^2 = \langle n | c_a c_a^\dagger(t) c_a(t) c_a^\dagger | n \rangle \\ &= G(n;t,t,t) = |G_R^0(t)|^2 = e^{-\Gamma t}. \end{aligned} \quad (\text{A13})$$

So, in the wide band limit the resonant state always has a well-defined lifetime given by $T_a = \hbar/\Gamma$

The problem of calculating the inelastic scattering matrix has now been reduced to evaluating the phonon propagator $G_B(n;\tau,s,t)$. In general this is not an easy task, but we will show that in the case of linear and quadratic coupling terms we can use a disentangling theorem¹⁷ to write the exponential operators in a form that allows a direct evaluation of the expectation value. The theorem is a generalization of the Baker-Campbell-Hausdorff theorem and states that if A , B , and C are three operators with a closed commutator algebra then $e^{A+B+C} = h e^{\alpha A} e^{\beta B} e^{\gamma C}$, where h , α , β , and γ are known functions of a, b, c , and the commutation parameters.

APPENDIX B: GREEN'S FUNCTIONS WITH LINEAR COUPLING TO BOSONS

1. Single-particle Green's function

Model (1) with linear coupling function given by

$$\varepsilon_a(x) = \lambda_1(a^\dagger + a) \quad (\text{B1})$$

is well known and the one-particle Green's functions can be obtained exactly in the wide band limit by a canonical transformation.^{6,15} Here we derive it using the formalism above and the disentangling theorem.¹⁷ To obtain the one-particle Green's function we need to evaluate the boson propagator

$$G_B^{(1)}(n;t) = \langle n | e^{i\omega_0 t a^\dagger a} e^{-i\omega_0 [a^\dagger a + \lambda_1(a+a^\dagger)/\omega_0]} | n \rangle. \quad (\text{B2})$$

Using the disentangling theorem on the second exponential operator leads directly to the expression

$$\begin{aligned} G_B^{(1)}(n;t) &= e^{in\omega_0 t} e^{-g_1(1-i\omega_0 t - e^{-i\omega_0 t})} \\ &\quad \times \langle n | e^{-\lambda_1/\omega_0(1-e^{-i\omega_0 t})} a^\dagger e^{\lambda_1/\omega_0(1-e^{-i\omega_0 t})} a e^{-i\omega_0 t a^\dagger a} | n \rangle \\ &= e^{-g_1(1-i\omega_0 t - e^{-i\omega_0 t})} L_n[g_1 | 1 - e^{i\omega_0 t} |^2], \quad g_1 = \left(\frac{\lambda_1}{\omega_0} \right)^2, \end{aligned} \quad (\text{B3})$$

where $L_n(x)$ is the n th Laguerre polynomial. To obtain ground-state spectral function (13) we Taylor expand $\exp(g_1 e^{i\omega_0 t})$, perform a Fourier transformation, and take the imaginary part.

2. Two-particle Green's function

The procedure can also be used to obtain the two-particle Green's function. The object of interest is now the two-particle boson propagator which we write as

$$\begin{aligned} G_B^{(1)}(n;\tau,s,t) &= \langle n | e^{i\omega_0(\tau-s)a^\dagger a} e^{i\omega_0 s [a^\dagger a + \lambda_1(a+a^\dagger)/\omega_0]} e^{-i\omega_0 \tau a^\dagger a} e^{i\omega_0 t a^\dagger a} \\ &\quad \times e^{-i\omega_0 t [a^\dagger a + \lambda_1(a+a^\dagger)/\omega_0]} | n \rangle \\ &= e^{in\omega_0(\tau-t)} e^{-g_1(1-i\omega_0 t - e^{-i\omega_0 t})} e^{-g_1(1+i\omega_0 s - e^{-i\omega_0 s})} \\ &\quad \times \langle n | e^{\lambda_1/\omega_0(1-e^{-i\omega_0 s})} a^\dagger e^{-\lambda_1/\omega_0(1-e^{-i\omega_0 s})} a e^{i\omega_0(t-\tau)a^\dagger a} \\ &\quad \times e^{-\lambda_1/\omega_0(1-e^{-i\omega_0 t})} a^\dagger e^{\lambda_1/\omega_0(1-e^{-i\omega_0 t})} a | n \rangle, \end{aligned} \quad (\text{B4})$$

where we used two different forms of the disentangling theorem to move $e^{i\omega_0 s a^\dagger a}$ and $e^{-i\omega_0 t a^\dagger a}$ to the left and right, respectively. We then use the theorem again to move $e^{i\omega_0(t-\tau)a^\dagger a}$ to the left and obtain

$$\begin{aligned} G_B^{(1)}(n;\tau,s,t) &= e^{-g_1[2-i\omega_0(t-s) - e^{-i\omega_0 t} - e^{-i\omega_0 s}]} \\ &\quad \times \langle n | e^{\lambda_1/\omega_0(1-e^{-i\omega_0 s})} e^{-i\omega_0(t-\tau)a^\dagger a} \\ &\quad \times e^{-\lambda_1/\omega_0(1-e^{-i\omega_0 s})} e^{i\omega_0(t-\tau)a^\dagger a} e^{-\lambda_1/\omega_0(1-e^{-i\omega_0 t})} a^\dagger \\ &\quad \times e^{\lambda_1/\omega_0(1-e^{-i\omega_0 t})} a | n \rangle. \end{aligned}$$

Finally, we can use the Baker-Campbell-Hausdorff theorem to collect all lowering operators at the right. The evaluation of the remainder gives a Laguerre polynomial and the result is

$$G_B^{(1)}(n; \tau, s, t) = e^{ig_1\omega_0(t-s)} e^{-g_1f_{\omega_0}(\tau, s, t)} L_n([g_1(f_{\omega_0} + f_{\omega_0}^*)]), \quad (\text{B5})$$

with

$$f_{\omega_0}(\tau, s, t) = 2 - e^{-i\omega_0 t} - e^{i\omega_0 s} + e^{-i\omega_0 \tau} (1 - e^{i\omega_0 t}) (1 - e^{i\omega_0 s}). \quad (\text{B6})$$

The inelastic scattering matrix has previously been derived^{6,16} and we will not repeat the calculation here.

APPENDIX C: GREEN'S FUNCTIONS WITH QUADRATIC COUPLING TO BOSONS

1. Single-particle Green's function

We now consider a quadratic coupling function of the form

$$\varepsilon_a(x) = \lambda_2(a^\dagger + a)^2. \quad (\text{C1})$$

To obtain the retarded Green's function we would like to calculate the boson propagator

$$\begin{aligned} G_B^{(2)}(n; t) &= \langle n | e^{i\omega_0 a^\dagger a} e^{-i\omega_0 a^\dagger a t - i\lambda_2(a^\dagger a + aa^\dagger + aa^\dagger a^\dagger) t} | n \rangle \\ &= e^{ni\omega_0 t} e^{-i\lambda_2 t} \langle n | e^{-i(\omega_0 + 2\lambda_2) a^\dagger a t - i\lambda_2(aa + a^\dagger a^\dagger) t} | n \rangle. \end{aligned} \quad (\text{C2})$$

We proceed by disentangling the exponential operator

$$e^{-i(\omega_0 + 2\lambda_2) a^\dagger a t - i\lambda_2(aa + a^\dagger a^\dagger) t} = e^{i\lambda_2 t} e^{i\omega_0/2 t} e^{g/2} e^{fa^\dagger a^\dagger} e^{fe^{-2g} aa} e^{ga^\dagger a}, \quad (\text{C3})$$

where

$$\begin{aligned} f(t) &= \frac{-\lambda_2 \tanh(i\omega_1 t)}{\omega_1 + (\omega_0 + 2\lambda_2) \tanh(i\omega_1 t)}, \\ g(t) &= -\ln \left[\cosh(i\omega_1 t) + \frac{\omega_0 + 2\lambda_2}{\omega_1} \sinh(i\omega_1 t) \right], \end{aligned} \quad (\text{C4})$$

and $\omega_1 = \omega_0(1 + 4\lambda_2/\omega_0)^{1/2}$. This is valid for a bound excited-state potential with positive second derivative in which case the argument of the square root is positive. In the case of an unbound excited-state potential, the functions f and g involve real hyperbolic functions and the spectral function acquires a qualitatively different structure. Acting with the operator e^{aaa} on a state $|n\rangle$ gives

$$e^{aaa}|n\rangle = \sum_{l=0}^{[n/2]} \frac{\alpha^l}{l!} \left(\frac{n!}{(n-2l)!} \right)^{1/2} |n-2l\rangle, \quad (\text{C5})$$

where $[n/2]$ means the integer part of $n/2$. Collecting it all and noting that $f(t)e^{-g(t)} = \frac{-\lambda_2}{\omega_1} \sinh(i\omega_1 t)$ gives the retarded Green's function in the wide band limit

$$\begin{aligned} G_R^{(2)}(n; t) &= -i\theta(t) e^{(-i\varepsilon_0 - \Gamma/2)t} e^{i(n+1/2)\omega_0 t} (\cosh(i\omega_1 t) \\ &\quad + \frac{\omega_0 + 2\lambda_2}{\omega_1} \sinh(i\omega_1 t))^{-n-1/2} \sum_{l=0}^{[n/2]} \frac{h^{2l}}{(l!)^2} \frac{n!}{(n-2l)!} \end{aligned}$$

with

$$h = \frac{\lambda_2}{\omega_1} \sinh(i\omega_1 t) \quad (\text{C6})$$

To find the spectral function of the oscillator ground state we Taylor expand the square root and obtain

$$\begin{aligned} G_R^{(2)}(n=0; t) &= \\ &= -i\theta(t) e^{(-i\varepsilon_0 - \Gamma/2)t} e^{i\omega_0 t/2} e^{-i\omega_1 t/2} \left(\frac{\omega_1 + \omega_0 + 2\lambda_2}{2\omega_1} \right)^{-1/2} \\ &\quad \times \left(1 - \frac{\omega_0 - \omega_1 + 2\lambda_2}{\omega_0 + \omega_1 + 2\lambda_2} e^{-2i\omega_1 t} \right)^{-1/2} \\ &= -i\theta(t) e^{(-i\varepsilon_0 - \Gamma/2)t} e^{i\omega_0 t/2} \left(\frac{\omega_1 + \omega_0 + 2\lambda_2}{2\omega_1} \right)^{-1/2} \\ &\quad \times \sum_{m=0}^{\infty} b_m g_2^m \exp -i(2m+1/2)\omega_1 t, \quad \omega_1 > 0 \end{aligned} \quad (\text{C7})$$

with

$$\begin{aligned} g_2 &= \frac{\omega_0 - \omega_1 + 2\lambda_2}{\omega_0 + \omega_1 + 2\lambda_2} = \left(\frac{\omega_0 - \omega_1}{\omega_0 + \omega_1} \right)^2, \\ b_m &= \frac{1}{m!} \frac{\partial^m}{\partial x^m} (1-x)^{-1/2} \Big|_{x=0}. \end{aligned} \quad (\text{C8})$$

Fourier transforming and taking the imaginary part then give

$$\begin{aligned} A_0^{(2)}(\omega) &= \Gamma \sqrt{1-g_2} \\ &\quad \times \sum_{m=0}^{\infty} \frac{b_m g_2^m}{[\omega - \varepsilon_0 + (\omega_0 - \omega_1)/2 - 2m\omega_1]^2 + (\Gamma/2)^2}, \\ &\quad \omega_1 > 0, \end{aligned} \quad (\text{C9})$$

where we also used that $2\omega_1/(\omega_1 + \omega_0 + 2\lambda_2) = 1 - g_2$. Note that the condition of $\omega_1 > 0$ implies that $g_2 < 1$.

2. Two-particle Green's function

We now need the propagator

$$\begin{aligned} G_B^{(2)}(n; \tau, s, t) &= \langle n | e^{i\omega_0 a^\dagger a(\tau-s)} e^{i(\omega_0 + 2\lambda_2) a^\dagger a s + i\lambda_2(aa + a^\dagger a^\dagger) s} \\ &\quad \times e^{-i\omega_0 a^\dagger a \tau} e^{i\omega_0 a^\dagger a t} e^{-i(\omega_0 + 2\lambda_2) a^\dagger a t - i\lambda_2(aa + a^\dagger a^\dagger) t} | n \rangle \\ &= e^{in\omega_0(\tau-s)} \sum_{m=0}^{\infty} \exp im\omega_0(t-\tau) \langle n | \\ &\quad \times \exp i(\omega_0 + 2\lambda_2) a^\dagger a s + i\lambda_2(aa + a^\dagger a^\dagger) s | m \rangle \\ &\quad \times \langle m | \exp -i(\omega_0 + 2\lambda_2) a^\dagger a t \\ &\quad - i\lambda_2(aa + a^\dagger a^\dagger) t | n \rangle. \end{aligned} \quad (\text{C10})$$

We restrict the calculation to the ground-state two-particle Green's function which using disentangled expression (C3) becomes

$$G^{(2)}(n=0; \tau, s, t) = G_R^0(t) \bar{G}_R^0(s) e^{i\omega_0(t-s)/2} e^{g(t)/2 + g(-s)/2} \\ \times \sum_{m=0}^{\infty} \exp 2im\omega_0(t-\tau) \frac{f^m(t) f^m(-s) (2m)!}{(m!)^2}. \quad (\text{C11})$$

It is also possible to obtain a closed expression that does not involve the infinite sum, since instead of inserting a complete set in Eq. (C10) we could have brought all lowering operators to the left by repeated use of the disentangling theorem. However, to calculate the inelastic scattering matrix Eq. (7) we need to integrate over τ which is more convenient in the present form. Performing the τ integral and using the resulting delta function to replace $2m\omega_0$ with $\varepsilon - \varepsilon'$ leaves the two remaining integrals as complex conjugates. We note that $b_m = (2m)! / 4^m (m!)^2$ and write

$$R^{(2)}(\varepsilon', \varepsilon) = \Gamma^2 \sum_{m=1}^{\infty} 4^m b_m \delta(\varepsilon - \varepsilon' - 2m\omega_0) |D_m(\varepsilon)|^2, \quad (\text{C12})$$

with

$$D_m = \int_0^{\infty} dt e^{-i(\varepsilon_0 - \varepsilon - \omega_0/2 - i\Gamma/2)t} \left(\cosh(i\omega_1 t) + \frac{\omega_0 + 2\lambda_2}{\omega_1} \sinh(i\omega_1 t) \right)^{-1/2} \\ \times \left(\frac{-\lambda_2 \tanh(i\omega_1 t)}{\omega_1 + (\omega_0 + 2\lambda_2) \tanh(i\omega_1 t)} \right)^m.$$

The reason we have excluded the $m=0$ term is that it does not give rise to inelastic scattering and the elastic part of the scattering matrix have an additional term that we do not consider here.⁶ This expression implies that quadratic coupling can only give rise to inelastic scattering events involving an even number of vibrational quanta. This is also true if the initial state is not the ground state since from Eq. (C10) we see that in general $(m-n)$ has to be even. To evaluate the inelastic scattering matrix we note that

$$\left(\frac{-\lambda_2 \tanh(i\omega_1 t)}{\omega_1 + (\omega_0 + 2\lambda_2) \tanh(i\omega_1 t)} \right)^m \\ = \left(\frac{-\lambda_2}{\omega_1 + \omega_0 + 2\lambda_2} \right)^m (1 - e^{-2i\omega_1 t})^m \left(\frac{1}{1 - g_2 e^{-2i\omega_1 t}} \right)^m \\ = \frac{g_2^{m/2}}{2^m} \sum_{j=0}^m (-1)^j \binom{m}{j} \exp -2ij\omega_1 t \sum_{k=0}^{\infty} \frac{(m+k-1)!}{k! (m-1)!} g_2^k \\ \times \exp -2ik\omega_1 t, \quad \omega_1 > 0,$$

where we used that $-\lambda_2 / (\omega_1 + \omega_0 + 2\lambda_2) = \sqrt{g_2}/2$. The Taylor expansion of the square root gives

$$(\cosh(i\omega_1 t) + \frac{\omega_0 + 2\lambda_2}{\omega_1} \sinh(i\omega_1 t))^{-1/2} \\ = \sqrt{1 - g_2} \sum_{l=0}^{\infty} b_l g_2^l \exp -i(2l+1/2)\omega_1 t, \quad \omega_1 > 0. \quad (\text{C13})$$

leading to

$$D_m = \frac{i\sqrt{1 - g_2} g_2^{m/2}}{2^m} \sum_{j=0}^m (-1)^j \binom{m}{j} \sum_{k=0}^{\infty} \sum_{l=0}^{\infty} \frac{b_l g_2^{k+l} (m+k-1)!}{k! (m-1)!} \\ \times \frac{1}{\varepsilon - \varepsilon_0 + (\omega_0 - \omega_1)/2 - 2(j+k+l)\omega_1 + i\Gamma/2}, \quad (\text{C14})$$

and

$$R^{(2)}(\varepsilon', \varepsilon) = \Gamma^2 (1 - g_2) \sum_{m=1}^{\infty} b_m g_2^m \delta(\varepsilon - \varepsilon' - 2m\omega_0) \\ \times \left| \sum_{j=0}^m (-1)^j \binom{m}{j} \sum_{k=0}^{\infty} \sum_{l=0}^{\infty} \frac{b_l g_2^{k+l} (m+k-1)!}{k! (m-1)!} \right. \\ \left. \times \frac{1}{\varepsilon - \varepsilon_0 + (\omega_0 - \omega_1)/2 - 2(j+k+l)\omega_1 + i\Gamma/2} \right|^2.$$

APPENDIX D: LINEAR AND QUADRATIC COUPLING COMBINED

It is in principle straightforward to generalize the expressions above to the case of a linear *and* a quadratic coupling term in the Hamiltonian. The linear term can be transformed away by noting that

$$\omega_0 a^\dagger a + \lambda_1 (a^\dagger + a) + \lambda_2 (a^\dagger + a)^2 = \omega_0 \tilde{a}^\dagger \tilde{a} + \lambda_2 (\tilde{a}^\dagger + \tilde{a})^2 - \gamma \lambda_1, \quad (\text{D1})$$

with

$$\tilde{a} = a + \gamma, \quad \tilde{a}^\dagger = a^\dagger + \gamma, \quad \gamma = \frac{\lambda_1}{\omega_0 + 4\lambda_2}, \quad [\tilde{a}, \tilde{a}^\dagger] = 1. \quad (\text{D2})$$

Since the commutator algebra of \tilde{a} and \tilde{a}^\dagger is identical to that of a and a^\dagger we can immediately write down the one-particle boson propagator in its disentangled form

$$G_B^{(1,2)}(n; t) = e^{i\gamma\lambda_1 t} e^{i(n+1/2)\omega_0 t} e^{g/2} \langle n | e^{f\tilde{a}^\dagger \tilde{a}^\dagger} e^{g\tilde{a}^\dagger \tilde{a}} e^{f\tilde{a}\tilde{a}} | n \rangle. \quad (\text{D3})$$

Using that

$$e^{g\tilde{a}^\dagger \tilde{a}} = e^{-\gamma^2(1-e^g)} e^{\gamma(e^g-1)a^\dagger} e^{-\gamma(e^{-g}-1)a} e^{ga^\dagger a}, \quad (\text{D4})$$

we can evaluate the propagator in the ground state and obtain

$$G_B^{(1,2)}(n=0; t) = e^{i\gamma\lambda_1 t} e^{i\omega_0 t/2} e^{g/2} e^{-\gamma^2(1-e^g-2f)}. \quad (\text{D5})$$

The expression clearly reduces to $G_B^{(1)}(t)$ and $G_B^{(2)}(t)$ in the limits $\lambda_1 \rightarrow 0$ and $\lambda_2 \rightarrow 0$, respectively. It should be straightforward to obtain the spectral function by Fourier transform-

ing this expression after a Taylor expansion of the exponentials. However, the result becomes rather involved and we will not attempt to do the calculation here.

*tolsen@fysik.dtu.dk

- ¹D. C. Langreth, Phys. Rev. B **1**, 471 (1970).
- ²M. Cini, Phys. Rev. B **17**, 2486 (1978).
- ³C.-O. Almbladh and P. Minnhagen, Phys. Rev. B **17**, 929 (1978).
- ⁴A. C. Hewson and D. M. Newns, J. Phys. C **12**, 1665 (1979).
- ⁵A. C. Hewson and D. M. Newns, J. Phys. C **13**, 4477 (1980).
- ⁶N. S. Wingreen, K. W. Jacobsen, and J. W. Wilkins, Phys. Rev. B **40**, 11834 (1989).
- ⁷J. W. Gadzuk, Phys. Rev. B **44**, 13466 (1991).
- ⁸J. W. Gadzuk, Phys. Rev. Lett. **76**, 4234 (1996).
- ⁹L. B. Thomsen, G. Nielsen, S. B. Vendelbo, M. Johansson, O. Hansen, and I. Chorkendorff, Phys. Rev. B **76**, 155315 (2007).
- ¹⁰P. W. Anderson, Phys. Rev. **124**, 41 (1961).
- ¹¹D. M. Newns, Phys. Rev. **178**, 1123 (1969).
- ¹²R. P. Feynman, Phys. Rev. **97**, 660 (1955).
- ¹³V. Sa-yakanit, V. D. Lakhno, and K. Hass, Phys. Rev. B **57**, 5772 (1998).
- ¹⁴M. Brandbyge, P. Hedegård, T. F. Heinz, J. A. Misewich, and D. M. Newns, Phys. Rev. B **52**, 6042 (1995).
- ¹⁵G. D. Mahan, *Many-Particle Physics* (Plenum, New York, 1981).
- ¹⁶T. Olsen, J. Gavnholt, and J. Schiøtz, Phys. Rev. B **79**, 035403 (2009).
- ¹⁷H. Mitter and K. Yamazaki, Lett. Math. Phys. **8**, 321 (1984).
- ¹⁸J. A. Prybyla, T. F. Heinz, J. A. Misewich, M. M. T. Loy, and J. H. Glowina, Phys. Rev. Lett. **64**, 1537 (1990).
- ¹⁹J. A. Prybyla, H. W. K. Tom, and G. D. Aumiller, Phys. Rev. Lett. **68**, 503 (1992).
- ²⁰F. Budde, T. F. Heinz, M. M. T. Loy, J. A. Misewich, F. de Rougemont, and H. Zacharias, Phys. Rev. Lett. **66**, 3024 (1991).
- ²¹J. A. Misewich, A. Kalamarides, T. F. Heinz, U. Höfer, and D. M. Newns, J. Chem. Phys. **100**, 736 (1994).
- ²²L. M. Struck, L. J. Richter, S. A. Buntin, R. R. Cavanagh, and J. C. Stephenson, Phys. Rev. Lett. **77**, 4576 (1996).
- ²³P. T. Howe and H. L. Dai, Surf. Sci. **451**, 12 (2000).
- ²⁴L. Cai, X. Xiao, and M. M. T. Loy, Surf. Sci. Lett. **464**, L727 (2000).
- ²⁵F. Fournier, W. Zheng, S. Carrez, H. Dubost, and B. Bourguignon, Phys. Rev. Lett. **92**, 216102 (2004).
- ²⁶M. Bonn, C. Hess, S. Funk, J. H. Miners, B. N. J. Persson, M. Wolf, and G. Ertl, Phys. Rev. Lett. **84**, 4653 (2000).
- ²⁷The GPAW code is available as a part of the CAMPOS software (www.camd.dtu.dk/Software).
- ²⁸J. J. Mortensen, L. B. Hansen, and K. W. Jacobsen, Phys. Rev. B **71**, 035109 (2005).
- ²⁹P. E. Blöchl, Phys. Rev. B **50**, 17953 (1994).
- ³⁰P. E. Blöchl, C. J. Först, and J. Schimpl, Bull. Mater. Sci. **26**, 33 (2003).
- ³¹B. Hammer, L. B. Hansen, and J. K. Nørskov, Phys. Rev. B **59**, 7413 (1999).
- ³²J. P. Perdew, K. Burke, and M. Ernzerhof, Phys. Rev. Lett. **77**, 3865 (1996).
- ³³J. Gavnholt, T. Olsen, M. Engelund, and J. Schiøtz, Phys. Rev. B **78**, 075441 (2008).
- ³⁴M. Head-Gordon and J. C. Tully, Phys. Rev. B **46**, 1853 (1992).
- ³⁵J. C. Tully, M. Gomez, and M. Head-Gordon, J. Vac. Sci. Technol. A **11**, 1914 (1993).
- ³⁶P. Hedegård, Phys. Rev. B **35**, 533 (1987).
- ³⁷P. Hedegård, Phys. Rev. B **35**, 6127 (1987).