

Technical University of Denmark



All optical 160 to 10 Gbit/s demultiplexing using co-propagating optical clock

Seoane, Jorge; Siahlo, Andrei; Clausen, Anders; Oxenløwe, Leif Katsuo; Xu, Zhenbo; Jeppesen, Palle

Published in:
Technical Digest Conference on Lasers and Electro-Optics 2004

Publication date:
2004

Document Version
Publisher's PDF, also known as Version of record

[Link back to DTU Orbit](#)

Citation (APA):
Seoane, J., Siahlo, A., Clausen, A., Oxenløwe, L. K., Zhenbo, X., & Jeppesen, P. (2004). All optical 160 to 10 Gbit/s demultiplexing using co-propagating optical clock. In Technical Digest Conference on Lasers and Electro-Optics 2004 (Vol. 2). USA: IEEE.

DTU Library

Technical Information Center of Denmark

General rights

Copyright and moral rights for the publications made accessible in the public portal are retained by the authors and/or other copyright owners and it is a condition of accessing publications that users recognise and abide by the legal requirements associated with these rights.

- Users may download and print one copy of any publication from the public portal for the purpose of private study or research.
- You may not further distribute the material or use it for any profit-making activity or commercial gain
- You may freely distribute the URL identifying the publication in the public portal

If you believe that this document breaches copyright please contact us providing details, and we will remove access to the work immediately and investigate your claim.

All optical 160 to 10 Gbit/s demultiplexing using co-propagating optical clock

J. Seoane, A. I. Siahlo, A. T. Clausen, L. K. Oxenløwe, Z. Xu, P. Jeppesen

Research Center COM, Technical University of Denmark, Kgs. Lyngby, DK-2800, Denmark

jsg@com.dtu.dk

Abstract: All optical demultiplexing of a 160 Gbit/s optical time domain multiplexed signal using a co-propagating 10 GHz optical clock as control signal into a nonlinear optical loop mirror is demonstrated.

©2003 Optical Society of America

OCIS codes: (060.4510) Optical communications; (060.2360) Fiber optics links and subsystems

1. Introduction

As research interest is shifted to bit rates beyond 40 Gbit/s, the lack of electronics coping with these bit rates has made Optical Time Domain Multiplexing (OTDM) the technology of choice. This increases the complexity of the receiver. Common schemes require a clock recovery circuit driving a laser source [1,2] or high-speed electro absorption modulator (EAM) [3]. We demonstrate a simplified receiver configuration in which a co-propagating 10 GHz optical clock based on narrow pulses is used, without O/E-conversion, to generate the switching window in a Nonlinear Optical Loop Mirror (NOLM) based receiver.

2. Experimental setup

A schematic of the experimental setup is shown in Fig. 1. A single mode-locked fiber ring laser (ML-FRL) generates 10 GHz pulse trains at 1558 nm, corresponding to the zero dispersion wavelength of the link. A pulse train is modulated by a Mach-Zehnder modulator using 2^7-1 to $2^{31}-1$ PRBS data, and injected into a 2^7-1 PRBS maintaining multiplexer (MUX) to generate a 160 Gbit/s OTDM data stream. A second pulse train is launched into a λ -converter unit based on a NOLM to generate the optical clock signal at 1540 nm.

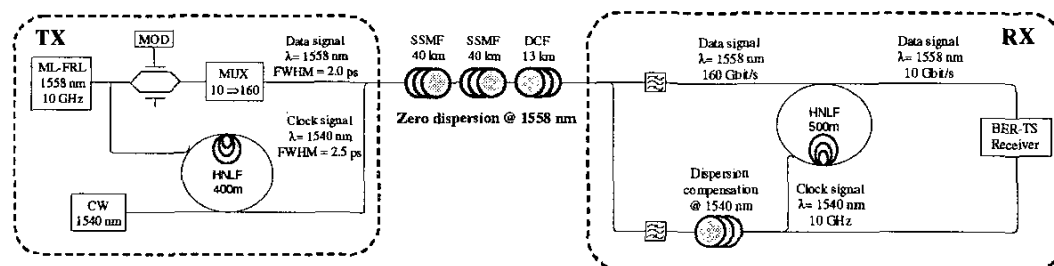


Fig. 1. Experimental setup. A single pulse source is required for generation and demultiplexing. Broadening of the clock signal is minimized at the receiver by adding extra length of SSMF

The link comprises 80 km of Standard Single Mode Fiber (SSMF) and 13 km of Dispersion Compensating Fiber (DCF). At the receiver, the data and clock signals are independently recovered by optical filtering. The clock signal is further optically split into two. First part serves as reference for bit error rate (BER) measurements after O/E-conversion. The second part is injected into the demultiplexing NOLM to generate the switching window.

3. Discussion

Fig. 2 presents the autocorrelation traces of data and clock signals injected into the demultiplexing NOLM. The figure demonstrates the feasibility of co-propagating optical clocked signals as a means to generate an

appropriate switching window at the receiver. Wavelength separation between data and clock signals, shown in the inset, ensures negligible spectral overlap.

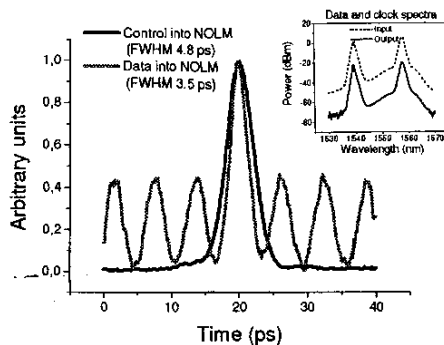


Fig. 2. Autocorrelation and spectra traces of data and clock signals.

BER measurements are presented in Fig. 3. A low 2 dB sensitivity penalty with no error floor was observed after transmission. Eye diagrams of the original 160 Gbit/s OTDM signal are presented in the upper inset. Upper and bottom eye diagrams of the lower inset show respectively a typical demultiplexed optical signal and the corresponding electrical signal injected into the receiver at BER of 1×10^{-9} .

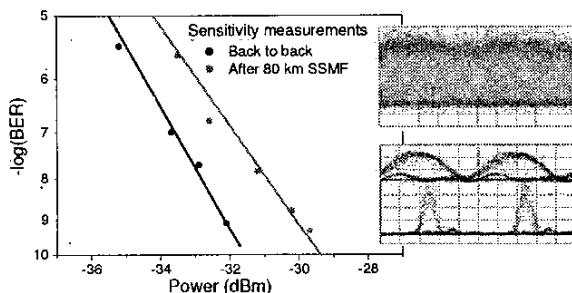


Fig. 3. BER measurements and eye diagrams of the data and a typical demultiplexed signal.

4. Conclusion

All optical demultiplexing of a 160 Gbit/s OTDM signal to the 10 Gbit/s line rate has been demonstrated with a single pulse source using a co-propagating 10 GHz optical clock to generate a sufficiently narrow switching window in a NOLM-based receiver. Low transmission penalty and no error floor were observed. The amount of equipment required for demultiplexing OTDM systems is minimized.

Reference

1. T. Yamamoto et al., "640-Gbit/s Optical TDM Transmission Over 92 km Through a Dispersion-Managed Fiber Consisting of Single-Mode Fiber and Reverse Dispersion Fiber", *IEEE Photon. Technol. Letters*, **12**, 353-355 (2000).
2. L.K. Oxenløwe et al., "A novel 160 Gb/s receiver configuration including a glass crystal pulse laser, photonic crystal fibre and a simple dynamic clock recovery scheme", **Th2.5.3**, ECOC 2003.
3. B. Mikkelsen et al., "High spectral efficiency (0.53 bit/s/Hz) WDM transmission of 160 Gb/s per wavelength over 400 km of fiber", **ThF2**, OFC 2001.