

University of Massachusetts Amherst
ScholarWorks@UMass Amherst

Mathematics and Statistics Department Faculty
Publication Series

Mathematics and Statistics

2001

Complementary Algorithms for Tableaux

Tom Roby

Frank Sottile

University of Massachusetts - Amherst, sottile@math.tamu.edu

Jeff Stroomer

Julian West

Follow this and additional works at: https://scholarworks.umass.edu/math_faculty_pubs

 Part of the [Physical Sciences and Mathematics Commons](#)

Recommended Citation

Roby, Tom; Sottile, Frank; Stroomer, Jeff; and West, Julian, "Complementary Algorithms for Tableaux" (2001). *Journal of Combinatorial Theory, Series A*. 120.

Retrieved from https://scholarworks.umass.edu/math_faculty_pubs/120

This Article is brought to you for free and open access by the Mathematics and Statistics at ScholarWorks@UMass Amherst. It has been accepted for inclusion in Mathematics and Statistics Department Faculty Publication Series by an authorized administrator of ScholarWorks@UMass Amherst. For more information, please contact scholarworks@library.umass.edu.

COMPLEMENTARY ALGORITHMS FOR TABLEAUX

TOM ROBY, FRANK SOTTILE, JEFF STROOMER, AND JULIAN WEST

ABSTRACT. We study four operations defined on pairs of tableaux. Algorithms for the first three involve the familiar procedures of jeu de taquin, row insertion, and column insertion. The fourth operation, hopscotch, is new, although specialised versions have appeared previously. Like the other three operations, this new operation may be computed with a set of local rules in a growth diagram, and it preserves Knuth equivalence class. Each of these four operations gives rise to an *a priori* distinct theory of dual equivalence. We show that these four theories coincide. The four operations are linked via the involutive tableau operations of complementation and conjugation.

INTRODUCTION

Schützenberger’s theory of jeu de taquin [17] and the insertion procedure of Schensted [16] have found their way into the standard toolkit of the combinatorial representation theorist. These algorithms were originally developed for tableaux of partition shape, but more recent work [15, 4] uses them to define operations on pairs of skew tableaux. A striking duality between Schensted insertion and Schützenberger’s jeu de taquin was noted by Stembridge [21] in his theory of rational tableaux.

We introduce the involutive tableau operation of complementation to formalise this duality, showing that internal row insertion and the jeu de taquin give complementary operations on pairs of tableaux. This is readily seen using the growth diagram formulation for operations on tableaux introduced by Fomin [2] and rediscovered several times, most notably by van Leeuwen [9, 8]. Column insertion [3, 14] is another tableau algorithm that can be extended to define the operation of internal column insertion between pairs of tableaux. The operation hopscotch which is complementary to internal column insertion is new, although it extends both Stroomer’s algorithm of column-sliding [22] and Tesler’s [23] rightward- and leftward-shift games.

These four operations of jeu de taquin, internal row insertion, internal column insertion, and hopscotch all preserve Knuth-equivalence. A consequence is that hopscotch gives rise to new algorithms to rectify tableaux. We also show that these four operations have the same dual-equivalence theory.

1991 *Mathematics Subject Classification.* 05E10.

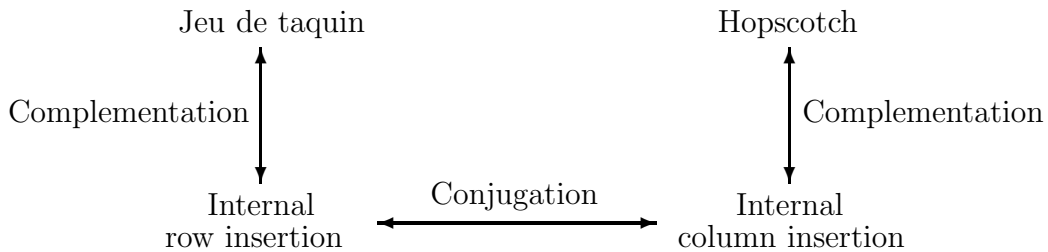
Key words and phrases. Jeu de taquin, Tableaux, Knuth Equivalence.
25 November 2000.

Second author supported in part by NSERC grant OGP0170279 and NSF grant DMS-9701755.
Fourth author supported in part by NSERC grant OGP0105492.

Extended version of “Jeux de Tableaux” [13], presented at FPSAC Conference, Moscow, 2000.
J. Combin. Th., Ser. A, to appear.

This paper is organised as follows. Section 1 recalls basic definitions and terminology concerning tableaux, the jeu de taquin, and Knuth equivalence. In Section 2 we introduce complementation and determine its behaviour with respect to Knuth equivalence and dual equivalence. Section 3 is devoted to operations on pairs of tableaux given by growth diagrams constructed from local rules, and introduces the notion of complementary operations on pairs of tableaux. In Section 4 we show that the two operations of jeu de taquin and internal row insertion are complementary. In Section 5 we define internal column insertion and its complementary operation hopscotch, and in Section 6, we investigate some features of hopscotch. Finally, in Section 7, we supplement the jeu de taquin, describing four additional algorithms to rectify skew tableaux. The first three are not well-known, while the fourth is new.

Schematically, the four operations of jeu de taquin, internal row insertion, internal column insertion, and hopscotch are linked through complementation and conjugation as follows:



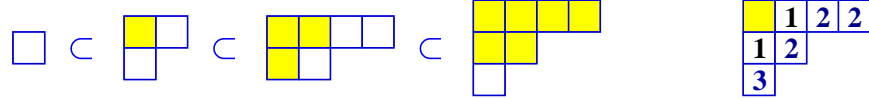
1. TABLEAUX

The tableaux operations of internal row insertion, internal column insertion, and hopscotch require us to extend the usual notion of tableaux. While these operations are defined on a class of more general tableaux, we show in Section 7 how they provide new algorithms for ordinary tableaux. Rather than give a common generalisation, we instead give a definition that will suffice until Section 5, where we will be precise about necessary further extensions to our notion of tableau.

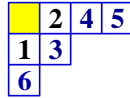
A partition α is a weakly decreasing sequence of positive integers $\alpha_m \geq \dots \geq \alpha_n$ indexed by an interval $m, m+1, \dots, n$ of integers. The shape of a partition α is a left justified array of boxes whose i th row contains α_i boxes. We make no distinction between a partition and its shape. Thus we identify partitions that differ only in their number of trailing zeroes. Partitions are partially ordered \subseteq by componentwise comparison of sequences. If $\alpha \subseteq \beta$, then we may form the (*skew*) *shape* β/α , consisting of those boxes which are in β but not in α . The shape β/α has *inner border* α and *outer border* β . We call β/α a *horizontal strip* if no column of β/α contains two or more boxes. That is, $\beta_m \geq \alpha_m \geq \beta_{m+1} \geq \dots \geq \beta_n \geq \alpha_n$. When $\alpha \subseteq \beta \subseteq \delta$, we say that the shape δ/β *extends* the shape β/α .

A *tableau* T with shape β/α and entries from the alphabet $[k] := \{1, \dots, k\}$ is a chain $\alpha = \beta^0 \subseteq \beta^1 \subseteq \dots \subseteq \beta^k = \beta$, where the successive skew shapes β^i/β^{i-1} are horizontal strips. The *content* of T is the sequence whose i th component is the number of boxes in the horizontal strip β^i/β^{i-1} . Filling the boxes of β^i/β^{i-1} with the integer i shows this is equivalent to the usual definition of a column-strict tableau.

We represent tableaux both as chains and as fillings of a shape with a totally ordered alphabet (in practice, the positive integers or Roman alphabet). For example, the chain and the filling of the shape $(4, 2, 1)/(1)$ below both represent the same tableau.



A tableau is *standard* if each β^i/β^{i-1} consists of a single box, so that the chain is saturated. In this case, we say $\beta^{i-1} \subset \beta^i$ is a *cover*. Many (but not all) of our tableaux algorithms may be computed via the *standard renumbering* of a tableau T . The standard renumbering of T is the refinement of the chain representing T where each horizontal strip is filled in ‘left-to-right’. For example, here is the standard renumbering of the tableau above.



Let $\alpha \subseteq \beta \subseteq \delta$ be partitions. If $\alpha \subset \beta$ is a cover, then β/α is a single box b , which we call an *inner corner* of δ/β . If instead $\beta \subset \delta$, then δ/β is a single box b , called an *outer corner* of β/α .

A *jeu de taquin slide* [17] is a specific reversible procedure that, given a tableau T and an inner corner b of the shape of T , moves b through T , producing a new tableau together with an outer corner. It proceeds by successively interchanging the empty box b with one of its neighbours to the right or below in such a way that at every step the figure has increasing columns and weakly increasing rows. When the box has neighbours both right and below it moves as indicated:

$$(1.1) \quad \begin{array}{|c|c|} \hline \text{yellow} & \mathbf{a} \\ \hline \mathbf{b} & \\ \hline \end{array} \mapsto \begin{cases} \begin{array}{|c|c|} \hline \mathbf{a} & \text{yellow} \\ \hline \mathbf{b} & \\ \hline \end{array} & a < b \\ \\ \\ \\ \begin{array}{|c|c|} \hline \mathbf{b} & \mathbf{a} \\ \hline \text{yellow} & \\ \hline \end{array} & b \leq a \end{cases}$$

When the box has only a single such neighbour, it interchanges with that neighbour, and the slide concludes when the box has no neighbours. The reverse of this procedure is also called a jeu de taquin slide.

Schützenberger’s jeu de taquin is the procedure that, given a tableau P , applies jeu de taquin slides beginning at inner corners of P , and concludes when there are no more such corners. Schützenberger proves [18] that the result, which we call the *rectification* of P , is independent of choices of inner corners.

A tableau U *extends* another tableau T if the shape of U extends the shape of T . If T is a tableau extended by U , then the standard renumbering of T gives a set of instructions for applying jeu de taquin slides to U : The last cover of T is an inner corner of U , and after applying the slide beginning with that corner, the next slide begins at the new inner corner given by the next to last cover of T , and so on. Write Q for the resulting tableau. One could consider the sequence of outer corners obtained from this procedure as a tableau P or regard U as a set of instructions for

slides on T ; these both produce the same tableau $[4, 1]$ (up to standard renumbering). If we set $\mathcal{J}(T, U) = (P, Q)$, then \mathcal{J} defines an involution, which we call the *jeu de taquin*, on pairs of tableaux where one extends the other.

Two fundamental equivalence relations among tableaux are Knuth equivalence and dual equivalence. We call two tableaux T and U *Knuth-equivalent* if one can be obtained from the other by a sequence of jeu de taquin slides. (This is equivalent to their reading words being Knuth-equivalent in the standard sense [20].) Two tableaux T and U with the same shape are *dual equivalent* if applying the same sequence of jeu de taquin slides to T and to U always gives tableaux of the same shape. These are related by a result of Haiman [4]: The intersection of any Knuth-equivalence class and any dual-equivalence class is either empty or consists of a unique tableau.

2. COMPLEMENTATION

Complementation originated in a combinatorial procedure of Stanley [19] to model the evaluation $(x_1 \cdots x_k)^{\lambda_1} s_\lambda(1/x_1, \dots, 1/x_k)$, where $s_\lambda(x_1, \dots, x_k)$ is the Schur polynomial [20]. In combinatorial representation theory, complementation provides a combinatorial model for the procedure of dividing by the determinantal representation of GL_k . In this context, it was used by Stembridge [21] and Stroomer [22] to develop combinatorial algorithms for studying *rational* representations of GL_k . (The classical Robinson-Schensted-Knuth correspondence [11, 16, 6] is used to study *polynomial* representations of GL_k .) Reiner and Shimozono [10] studied the commutation of a version of complementation (which they called “Boxcomp”) with other tableaux operations. Given a tableau T filled with integers from $[k]$, these authors formed a tableau whose columns were obtained from the columns of T by complementing each in the set $[k]$ and rotating the resulting tableau by 180° . Rather than rotate the result, we instead choose to renumber the resulting tableau.

More precisely, let T be a tableau with shape β/α and entries from the alphabet $[k]$, and fix $l \geq \beta_m$, the initial and largest part of β . Form a new tableau T^C with l columns as follows. For each $1 \leq j \leq l$, let A be the set-theoretic complement of the entries of column j of T in the set $[k]$, considered in the dual order: $k < k-1 < \cdots < 1$. Since it is inconvenient (and possibly ambiguous) to work with tableau whose alphabet has more than one order, we make the replacement $j \mapsto k+1-j$, which indicates the same chain of shapes in the usual order on $[k]$. The figure below illustrates this two-step process, complementing the tableau T on the left with $k=4$ and $l=5$. In the middle figure, we write the complement of a column of T below that column, but in reverse order, and the rightmost figure is the complement T^C , where we have applied the substitution $j \mapsto k+1-j$ to the complemented columns and omitted writing T .

$$(2.1) \quad \begin{array}{c} \boxed{1} \boxed{3} \\ \boxed{1} \boxed{2} \\ \boxed{1} \boxed{2} \\ \boxed{4} \boxed{4} \end{array} \quad \begin{array}{c} \boxed{1} \boxed{3} \boxed{4} \\ \boxed{1} \boxed{2} \boxed{4} \boxed{3} \\ \boxed{1} \boxed{2} \boxed{4} \boxed{2} \boxed{2} \\ \boxed{4} \boxed{4} \boxed{3} \boxed{1} \boxed{1} \\ \boxed{3} \boxed{3} \\ \boxed{2} \end{array} \quad \begin{array}{c} \boxed{1} \\ \boxed{1} \boxed{2} \\ \boxed{1} \boxed{3} \boxed{3} \\ \boxed{2} \boxed{4} \boxed{4} \\ \boxed{2} \boxed{2} \\ \boxed{3} \end{array}$$

This figure also illustrates the fact that if some columns of T are empty (for instance, if $l > \beta_m$), then the corresponding columns of T^C will consist of the full set $[k]$. If we identify tableaux which differ by a vertical shift, we may also write the columns of T^C above the corresponding columns of T . This proves that complementation is involutive, under this identification.

Theorem 2.1. *Let T be a tableau with shape β/α and entries from $[k]$ and suppose $l \geq \beta_m$, the initial part of β . Then $T^{CC} = T$.*

Complementation depends upon both k and l . Our notation, T^C , intentionally disregards this dependence. We adopt the convention that we use the same integers k and l when two or more tableaux are to be complemented. Using an extension of notation, we observe that the shape of T^C is $(l^k, \beta)/\alpha$. (Here l^k denotes the rectangular shape consisting of k parts of length l ; context will distinguish this from the superscripts on Greek letters indicating chains of shapes.)

We express complementation in terms of chains in Young’s lattice. Let T be a tableau, written as a chain $\alpha = \beta^0 \subseteq \beta^1 \subseteq \dots \subseteq \beta^k = \beta$ in Young’s lattice, where β^i/β^{i-1} is the horizontal strip of i ’s in T . Then T^C is the chain $\beta \subseteq (l, \beta^{k-1}) \subseteq (l^2, \beta^{k-2}) \subseteq \dots \subseteq (l^i, \beta^{k-i}) \subseteq \dots \subseteq (l^k, \beta^0)$. It is an exercise that this agrees with the definition given above. In particular, it can immediately be seen that the shape is as claimed. Each row of partitions in Figure 1 is one of the two complementary tableaux in (2.1). We write the second row in reverse order to illustrate the key feature of

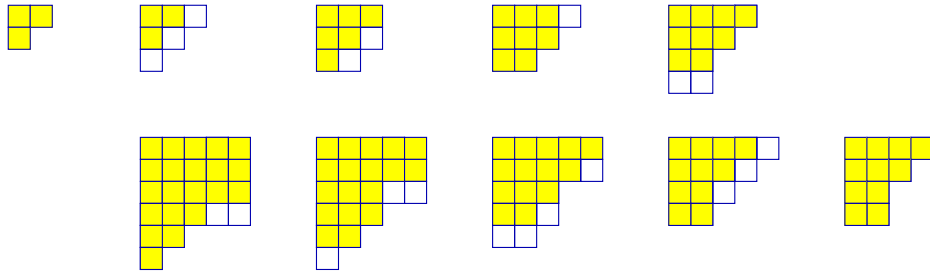


FIGURE 1. Complementary tableaux as chains.

complementation—that the i th horizontal strip in the complement contains boxes in exactly the columns complementary to the corresponding $(k+1-i)$ th horizontal strip in the original tableau.

Complementation preserves both Knuth equivalence and dual equivalence.

Theorem 2.2. *Suppose T and U are tableaux with at most l columns and entries from the alphabet $[k]$. Then*

- (i) U is Knuth-equivalent to T if and only if U^C is Knuth-equivalent to T^C .
- (ii) U is dual-equivalent to T if and only if U^C is dual-equivalent to T^C .

We prove Theorem 2.2 in Section 4.

Remark. Theorem 2.2 shows that complementation commutes with the involution reversal $T \mapsto T^e$ of [1]. To see this, given a tableau T , let T^* be the tableau obtained

by rotating T 180° and replacing each entry j with $k+1-j$. Then the *reversal* T^e of T is the unique tableau dual-equivalent to T (and hence with the same shape as T) and Knuth-equivalent to T^* . For tableaux of partition shape, reversal coincides with Schützenberger’s evacuation procedure [17] (called “promotion” there), but the two procedures differ for general skew tableaux. This extends the result of Reiner and Shimozono ([10], Theorem 2) that complementation commutes with evacuation.

3. GROWTH DIAGRAMS AND LOCAL RULES

Many properties of tableaux algorithms such as symmetry become clear when the algorithms are formulated in terms of growth diagrams governed by local rules. Fomin [2] introduced this approach to the Robinson-Schensted correspondence, it was rediscovered by van Leeuwen [8], and Roby [12] developed it further. We study tableaux algorithms related via complementation of their growth diagrams.

3.1. Growth diagrams. A *growth diagram* is a rectangular array of partitions where every row and every column is a tableau, with the additional restriction that all tableaux formed by the rows have the same content, as do all tableaux formed by the columns. Specifically, the sequence $\beta^0, \beta^1, \dots, \beta^k$ of partitions (read left-to-right) in each row forms a chain $\beta^0 \subseteq \beta^1 \subseteq \dots \subseteq \beta^k$, with each β^i/β^{i-1} a horizontal strip, and the number of boxes in β^i/β^{i-1} does not depend upon which row this chain came from. (We require the same to hold for the sequence of partitions read top-to-bottom in each column.) For example, here is a growth diagram where the horizontal tableaux have content $(1, 2, 2)$ and the vertical tableaux have content $(2, 1, 1)$.

$$(3.1) \quad \begin{array}{cccc} 1 & 2 & 31 & 33 \\ 21 & 22 & 321 & 332 \\ 211 & 221 & 3211 & 3321 \\ 221 & 222 & 3221 & 3322 \end{array}$$

Traditionally the tableaux in a growth diagram are standard. We relax this in order to define complementation of a growth diagram. Given an integer $l \geq \delta_1$, where δ is the lower right partition in the growth diagram, we complement the tableaux represented by each row to obtain new tableaux, also written as chains of shapes. These combine together to give a new growth diagram. We then complement the columns of these diagrams to obtain two more growth diagrams. Figure 2 shows the four growth diagrams we obtain from (3.1) by this process. Here, k is 3 for both the vertical and horizontal tableaux, and the complementation parameter is $l = 4$.

The lower right growth diagram may also be obtained from the lower left diagram by complementing rows. Indeed, if we number the rows of the original growth diagram $1, 2, \dots, k$ and the columns $1, 2, \dots, m$ and if β is the partition in position (i, j) of the original diagram, then $(l^{(k-i)+(m-j)}, \beta)$ is the partition in position $(k-i+1, m-j+1)$ of the lower right growth diagram. By Theorem 2.1, further complementation of the rows or columns yields no new growth diagrams. (Here, we identify tableaux which differ by a vertical shift.)

1	2	31	33	33	431	442	4441
21	22	321	332	332	4321	4422	44421
211	221	3211	3321	3321	43211	44221	444211
221	222	3221	3322	3322	43221	44222	444221
221	222	3221	3322	3322	43221	44222	444221
4211	4221	43211	43321	43321	443211	444221	4444211
4421	4422	44321	44332	44332	444321	444422	4444421
4441	4442	44431	44433	44433	444431	444442	4444441

FIGURE 2. Complementary growth diagrams.

3.2. **Local rules.** A local rule \mathcal{L} is a rule for completing the missing corner of a 2×2 growth diagram given 3 partitions that are related by horizontal strips. Suppose we have partitions $\alpha \subset \beta \subset \delta$ with β/α and δ/γ horizontal strips. A *switching local rule* \mathcal{L} is a rule for completing the missing lower left corner γ of a partial growth diagram

$$\begin{array}{cc} \alpha & \beta \\ & \delta \end{array} .$$

Write $\gamma = \mathcal{L}(\alpha, \beta, \delta)$. A switching local rule also gives a rule for completing a missing upper right corner of a partial growth diagram, by the obvious symmetry of the two cases. In order to make \mathcal{L} reversible, we insist that the rule be symmetrical: $\gamma = \mathcal{L}(\alpha, \beta, \delta) \iff \beta = \mathcal{L}(\alpha, \gamma, \delta)$.

Suppose we have three partitions α, β , and γ with γ/α and β/α horizontal strips, so that

$$\begin{array}{cc} \alpha & \beta \\ & \gamma \end{array}$$

is a (partial) growth diagram. An *insertion local rule* \mathcal{L} is a rule that associates a fourth partition δ to such a partial growth diagram such that

$$\begin{array}{cc} \alpha & \beta \\ \gamma & \delta \end{array}$$

is a growth diagram. We require that \mathcal{L} be invariant under vertical shifts of the horizontal strips β/α and γ/α . By this we mean that if l is at least as long as the initial part of δ , then the rule \mathcal{L} completes the partial growth diagram

$$\begin{array}{cc} (l, \alpha) & (l, \beta) \\ (l, \gamma) & \end{array}$$

with the partition (l, δ) . We write $\delta = \mathcal{L}(\alpha; \beta, \gamma)$. We further require \mathcal{L} to be symmetric in β and γ .

We would like to define a reverse map $\mathcal{L}(\beta, \gamma; \delta)$ for all β, γ , and δ with δ/β and δ/γ horizontal strips with the property that $\mathcal{L}(\alpha; \beta, \gamma) = \delta$ if and only if $\alpha = \mathcal{L}(\beta, \gamma; \delta)$. Unfortunately, this is impossible as the following example shows. Let $\beta = \gamma = 0$ be the empty partition and $\delta = 1$ be the partition with a single part of size 1. Then there simply does not exist a partition α with β/α and γ/α a single box.

To circumvent this problem, we call an insertion local rule \mathcal{L} *reversible* if given partitions β , γ , and δ with δ/β and δ/γ horizontal strips and an integer l at least as large as the initial part of δ , then there exists a unique partition α such that $\mathcal{L}(\alpha; (l, \beta), (l, \gamma)) = (l, \delta)$.

A reversible local rule \mathcal{L} and an integer l together define a local rule for computing the missing upper left corner of a growth diagram

$$\begin{array}{cc} & \beta \\ \gamma & \delta \end{array}$$

when $l \geq \delta_m$, the initial part of δ . First prepend a single, $(m-1)$ th, part l to each of β , γ , and δ and then set $\mathcal{L}(\beta, \gamma; \delta) := \alpha$, where α is the unique partition such that $\mathcal{L}(\alpha; (l, \beta), (l, \gamma)) = (l, \delta)$. Prepending the part of size l does not alter the horizontal strips δ/β and δ/γ , as it only shifts them vertically.

As with complementation, we suppress this parameter l in our notation. However, we insist that it coincides with the complementation parameter when combining an insertion local rule with complementation.

3.3. Tableaux algorithms. An insertion local rule \mathcal{L} determines a bijection on pairs of tableaux which share a common border as follows. Given a pair (P, Q) sharing an inner border, write the tableau P across the first row of an array and the tableau Q down the first column. Then use \mathcal{L} to fill in the array and obtain a growth diagram. If U is the tableau of the last column in this diagram and T the tableau of the last row in this diagram, then T and U share the same outer border and the pair (T, U) is determined from the pair (P, Q) by the local rule \mathcal{L} . When \mathcal{L} is reversible and P and Q share an outer border occupying columns (at most) $1, \dots, l$, then we write P and Q across the last row and column of the array and use the (reverse) local rule to complete the growth diagram, obtaining a pair (T, U) which share an inner border. We indicate this by writing $\mathcal{L}(P, Q) = (T, U)$.

Similarly, a switching local rule \mathcal{L} determines an involution on pairs of Young tableaux (P, Q) where P extends Q and we write $\mathcal{L}(P, Q) = (T, U)$. These mappings have the following properties.

Theorem 3.1. *A switching local rule \mathcal{L} determines an involution*

$$\left\{ \begin{array}{l} \text{Tableaux } P \text{ and } Q \\ \text{where } Q \text{ extends } P. \end{array} \right\} \xleftrightarrow{\mathcal{L}} \left\{ \begin{array}{l} \text{Tableaux } T \text{ and } U \\ \text{where } T \text{ extends } U. \end{array} \right\}$$

such that if $\mathcal{L}(P, Q) = (T, U)$, then P and T have the same content, as do Q and U . Also, P and U have the same inner border and Q and T have the same outer border.

A reversible insertion local rule \mathcal{L} determines a bijection

$$\left\{ \begin{array}{l} \text{Tableaux } P \text{ and } Q \text{ which} \\ \text{share an inner border and} \\ \text{occupy columns } 1, \dots, l. \end{array} \right\} \xleftrightarrow{\mathcal{L}} \left\{ \begin{array}{l} \text{Tableaux } T \text{ and } U \text{ which} \\ \text{share an outer border and} \\ \text{occupy columns } 1, \dots, l. \end{array} \right\}$$

with $\mathcal{L} \circ \mathcal{L}$ the identity such that if $\mathcal{L}(P, Q) = (T, U)$, then P and T have the same content, as do Q and U . Also, the outer border of P equals the inner border of U , and the outer border of Q equals the inner border of T .

We combine complementation of growth diagrams with this local rules construction of tableaux algorithms. Given a local rule (and mapping) \mathcal{L} , define its *complement* \mathcal{L}^C by

$$(3.2) \quad \mathcal{L}^C(P, Q) = (T, U^C), \text{ where } \mathcal{L}(P, Q^C) = (T, U),$$

when this is well-defined. (Recall our convention that k and l are fixed when complementing several tableaux.) In other words, complement one tableau, perform the operation determined by \mathcal{L} , then complement back the appropriate tableau.

One set of conditions on \mathcal{L} which ensures this is well-defined is the following.

- I. \mathcal{L} does not increase the number of columns in tableaux. By this we mean that if $\mathcal{L}(P, Q) = (T, U)$ with P and Q having at most l columns, then T and U have at most l columns. (This is automatically satisfied by switching local rules.)
- II. We have $\mathcal{L}(P, Q) = (T, U)$ if and only if $\mathcal{L}(P^C, Q^C) = (T^C, U^C)$.

Any local rule \mathcal{L} satisfying conditions I and II has a complement \mathcal{L}^C which also satisfies conditions I and II.

When an insertion local rule satisfies conditions I and II, the tableaux operation \mathcal{L}^C is given by the switching local rule $\mathcal{L}^C(\alpha, \beta, \delta) = \gamma$, where \mathcal{L} completes the partial growth diagram

$$\begin{array}{c} \beta \quad (l, \alpha) \\ \delta \end{array}$$

with the partition (l, γ) , for $l \geq \delta_m$, the initial part of δ . Also, the growth diagrams for \mathcal{L} and \mathcal{L}^C fit into an array of four growth diagrams as in Section 3.1, displayed schematically in Figure 3. (Shown here for an insertion local rule \mathcal{L} .)

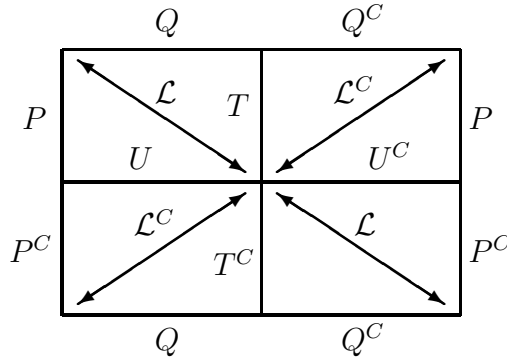


FIGURE 3. Growth diagrams of complementary operations.

3.4. Dual equivalence. Let \mathcal{L} be a reversible insertion local rule. Given a tableau Q sharing a border (inner or outer) with a tableau P , set $(T, U) = \mathcal{L}(P, Q)$. We call this passage from P to T (which is determined by Q) an \mathcal{L} -move applied to P . Two tableaux P and P' with the same shape are \mathcal{L} -dual equivalent if applying the same sequence of \mathcal{L} -moves to P and to P' gives tableaux of the same shape. When \mathcal{L} is a switching local rule, we may similarly define \mathcal{L} -moves and \mathcal{L} -dual equivalence. An elementary consequence of these definitions is that if Q and Q' are \mathcal{L} -dual equivalent, then the \mathcal{L} -moves determined by Q and Q' are identical.

When a local rule \mathcal{L} has a complement \mathcal{L}^C , \mathcal{L} -dual equivalence coincides with \mathcal{L}^C -dual equivalence.

Theorem 3.2. *Let \mathcal{L} be a local rule. If (3.2) defines a complementary mapping \mathcal{L}^C , then \mathcal{L} -dual equivalence coincides with \mathcal{L}^C -dual equivalence. If \mathcal{L} satisfies condition II, then a tableau P is \mathcal{L} -dual equivalent to Q if and only if P^C is \mathcal{L} -dual equivalent to Q^C .*

Proof. Complementing the second coordinates of a sequence of \mathcal{L} -moves applied to a tableau P gives a sequence of \mathcal{L}^C -moves applied to P . Thus \mathcal{L} -dual equivalence coincides with \mathcal{L}^C -dual equivalence.

When \mathcal{L} satisfies condition II, complementing both coordinates of a sequence of \mathcal{L} -moves applied to a tableau P gives a sequence of \mathcal{L} -moves applied to P^C . Thus P is \mathcal{L} -dual equivalent to Q if and only if P^C is \mathcal{L} -dual equivalent to Q^C . \blacksquare

4. INTERNAL ROW INSERTION

We apply the formalism of Section 3 to show Schützenberger’s jeu de taquin and internal row insertion (a modification of the procedure introduced in [15]) are complementary operations on pairs of tableaux. We first define the insertion local rule \mathcal{R} for internal row insertion. Suppose $\alpha \subset \beta$ and $\alpha \subset \gamma$ with β/α and γ/α horizontal strips, and prepending an integer if necessary, we assume that the initial (m th) parts of α, β , and γ are equal to the same number l . Set $\delta_m = l$ and for $i > m$,

$$(4.1) \quad \delta_i := \max\{\beta_i, \gamma_i\} + \min\{\beta_{i-1}, \gamma_{i-1}\} - \alpha_{i-1}.$$

Define $\mathcal{R}(\alpha; \beta, \gamma) := \delta$.

Lemma 4.1. *The rule (4.1) defines a reversible insertion local rule \mathcal{R} .*

Proof. The rule (4.1) is symmetric in β and γ , and α is determined by β, γ , and δ , and so it is reversible. If δ is defined by (4.1), then

$$\begin{array}{cc} \alpha & \beta \\ \gamma & \delta \end{array}$$

is a growth diagram. Indeed, as $\max\{\beta_i, \gamma_i\} \leq \delta_i$, both δ/β and δ/γ will be horizontal strips if $\delta_i \leq \min\{\beta_{i-1}, \gamma_{i-1}\}$. But this follows since $\max\{\beta_i, \gamma_i\} \leq \alpha_{i-1}$, as β/α and γ/α are horizontal strips.

It remains to show that $\sum_i \delta_i - \sum_i \gamma_i = \sum_i \beta_i - \sum_i \alpha_i$. Let n be an index such that $\alpha_n = \beta_n = \gamma_n = 0$. Since $\delta_m = l$, we have

$$\begin{aligned} \sum_i \delta_i &= l + \sum_{i=m+1}^n \max\{\beta_i, \gamma_i\} + \min\{\beta_{i-1}, \gamma_{i-1}\} - \alpha_{i-1} \\ &= \sum_{i=m}^n \max\{\beta_i, \gamma_i\} + \min\{\beta_i, \gamma_i\} - \alpha_{i-1} \\ &= \sum_i \gamma_i + \sum_i \beta_i - \sum_i \alpha_i, \end{aligned}$$

which completes the proof. \blacksquare

We define *internal row insertion* to be the tableaux operation determined by the insertion local rule \mathcal{R} , as in Section 3.3. Observe that \mathcal{R} satisfies the conditions I and II of Section 3.3, and so it has a complement, \mathcal{R}^C . We show that \mathcal{R}^C coincides with the jeu de taquin operation \mathcal{J} of Section 1, formalising the duality between jeu de taquin slides and row insertion discovered by Stembridge. We later relate these formulations of \mathcal{J} and \mathcal{R} to the traditional descriptions found in [15, 20].

Theorem 4.2. *The tableaux operation \mathcal{R}^C coincides with the jeu de taquin \mathcal{J} .*

Figure 4 shows \mathcal{R} and \mathcal{J} applied to complementary pairs of horizontal strips. Our convention is to number one tableau with letters, the other with numbers to help distinguish them; it is only the chain of shapes that matters. When one tableau extends another, we juxtapose them and use a thick line to indicate the boundary between the two.

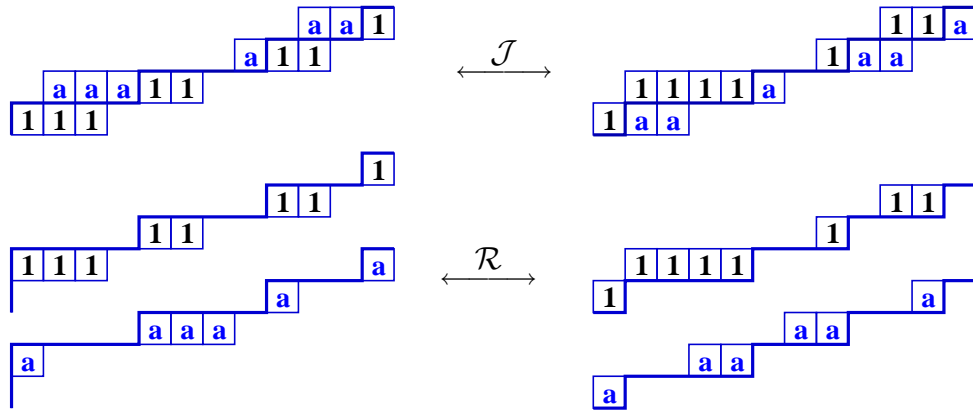


FIGURE 4. \mathcal{J} and \mathcal{R} on complementary horizontal strips.

Proof of Theorem 2.2. For statement (i), suppose we have a tableau Q extending a tableau P . If we complement both the rows and the columns of the growth diagram computing $\mathcal{J}(P, Q)$, then we obtain a growth diagram computing $\mathcal{J}(P^C, Q^C)$. Thus

$$(T, U) = \mathcal{J}(P, Q) \iff (T^C, U^C) = \mathcal{J}(P^C, Q^C),$$

from which the statement (i) follows.

In the notation of this section, assertion (ii) becomes

(ii)' U is \mathcal{J} -dual equivalent to T if and only if U^C is \mathcal{J} -dual equivalent to T^C .

But this follows by Theorem 3.2. \blacksquare

Proof of Theorem 4.2. Given a tableau $T : \alpha \subseteq \beta \subseteq \delta$ with $l = \delta_m$, the initial part of δ , we have $\mathcal{R}^C(\alpha, \beta, \delta) = \gamma$, where \mathcal{R} completes the partial growth diagram

$$\begin{array}{c} \beta \quad (l, \alpha) \\ \delta \end{array}$$

with the partition (l, γ) . Thus for each i ,

$$(l, \gamma)_{i+1} = \max\{\delta_{i+1}, (l, \alpha)_{i+1}\} + \min\{\delta_i, (l, \alpha)_i\} - \beta_i$$

or

$$(4.2) \quad \gamma_i = \max\{\delta_{i+1}, \alpha_i\} + \min\{\delta_i, \alpha_{i-1}\} - \beta_i.$$

We describe this in terms of the tableau T . Suppose β/α is filled with a 's and δ/β is filled with 1's. Form a new tableau U as follows.

- (i) In each column of T that contains both an a and a 1, interchange these symbols, and afterwards
- (ii) in each row segment containing both a 's and 1's left fixed under (i), shift the a 's to the right and the 1's to the left.

We claim that U is the tableau $\alpha \subseteq \gamma \subseteq \delta$ with γ/α filled with 1's and δ/γ filled a 's. Any tableau $U' : \alpha \subseteq \gamma' \subseteq \delta$ has each column of length 2 filled with a 1 above an a , as in (i). Observe that $\beta_i - \max\{\delta_{i+1}, \alpha_i\}$ is the number of a 's in the i th row of T left fixed by (i) and $\min\{\delta_i, \alpha_{i-1}\} - \beta_i$ the number of 1's left fixed by (i). The claim follows by observing that $\gamma_i - \max\{\delta_{i+1}, \alpha_i\} = \min\{\delta_i, \alpha_{i-1}\} - \beta_i$.

The theorem follows as rules (i) and (ii) describe the action of the jeu de taquin on horizontal strips as given by James and Kerber [5, pp. 91-92], and this suffices to describe the jeu de taquin (see also [1]). \blacksquare

The local rule \mathcal{R} is described in terms of horizontal strips filled with entries a and 1 as follows. Given a horizontal strip β/α filled with a 's and a horizontal strip γ/α filled with 1's, transfer any a 's and 1's which occupy the same boxes in row i into the next row, beginning with $\max\{\beta_i, \gamma_i\}$. The reverse operation is similarly described.

Example 4.3. The first column P and first row Q of the growth diagram (3.1) are the following tableaux:

$$P = \begin{array}{|c|c|} \hline & \mathbf{1} \\ \hline \mathbf{1} & \mathbf{3} \\ \hline \mathbf{2} & \\ \hline \end{array} \quad \text{and} \quad Q = \begin{array}{|c|c|c|} \hline & \mathbf{1} & \mathbf{2} \\ \hline \mathbf{2} & \mathbf{3} & \mathbf{3} \\ \hline \end{array}.$$

We claim that this growth diagram is obtained from P and Q using \mathcal{R} . For example, consider the upper left square of (3.1). Set $l := 3$, the length of the first (undisplayed) part of the partitions, and set $\alpha = (3, 1, 0)$, $\beta = (3, 2, 0)$, $\gamma = (3, 2, 1)$, and $\delta = (3, 2, 2)$. Note that $\delta_1 = 3$, and

$$\begin{aligned} \delta_2 &= 2 = 2 + 3 - 3 = \max\{\beta_2, \gamma_2\} + \min\{\beta_1, \gamma_1\} - \alpha_1, \\ \delta_3 &= 2 = 1 + 2 - 1 = \max\{\beta_3, \gamma_3\} + \min\{\beta_2, \gamma_2\} - \alpha_2, \end{aligned}$$

in agreement with (4.1). If we consider the last row and last column of (3.1), we see that $\mathcal{R}(P, Q) = (T, U)$, where

$$T = \begin{array}{|c|c|c|} \hline & & \\ \hline & & \\ \hline \mathbf{1} & \mathbf{1} & \\ \hline \mathbf{2} & \mathbf{3} & \\ \hline \end{array} \quad \text{and} \quad U = \begin{array}{|c|c|c|} \hline & & \mathbf{2} \\ \hline & & \mathbf{3} \\ \hline & \mathbf{1} & \\ \hline \mathbf{2} & \mathbf{3} & \\ \hline \end{array}.$$

The additional 3 growth diagrams in Figure 2 provide further examples of \mathcal{J} and \mathcal{R} . Consider the lower left growth diagram of Figure 2.

221	222	3221	3322
4211	4221	43211	43321
4421	4422	44321	44332
4441	4442	44431	44433

Let P^C be the tableau of the first column (filled with $a < b < c$) and Q the tableau of the last row. From this, we see that $\mathcal{J}(P^C, Q) = (T^C, U)$, i.e.,

$$\mathcal{J} \left(\begin{array}{|c|c|c|c|} \hline & & \mathbf{a} & \mathbf{a} \\ \hline & & \mathbf{b} & \mathbf{b} \\ \hline & \mathbf{b} & \mathbf{c} & \mathbf{c} \\ \hline \mathbf{a} & \mathbf{1} & \mathbf{2} & \\ \hline \mathbf{2} & \mathbf{3} & \mathbf{3} & \\ \hline \end{array} \right) = \begin{array}{|c|c|c|c|} \hline & & \mathbf{2} & \mathbf{a} \\ \hline & & \mathbf{3} & \mathbf{b} \\ \hline & \mathbf{1} & \mathbf{a} & \mathbf{c} \\ \hline \mathbf{2} & \mathbf{3} & \mathbf{b} & \\ \hline \mathbf{a} & \mathbf{b} & \mathbf{c} & \\ \hline \end{array} .$$

Both the jeu de taquin and the Robinson-Schensted correspondence (of which internal row insertion is a variant) are described in [20] via growth diagrams consisting of standard tableaux as follows.

In Appendix 1 to Chapter 7 in [20], Fomin gives the following local rule for the jeu de taquin: If $\alpha \subset \beta \subset \delta$, then either the interval $[\alpha, \delta]$ in Young’s lattice contains a fourth partition $\gamma \neq \beta$, or else the interval $[\alpha, \delta]$ is a chain, in which case we set $\gamma := \beta$. One may verify from the definition (4.2) of \mathcal{J} that $\gamma = \mathcal{J}(\alpha, \beta, \delta)$.

Similarly, suppose that $\alpha \subset \beta$ and $\alpha \subset \gamma$. In Section 7.13 of [20], Stanley gives Fomin’s local rule for Robinson-Schensted insertion.

- (1) If $\beta \neq \gamma$, then let $\delta := \beta \vee \gamma$, the unique partition covering both β and γ .
- (2) If $\beta = \gamma$, then β/α is a single box in the i th row, and we define δ so that δ/β is a single box in the $(i+1)$ st row.

One may verify from the definition (4.1) of \mathcal{R} that $\delta = \mathcal{R}(\alpha; \beta, \gamma)$. (The other 2 possibilities in [20] of $\alpha = \beta = \gamma (= \delta)$ and $\alpha = \beta = \gamma$ with a mark in the square—indicating an external insertion—do not occur for us.)

Let $st(\beta/\alpha)$ denote the standard renumbering of a horizontal strip β/α , which is now a standard tableau. The familiar fact that the jeu de taquin and Schensted insertion commute with standard renumbering manifests itself here as follows: $\delta = \mathcal{R}(\alpha; \beta, \gamma)$ if and only if $(st(\delta/\gamma), st(\delta/\beta)) = \mathcal{R}(st(\beta/\alpha), st(\gamma/\alpha))$, and $\gamma = \mathcal{J}(\alpha, \beta, \delta)$ if and only if $(st(\delta/\gamma), st(\gamma/\alpha)) = \mathcal{J}(st(\beta/\alpha), st(\delta/\beta))$.

The skew insertion procedure of Sagan and Stanley [15] mixes Schensted insertion with the internal insertion procedure \mathcal{R} . If tableaux T and U share a common inner border, then \mathcal{R} acts on the pair (T, U) in the same way as the forward direction of the procedure of Theorem 6.11 [15] when the matrix word π is empty.

The difference lies in the reverse procedure, where P and Q share an outer border. The essence of this difference occurs when P and Q are single boxes. Suppose $\beta \subset \delta$ and $\gamma \subset \delta$ (so that δ/β and δ/γ are single boxes) and suppose we have $\alpha = \mathcal{R}(\beta, \gamma; \delta)$. By the definition of \mathcal{R} , if $\beta \neq \gamma$, then α is the unique partition covered by both β

and γ . If however $\beta = \gamma$ and δ/β is a single box in the i th row, then β/α is a single box in the $(i-1)$ st row.

This differs from the procedure in [15] only in the case (2) when i is the initial row, that is, $\beta = \gamma$ and δ/β is a single box in the first row. Then Sagan and Stanley set $\alpha = \beta$, and bump a number out of their tableaux, forming part of the matrix word π . We avoid this by assuming in effect that our partitions have a previous row of length $l = \delta_1$, which is empty in the skew shapes δ/β and δ/γ .

5. INTERNAL COLUMN INSERTION, HOPSCOTCH, AND STABLE TABLEAUX

For standard tableaux (and hence for all tableaux via standard renumbering), internal column insertion is essentially the same as internal row insertion—one simply replaces ‘row’ by ‘column’ in the definitions to obtain internal column insertion. While internal column insertion gives nothing new of itself, when combined with complementation, we do get something interesting. We call this new operation hopscotch. Hopscotch is defined on pairs P and Q , where Q extends P , and one of P , Q is a tableau, while the other is a stable tableau, which is defined in Section 5.3 below.

5.1. Local rules for column insertion. We give the following local rules formulation of internal column insertion for standard tableaux, which is the matrix transpose of that for internal row insertion. Given partitions $\alpha \subseteq \beta$ and $\alpha \subseteq \gamma$, define a partition δ by

- (1) If $\gamma \neq \beta$, then δ is their least upper bound, $\beta \vee \gamma$.
- (2) If $\gamma = \beta$, and the box β/α is in the j th column, then δ/β is a box in the $(j+1)$ st column.

Set $\mathcal{C}(\alpha; \beta, \gamma) := \delta$.

This gives an algorithm for standard tableaux which can be generalised to arbitrary tableaux by standard renumbering. An explicit rule for operating on horizontal strips is given in Section 5.2.

Consider now the reverse of this procedure. Given partitions $\beta \subseteq \delta$ and $\gamma \subseteq \delta$, we define α by

- (1) If $\gamma \neq \beta$, then α is their greatest lower bound, $\beta \wedge \gamma$.
- (2) If $\gamma = \beta$, and the box δ/β is in the j th column, then β/α is a box in the $(j-1)$ st column.

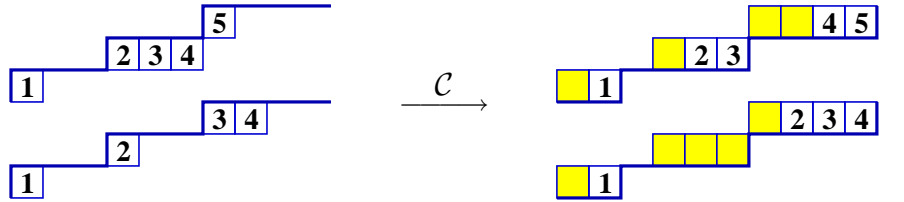
Set $\mathcal{C}(\beta, \gamma; \delta) := \alpha$.

The reverse procedure does not work when δ/β is a box in the first column. This forces us to generalise our notions of shape and tableaux. The basic idea is to allow the creation of new columns, labeled with non-positive integers, to the left of existing columns when we need them.

Henceforth we define a *shape* to be a finite weakly decreasing sequence of integers (positive or negative), called *parts*. This set of shapes with a fixed length m forms a poset under componentwise comparison, which extends Young’s lattice of partitions. Using \subset for this partial order, we define skew shapes β/α for $\alpha \subset \beta$ as before. A horizontal strip is (as before), a skew shape β/α with at most one box in each column. We define a *tableau* of shape β/α with entries from $[k]$ to be a chain $\alpha = \beta^0 \subset \beta^1 \subset$

$\dots \subset \beta^k = \beta$ where each β^i/β^{i-1} is a horizontal strip. We can convert a tableau T (as defined here) into a tableau as defined in [14, 3, 20], merely by adding a large enough number to each part of the shapes that define T , in effect shifting T horizontally.

5.2. Internal column insertion. We extend this rule \mathcal{C} for standard tableaux to an insertion local rule \mathcal{C} for tableaux so that the resulting tableaux operation commutes with standard renumbering. Let β/α and γ/α be horizontal strips, with α , β , and γ shapes. Consider applying the tableaux algorithm \mathcal{C} to the standard renumberings of the horizontal strips β/α and γ/α . This proceeds from left to right (from the last row to the first). If there is any overlap between β/α and γ/α in the i th row, then the entries in that row are shifted to the right by the amount of that overlap, displacing entries in the previous row, if necessary. For example, suppose $\alpha = (6, 3, 0)$, $\beta = (7, 6, 1)$, and $\gamma = (8, 4, 1)$. Then we have



and so $\delta = (10, 6, 2)$.

Formally, given shapes α , β , and γ with β/α and γ/α horizontal strips, we define the shape δ recursively as follows. Suppose that the shapes α , β , and γ each have m parts. Set $d_m = 0$, and for $i = m, m-1, \dots, 2$, set

$$(5.1) \quad \begin{aligned} \delta_i &:= \min \left\{ \begin{array}{l} \beta_i + \gamma_i + d_i - \alpha_i \\ \alpha_{i-1} \end{array} \right. , \\ d_{i-1} &:= \max \left\{ \begin{array}{l} \beta_i + \gamma_i + d_i - \alpha_i - \alpha_{i-1} \\ 0 \end{array} \right. , \end{aligned}$$

and set $\delta_1 := \beta_1 + \gamma_1 + d_1 - \alpha_1$. We define $\mathcal{C}(\alpha; \beta, \gamma) := \delta$. Note that \mathcal{C} does not change the number of rows of shapes. In the above example, $d_3 = d_2 = 0$ while $d_1 = 1$. The numbers d_i 's keep track of boxes ‘bumped’ from row $i-1$ to row i .

Example 5.1. We apply \mathcal{C} to the tableaux P and Q of the upper left growth diagram in Figure 2 to obtain the following growth diagram.

$$(5.2) \quad \begin{array}{cccc} 1 & 2 & 31 & 33 \\ 21 & 31 & 42 & 53 \\ 211 & 311 & 421 & 531 \\ 221 & 321 & 431 & 541 \end{array}$$

Lemma 5.2. *The rule (5.1) defines a local rule \mathcal{C} which is reversible in that, given β, γ , and δ with δ/β and δ/γ horizontal strips, there is a unique shape α with $\mathcal{C}(\alpha; \beta, \gamma) = \delta$.*

Proof. The only condition that needs to be checked is that δ , β , and γ determine α . But this follows from the corresponding property of \mathcal{R} as we may compute α from

δ , β , and γ by the standard renumbering of δ/β and δ/γ , using the local rule \mathcal{C} for standard tableaux, which is equivalent to \mathcal{R} via conjugation. \blacksquare

We define *internal column insertion* \mathcal{C} to be the tableaux operation determined by the local rule \mathcal{C} .

Theorem 5.3. *Internal column insertion is a bijection*

$$\left\{ \begin{array}{l} \text{Tableaux } P \text{ and } Q \text{ which} \\ \text{share an inner border.} \end{array} \right\} \xleftrightarrow{\mathcal{C}} \left\{ \begin{array}{l} \text{Tableaux } T \text{ and } U \text{ which} \\ \text{share an outer border.} \end{array} \right\}$$

with $\mathcal{C} \circ \mathcal{C}$ the identity such that if $\mathcal{C}(P, Q) = (T, U)$, then P is Knuth-equivalent to T and Q is Knuth-equivalent to U . Also, the outer border of P equals the inner border of U , and outer border of Q equals the inner border of T .

Furthermore, \mathcal{C} -dual equivalence coincides with \mathcal{J} -dual equivalence.

Proof. To show Knuth-equivalence, let $\mathcal{C}(P, Q) = (T, U)$. Since \mathcal{C} commutes with standard renumbering, we may assume Q is standard. Then T is obtained from P by a series of internal column insertions. Adapting the arguments of [15], we see that internal column insertion preserves Knuth equivalence. Thus P is Knuth-equivalent to T . Since \mathcal{C} is symmetric in its two arguments, Q is Knuth-equivalent to U .

Consider applying a sequence of \mathcal{C} -moves to a tableau P . Since \mathcal{C} commutes with standard renumbering, we may assume that each \mathcal{C} -move in that sequence is given by a tableau consisting of a single box. The effect of these moves on the shape of P will be the same as the effect on the shape of the standard renumbering $st(P)$ of P . If we take the conjugate (matrix transpose) of tableaux in this sequence of \mathcal{C} -moves applied to $st(P)$, we obtain a sequence of \mathcal{R} -moves applied to the conjugate $st(P)^t$ of $st(P)$. Since $\mathcal{J} = \mathcal{R}^C$, this observation and Theorem 3.2 imply that P and Q are \mathcal{C} -dual equivalent if and only if $st(P)^t$ and $st(Q)^t$ are \mathcal{J} -dual-equivalent.

However, a tableau P is dual-equivalent to its standard renumbering, as \mathcal{J} commutes with standard renumbering. Also, two dual-equivalent standard tableaux have dual equivalent conjugates, as the conjugate of a jeu de taquin slide is another jeu de taquin slide, by (1.1). This proves that \mathcal{C} and \mathcal{J} have the same dual equivalence classes. \blacksquare

5.3. Hopscotch and stable tableaux. We would like to define the new tableaux operation \mathcal{H} of hopscotch to be the tableaux operation complementary to internal column insertion \mathcal{C} . That is, if P and Q are tableaux with Q extending P , then we would set

$$(5.3) \quad \mathcal{H}(P, Q) := (T, U^C) \quad \text{where} \quad \mathcal{C}(P, Q^C) = (T, U).$$

(Recall that U and Q^C have the same content.) Unfortunately, this does not work in general. This is because \mathcal{C} can increase the number of columns in tableaux, violating condition I of Section 3.3. However, we will salvage something from this idea, by extending our notion of “tableau”.

The essential problem comes from the fact that \mathcal{C} may increase the number of columns of a tableau. Thus, if we use a complementation parameter l to form Q^C , then the tableau U may extend beyond the l th column, and thus forming U^C will

require a different complementation parameter, larger than l . This cannot in general be remedied by increasing l to some other integer. To solve this problem we build an asymmetry into \mathcal{H} , requiring that one of P or Q is a new object called a “stable tableau”, which is the complement of an ordinary tableau with respect to infinitely many columns.

We formalise this idea. A *stable shape* α is a finite weakly decreasing sequence of integers and the symbols ∞ and $\overline{\infty}$, where $\overline{\infty} < n < \infty$ for any integer n . If we regard a shape as having arbitrarily many trailing $\overline{\infty}$ s, then stable shapes form a lattice under componentwise comparison, which contains our earlier poset of shapes. We form the stable skew shape β/α as before. If the finite parts of α and β occur in the same rows, then we can ignore initial ∞ 's and trailing $\overline{\infty}$'s and regard β/α as an ordinary skew shape. In this way, stable skew shapes and ordinary skew shapes may extend each other.

A *stable horizontal strip* β/α is a pair of stable shapes $\alpha \subseteq \beta$ where, if α_m is the first finite part of α and β_n the last finite part of β , then

$$\alpha_{m-1} = \infty = \beta_m > \alpha_m \geq \beta_{m+1} \geq \dots \geq \alpha_{n-1} \geq \beta_n > \alpha_n = \overline{\infty} = \beta_{n+1}.$$

If we consider β/α as a collection of boxes in the plane, then β/α has at most one box in each column, and it has 2 half-infinite rows of boxes extending from either end. Equivalently, if we let $\alpha^S := (\infty, \alpha)$, then β/α is a stable horizontal strip if and only if $\beta \subseteq \alpha^S$, and, upon removing the ∞ 's and $\overline{\infty}$'s from β and α^S , α^S/β is an ordinary horizontal strip with boxes in the empty columns of β/α .

Let $\alpha = (\infty, 4, 3, 1, \overline{2}, \overline{\infty}, \overline{\infty})$ and $\beta = (\infty, \infty, 3, 3, \overline{1}, \overline{3}, \overline{\infty})$, where we write \overline{a} for a negative integer $-a$. Figure 5 shows the stable horizontal strip β/α and its complementary horizontal strip α^S/β .

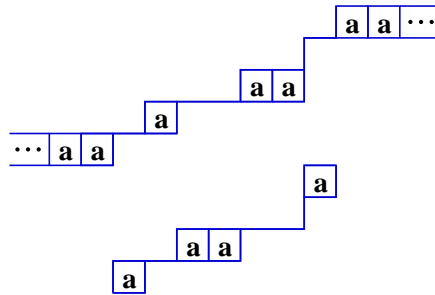


FIGURE 5. Complementary horizontal strips.

A *stable tableau* T with stable shape β/α and entries from $[k]$ is a chain $\alpha = \beta^0 \subseteq \beta^1 \subseteq \dots \subseteq \beta^k = \beta$ of stable shapes, where the successive stable skew shapes β^i/β^{i-1} are stable horizontal strips. The appropriate notion of complementation for stable tableaux involves complementing all columns. Thus if $T : \beta^0 \subseteq \beta^1 \subseteq \dots \subseteq \beta^k$ is a stable tableaux, its *stable complement* T^S is the chain $\beta^k \subset (\infty, \beta^{k-1}) \subset \dots \subset (\infty^k, \beta^0)$. Since T is a stable tableaux, each shape β^i has one more part of ∞ than its predecessor β^{i-1} and the same number of finite parts, and so we may remove the same number of parts of ∞ from each shape (∞^{k-i}, β^i) of T^S and obtain

Proof. These properties of hopscotch all follow from the corresponding properties of internal column insertion (Theorem 5.3), the definition of hopscotch, and properties of stable complementation (Theorem 5.4). \blacksquare

6. HOPSCOTCH AND TESLER’S SHIFT GAMES

We give local rules for hopscotch and relate it to Tesler’s [23] rightward- and leftward-shift games.

6.1. Local Rules for Hopscotch. We give local rules for \mathcal{H} when the ordinary tableau is standard, that is when each horizontal strip in P is a single box. As hopscotch commutes with standard renumbering (because internal column insertion does), this enables the computation of $\mathcal{H}(P; Q)$ when P is an arbitrary tableau.

Definition 6.1. Let $\alpha \subset \beta \subset \delta$ be shapes with β/α a stable horizontal strip. Let c denote the column of δ/β , and H denote the set of columns of β/α . Define the stable shape γ with $\alpha \subset \gamma \subset \delta$ as follows.

- (1) If $c \in H$, then define γ so that α and γ also differ in column c . (So δ/γ will have the same set of columns H .)
- (2) If $c \notin H$, then let c' denote the smallest element of H greater than c , and define γ so that γ and α differ in column c' . (So δ/γ will have the set of columns $H' := H \cup \{c'\} \setminus \{c\}$.)

Remark 6.2. In either case of Definition 6.1, if β and δ differ in row r , then α and γ will differ in row r' , where r' is the largest row less than r where α and β differ.

The local rule described in Definition 6.1 may sometimes be computed when β/α is an ordinary horizontal strip—which may be considered to be the truncation to a finite interval of columns of a stable horizontal strip. The 2×6 array in Figure 7 is a growth diagram of ordinary shapes, with the second row filled in from right to left using the local rule of Definition 6.1.

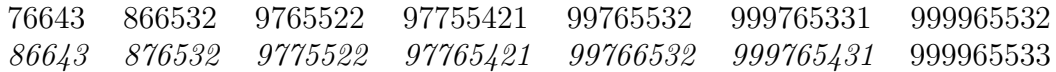


FIGURE 7. Local rule of Definition 6.1.

Theorem 6.3. Given stable shapes $\alpha \subset \beta \subset \delta$ with β/α a stable horizontal strip, the stable shape γ defined in Definition 6.1 satisfies $\gamma = \mathcal{H}(\alpha, \beta, \delta)$, i.e., Definition 6.1 gives a local rules description of \mathcal{H} .

Proof. The theorem follows from the description for \mathcal{C} when one strip is standard. Let α, β , and γ be shapes with $\alpha \subset \gamma$, $\alpha \subset \beta$ with β/α a horizontal strip. Then the shape $\delta = \mathcal{C}(\alpha; \beta, \gamma)$ may also be defined by

- (1) If $\gamma \not\subset \beta$, then set $\delta := \gamma \vee \beta$.

- (2) Otherwise, $\gamma \subset \beta$. In this case, γ/α is a box in column c . Choose δ covering β so that the box δ/β is in column c' minimal subject to $c' > c$ with δ/α is a horizontal strip. \blacksquare

The reverse local rule for \mathcal{H} given $\alpha \subset \beta \subset \delta$, when the inner horizontal strip consists of a single box, is described by replacing Case 2 in Definition 6.1 by

- (2)' If $c \notin H$, then let c' denote the largest element of H less than c , and define γ so that γ and α differ in column c' . (So δ/γ will be the set of columns $H' := H \cup \{c'\} \setminus \{c\}$.)

6.2. Hopscotch and Tesler's shift games. In his study of semi-primary lattices, Tesler [23] defines certain leftward- and rightward-shift games applied to standard skew tableaux which model the effect of certain lattice-theoretic procedures. These games give rise to an algorithm to construct a tableau T of partition shape from a standard skew tableau P . Studying the corresponding objects in a semi-primary lattice, he then shows that T is the result of applying jeu de taquin slides to P , and thus T is the rectification of P . We show how Tesler's algorithm may be regarded as a special case of hopscotch and give a combinatorial (as opposed to geometric) proof that his algorithm computes the rectification of P .

In these games of Tesler, a vertical strip (full of $*$'s) is moved through a tableau P , and some entries of P are removed (forming the $*$'s). We describe the conjugate (replacing columns by rows) of Tesler's rightward shift game in terms of a local rule. The leftward shift game is the reverse of this procedure.

Definition 6.4. *An almost standard tableau P is a tableau $\beta^0 \subset \beta^1 \subset \dots \subset \beta^k$, where each \subset in the chain is either a cover \subset or an equality. Given an almost standard tableau $P : \beta^0 \subset \beta^1 \subset \dots \subset \beta^k$, Tesler's rightward shift game constructs another almost standard tableau $\mathcal{S}(P) : \alpha^0 \subset \dots \subset \alpha^k$ where each β^i/α^i is a horizontal strip. This begins with $\alpha^0 := \beta^0$. If we have constructed $\alpha^0, \dots, \alpha^{i-1}$, then we have the (partial) growth diagram*

$$\begin{array}{c} \alpha^{i-1} \\ \beta^{i-1} \quad \beta^i \end{array} \cdot$$

We construct α^i as follows.

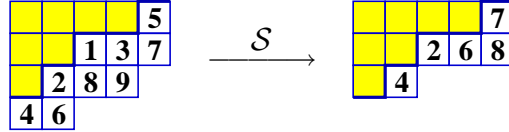
- (1) If $\beta^i = \beta^{i-1}$, then we set $\alpha^i := \alpha^{i-1}$.
- (2) If β^i/β^{i-1} is a single box in the r th row and if the horizontal strip β^{i-1}/α^{i-1} has no boxes in rows less than r , then we set $\alpha^i := \alpha^{i-1}$.
- (3) If β^i/β^{i-1} is a single box in the r th row and if the horizontal strip β^{i-1}/α^{i-1} has boxes in rows less than r , then we choose the largest row r' of β^{i-1}/α^{i-1} less than r and let α^i/α^{i-1} be a box in that row.

By Remark 6.2, the similarity between these rules, particularly (3), and those for hopscotch is evident.

Example 6.5. We give a completed example of \mathcal{S} applied to a standard tableau (the second row below):

421 421 431 431 432 432 442 542 552 552
 421 431 432 442 4421 5421 5422 5522 5532 5542

We display this in terms of tableaux.



Informally, we move the entries in the tableaux in order northeast to the nearest available space. The 1 vacates the tableau, the 2 moves into the empty space where the 1 was, the 3 vacates, the 4 moves where the 2 was, the 5 vacates, the 6 moves where the 3 was, the 7 moves where the 5 was, the 8 moves where the 7 was, and the 9 vacates.

Let $r(P)$ be the integers in P but not in $\mathcal{S}(P)$, that is, the set of indices i where $\beta^{i-1} \subsetneq \beta^i$ but $\alpha^{i-1} = \alpha^i$. In the example above, $r(P) = \{1, 3, 5, 9\}$. Then Tesler’s rectification algorithm runs as follows: Given a standard skew tableau P , form tableaux P_0, \dots, P_k and sets r_1, \dots, r_k recursively, initially setting $P_0 := P$ and then

$$P_i := \mathcal{S}(P_{i-1}) \quad \text{and} \quad r_i := r(P_{i-1}).$$

Proposition 6.6 ([23], Theorem 8.13). *The tableau P_k is empty and r_1, \dots, r_k form the rows of the rectification S of P .*

We relate this to hopscotch, first showing that \mathcal{S} is equivalent to a particular \mathcal{H} -move applied to P , and then we show how to compute the tableau S of Proposition 6.6 using hopscotch. This will give a new, combinatorial proof of this result of Tesler.

Let $P : \beta^0 \subsetneq \beta^1 \subsetneq \dots \subsetneq \beta^k$ be a standard tableau where each shape β^i has n nonnegative parts (appending 0’s if needed). Let b be the first (largest) part of β^k . Prepend ∞ and append 0 to each shape β^i and consider it to be a stable shape. Set $\alpha^0 = \beta^0$ and define

$$\gamma^0 := b \geq b_1 \geq b_2 \geq \dots \geq b_n > \overline{\infty},$$

where $\beta^0 = \infty > b_1 \geq \dots \geq b_n \geq 0$. Then the stable horizontal strip β^0/γ^0 consists of two semi-infinite rows of boxes, one beginning in column $b+1$ in the first row, and one ending in column 0 in row $n+1$. Set $Q := \beta^0/\gamma^0$ and $(T; U) := \mathcal{H}(P; Q)$. Define shapes $\gamma^1, \dots, \gamma^k$ and $\alpha^0, \dots, \alpha^k$ so that the standard tableau T above is $\gamma^0 \subsetneq \gamma^1 \subsetneq \dots \subsetneq \gamma^k$ and $\mathcal{S}(P) = \alpha^0 \subsetneq \dots \subsetneq \alpha^k$. For each $i = 0, 1, \dots, k$, set $a_i := \#\{j < i \mid \alpha^j = \alpha^{j+1}\}$.

Lemma 6.7. *For each $i = 0, \dots, k$ the stable shape γ^i is*

$$(6.1) \quad b + a_i \geq \alpha_1^i \geq \dots \geq \alpha_n^i > \overline{\infty}.$$

In particular, $r(P)$ is the first row of T and $\mathcal{S}(P)$ consists of the remaining rows of T .

Proof. We prove this by induction on i , the case $i = 0$ being the definition of γ^0 . Suppose that (6.1) holds for $\gamma^0, \dots, \gamma^{i-1}$. We compare the i th steps of \mathcal{H} and \mathcal{S} . Since P is standard, case (1) of Definition 6.4 for \mathcal{S} does not occur. If we are in case (2) of Definition 6.4, then $\alpha^i = \alpha^{i-1}$ and $a_i = 1 + a_{i-1}$. Since the stable horizontal strip β^{i-1}/γ^{i-1} has no boxes in rows between its first row and the row r of the single box β^i/β^{i-1} , the stable shapes γ^i and γ^{i-1} differ only in the first row, by Remark 6.2. Finally, case (3) of Definition 6.4 is equivalent to hopscotch. \blacksquare

Figure 8 shows an example of this hopscotch move where we fill the stable horizontal strip Q with $*$'s. Note the similarity with Example 6.5.

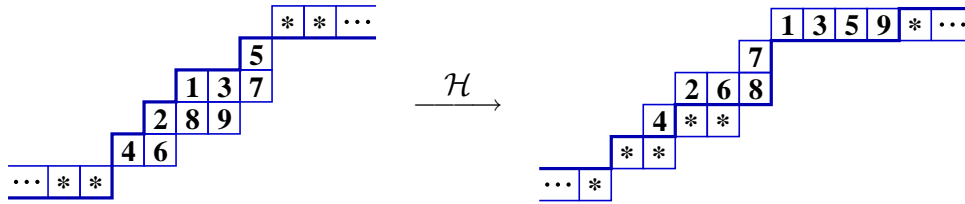


FIGURE 8. \mathcal{S} as a hopscotch move.

To compute the rectification tableau S of Proposition 6.6 using hopscotch, we iterate the hopscotch move of Lemma 6.7, letting the initial tableau P extend sufficiently many stable horizontal strips of the form Q above. Given P with β^i , b , and b_i as in the paragraph before Lemma 6.7, set $l := \min\{k, n\}$. Define the stable tableau $Q := \alpha^0 \subset \alpha^1 \subset \dots \subset \alpha^l$ by

$$\alpha^i := \infty^i > b^{l-i} \geq b_1 \geq \dots \geq b_n \geq 0^i > \overline{\infty}^{l-i}.$$

If we prepend ∞^l and append 0^l to each partition β^i , then the standard tableau P extends the stable tableau Q . Set $(T; U) := \mathcal{H}(P; Q)$. Figure 9 displays this action of hopscotch on the tableau P of Figure 8, rectifying it to T . The tableau T has partition

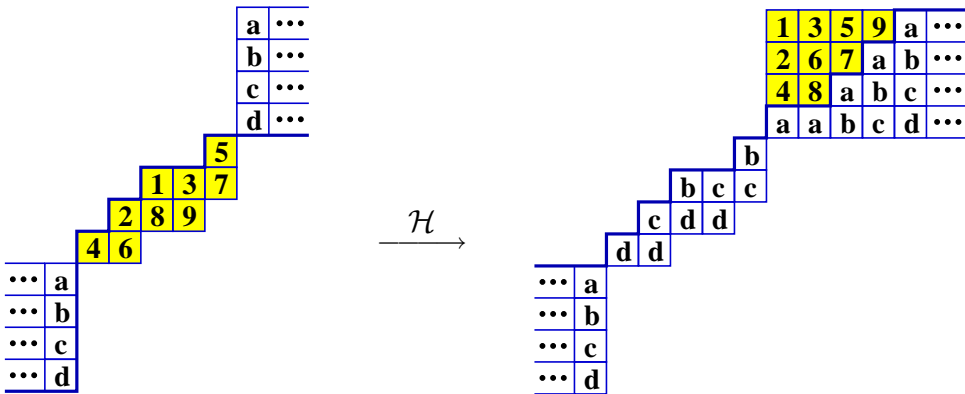


FIGURE 9. Tesler's rectification algorithm as hopscotch.

shape and is in the initial l rows and columns greater than b_n . By Theorem 5.6, T

is Knuth-equivalent to P and hence is the rectification of P . Successively applying Lemma 6.7 and analysing the effect of hopscotch on the columns greater than b_n , we obtain a combinatorial proof that Tesler’s algorithm rectifies tableaux.

7. JEUX DE TABLEAUX

In Section 1 we asserted that the new tableaux operations of \mathcal{R} , \mathcal{C} , and \mathcal{H} have ramifications for ordinary tableaux, even though we generalised ordinary tableaux in order to define these operations. We describe four different algorithms to rectify a column-strict tableau, supplementing the classical jeu de taquin of Schützenberger [18]. The first is constructed from the internal (row) insertion of Sagan and Stanley [15], and the second is similarly derived from column insertion [3, 14]. The last two are related to hopscotch. One, which we call row extraction, is the column-strict tableaux version of Tesler’s rectification algorithm of Section 6.2, and the other, which we call column extraction, is adapted from Stroomer’s column sliding algorithm [22].

In this section, tableaux all have (skew) partition shape, in the traditional sense: non-negative integer parts, and the initial part of a partition λ is λ_1 .

7.1. Internal Insertion Games. Let P be a column-strict tableau of shape λ/μ with μ, λ partitions. We assume that P has entries in both the first row and first column. A(n) (*inside*) *cocorner* is an entry of P with no neighbours in P to the left or above. An *internal row insertion* on P as introduced in [15] begins with a cocorner of P . That entry is removed from P and inserted into the subsequent rows of P using Schensted (row) insertion. The resulting tableau is Knuth-equivalent to P .

The *row insertion game* begins with a column-strict tableau P of shape λ/μ and a row j with $\mu_j = 0$. The game proceeds by successive internal row insertions beginning with cocorners in rows $< j$, and it ends when there are no such cocorners. The result is a tableau T of partition shape (occupying rows $\geq j$) Knuth-equivalent to P , that is, the rectification of P . Thus the result of the row insertion game is independent of the particular sequence of cocorners chosen. We illustrate this process in Figure 10. In each tableau in that sequence, we shade the cocorner and insertion path that creates the subsequent tableau.

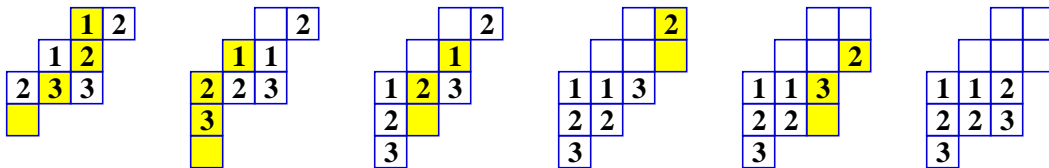


FIGURE 10. The row insertion game.

We do the same with column insertion. An *internal column insertion* on a tableau P begins with a cocorner of P . That entry is removed from P and inserted into subsequent columns of P using column insertion [3, 14], and the resulting tableau is Knuth-equivalent to P .

The *column insertion game* begins with a column-strict tableau P of shape λ/μ and proceeds by successive internal column insertions beginning with cocorners in columns $1, \dots, \mu_1$, and it ends when there are no such cocorners. The result is a tableau T of partition shape (occupying columns $> \mu_1$) Knuth-equivalent to P , that is, the rectification of P . Thus the result of the column insertion game is independent of the particular sequence of cocorners chosen. We illustrate this process in Figure 11. In each tableau in that sequence, we shade the cocorner and insertion path that creates the subsequent tableau.

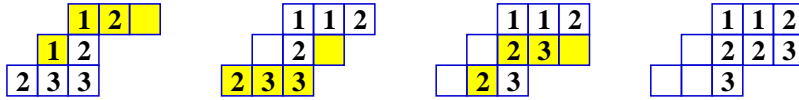


FIGURE 11. The column insertion game.

7.2. Row Extraction. Row extraction is the extension of the rectification algorithm of Tesler, \mathcal{S} , described in Section 6.2, to column-strict tableaux. After describing this extension, we show how it may be used to compute the rectification of a column-strict skew tableau P . Define the *cross order* on the cells of a shape or tableau by $c \prec d$ if the cell c lies in the same column as, or a subsequent column to, d and is in a previous row.

Let $P : \mu = \lambda^0 \subset \lambda^1 \subset \dots \subset \lambda^k = \lambda$ be a tableau where λ^i/λ^{i-1} is a horizontal strip of i 's. *Row extraction* creates an initially vacant horizontal strip of $*$'s and moves it successively past each horizontal strip λ^i/λ^{i-1} of P , possibly getting larger as it goes by the creation of new $*$'s, which replace entries of P . The result is a tableau $\mathcal{E}(P)$ with inner border μ extended by a horizontal strip of $*$'s whose outer border is λ . The collection of all replaced entries of P is a multiset $r(P)$.

We describe how to move a horizontal strip of $*$'s past a horizontal strip λ^i/λ^{i-1} extending it. This proceeds left-to-right through λ^i/λ^{i-1} , moving each entry i as follows. The current entry i in λ^i/λ^{i-1} is interchanged with the maximal $*$ smaller than it in the cross order, and if there is no such $*$, then that i is removed and replaced by a new $*$. The horizontal strip of $*$'s is initially empty, and remains so until encountering the first nonempty horizontal strip λ^i/λ^{i-1} , at which point all i 's are logically removed and replaced by $*$'s. We give an example in Figure 12 of an intermediate stage of the algorithm, where two i 's are removed.



FIGURE 12. Row extraction on horizontal strips.

This process is essentially Tesler's algorithm \mathcal{S} as described in Section 6.2, up to standard renumbering. The column-strict extension of Tesler's rectification algorithm

proceeds as follows: Given P , form tableaux P_0, P_1, \dots, P_k and multisets r_1, \dots, r_k by $P_0 := P$, and for each $i = 1, \dots, k$,

$$P_i := \mathcal{E}(P_{i-1}) \quad \text{and} \quad r_i := r(P_{i-1}).$$

Then $P_k = \emptyset$, and an analysis as in Section 6.2 shows that the multisets r_1, \dots, r_k form the rows of the rectification of P . Figure 13 shows this procedure applied to the tableau P of Figures 10 and 11. Each row in the figure is one application of \mathcal{E} , and the multiset of entries removed in each step is displayed to the right.

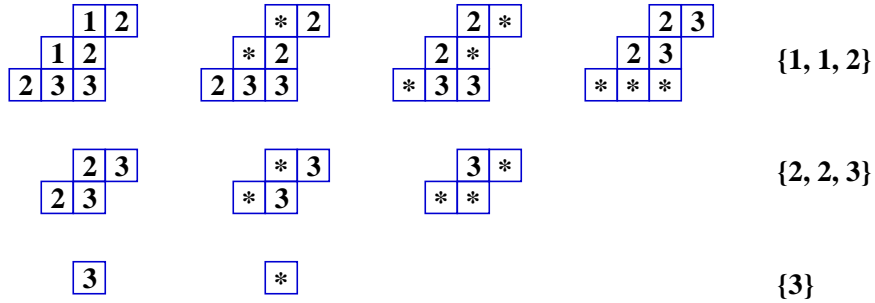


FIGURE 13. Rectifying using row extraction.

7.3. Column Extraction. The last algorithm of column extraction is strangest of all. Its discovery in February 1992 and a desire to find a common framework with jeu de taquin was the genesis of this paper. Column extraction is constructed from the column sliding algorithm of Stroomer [22], which we first describe.

Let P be a column-strict tableau with entries in $[k]$, and let b be an inner corner of P . A *column slide* beginning at b is given by moving an empty box b through P as follows. Initially b switches with the first 1 greater in the cross order in P . Then the empty box switches with the first 2 in the cross order, and so on, concluding when b switches with a k . It is only permissible to begin a column slide at b when there exists a chain of entries in the cross order labelled $1, 2, \dots, k$. In the figure below, it is not permissible to begin a column slide at the inner corner marked with an X , but it is permissible to begin a column slide at the inner corner marked with an $*$. We shade the paths of both the impermissible column slide beginning with X and the permissible column slide beginning with $*$, and then in the right tableau show the result of the permissible column slide.

Lemma 7.1. *The result T of a permissible column slide on a tableau P is Knuth-equivalent to P .*

Proof. Consider the complement P^C writing P^C above the tableau P . Then an inner corner b of P is an outer cocorner of P^C from which we could begin a reverse column insertion [3, 14]. Either an entry of P^C will be bumped from P^C or this reverse insertion will result in a new box on the inner border of P^C . Stroomer [22] showed that in the first case, it is not permissible to begin a column slide at b on P , and in the second case, the column slide is permissible, and T^C is the tableau obtained

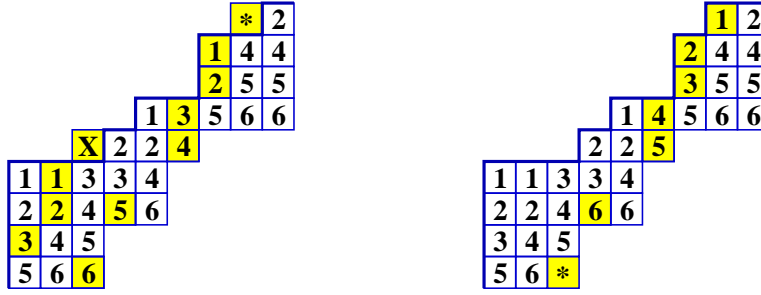
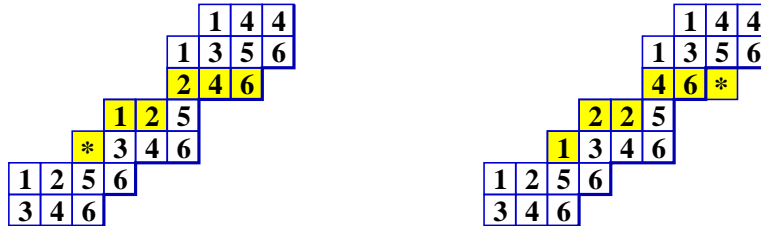


FIGURE 14. Impermissible and permissible column slides.

from the (internal) column insertion. Thus P^C and T^C are Knuth-equivalent, and so by Theorem 2.2, P and T are Knuth-equivalent. \blacksquare

This proof shows that a permissible column slide is complementary to an internal column insertion, and thus may be computed using hopscotch moves. Indeed, the left and right tableaux in Figure 14 are respectively the second and first rows in Figure 7. We illustrate the complementary nature of a permissible column slide and an internal insertion. The (reverse) column insertion in the tableau below on the left beginning with the shaded box results in the tableau on the right below. These tableaux are the complements of the tableaux in Figure 14.



Observe that if the first column of the tableau P is full, that is, consists of all the entries in $[k]$, then any inner corner of P can initiate a permissible column slide. Also note that if T is the result of a permissible column slide beginning at an inner corner b , then we may initiate a permissible column slide at any inner corner of T smaller than b in the cross order.

Definition 7.2. Let P be a tableau with entries in $[k]$. Form the tableau P' by placing a full column of the entries $1, \dots, k$ to the left of, and beginning in the same row as, the first column of P . The cell b just above the rightmost column of P' is an inner corner of P' , and so it is permissible to initiate a column slide in that cell. The cell just above b is an inner corner of the resulting tableau, and we may begin another column slide with this cell. Repeating this procedure at most k times, we obtain a tableau T' whose rightmost column is full, and we delete this column to obtain the tableau $\mathcal{X}(P)$.

By construction, P and $\mathcal{X}(P)$ have the same content. More is true.

Lemma 7.3. The tableaux P and $\mathcal{X}(P)$ are Knuth-equivalent.

We will prove this lemma at the end of this section. We illustrate this operation on the tableau of our running example.

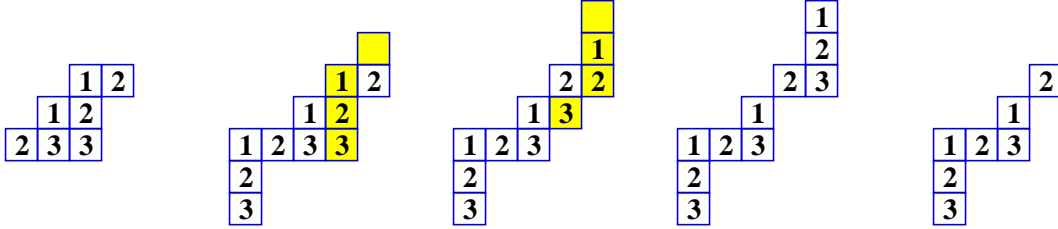


FIGURE 15. Column extraction.

Iterating \mathcal{X} sufficiently many times rectifies a tableau.

Theorem 7.4. *Let P be a column-strict tableau. Let j be the number of columns of P that begin in rows higher than the first column of P . Then the j th iterate $\mathcal{X}^j(P)$ of column extraction applied to P is the rectification of P .*

Proof. The number of columns of $\mathcal{X}(P)$ is at most the number of columns of P . Also, if the first i columns of P begin in the same row, then the first $i+1$ columns of $\mathcal{X}(P)$ will begin in that same row, unless $\mathcal{X}(P)$ has fewer than $i+1$ columns. Thus $\mathcal{X}^j(P)$ has all of its columns beginning in the same row, and so it has partition shape. Since P is Knuth-equivalent to $\mathcal{X}^j(P)$ by Lemma 7.3, we see that $\mathcal{X}^j(P)$ is the rectification of P . \blacksquare

Figure 16 illustrates the algorithm of Theorem 7.4, applying \mathcal{X} twice more to the example of Figure 15.

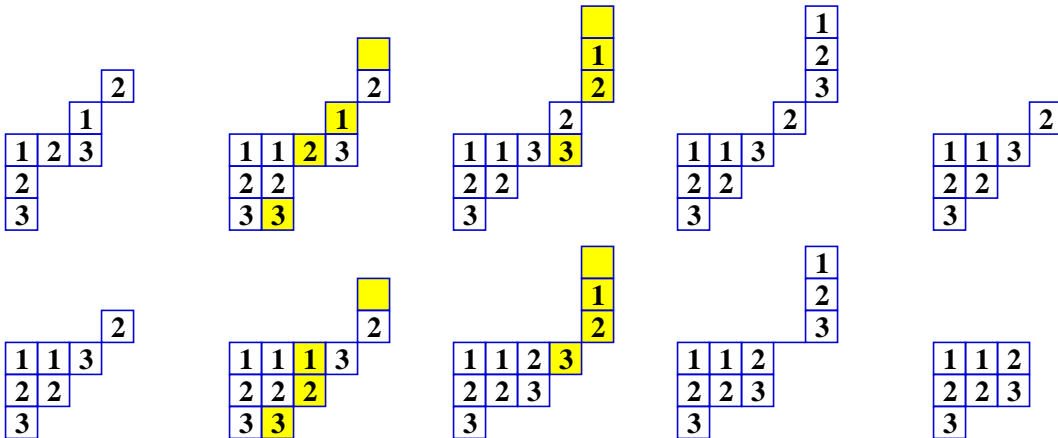


FIGURE 16. Rectifying using column extraction.

Our proof of Lemma 7.3 uses Knuth equivalence \simeq of words in the alphabet $[k]$ [14, 3, 20]. Given two words w, v , let $w.v$ be their concatenation. Given a column-strict

tableau P , let $\omega(P)$ be its (*column*) *word*, which is the entries of P listed from the bottom to top in each column, starting in the leftmost column and moving right. We use the result of Schützenberger [18] that tableaux P and Q are Knuth-equivalent if and only if $\omega(P) \simeq \omega(Q)$. Set $C := k \dots 2.1$, the word of a full column. We first prove a lemma concerning Knuth equivalence and C , or rather commutation and cancellation in the plactic monoid of Lascoux and Schützenberger [7].

Lemma 7.5. *Let w, v be any words in the alphabet $[k]$. Then*

- (i) $C.w \simeq w.C$.
- (ii) $C.w \simeq C.v$ if and only if $w \simeq v$.

Proof. For (i), it suffices to consider the case when w is a single number i . Then $i.C$ is the column word of a tableau of skew shape $2^k/1^{k-1}$ whose rectification has partition shape $(2, 1^{k-1})$ and word $C.i$.

The reverse direction of (ii) is trivial. Suppose $C.w \simeq C.v$ and let P, Q be tableaux of partition shape with $\omega(P) \simeq w$ and $\omega(Q) \simeq v$. Then $C.\omega(P) \simeq C.\omega(Q)$. But for any tableau T , $C.\omega(T)$ is the word of a tableau T' of partition shape obtained from T by placing a full column to its left. Since there is a unique tableau of partition shape in any Knuth equivalence class, we must then have $C.\omega(P) = C.\omega(Q)$, thus $P' = Q'$, and so $P = Q$. But this implies $w \simeq v$. \blacksquare

Proof of Lemma 7.3. Let P, P', T' be as in Definition 7.2 and set $T = \mathcal{X}(P)$. Then

$$C.\omega(P) = \omega(P') \simeq \omega(T') = \omega(T).C \simeq C.\omega(T).$$

The first Knuth-equivalence follows from Lemma 7.1, as T' is obtained from P' by column slides. The second Knuth-equivalence is Statement (i) of Lemma 7.5. Since $C.\omega(P) \simeq C.\omega(T)$, we deduce that $\omega(P) \simeq \omega(T)$, by (ii) of Lemma 7.5, and so P is Knuth equivalent to $\mathcal{X}(P)$. \blacksquare

REFERENCES

- [1] G. BENKART, F. SOTTILE, AND J. STROOMER, *Tableau switching: Algorithms and applications*, J. Comb. Theory Ser. A, **76** (1996), pp. 11–43.
- [2] S. FOMIN, *The generalised Robinson-Schensted-Knuth correspondence*, Zap. Nauchn. Sem. Leningrad. Otdel. Mat. Inst. Steklov. (LOMI), **155** (1986), pp. 156–175, 195.
- [3] W. FULTON, *Young Tableaux*, Cambridge Univ. Press, 1997.
- [4] M. HAIMAN, *Dual equivalence with applications, including a conjecture of Proctor*, Discrete Math., **99** (1992), pp. 79–113.
- [5] G. JAMES AND A. KERBER, *The Representation Theory of the Symmetric Group*, Encyclopedia of Mathematics and its Applications, **16**, Addison-Wesley, 1981.
- [6] D. KNUTH, *Permutations, matrices and generalized Young tableaux*, Pacific J. Math., **34** (1970), pp. 709–727.
- [7] A. LASCoux AND M.-P. SCHÜTZENBERGER, *Le monoïd plaxique*, in Non-Commutative Structures in Algebra and Geometric Combinatorics, Quad. “Ricera Sci.,” **109** Roma, CNR, 1981, pp. 129–156.
- [8] M. VAN LEEUWEN, *The Robinson-Schensted and Schützenberger algorithms, an elementary approach*, Electronic J. Combin., **3** (1996), p. #R15. Foata Feitschrift.

- [9] ———, *The Robinson-Schensted and Schützenberger algorithms, Part I: New Combinatorial Proofs*, CWI report AM-R9208 (1992). Available from <http://www.cwi.nl/>.
- [10] V. REINER AND M. SHIMIZONO, *Percent-avoiding, northwest shapes and peelable tableaux*, J. Comb. Theory Ser. A, **82** (1998), pp. 1–73.
- [11] G. ROBINSON, *On the representations of S_n* , Amer. J. Math., **60** (1938), pp. 745–760.
- [12] T. ROBY, *Applications and extensions of Fomin’s generalization of the Robinson-Schensted correspondence to differential posets*, PhD thesis, MIT, 1991.
- [13] T. ROBY, F. SOTTILE, J. STROOMER, AND J. WEST, *Jeux de tableaux* in Formal Power Series and Algebraic Combinatorics: Twelfth International Conference, FPSAC’00, Moscow, Russia, June 2000, Proceedings, ed. by D Krob, et. al., Springer-Verlag, 2000, pp. 332–343.
- [14] B. SAGAN, *The Symmetric Group; Representations, Combinatorics, Algorithms & Symmetric Functions*, Wadsworth & Brooks/Cole, 1991.
- [15] B. SAGAN AND R. STANLEY, *Robinson-Schensted algorithms for skew tableaux*, J. Comb.Theory Ser. A, **55** (1990), pp. 161–193.
- [16] C. SCHENSTED, *Longest increasing and decreasing subsequence*, Can. J. Math., **13** (1961), pp. 179–191.
- [17] M.-P. SCHÜTZENBERGER, *Quelques remarques sur une construction de Schensted*, Math. Scand., **12** (1963), pp. 117–128.
- [18] ———, *La correspondance de Robinson*, in Combinatoire et Représentation du Groupe Symétrique, D. Foata, ed., vol. 579 of Lecture Notes in Math., Springer-Verlag, 1977, pp. 59–135.
- [19] R. STANLEY, *$GL(n, \mathbb{C})$ for combinatorialists*, in Surveys in Combinatorics, E. K. Lloyd, ed., vol. 82 of London Math. Soc. Lec. Notes Ser., Cambridge University Press, 1983, pp. 187–199.
- [20] R. STANLEY, *Enumerative Combinatorics Volume 2*, no. 62 in Cambridge Studies in Advanced Mathematics, Cambridge University Press, 1999. With appendix 1 by Sergej Fomin.
- [21] J. STEMBRIDGE, *Rational tableaux and the tensor algebra of \mathfrak{gl}_n* , J. Comb. Theory Ser. A, **46** (1987), pp. 79–120.
- [22] J. STROOMER, *Insertion and the multiplication of rational Schur functions*, J. Comb. Theory Ser. A, **65** (1994), pp. 79–116.
- [23] G. TESLER, *Semi-primary Lattices and Tableau Algorithms*. Ph.D. Thesis, Massachusetts Institute of Technology, 1995.

(Tom Roby) DEPARTMENT OF MATHEMATICS, CALIFORNIA STATE UNIVERSITY, HAYWARD, CALIFORNIA 94542-3092, USA. troby@csuhayward.edu

(Frank Sottile) DEPARTMENT OF MATHEMATICS AND STATISTICS, UNIVERSITY OF MASSACHUSETTS, AMHERST, MASSACHUSETTS 01002, USA. sottile@math.umass.edu

(Jeff Stroomer) XILINX, INCORPORATED, 2300 55TH STREET, BOULDER, COLORADO 80301, USA. Jeff.Stroomer@xilinx.com

(Julian West) DEPARTMENT OF MATHEMATICS AND STATISTICS, UNIVERSITY OF VICTORIA, VICTORIA, BC V8W 3P4, CANADA. westj@mal.a.bc.ca