

University of Massachusetts Amherst
ScholarWorks@UMass Amherst

Physics Department Faculty Publication Series

Physics

2005

Anisotropic spin diffusion in trapped Boltzmann gases

WJ Mullin
mullin@physics.umass.edu

RJ Ragan

Follow this and additional works at: https://scholarworks.umass.edu/physics_faculty_pubs

 Part of the [Physics Commons](#)

Recommended Citation

Mullin, WJ and Ragan, RJ, "Anisotropic spin diffusion in trapped Boltzmann gases" (2005). *JOURNAL OF LOW TEMPERATURE PHYSICS*. 38.

Retrieved from https://scholarworks.umass.edu/physics_faculty_pubs/38

This Article is brought to you for free and open access by the Physics at ScholarWorks@UMass Amherst. It has been accepted for inclusion in Physics Department Faculty Publication Series by an authorized administrator of ScholarWorks@UMass Amherst. For more information, please contact scholarworks@library.umass.edu.

Anisotropic Spin Diffusion in Trapped Boltzmann Gases

W. J. Mullin¹ and R. J. Ragan²

¹*Physics Department, Hasbrouck Laboratory,*

University of Massachusetts, Amherst, MA 01003 and

²*Physics Department, University of Wisconsin at Lacrosse, La Crosse, WI 54601*

(Dated: February 2, 2008)

Abstract

Recent experiments in a mixture of two hyperfine states of trapped Bose gases show behavior analogous to a spin-1/2 system, including transverse spin waves and other familiar Leggett-Rice-type effects. We have derived the kinetic equations applicable to these systems, including the spin dependence of interparticle interactions in the collision integral, and have solved for spin-wave frequencies and longitudinal and transverse diffusion constants in the Boltzmann limit. We find that, while the transverse and longitudinal collision times for trapped Fermi gases are identical, the Bose gas shows diffusion anisotropy. Moreover, the lack of spin isotropy in the interactions leads to the non-conservation of transverse spin, which in turn has novel effects on the hydrodynamic modes. PACS numbers: 03.75.Mn,05.30.Jp,05.60.Gg,51.10.+y,67.20.+k.

In recent JILA experiments,[1],[2] a mixture of two hyperfine states was found to segregate by species. The theoretical explanation[3]-[8] for this behavior is based on the two states playing the role of a pseudo-spin-1/2 system, having transverse spin waves. The theory of these new effects is based on old ideas of the transport properties of polarized homogeneous quantum gases of real spins, such as ^3He gas and solutions of ^3He in liquid ^4He ,[9],[10] transcribed to the trapped gas pseudo-spin case.

Besides spin waves, the theory for homogeneous polarized fermions or bosons led to the prediction of anisotropic spin diffusion in the degenerate state.[9],[10],[11] When a spin nonuniformity is longitudinal, that is, with a variation in the magnitude of the magnetization, the spin diffusion coefficient is D_{\parallel} . On the other hand, in a spin-echo experiment, the magnitude of the magnetization is uniform but it varies spatially in direction. The corresponding diffusion coefficient, D_{\perp} is less than D_{\parallel} when the system is polarized and degenerate. Experimentally this feature has been seen, but was not always in reasonable accord with theory.[9] Moreover, Fomin[12] has suggested the effect should not exist. However, a recent experiment[9] has overcome several possible experimental objections and finds good agreement with theory. Moreover Mineev has very recently presented theoretical analysis that questions the validity of Fomin's approach.[13]

Thus it seems useful to see whether a similar difference between longitudinal and transverse diffusion in trapped gases might provide an alternative testing ground for this question. However, what we show here is that the physical possibility of having differing interaction parameters between up-up, down-down, and up-down states (interaction anisotropy) provides a new physical basis for anisotropic spin diffusion for bosons even in the Boltzmann limit.[14] For longitudinal diffusion in the Boltzmann limit only up-down scattering contributes. However, in the transverse case, two spins at differing angles approach one another, and the scattering can be analyzed as being a superposition of, say, up-up and up-down scattering. In the fermion s-wave case, the up-up part gives no contribution, and, in the Boltzmann limit, the diffusion coefficients are identical. In that case one must go to the degenerate limit to see the anisotropy, which then is expected to arise because the density of scattering states differs in longitudinal and transverse cases.[10] On the other hand, for bosons, for which both the up-up and down-down scattering rates do contribute, we find an anisotropy even in the Boltzmann limit, but only if the various scattering lengths differ. We have here the striking effect that, although both gases obey Boltzmann statistics, there is a

macroscopic difference between fermion and boson behavior.

The presence of interaction anisotropy provides another unusual effect, namely that transverse spin is not conserved.[7] This leads to a decay of the transverse spin (a T_2 process) that seriously affects the hydrodynamic modes of the system. Below we first use the moments method to compute the spectra of the lowest-lying longitudinal and transverse modes. However, with that method we obtain a transverse decay rate γ_\perp that diverges as τ approaches zero, in contrast to the usual diffusive behavior where $\gamma_\perp \propto \tau$. In this case it is necessary to solve the *local* hydrodynamic equations to find the correct behavior, in which the hydrodynamic solutions are localized at the low-density regions at the edges of the cloud where the collision time is longer. The result is a much smaller decay rate than that obtained with the moments method.

In our previous work, Ref. 10, we derived an analog of the Landau-Silin equation for a 2×2 density operator \hat{n}_p (here acting in the pseudo-spin space), with effective mean-field single particle energy matrix $\hat{\epsilon}_p$. We can write the density and single-particle energy in a Pauli representation as $\hat{n}_p = \frac{1}{2} (f_p \hat{I} + \mathbf{m}_p \cdot \hat{\sigma})$ and $\hat{\epsilon}_p = (e_p \hat{I} + \mathbf{h}_p \cdot \hat{\sigma})$ where $\hat{\sigma}$ is a Pauli matrix, $\frac{1}{2}(f_p \pm m_{pz})$ give the diagonal components of the density $n_{pi} = n_{pii}$, while \mathbf{m}_p represents the polarization, which in equilibrium is along the axis $\hat{\mathbf{z}}$. We find the following approximate equation for \mathbf{m}_p :

$$\frac{\partial \mathbf{m}_p}{\partial t} - \frac{2}{\hbar} \mathbf{h} \times \mathbf{m}_p + \sum_i \left[\frac{p_i}{m} \frac{\partial \mathbf{m}_p}{\partial r_i} - \frac{\partial U}{\partial r_i} \frac{\partial \mathbf{m}_p}{\partial p_i} \right] = \text{Tr} \{ \hat{\sigma} \hat{I}_p \} \quad (1)$$

with $m_{pz}(\mathbf{r}) = n_{p1} - n_{p2}$ and $n_{p12}(\mathbf{r}) = n_{p21}^* = \frac{1}{2} m_{p-}(\mathbf{r}) = \frac{1}{2} (m_{px} - im_{py})$. The 2×2 collision integral is \hat{I}_p . The effective mean magnetic field

$$\mathbf{h} = \frac{\hbar \Omega_0}{2} \hat{\mathbf{z}} + \eta \frac{t_{12}}{2} \mathbf{M} \quad (2)$$

where $\hbar \Omega_0 = V_1 - V_2 + [(t_{11} - t_{12}) n_1 - (t_{22} - t_{12}) n_2]$
 $\times (1 + \eta)$. In these η is 1 (-1) for bosons (fermions); $\mathbf{M}(\mathbf{r}) = \int d\mathbf{p}/h^3 \mathbf{m}_p(\mathbf{r})$; $n_i(\mathbf{r}) = \int d\mathbf{p}/h^3 n_p(\mathbf{r})$; V_i is the external field for species i ; $U = \frac{1}{2}(V_1 + V_2)$; and $M_z = n_1 - n_2$. The t 's can be evaluated in terms of the measured scattering lengths $a_{\alpha\beta}$ by using $t_{\alpha\beta} = 4\pi\hbar a_{\alpha\beta}/m$.

The equilibrium solution in the Boltzmann limit is $m_p^{(0)} = \mathcal{M}(\beta\hbar\bar{\omega})^3 \exp[-\beta(p^2/2m + U)]$ where N is the total number of particles, N_i is the number of species i , $\mathcal{M} = N_1 - N_2$ is the total magnetization, and $\bar{\omega} \equiv (\omega_x \omega_y \omega_z)^{1/3}$.

We have derived the collision integral for the Boltzmann case when the various interaction parameters differ. Our expression agrees with the same quantity derived in Refs. 7 and 8, and reduces properly to previous results if all the t 's are taken equal.[10],[15] We find

$$\begin{aligned}
(\sigma|\hat{L}_p|\sigma') &= \frac{\pi}{\hbar} \int d\mathbf{p}_1 d\mathbf{p}_2 d\mathbf{p}_3 \delta(\mathbf{p}_1 + \mathbf{p}_2 - \mathbf{p}_3 - \mathbf{p}_4) \delta(\epsilon_{\mathbf{p}_1} + \epsilon_{\mathbf{p}_2} - \epsilon_{\mathbf{p}_3} - \epsilon_{\mathbf{p}_4}) \\
&\sum_{\sigma_2} \left\{ -t_{\sigma\sigma_2}^2 [(n_{\mathbf{p}_1})_{\sigma\sigma'} (n_{\mathbf{p}_2})_{\sigma_2\sigma_2} + \eta(n_{\mathbf{p}_2})_{\sigma\sigma_2} (n_{\mathbf{p}_1})_{\sigma_2\sigma'}] \right. \\
&\quad - t_{\sigma'\sigma_2}^2 [(n_{\mathbf{p}_1})_{\sigma\sigma'} (n_{\mathbf{p}_2})_{\sigma_2\sigma_2} + \eta(n_{\mathbf{p}_1})_{\sigma\sigma_2} (n_{\mathbf{p}_2})_{\sigma_2\sigma'}] \\
&\quad \left. + 2t_{\sigma\sigma_2} t_{\sigma'\sigma_2} [(n_{\mathbf{p}_3})_{\sigma\sigma'} (n_{\mathbf{p}_4})_{\sigma_2\sigma_2} + \eta(n_{\mathbf{p}_3})_{\sigma\sigma_2} (n_{\mathbf{p}_4})_{\sigma_2\sigma'}] \right\} \quad (3)
\end{aligned}$$

We will linearize the kinetic equation for \mathbf{m}_p around the global equilibrium value $m_p^{(0)}\hat{\mathbf{z}}$ and use a moment approach to compute the spin wave and diffusive damping just as done previously.[5],[7] As in Ref. 5 we assume that the effective longitudinal field Ω_0 can be adjusted experimentally to zero. The linearized longitudinal and transverse equations are

$$\frac{\partial \delta m_{pe}}{\partial t} + \sum_i \left[\frac{p_i}{m} \frac{\partial \delta m_{pe}}{\partial r_i} - \frac{\partial U}{\partial r_i} \frac{\partial \delta m_{pe}}{\partial p_i} \right] = \sum_{\sigma} \sigma (\sigma|\hat{L}_p|\sigma) \quad (4)$$

and

$$\begin{aligned}
&\frac{\partial \delta m_{p+}}{\partial t} + i\eta t_{12} (m_p^{(0)} \delta M_+ - M_0 \delta m_{p+}) \\
&+ \sum_i \left[\frac{p_i}{m} \frac{\partial \delta m_{p+}}{\partial r_i} - \frac{\partial U}{\partial r_i} \frac{\partial \delta m_{p+}}{\partial p_i} \right] = 2(2|\hat{L}_p|1). \quad (5)
\end{aligned}$$

where \hat{L}_p is the linearized form of \hat{L}_p

In the following, for brevity, we compute only results for the monopole and dipole modes although experiments have detected the quadrupole modes. Similar arguments hold for the quadrupole case, which we will present in a longer publication.

Longitudinal case: We use a variational function of the form

$$\delta m_{pz} = (a_0 + a_1 z + a_2 p_z) m_p^{(0)} \quad (6)$$

and take the 1, z , and p_z moments of the kinetic equation in both the longitudinal and transverse cases. The results for the longitudinal case, if we assume a time dependence of $\exp(i\omega t)$ for a_1 and a_2 , are

$$da_0/dt = 0 \quad (7)$$

$$i\omega a_1 - \omega_z a_2 = 0 \quad (8)$$

$$i\omega a_2 + \omega_z a_1 = -\gamma_{||} a_2 \quad (9)$$

with $\gamma_{\parallel} = 4\gamma_0/3$ where $\gamma_0 = \pi\beta m^3 \bar{\omega}^3 t_{12}^2 N/h^4$ comes from integrating the collision integral. Eq. (7) indicates that the monopole mode does not decay in the longitudinal case, which is consistent with the conservation of magnetization. The second line is the magnetization equation of continuity. The relaxation rate γ_{\parallel} agrees with that derived in Ref. 5. The dipole spectrum is plotted in Fig. 1 as a function of $\tau_{\parallel} \equiv 1/\gamma_{\parallel}$, the *spatially averaged* collision time. In the small τ_{\parallel} limit, one finds

$$\omega_{\parallel} = i\omega_i^2 \tau_{\parallel}, \quad (10)$$

which has the form of the lowest-order solution of a diffusion equation in a harmonic potential.

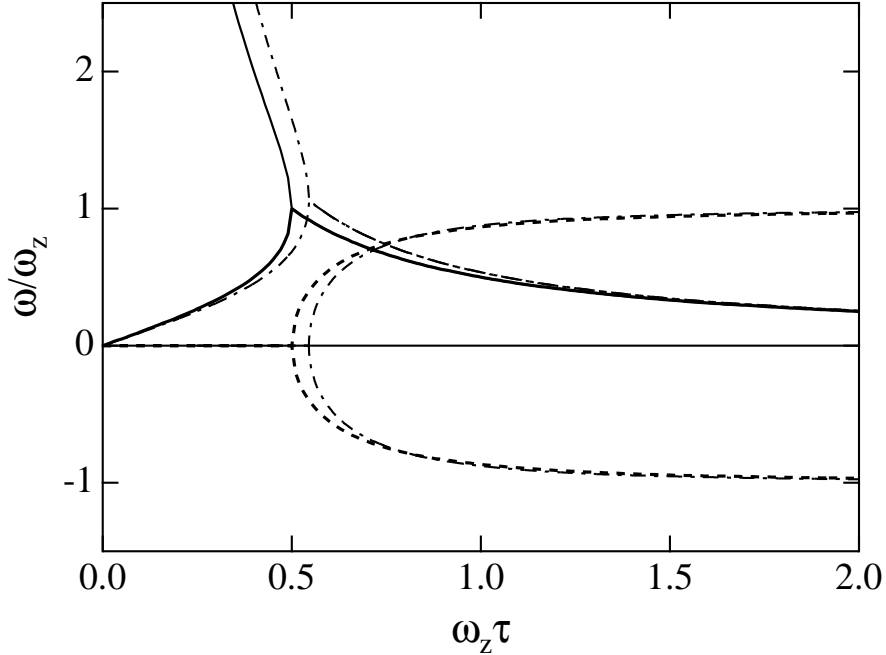


FIG. 1: Real (dashed) and imaginary (solid) components of longitudinal dipole spin wave modes versus average relaxation time τ_{\parallel} . Note the linear dependence of $\text{Im}(\omega)$ for small τ_{\parallel} characteristic of diffusive behavior. The dash-dotted lines represent the results of a numerical calculation to be discussed below.

Transverse case: We again use the form of Eq. (6). Taking 1, z , and p_z moments of Eq. (5) yields the results

$$da_0/dt = -\gamma_T a_0 \quad (11)$$

$$i\omega a_1 - \omega_z a_2 = -\frac{1}{2}\gamma_T a_1 \quad (12)$$

$$i(\omega - \omega_M)a_2 + \omega_z a_1 = -\gamma_\perp a_2 \quad (13)$$

where $\gamma_T = \gamma_0(1 + \eta) \sum_\sigma \left(\frac{t_{\sigma\sigma} - t_{12}}{t_{12}}\right)^2 f_\sigma$ with $f_\sigma = N_\sigma/N$, and

$$\gamma_\perp = \gamma_\parallel \left[\frac{7R - 3S}{8t_{12}^2} \right] \quad (14)$$

with $R = (1 + \eta) \sum_\sigma t_{\sigma\sigma}^2 f_\sigma + (1 - \eta)t_{12}^2$ and $S = 2t_{12}[(1 + \eta) \sum_\sigma t_{\sigma\sigma} f_\sigma - \eta t_{12}]$, and the mean-field frequency is

$$\omega_M = \eta \frac{t_{12} \mathcal{M}}{\hbar} \left(\frac{\beta \hbar \bar{\omega}}{\sqrt{2} \lambda} \right)^3 \quad (15)$$

where λ is the thermal wavelength.

Comments:

1) If the interactions parameters t_{ij} are all equal, we have $\gamma_T = 0$, $R = S = 2t^2$ so that $\gamma_\perp = \gamma_\parallel$. Eqs. (11)-(13) then reduce to those of Ref. 5 and the longitudinal and transverse relaxation rates are the same, which agrees with the standard result for a homogeneous real spin system in the Boltzmann limit.

2) For fermions, we have $\eta = -1$, so that, even if the t 's are *not* equal, $\gamma_T = 0$ and $\gamma_\perp = \gamma_\parallel$.

3) For bosons with unequal t 's, the spatial averaged transverse relaxation rate is not generally the same as the longitudinal. Moreover, we have a T_2 -type relaxation rate for a_0 and in the equation of continuity (12). The interaction anisotropy behaves something like a dipole-dipole interaction allowing relaxation of the transverse spin, an effect noted previously in Ref. 7.

If, for now, we take $\gamma_T = 0$, then the lowest mode in the hydrodynamic limit takes the form

$$\omega_\perp = \frac{\omega_z^2 (i - \mu \mathcal{M}) \tau_\perp}{[1 + (\mu \mathcal{M})^2]}. \quad (16)$$

where $\tau_\perp \equiv 1/\gamma_\perp$ and the so-called ‘‘spin-rotation parameter’’ $\mu = \omega_M \tau_\perp$. The form of Eq. (16) is the hydrodynamic frequency as modified by spin rotation. [9],[10],[15]. The first term is the effective diffusion frequency while the second is the dipole-mode pseudo-spin-wave frequency.

The effect of non-zero γ_T is to allow a T_2 relaxation of the transverse spins. The results are shown in Fig. 2, where we have set $1/\tau_\perp = \gamma_\parallel$, $\gamma_T = 0.02/\tau_\perp$, and $\omega_M = \omega_z$. In the small τ_\perp limit, one no longer has the hydrodynamic decay rate approaching zero, but instead it

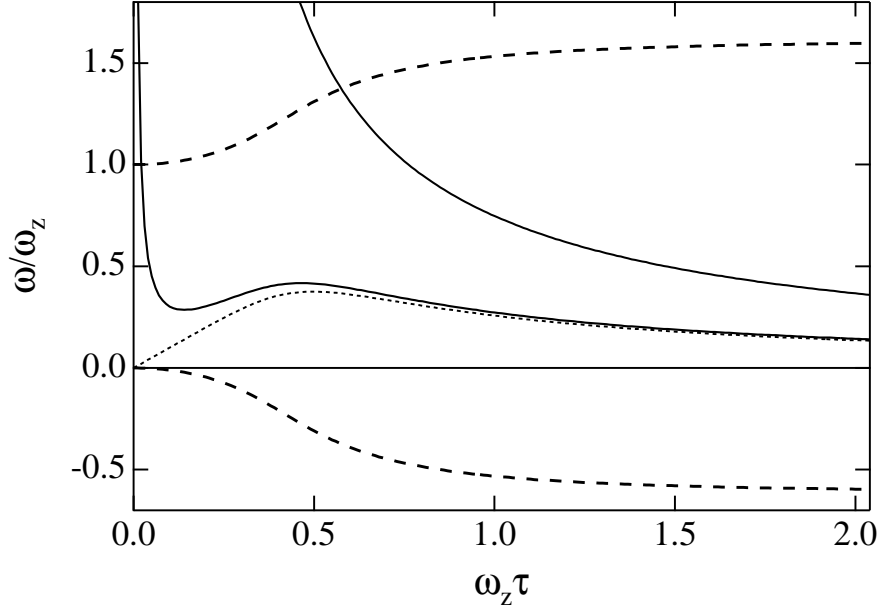


FIG. 2: Real (dashed) and imaginary (solid) components of transverse dipole spin wave modes versus average relaxation time τ_{\perp} when the transverse spin is not conserved. The dotted line shows the lower imaginary mode when the transverse decay rate $\gamma_T = 0$. The mean-field frequency ω_M is taken as ω_z . The linear behavior of $\text{Im}(\omega)$ for small τ_{\perp} characteristic of diffusive behavior is destroyed and replaced by a divergence within the moments method used here.

diverges at the origin because $\text{Im}(\omega) \approx (\omega_z^2 \tau_{\perp} + \gamma_T)$, and $\gamma_T \sim 1/\tau_{\perp}$. However, although suitable for finite $\omega\tau$, the moments method is inadequate in the hydrodynamic limit. It fails because the simple forms assumed for spatial dependence cannot adjust to the spatially dependent relaxation rates. One must solve local equations numerically for the spatial behavior.

To obtain the hydrodynamic equations we expand the momentum distribution in terms of Hermite polynomials

$$\delta m_{pz} = e^{-\beta p^2/2m} \sum_{k=0} c_k(z, t) H_k(p) \quad (17)$$

Substituting this into the kinetic equations, integrating over the momentum, and keeping terms lowest order in τ_{\perp} gives, in the transverse case,

$$\partial_t \delta M_+ + \partial_z J_+ = -\gamma_T(z) \delta M_+ \quad (18)$$

$$\partial_t J_+ + \frac{kT}{m} \partial_z \delta M_+ + \omega_z^2 z \delta M_+ + i\omega_M(z) J_+ \approx -\gamma_{\perp}(z) J_+ \quad (19)$$

where $\delta M_+(z, t) = c_0(z, t)$ is the nonequilibrium magnetization density, $J(z, t) = \int d\mathbf{p}/h^3(p/m)\delta m_{pz} = c_1(z, t)$ is the spin current, and $\gamma_\perp(z) = \gamma_\perp(0) \exp(-\beta m \omega_z^2 z^2/2)$. Analogous equations hold in the longitudinal case. On the RHS of Eq. (19) the $k = 1$ momentum distribution has been treated as an eigenfunction of the linearized collision integral. This is justified by a numerical calculation of the matrix elements of the collision integral, which gives

$$\begin{aligned} L_\perp[H_1(p)] &= -\gamma_\perp(0)(1.000H_1(p) + 0.123H_3(p) \\ &- 0.00094H_5(p) + \dots) \approx -\gamma_\perp(0)H_1(p) \end{aligned} \quad (20)$$

The eigenvalues of the hydrodynamic equations have been calculated numerically for the dipole mode with boundary conditions $\delta M(0) = 0$, $J(0) = 1$, and $J(\infty) = 0$, and the monopole mode with boundary conditions $\delta M(0) = 1$, $J(0) = 0$, and $J(\infty) = 0$. For the longitudinal and isotropic transverse cases this leads to only small corrections to the $\tau \rightarrow 0$ part of the spectra obtained by the moments method as shown in Fig. 1.

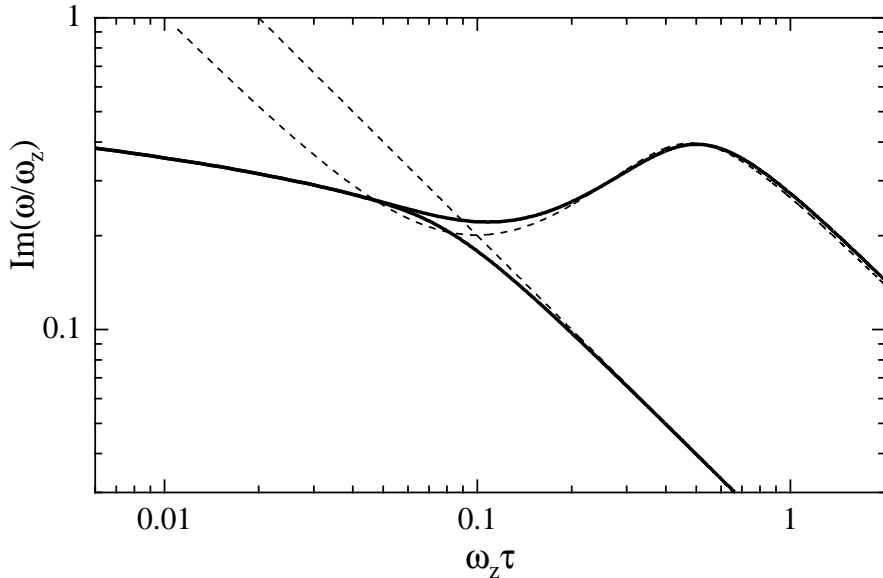


FIG. 3: Imaginary part of the spin-wave spectrum vs. $\omega_z \tau_\perp$ for the monopole and dipole modes with $\omega_M = \omega_z$, $\gamma_T = 0.02\gamma_\perp$, and $\gamma_\perp \approx \gamma_\parallel$ for both the moments method (thick) and hydrodynamic calculations (dashed).

However, for $\gamma_T > 0$ the hydrodynamic spectrum differs qualitatively from that of the moments method calculation. As $\tau_\perp \rightarrow 0$ the hydrodynamic dipole and monopole modes

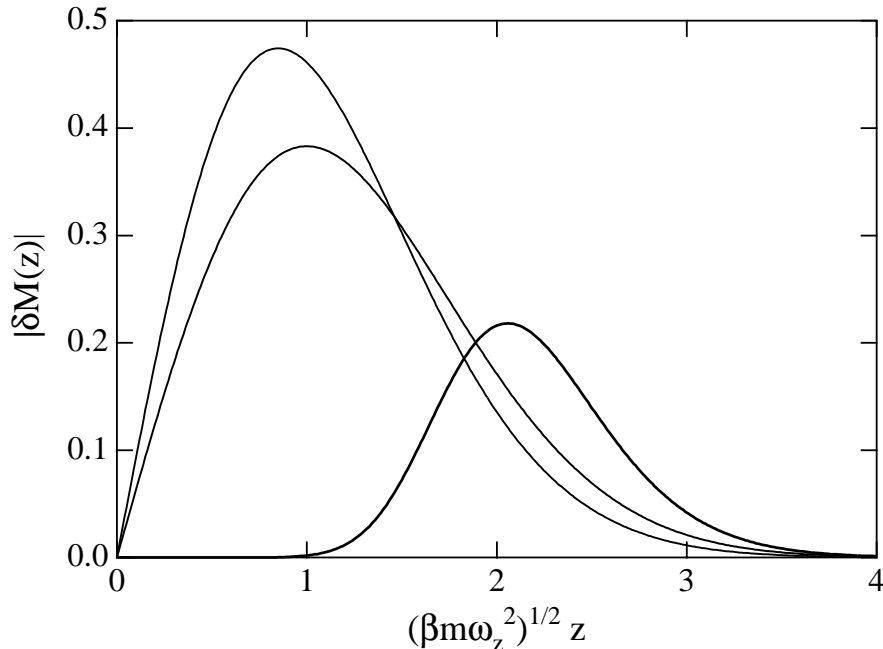


FIG. 4: Profiles $|\delta M(z)|$ of the the dipole modes vs. $\sqrt{\beta m \omega_z^2} z$, normalized with a Hermite weighting function. Tallest peak is the hydrodynamic mode for $\gamma_T = 0$ and $\tau_\perp = 0.01$. Middle peak is the moments method ansatz. Smallest peak is the hydrodynamic mode for $\gamma_T = 0.02\gamma_\perp$ and $\omega_z\tau = 0.01$.

do not decay at a rate $\sim 1/\tau_\perp$, but instead decay at a slower rate $\sim \sqrt{\log(1/\omega_z\tau_\perp)}$ (See Fig. 3.) In fact, at small enough $\omega_z\tau_\perp$ the T_2 decay of the magnetization at the center of the trap causes the monopole and dipole modes to coalesce into spin-waves localized on the lower density regions on the left and right sides of the trap. (See Fig. 4.)

In experiments on Rb, the interaction anisotropy is very small. To test the novel effects predicted here one might use Na,[16] which has a difference in interaction parameters; Numerically we estimate that for ^{23}Na γ_\perp can differ from γ_\parallel by as much as 14% with $\gamma_T/\gamma_\perp \approx 0.04$. Interaction differences might also be induced by using Feshbach resonance methods.

We thank Dr. Jean-Noël Fuchs and Prof. David Hall for useful discussions.

-
- [1] H. J. Lewandowski, D. M. Harber, D. L. Whitaker, and E. A. Cornell, Phys. Rev. Lett. **88**, 070403 (2002).
- [2] J. M. McGuirk, H. L. Lewandowski, D. M. Harber, T. Nikuni, J. E. Williams, and E. A. Cornell, Phys. Rev. Lett. **89**, 090402 (2002).

- [3] M. O. Oktel and L. S. Levitov, Phys. Rev. Lett. **88**, 230403 (2002).
- [4] J. N. Fuchs, D. M. Gangardt, and F. Laloë, Phys. Rev. Lett. **88**, 230404 (2002); Eur. Phys. J. D **25**, 57 (2003).
- [5] J. E. Williams, T. Nikuni, and C. W. Clark, Phys. Rev. Lett. **88**, 230405 (2002).
- [6] J. N. Fuchs, O. Prévoté, and D. M. Gangardt, Eur. Phys. J. D **25**, 161 (2003).
- [7] T. Nikuni and J. E. Williams, J. Low Temp. Phys. **133**, 323 (2003).
- [8] A. S. Bradley and C. W. Gardiner, J. Phys. B: At. Mol. Opt. Phys. **35**, 4299 (2002).
- [9] H. Akimoto, D. Candela, J. S. Xia, W. J. Mullin, E. D. Adams, and N. S. Sullivan, Phys. Rev. Lett. **90**, 105301 (2003). This paper has a rather complete list of theoretical and experimental references for homogeneous real-spin Fermi fluids.
- [10] W. J. Mullin and J. W. Jeon, Jour. Low Temp. Phys., **88**, 433 (1992).
- [11] J. Jeon and H. R. Glyde, Phys. Rev. B **43**, 5338 (1991).
- [12] I. A. Fomin, JETP Lett. **65**, 749 (1997).
- [13] V. P. Mineev, cond-mat/0310620.
- [14] We consider temperatures such that the distribution function is Boltzmann, but the pair interactions are quantum mechanical with s-wave scattering predominating. This can occur if the interparticle spacing is much greater than the de Broglie wavelength which, in turn, is much greater than the scattering length.
- [15] C. Lhuillier and F. Laloe, J. Phys. (Paris) **43**, 197 (1982); **43**, 225 (1982).
- [16] A. Görlitz, T. L. Gustavson, A. E. Leanhardt, R. Low, A. P. Chikkatur, S. Gupta, S. Inouye, D. E. Pritchard, and W. Ketterle, Phys. Rev. Lett. **90**, 090401 (2003).